

§ IN THE DISTRICT COURT

ss

2

32

2

so

§

2

OF BEXAR COUNTY, TEXAS

32

 ∞

202

§

2

32

22

3

 \mathcal{S}

202

8

32

2

so

 \mathcal{S} \mathcal{S}

2

2

78

so

 \mathcal{S}

ity Commissioner; §
MARIALYN §
al capacity as Bexar § ____th JU DICL
COMMISSIONER §
his official capacity §
sioner §
ndants §
§
§
§

RIFIED PETITION AND APPLICATION FOR INJUNCTION

anizing Project (“TOP”) hereby files this C

I A

UN

Now, when it is most important to facilitate voters' free exercise of their fundamental right to vote, the Bexar County Elections Department has decided to close Election Day polling locations, in violation of the Texas Election Code, and operate fewer locations than it did in 2014, 2016, 2018, or 2020. This is despite having been successfully sued for a similar attempt to close polling locations in 2020, resulting in an Order requiring the County to operate additional locations for that election. These closures are not merely ill-advised for the safety and convenience of all voters, but they will once again contravene the legal framework for establishing polling places and were adopted as part of an illegal process that negatively impacts minority voters, in violation of explicit provisions of the Texas Election Code. Unfortunately, this fits a pattern of legal violations spanning years, in which Bexar County has operated hundreds of fewer polling locations than it was required to.

This Petition and Application seeks declaratory relief that Bexar County will imminently violate Section 43.007 of the Texas Election Code by failing to operate a legally sufficient number of polling places on Election Day and failing to follow the mandatory procedures for adopting a methodology to allocate Election Day polling places. It further seeks injunctive relief requiring the County to come into compliance with such provisions and, considering the County's multi-year history of election-code violations, to confirm preparedness with this Court in a timely manner.

II.

DISCOVERY CONTROL PLAN

1. Pursuant to Texas Rule of Civil Procedure 190.1, Plaintiff intends to conduct discovery under Discovery Level 3.

III.

PARTIES

2. Plaintiff Texas Organizing Project (“TOP”) is a non-profit organization committed to improving the participation of eligible voters across Texas in the democratic process through voter registration, voter education, and voter participation activities. TOP has approximately 1,205 members in Bexar County, a majority of whom are registered voters, including registered voters who live in areas directly affected by Bexar County’s polling place closures. Additionally, TOP has 60,458 active supporters in Bexar County who volunteer and engage in the organization's activities. TOP membership is composed predominantly of persons of color. As a result of the closures, TOP members and supporters will be forced to travel further, stand in longer lines, and be exposed to more in-person contact with election workers and other voters (which imposes a risk during the ongoing COVID-19 pandemic). TOP members in Bexar County additionally engage in get-out-the-vote (“GOTV”) efforts, including phone banking, text messaging, and in-person canvassing. TOP plans to attempt to engage over 43,000 voters during their 2022 GOTV efforts. This includes informing individuals in advance of their nearest polling locations and helping individuals who lack transportation overcome these barriers and make it to the polls to vote in person during early voting and Election Day, including by directly providing transportation. These members’ efforts are made more difficult when individuals have to travel further to get to each polling location and are confused because their traditional closest polling locations have been closed.

3. Defendant Judge Nelson Wolff is the Bexar County Judge and is sued in his official capacity only. The County Judge is the presiding officer of the Bexar County Commissioners Court, the governing body of Bexar County. He may be served with process at 101 W. Nueva, 10th Floor, San Antonio, TX 78205.

4. Defendant Commissioner Rebecca Clay-Flores is the Bexar County Commissioner for Precinct 1 and is sued in her official capacity only. Commissioner Clay-Flores is a voting member of the Bexar County Commissioners Court, the governing body of Bexar County. She may be served with process at 101 W. Nueva, 10th Floor, San Antonio, TX 78205.

5. Defendant Commissioner Justin Rodriguez is the Bexar County Commissioner for Precinct 2 and is sued in his official capacity only. Commissioner Rodriguez is a voting member of the Bexar County Commissioners Court, the governing body of Bexar County. He may be served with process at 101 W. Nueva, 10th Floor, San Antonio, TX 78205.

6. Defendant Commissioner Marialyn Barnard is the Bexar County Commissioner for Precinct 3 and is sued in her official capacity only. Commissioner Barnard is a voting member of the Bexar County Commissioners Court, the governing body of Bexar County. She may be served with process at 101 W. Nueva, 10th Floor, San Antonio, TX 78205.

7. Defendant Commissioner Tommy Calvert is the Bexar County Commissioner for Precinct 4 and is sued in his official capacity only. Commissioner Calvert is a voting member of the Bexar County Commissioners Court, the governing body of Bexar County. He may be served with process at 101 W. Nueva, 10th Floor, San Antonio, TX 78205.

8. As the governing body of Bexar County, the Defendants County Judge and County Commissioners are legally responsible for Bexar County's participation in the Countywide Polling Place Program and for adopting the methodology that governs how many Election Day vote centers there are and where they are located. TEX. ELEC. CODE § 43.007 (a), (f) ("The secretary of state shall implement a program to allow each commissioners court participating in the program to eliminate county election precinct polling places and establish countywide polling places for: (1) any election required to be conducted by the county. . . . In selecting countywide polling places,

a county must adopt a methodology for determining where each polling place will be located. The total number of countywide polling places may not be less than: . . . 50 percent of the number of precinct polling places that would otherwise be located in the county for that election.”). They are further statutorily responsible for ensuring that the process for adopting a methodology for choosing Election Day vote centers is followed, including the mandatory solicitation of input from persons or organizations representing minority voters. *Id.* at (h) (“In adopting a methodology under Subsection (f) or creating the plan under Subsection (g), the county shall solicit input from organizations or persons located within the county who represent minority voters.”).

9. At all times relevant hereto, all Defendants were and have been acting under color of statutes, ordinances, regulations, customs and usages of the State of Texas and Bexar County, Texas.

IV. **JURISDICTION AND VENUE**

10. Plaintiff seeks non-monetary declaratory and injunctive relief. This Court’s jurisdiction to enter injunctive relief in this lawsuit is established by Texas Election Code Section 273.081 and Texas Civil Practice and Remedies Code Section 65.001, *et seq.* This Court’s jurisdiction to enter declaratory relief is established by Texas Civil Practice and Remedies Code Section 37.001, *et seq.*

11. Bexar County is the proper venue for this lawsuit because Defendants are Bexar County residents and the actions of which Plaintiff complains of occurred and are occurring in Bexar County. *See* TEX. CIV. PRAC. & REM. CODE § 15.002. The Court further has jurisdiction over Defendants because the doctrine of governmental immunity is inapplicable to county officials sued in their official capacity for *ultra vires* actions, and Plaintiff brings *ultra vires* claims against Defendants. *See Houston Belt & Terminal Ry. Co. v. City of Houston*, 487 S.W.3d 154 (Tex. 2016).

V.

FACTS

Legal Background

i. Texas Election Code Section 43.007: The Countywide Polling Place Program

12. In Texas, each county has election precincts, which form the basic geographic unit for electoral participation.

13. On Election Day, counties can either use precinct-based voting, in which an individual voter can only cast a ballot in the polling place that has been assigned to their respective precinct, or they can participate in the Countywide Polling Place Program (“CWPPP”), which allows voters to vote at any location in the county on Election Day.

14. Texas Election Code (“TEC”) Section 43.007 establishes and regulates the CWPPP.

15. Bexar County participates in the CWPP.

16. To participate in the CWPPP, “a county must adopt a methodology for determining where each polling place will be located.” TEX. ELEC. CODE § 43.007(f). In adopting this methodology, the county is required to “solicit input from organizations or persons located within the county who represent minority voters.” *Id.* § 43.007(h).

17. Further, Section 43.007(f)(1) establishes the objective minimum number of Election Day polling locations that a county must operate. It states that “[t]he total number of countywide polling places may not be less than . . . 50 percent of the number of precinct polling places that would otherwise be located in the county for that election.” Thus, to figure out the minimum required number of sites, one must first figure out how many precinct-based sites would otherwise be located in the county if it were not participating in the countywide program.

ii. The Legal Baseline for Establishing the Minimum Allowable Number of Vote Centers

18. The starting point for determining how many precinct polling places “would otherwise be located in the county” is Section 43.001 of the TEC, which mandates that “[e]ach election precinct established for an election shall be served by a single polling place located within the boundary of the precinct.”

19. For general elections, there is only one exception to the requirement that each precinct have its own polling place. Section 42.0051(a), titled “Combining Certain Precincts,” allows that if “changes in county election precinct boundaries to give effect to a redistricting plan result in county election precincts with a number of registered voters less than [750], . . . a commissioners court for a general . . . election” may combine those smaller precincts with larger neighboring precincts in order to avoid unreasonable expenditures. *See also* Ex. A at 15 (Texas Secretary of State, Precincts and Polling Places (Sep. 28, 2022) (“If as a result of redistricting, a county election precinct is left with fewer than 500 voters [750 for larger counties], the county may combine it with another county election precinct.”)).

20. The commissioners court is the only entity with the authority to combine precincts for an election, and precinct combinations are only valid for that election. TEX. ELEC. CODE § 42.0051(a); *see also* Ex. B (Order, TOP v. Callanen, 2020CI19387 (45th Dist. Bexar Co. Oct. 14, 2020) (hereinafter TOP Order)) at ¶ 6 (“The Bexar County Commissioners Court has not ordered that any precincts containing fewer than 750 registered voters be combined with other precincts for the November 2020 election. For precincts to be combined, the Commissioners Court must order them to be so.”); *Honts v. Shaw*, 975 S.W.2d 816, 821 (Tex. App.—Austin 1998, no pet.) (“[The] administrator simply joined certain polling places due to the fact that he could not find a polling place or election workers for those precincts; the joining of the nineteen polling places therefore did not constitute combining of precincts under section 42.0051 of the Election Code.”).

21. Precincts with fewer than 750 voters can only be combined if they are the result of a redistricting plan. TEX. ELEC. CODE § 42.0051(a); *see also TOP Order* at ¶ 7 (“Numerous under-750 voter precincts are not combinable because they do not currently exist as a result of a redistricting plan. . . . Only precincts that are redrawn to give effect to a redistricting plan are combinable under the law.”); *Honts*, 975 S.W.2d at 821 (“Nor were the precincts “combined” as a result of a redistricting plan.”).

22. Precincts cannot be combined in such a way that more than 5,000 active registered voters are combined together. TEX. ELEC. CODE § 42.0051(c).

23. Additionally, Section 42.0051(d) prohibits combining a location if it:

- i. results in a dilution of voting strength of a group covered by the federal Voting Rights Act (42 U.S.C. Section 1973c et seq.);
- ii. results in a dilution of representation of a group covered by the Voting Rights Act in any political or electoral process or procedure; or
- iii. results in discouraging participation by a group covered by the Voting Rights Act in any political or electoral process or procedure because of the location of a polling place or other factors.

24. The Voting Rights Act (“VRA”), which is referenced in the Texas Election Code subsection above, protects historically disenfranchised racial groups as well as certain language minority groups, including, in San Antonio, Spanish-language speakers.

25. Therefore, under state law, to determine the minimum number of polling locations a county can operate in the countywide polling place program, one must figure out (a) how many election precincts are in the county; (b) how many of those precincts have fewer than 750 registered voters as a result of redistricting; (c) whether the county commissioners court has combined any of those precincts for the general election; and (d) whether removing the polling place for any of those smaller precincts would result in discouraging a racial, ethnic, or language minority group from

participating in an electoral process or result in combining more than 5,000 active registered voters together.

26. Defendants and the Bexar County Elections Administrator Jacque Callanen (“EA Callanen”) are aware of this framework, given the successful lawsuit against them in 2020 over these same provisions, but nevertheless are once again imminently standing to violate the Election Code by refusing to provide 50 percent of the precinct polling places that would otherwise be located in the County, as described more fully below and in prior litigation. *See* Ex. B (*TOP Order*).

A. Defendants’ Adoption of Insufficient Election Day Polling Sites for the November 8, 2022 General Election

27. On September 6, 2022, Bexar County Elections Administrator, Jacque Callanen, appeared before the Bexar County Commissioners Court to have the Court approve the Order for the November 8, 2022 General Election. Ex. C at 11 (Agenda for September 6, 2022 Bexar County Commissioners Court).

28. The agenda item for the meeting stated that it would include “discussion and appropriate action” regarding Early Voting locations, but did not state that Election Day locations would be discussed or voted on.

29. As was revealed in Defendants’ public comments at the meeting, EA Callanen did not provide members of the Commissioners Court with a proposed list of Election Day locations until approximately 8 a.m. on the morning of the meeting (one hour before the meeting itself was set to begin). *Comments of Commissioner Calvert at Sept. 6 Commissioners Court Meeting*, minutes 2:31:24-2:31:33 (Sep., 6, 2022) available at <https://bexarcourtytx.swagit.com/play/09062022-501> (hereinafter Sept. 6 Comm. Court Mtg.) (“Which came at 8 o’clock this morning”); *id.* at 2:33:45-

2:33:53 (“And the biggest travesty is why did you not send me this Election Day information until this morning?”).

30. In adopting its methodology for choosing polling places, neither Defendant members of Commissioners Court nor EA Callanen “solicit[ed] input from organizations or persons located within the county who represent minority voters.” TEX. ELEC. CODE § 43.007(h). There was no public discussion of Election Day locations other than that which occurred at the September 6 meeting. The County did not inform any persons or organizations representing minority voters that Election Day locations would be discussed, and the publicly posted agenda itself did not even include Election Day locations in the agenda item; much less did the County actively solicit input. *Cf. Comments of Commissioner Rodriguez*, Sept. 6 Comm. Court Mtg. at 2:40:44-2:40:49 (“You [referring to EA Callanen] just make these decisions without any community input.”)

31. The proceedings at the September 6 Commissioners Court meeting demonstrate that the County Elections Department does not understand the provisions of the Texas Election Code governing how polling places must be established under the Countywide Polling Place Program.

32. EA Callanen made it clear that she was basing the minimum “50 percent of the number of precinct polling places that would otherwise be located in the county for that election” calculation off of the arbitrary fact that in some election prior to joining the Countywide Polling Place Program in 2019, Bexar County operated 303 polling places, rather than off of the statutory requirements for calculating the “number of precinct polling places that would otherwise be located in the county for that election.” *See Comments of Jacque Callanen*, Sept. 6 Comm. Court Mtg. at 3:01:45-3:01:53 (“No, it’s poll sites, you have to work with poll sites, and at our largest we had 303, and that’s what the vote centers started with.”); 2:29:15-2:30:10 (“... 50% of the sites would [be] 152.”).

33. She acknowledged that there are 776 election precincts in Bexar County, *see Comments of Jacque Callanen*, Sept. 6 Comm. Court Mtg. at 3:01:30-3:01:38, but she expressly disavowed the idea that she is relying on combined precincts to reduce the baseline number of election precincts down from 776. *Id.* at 2:32:13-2:32:20 (“With vote centers, you don’t combine precincts. They [the statutory schemes] are totally separate.”). She further demonstrated that she does not understand that in order to calculate 50 percent of the number of precinct polling places that would otherwise be required, one still must consider the maximum population limits for election precincts (whether combined or not). *Compare Comments of Jacque Callanen*, Sept. 6 Comm. Court Mtg. at 2:32:23-2:33:06 (“[U]nder precinct based, we could have no more than 3,000 voters per site, at a poll site, that’s what we had to follow. Then years ago they upped that to 5,000 on a general election per pollsite, under the precinct based. . . . Once we moved to vote centers, there is no limit.”) *with* TEX. ELEC. CODE § 42.006(a) (“a county election precinct must contain at least 100 but not more than 5,000 registered voters”) *and* TEX. ELEC. CODE § 42.0051(c) (“A combined precinct under this section is subject to the maximum population prescribed for a precinct under Section 42.006.”).

34. When asked about the 2020 court proceedings, EA Callanen misinformed the Commissioners Court that the 2020 court ruling dealt with precinct-based voting rather than voting under the Countywide Polling Place Program. *Comments of Jacque Callanen*, Sept. 6 Comm. Court Mtg. at 3:02:40-3:02:44 (“When the lawsuit went in, it was precinct-based.”). However, Bexar County entered the Countywide Polling Place Program in 2019, and the 2020 Court Order was explicitly based on applying the provisions governing Countywide Polling. *See TOP Order* at ¶ 3 (expressly applying Section 43.007 of the Election Code).

35. At the meeting, members of Commissioners Court asked what authority they had to add locations to the list of recommendations provided by EA Callanen, but were incorrectly informed

that they only had the authority to approve or strike locations from the provided list, but not to add any. *See Comments of County Staff*, Sept. 6 Comm. Court Mtg. at 3:08:07-3:08:21 (“For Election Day, the General Election, the Elections Administrator recommends to the court, the court must approve those recommendations unless there’s good cause not to.”); *id.* at 3:09:55-3:10:30 (“[the Commissioners Court can] strike or amend, but not by adding.”). County staff were presumably reading Texas Election Code Section 43.002 (“the county clerk shall recommend the location of the polling place for each county election precinct. . . . The commissioners court shall designate the recommended location as the polling place unless the court finds good cause to reject the recommendation.”); however, they did not realize that Section 43.002 only applies to elections “in which the use of county election precincts is required.” Because Bexar County is participating in the Countywide Polling Place Program rather than using county election precincts, *supra* ¶¶ 12-15, Section 43.007 rather than 43.002 governs how Election Day locations are established. Section 43.007 simply states that “a county” or “the county” shall adopt a methodology for choosing Election Day vote centers, but makes no mention of the Election Administrator. The Commissioners Court is the body designated by statute to enter the Countywide Polling Place Program and “establish Countywide polling places,” TEX. ELEC. CODE § 43.007(a), (b), and is the governing body of “the county.” Consequently, it is the appropriate body to adopt the methodology for choosing vote centers. This would also be more in line with its authority to unilaterally set most early voting sites. *See* TEX. ELEC. CODE § 85.062.

36. Ultimately, believing it was unable to unilaterally add sites, the Commissioners Court passed a motion “to approve the presented 259 election day branch polling place sites and asking the Bexar County Elections Administrator to return at the next following meeting of Commissioners Court for the consideration of 43 additional branch polling place sites.” Ex. D at

1 (Official Minutes of Sept. 6 Commissioners Court Meeting, Agenda Item 46).

37. Members of the Court also expressed their ongoing financial support of the Elections Department to add as many sites as necessary. *See Comments of Commissioner Rodriguez*, Sept. 6 Comm. Court Mtg. at 2:50:25-2:50:38 (“The other thing, Judge, we’ve never asked Jacque to do more with less. We’ve always opened the checkbook up when it comes to elections. . . . So the resources are not an excuse.”).

38. EA Callanen did not return to the next Commissioners Court meeting (September 13, 2022) as requested, and has made no indication that she will attend any future meetings to add sites.

39. Subsequent to the September 6 meeting, EA Callanen held a press conference and indicated that she had added eight (8) additional locations to the list of election day locations, but gave no indication that further locations would be added. *See* Troy Kless, “*We’re Knee Deep: Bexar County Elections Department Shares Preparations for November Midterms*,” KENS5.COM (Sep. 14, 2022) <https://www.kens5.com/article/news/politics/elections/bexar-county-elections-department-preparations-november-midterms/273-c5024e16-a27f-4e58-b0cc-cb62d9f89409>.

40. On September 28, 2022, the Texas Civil Rights Project sent a demand letter to the Bexar County District Attorney outlining the legal violations in Bexar County’s methodology for choosing countywide polling locations and requesting a written response by the afternoon of Monday, October 3, 2022 confirming how many election day locations it would add. Ex. E (TCRP Demand Letter). The County has not responded to the letter.

41. Bexar County has 776 election precincts. *See* Ex. F (Precinct Election Returns for the May 24, 2022 Primary Runoff Election); *Comments of Jacque Callanen*, *supra* ¶ 33. Absent any precinct combinations for a specific election, therefore, the minimum number of countywide election day vote centers is 388 (TEX ELEC. CODE § 43.007(f) (“50 percent of the number of

precinct polling places that would otherwise be located in the county for that election”)).

42. The Commissioners Court has not combined any precincts for the November 8, 2022 General Election. EA Callanen expressly disavowed the need to combine precincts, *supra* ¶ 33. Although the list of Election Day locations that was attached to the Election Order lists certain precincts next to each other, *see* Ex. D at 7-17 (Minutes for Agenda Item 46), these are not legal combinations and could not be even if EA Callanen had theoretically intended them to be (which she by her own statements did not). First, the Commissioners Court motion approving locations makes no mention of combining precincts and in fact explicitly expresses a desire to add more locations. More importantly, most of the precincts that are adjacent on the list would not meet the legal requirements for permissible combinations. For example, Vote Center 11 lists four precincts, all of which have more than 750 voters, and which, when combined, would have 6,309 total registered voters. Both of these facts would make this combination patently impermissible. *Compare* Ex. D at 7 (Minutes for Agenda Item 46) *with* Ex. F at 17, 28, 29, 32 (Precinct Returns for May 24, 2022 Primary Runoff).

B. Defendants’ History of Election Code Violations

43. Bexar County has a long history of violating the law when it comes to operating polling places and other election administration issues.

44. Most egregiously, the County attempts its current closure of locations despite the fact that only two years ago it was prevented by a court order from pursuing the same course of action. *See* Ex. B (TOP Order).

45. Specifically, the Court found that:

- Because Bexar County has predicated its ability to operate fewer than 367 polling locations on a theoretical, but unlawful, ability to combine certain precincts, it therefore

does not have the ability to reduce the number of election day polling locations down to the proposed 284 [locations]. Because Bexar County Commissioners Court has not ordered any precinct combinations for the Nov. 2020 general election, the legally required number of locations is 367. Even if the Commissioners Court had ordered precincts combined, a significant enough number of precincts cannot be combined because they are not drawn to give effect to a redistricting plan and because their combination would have a legally significant impact on discouraging VRA-protected groups such that the County would have to operate 302 or more Election Day vote centers. *Id.* at ¶ 14.

- Bexar County has not analyzed what impact the proposed combinations would have on VRA-protected groups, nor can it because Commissioners Court has not ordered specific precincts to be combined. This failure additionally demonstrates that Bexar County has not done the analysis to determine whether it is theoretically possible to legally combine all of the proposed precincts combinations. The evidence shows that combining polling locations demonstrably increases burdens on voters of color and Spanish-language voters, in particular on those voters who live in precincts with fewer than 750 registered voters. Specifically, the additional closure of polling locations in 2020 will negatively impact African American and Hispanic voters in those precincts as well as all Bexar County voters. Therefore, these precincts are not combinable under the Texas Election Code and cannot be used to calculate the baseline for the minimum number of polling locations under the Countywide Polling Place Program. *Id.* at ¶ 12-13
- Numerous under-750 voter precincts are not combinable because they do not currently

exist as a result of a redistricting plan. *Id.* at ¶ 7.

46. The County has followed the exact same deficient procedures for adopting polling places in 2022 as it did in 2020, flying in the face of the plain language of the Texas Election Code and legal precedent.

47. Further, as shown below, based on its own publicly available government data, Bexar County operated too few polling locations on Election Day during general elections between the years 2012 and 2018. Bexar County did not enter the countywide polling place program until 2019, meaning that in general elections prior to 2019 it had to operate a polling place for every election precinct with only the exception of combining certain precincts with a population of registered voters under 750. Even setting aside considerations of how combining precincts might impact VRA-protected groups, Bexar County still plainly failed to operate enough locations by significant margins.

48. Bexar County records indicate that in 2012 it had 661 election precincts.¹ Those same records indicate that only 216 precincts had fewer than 750 registered voters. This means that, notwithstanding any other consideration, Bexar County had to operate at least 445 Election Day polling locations (661 minus 216). Instead, Bexar County reported to the Federal Election Assistance Commission that it operated only 302 locations,² falling at least 143 locations short of the 445 locations (and potentially more if one were to account for the effects of combining precincts on VRA-protected groups).

¹Bexar County Elections Department, *November 6, 2012 Election Totals Report* (accessed Sep. 29, 2020) <https://www.bexar.org/DocumentCenter/View/7487/November-6-2012-Election-Totals-Report>.

² U.S. Election Assistance Commission, *2012 Election Administration & Voting Survey* (accessed Sep. 29, 2020) <https://www.eac.gov/research-and-data/2012-election-administration-voting-survey>.

49. Bexar County records indicate that in 2014 it had 712 election precincts.³ Those same records indicate only 255 precincts had fewer than 750 registered voters. This means Bexar County should have operated a minimum of 457 Election Day polling locations. Instead, Bexar County reported to the Federal Election Assistance Commission that it operated only 306 locations,⁴ falling at least 151 locations short of the 457 locations.

50. Bexar County records indicate that in 2016 it had 712 election precincts.⁵ Those same records indicate only 244 precincts had fewer than 750 registered voters. This means that Bexar County should have operated a minimum of 468 Election Day polling locations. Instead, Bexar County reported to the Federal Election Assistance Commission that it operated 303 Election Day locations,⁶ falling at least 165 locations short of the 468 locations.

51. Bexar County records indicate that in 2018 it had 726 election precincts.⁷ Those same records indicate only 228 precincts had fewer than 750 registered voters.⁸ This means that Bexar County should have operated 498 locations. Instead, Bexar County operated only 302 locations,⁹

³ Bexar County Elections Department, November 4, 2014 Election Totals Report (accessed Sep. 29, 2020) <https://www.bexar.org/DocumentCenter/View/7456/November-4-2014-Election-Totals-Report>.

⁴ U.S. Election Assistance Commission, *2014 Election Administration & Voting Survey* (accessed Sep. 29, 2020) <https://www.eac.gov/research-and-data/2014-election-administration-voting-survey>.

⁵ Bexar County Elections Department, *November 8, 2016 Election Totals Report* (accessed Sep. 29, 2020) <https://www.bexar.org/DocumentCenter/View/9441/November-8-2016-Election-Totals-Report>.

⁶ U.S. Election Assistance Commission, *2016 Election Administration & Voting Survey* (accessed Sep. 29, 2020) <https://www.eac.gov/research-and-data/2016-election-administration-voting-survey>.

⁷ Bexar County Elections Department, *November 6, 2018 Election Totals Report* (accessed Sep. 29, 2020) <https://www.bexar.org/DocumentCenter/View/19193/November-6-2018-Election-Totals>.

⁸ *Id.*

⁹ See Ex. B, Bexar County 2018 List of Election Day Locations (downloaded from Bexar County Elections Website on Oct. 24, 2018).

falling at least 196 locations short of the 498 locations.

52. 2020 was the first election in which litigation was brought challenging Bexar County's methodology for establishing Election Day polling locations.

53. Further, in 2016, Bexar County was successfully sued by Southwest Voter Registration Education Project, represented by the Mexican American Legal Defense and Education Fund, for imposing illegal and overly restrictive guidelines on identification requirements for voting in person despite federal court rulings overturning such requirements.¹⁰

54. In the March 3, 2020 primary, Bexar County violated TEC Section 41.031 by failing to open multiple locations on time and thus failing to operate all locations for the requisite 12 hours of voting.¹¹

55. In the July 14, 2020 primary runoff election, Bexar County violated Section 4.003 of the Election Code by failing to post an election notice on its website that "include[d] the location of each polling place" 21 days prior to Election Day. The notice that it did post merely directed the public to check back on July 12—a mere two days before the election. *See* Ex. C (Notice of July 14, 2020 primary runoff election). This Notice was both practically and legally deficient.

56. During the July 14, 2020 runoff election, Bexar County failed to operate 12 Election Day polling locations because it had not recruited enough backup poll workers to compensate for those who dropped out due to concerns over COVID-19 – despite having been warned of this possibility

¹⁰ Temporary Restraining Order, *Southwest Voter Registration Education Project v. Callanen*, No. 2016-CI-18915 (Oct. 28, 2016) https://www.maldef.org/wp-content/uploads/2018/08/Proposed_TRO_FINAL_Signed.pdf.

¹¹ Sanford Nowlin, *Despite Glitches at Some Polling Places, 42,000 Bexar Residents Have Cast Ballots So Far*, SACurrent.com (accessed Sep. 29, 2020) <https://www.sacurrent.com/the-daily/archives/2020/03/03/despite-glitches-at-some-polling-places-42000-bexar-residents-have-cast-ballots-so-far>.

ahead of time.¹² Bexar County announced 3 of these closures a mere 24 hours before the election,¹³ violating the requirement to provide notice of changes no later than 72 hours before Election Day. TEX. ELEC. CODE § 43.061(b). Further, because Bexar County never posted proper notice of the locations in the first place, it was also not able to comply with the requirements for posting notice of changes for the other nine originally planned locations.

C. Defendants' Adoption of Countywide Polling Place Program in 2019

57. In 2019, prior to the November Constitutional Amendments Election, Bexar County decided to enroll in the CWPPP.

58. Public commentary during the transition to the CWPPP expressed major concerns about the Election Department's proposal to close polling locations as part of the move to countywide polling. *See, e.g.*, Ex. G (County Commissioner Justin Rodriguez, *Press Release* (Jul. 25, 2018)).

59. As a result of this input, the County Commissioners expressed support for moving to a countywide model only if the number of polling locations would be maintained. *See id.*

60. The Bexar County Commissioners Court held a legally required public hearing on August 6, 2019 in order to enter CWPPP.

61. The agenda item for authorizing the program was coupled with an item to procure additional voting equipment to maintain the number of Election Day locations.

62. A diverse and bipartisan group of individuals testified at the hearing expressing overall support of the program but only if the County committed to not shuttering polling locations. Testimony and written statements to this effect were provided by a diverse array of organizations,

¹² *See Testimony of Joaquin Gonzalez* at Agenda Item 39, minute 7:30 (Jun. 16, 2020), available at <https://bexarcountrytx.swagit.com/play/06162020-596>.

¹³ Jakob Rodriguez, *Three Bexar County Voting Centers Close Prior to July 14 Primary Runoff Election*, KSAT.COM (Jul. 13, 2020) <https://www.ksat.com/news/local/2020/07/14/three-bexar-county-voting-centers-close-prior-to-july-14-primary-runoff-election>.

including the Mexican American Legal Defense and Education Fund, the League of Women Voters of San Antonio, Texas Organizing Project, San Antonio NAACP, MOVE Texas, and the Bexar County Republican Party.¹⁴

63. As a result of this overwhelming demand to maintain the number of polling locations, Commissioners Court appropriated money for purchasing additional voting equipment.

64. This transition to the CWPPP was the last time the County actively solicited input from persons or organizations representing minority voters in adopting a methodology for choosing countywide polling locations, and the input was unequivocal: do not close polling places.

D. Effect of Proposed Polling Place on Groups Protected by the Voting Rights Act

65. Even if the County wanted to combine election precincts to reduce the baseline calculation for the minimum number of vote centers necessary, it could not combine every single sub-750 voter precinct, because doing so would discourage the participation of groups protected by the Voting Rights Act, in violation of Texas Election Code Section 42.0051(d)(3).

66. Studies indicate that voter turnout is negatively impacted by increasing the time and distance it takes to get to a polling place. See The Voting Rights Lab, *Polling Place Consolidation: Negative Impacts on Turnout and Equity* (Jul. 2020) (“Changing polling locations can lower turnout due to both transportation costs—distance, time, and the cost of finding and using transportation to polling places, and search costs—the cost of learning about and finding new polling locations.”) (citing Jennifer Wolak, *Feelings of Political Efficacy in the Fifty States*, *Political Behavior* 40, no. 3 (2018): 763-784); Ex. H. (Expert Report of Dr. Ricardo Ramirez, PhD in *TOP v. Callanen*, 2020CI19387 (45th Dist. Bexar Co. 2020)).

¹⁴ *Testimony in Front of Bexar County Commissioners Court* at Agenda Item 2, minutes 13:45-36:20 (Aug. 6, 2019) available at <https://bexarcourt.tx.swagit.com/play/08062019-2102>.

67. After expert testimony during the 2020 court proceedings regarding the number of Bexar County election day polling places, *see* Ex. I at 28:15-55:20(Transcript of October 12, 2020 Hearing on Application for a Temporary Injunction), a Bexar County District Court found:

- Defendants [Bexar County officials] would also not be able to combine all of the proposed precincts because doing so would discourage participation by groups covered by the Voting Rights Act.
- Voter turnout is negatively impacted by increasing the time and distance it takes to get to a polling place, as well as voter confusion when locations are closed. Evidence shows that an increase of .25 miles to a polling location can lead to a decrease in turnout of up to 5%.
- Voters of color are especially sensitive to and impacted by increased distances.
- Combining all of the precincts with fewer than 750 registered voters into other precincts would affect voters in those precincts by significantly increasing those distances.
- The evidence shows that combining polling locations demonstrably increases burdens on voters of color and Spanish-language voters, in particular on those voters who live in precincts with fewer than 750 registered voters. Specifically, the additional closure of polling locations in 2020 will negatively impact African American and Hispanic voters in those precincts as well as all Bexar County voters. Therefore, these precincts are not combinable under the Texas Election Code and cannot be used to calculate the baseline for the minimum number of polling locations under the Countywide Polling Place Program.

68. Two studies from North Carolina estimated that polling place changes reduced turnout between 0.7 and 2 percentage points. Jesse Yoder, *How Polling Place Changes Reduce Turnout: Evidence from Administrative Data in North Carolina.*” Working Paper, accessed on July 9, 2020, available at <https://www.dropbox.com/s/pk219n6bam4584d/pollingplaces.pdf?dl=1>; Joshua D.Clinton *et al.*, *Polling Place Changes and Political Participation: Evidence from North Carolina Presidential Elections, 2008-2016* (2019).

69. Studies indicate that, in particular, voters of color are sensitive to increased distances. This is unsurprising, as these populations in Texas continue to experience negative disparities across a wide range of socio-economic measures. *See, e.g., Veasey v. Abbott*, 830 F.3d 216, 261 (5th Cir.

2016) (“the record contains evidence that minority voters generally turn out in lower numbers than non-minority voters and that State-sponsored discrimination created socioeconomic disparities, which hinder minority voters’ general participation in the political process.”).

70. A 2014 Florida study estimated that closures on Election Day reduced turnout among African American and Latinx voters by 3 and 7 percentage points respectively. Brian Amos, Daniel A. Smith, & Casey Ste. Claire, *Reprecincting and Voting Behavior*, 1 Political Behavior 39 133–56 (Mar. 2017).

71. A 2011 analysis of Los Angeles County’s reduction of polling places found that for each tenth of a mile added in distance to vote, turnout declined by 0.5 percentage points. Henry E Brady & John E. McNulty, *Turning Out to Vote: The Costs of Finding and Getting to the Polling Place*, 1 The American Political Science Review 105, 115–34 (2011).

72. A 2020 study found that during the 2012 Presidential general election, each additional quarter mile to the polls reduced turnout rates by approximately 2 to 5 percentage points. Enrico Cantoni, *A precinct too far: Turnout and voting costs*, 12(1) American Economic Journal: Applied Economics 61 (2020).

73. There is also reason to believe that Bexar County’s historic violation of the election code as detailed in Paragraphs 31-35 *supra* has discouraged tens of thousands of voters over recent elections: Between 2014 and 2018, Dallas and Harris Counties operated hundreds of more Election Day locations than Bexar. Each offered roughly twice as many locations per registered voter and per square mile as Bexar County. Comparison of Election Day turnout in the 2014, 2016, and 2018 general elections reveals that, on average, 3.87% more of Dallas County’s registered voters turned out on Election Days than Bexar County’s. Comparison of Election Day turnout in the 2014, 2016, and 2018 general elections reveals that, on average, 3.43% more of Harris County’s registered

voters turned out on Election Days than Bexar County's. 3% of Bexar County's registered voters would equate to 34,385 additional election-day votes.

74. Bexar County's plans to reduce polling locations is premised on its ability to combine each and every precinct that contains fewer than 750 registered voters. The County has not analyzed at all what impact these combinations would have on VRA-protected groups. It therefore has not established that it would in fact theoretically be able to combine all of these precincts.

75. An analysis of data from the 2018 general election demonstrates that combining polling locations demonstrably increased the burden on voters of color and Spanish-language voters, in particular on those voters who live in precincts with fewer than 750 registered voters. Ex. J (2018 Bexar County Distances to Polling Place Analysis). Analysis indicates that African American voters in precincts with fewer than 750 registered voters had to travel 25.54% further to get to a polling location than the average voter in the county. *Id.* The same analysis indicates that Hispanic voters in precincts with fewer than 750 registered voters had to travel 26.12% further to get to a polling location than the average voter in the county. *Id.*

76. Analysis of voter data from 2020 also demonstrated that the proposed reduction of polling locations from 302 down to 285 that year would have resulted in a .614 mile increase in distance from a polling location for voters in precincts with fewer than 750 registered voters. Ex. K at 2 (Expert Report of Dr. Eliza O'Reily, PhD and Gillian Grindstaff in *TOP v. Callanen*, 2020CI19387 (45th Dist. Bexar Co. 2020)).

77. TOP's membership is majority persons of color, and they are harmed by increased travel distances to the polls and longer lines at the polls due to consolidated locations. TOP members help individuals who lack transportation get to the polls in order to vote. These efforts are made more difficult when polling places are closed or are made more distant from the voters. Closure of

historic polling places also increases information costs for voters and TOP members seeking to vote on Election Day.

78. Taken altogether, the data indicates that combining precincts with majority minority populations will discourage those groups' participation in the general election, in contravention of the Texas Election Code, and thus that Bexar Commissioners Court could not combine every election precinct with under 750 voters even if it wanted to.

VI. CAUSES OF ACTION

A. Defendants' Actions Violate Section 43.007(f) of the Texas Election Code Because No Election Precincts Have Been Combined, Therefore the County Must Operate 388 Countywide Polling Places ("50 Percent of the Number of Precinct Polling Places that Would Otherwise Be Located in the County for that Election").

79. The plain language of the TEC makes it clear that only the Commissioners Court can combine precincts, and that it must actually combine those precincts for each individual election. TEX. ELEC. CODE § 42.0051; *see also TOP Order* at ¶ 6 ("The Bexar County Commissioners Court has not ordered that any precincts containing fewer than 750 registered voters be combined with other precincts for the November 2020 election. For precincts to be combined, the Commissioners Court must order them to be so."); *Honts v. Shaw*, 975 S.W.2d 816, 821 (Tex. App. 1998) ("[The] administrator simply joined certain polling places due to the fact that he could not find a polling place or election workers for those precincts; the joining of the nineteen polling places therefore did not constitute combining of precincts under section 42.0051 of the Election Code.").

80. The Bexar County Commissioners Court has not ordered the combination of precincts for the 2022 General Election. Insofar as it approved a list of Election Day locations proposed by EA Callanen, this list did not constitute a lawful combination of any precincts. First, the Commissioners Court explicitly premised approving the list on the grounds that 43 additional

locations would be added, demonstrating that it was not its intent to combine all precincts with under 750 voters. *Supra* ¶ 36. Further the list EA Callanen provided would not represent legal combination choices because, *inter alia*, it would combine precincts that have more than 750 voters together with each other and create combined precincts with more than 5,000 registered voters in contravention of TEC 42.0051(c). *Supra* ¶ 42. EA Callanen has further stated that she does not believe that it is necessary for the Commissioners Court to formally combine precincts. *Supra* ¶ 33.

81. Even if the County Commissioners had desired to combine precincts, they could not combine every sub-750 voter precinct. Following a redistricting cycle, some precincts boundaries must be changed in order for there to be no precinct that contains territory from more than one: congressional district; state senatorial district; state representative district; state board of education district; county commissioner precinct; justice of the peace precinct. TEX. ELEC. CODE § 42.005. Only precincts that were changed to give effect to a redistricting plan are combinable. TEX. ELEC. CODE § 42.0051(a); *see also TOP Order* at ¶ 7 (“Numerous under-750 voter precincts are not combinable because they do not currently exist as a result of a redistricting plan. . . . Only precincts that are redrawn to give effect to a redistricting plan are combinable under the law.”); *Honts*, 975 S.W.2d at 821 (“Nor were the precincts ‘combined’ as a result of a redistricting plan.”).

82. Numerous Bexar precincts that contain more than 750 registered voters exist for some reason other than to give effect to a redistricting plan. This is true because they can be drawn together with a neighboring precinct in a way that does not contain territory from more than one electoral jurisdiction, and because they existed in their current shape prior to the most recent redistricting. However, the Commissioners Court has chosen not to draw these precincts together. This means that the precinct lines exist for some reason other than to give effect to a redistricting

plan. The plain language of Election Code Section 42.0051 makes clear that only when changes in a precinct boundary are made to give effect to a redistricting plan can that precinct be combined for the purposes of an election. Since a number of precincts exist for some reason other than to give effect to a redistricting plan, it is a violation of the Election Code to calculate the baseline for the number of CWPPP vote centers on a theoretical ability to combine every precinct.

83. Further, combining every possible sub-750 voter precinct would discourage racial, ethnic and language group minorities from participating in the election on Election Day. This would contravene the plain language of Election Code Section 42.0051, which states that an election precinct cannot be combined if it “results in discouraging participation by a group covered by the Voting Rights Act in any political or electoral process or procedure because of the location of a polling place or other factors.”

84. EA Callanen’s proposed 267 election-day locations is premised on a faulty methodology. Bexar County has 776 election precincts. Because none of them have been combined, the plain language of Texas Election Code Section 43.007(f) requires the County to operate 50 percent of that number of vote centers on Election Day, which equates to 388 centers.

B. Defendants’ Actions Violate Section 43.007(h) because they did not solicit input from organizations or persons representing minority voters in adopting a methodology for choosing Election Day polling locations.

85. Texas Election Code Section 43.007(h) requires that “[i]n adopting a methodology under Subsection (f) or creating the plan under Subsection (g), the county shall solicit input from organizations or persons located within the county who represent minority voters.”

86. In adopting its methodology for choosing polling places, Defendants made no attempt to solicit input from organizations or persons who represent minority voters.

87. The regular Commissioners Court meeting at which Defendants voted on Election Day locations did not constitute solicitation of input under 43.007(h). The notice for the meeting did not indicate that Election Day locations would be discussed, nor was a list of proposed locations included. Ex. C (Agenda for September 6, 2022 Bexar County Commissioners Court). Indeed, the Commissioners themselves did not receive a proposed list until 8 a.m. the morning of the meeting. *Supra* ¶ 29. No other county outreach was done to persons or organizations representing minority voters in order to solicit their participation in the September 6 meeting, nor were any such persons or organizations informed of the content of the meeting.

VIII. APPLICATION FOR TEMPORARY INJUNCTION

Plaintiff re-alleges and incorporates by reference the allegations contained in all of the preceding paragraphs and for the reasons discussed below is entitled to injunctive relief both under TEC section 273.081 and at common law, as it was in 2020 when a Bexar County District Court ordered similar injunctive relief.

A. Plaintiff Is Entitled to Injunctive Relief Because It Has Shown a Violation of a Statute That Authorizes Injunctive Relief.

Plaintiff seeks relief pursuant to TEC section 273.081 because they are “being harmed or [are] in danger of being harmed by a violation or threatened violation of [the Election Code].” TEX. ELEC. CODE § 273.081; *see supra* ¶¶ 2, 77. The same provision authorizes “appropriate injunctive relief to prevent [those] violation[s] of the Election Code] from continuing or occurring.” *Id.* As numerous courts addressing section 237.081 have held, this “express language supersedes the common law injunctive relief elements such as imminent harm or irreparable injury and lack of an adequate remedy at law.” *E.g., Cook v. Tom Brown Ministries*, 385 S.W.3d 592, 599 (Tex. App.—El Paso 2012, pet. denied); *Hughs v. Dikeman*, --- S.W.3d ---, 2020 WL 5361658, at *13 (Tex. App.—Houston [14th Dist.] Sept. 8, 2020, no pet. h.) (applicant for injunctive relief pursuant

to Election Code § 273.081 “need not prove these common law elements.”). TOP is therefore entitled to injunctive relief because it has “shown a violation of a statute that authorizes injunctive relief.” *Id.* (quoting *8100 N. Freeway Ltd. v. City of Houston*, 329 S.W.3d 858, 861 (Tex. App.—Houston [14th Dist.] 2010, no pet.)).

B. Plaintiff is Additionally Entitled to Injunctive Relief at Common Law.

Even in the absence of an express statutory authorization, TOP would be entitled to injunctive relief. At common law, “a temporary injunction should only issue if the applicant establishes (1) a cause of action against the defendant; (2) a probable right to the relief sought; and (3) a probable, imminent, and irreparable injury in the interim if the injunction is not granted.” *Camp Mystic, Inc. v. Eastland*, 399 S.W.3d 266, 273 (Tex. App.—San Antonio 2012, no pet.) (citing *Butnaru v. Ford Motor Co.*, 84 S.W.3d 198, 204 (Tex. 2002)). Further, “[b]ecause an injunction is an equitable remedy” the court should “weigh[] the respective conveniences and hardships of the parties and balance[] the equities,” which “involves weighing the public interest against the injury to the parties from the grant or denial of injunctive relief.” *Int’l Paper Co. v. Harris Cty.*, 445 S.W.3d 379, 395 (Tex. App.—Houston [1st Dist.] 2013, no pet.).

TOP satisfies each of the three elements for temporary injunctive relief at common law and a balancing of the equities weighs in favor of that relief.

i. TOP has established their causes of action.

TOP has established its causes of action under TEC section 273.081 for all the reasons set out earlier in this petition. *Andrade v. NAACP of Austin*, 345 S.W.3d 1, 17 (Tex. 2011) (Election Code § 237.081 sets out a private cause of action); *Walling v. Metcalfe*, 863 S.W.2d 56, 57 (Tex. 1993) (element satisfied where applicant had pled a cause of action).

ii. TOP has established a probable right to the relief sought.

“Probable right to relief” is a term of art in the injunction context.” *Regal Entm’t Group v. iPic-Gold Class Entm’t, LLC*, 507 S.W.3d 337, 345–46 (Tex. App.—Houston [1st Dist.] 2016, no pet.) (citations omitted). An applicant satisfies this element when they “plead a cause of action and present some evidence that tends to sustain it, meaning that the evidence must be sufficient to raise a bona fide issue as to [their] right to ultimate relief.” *Id.* (cleaned up); see *DeSantis v. Wackenhut Corp.*, 793 S.W.2d 670, 686 (Tex. 1990) (an applicant “need not establish the correctness of his claim to obtain temporary relief, but must show only a likelihood of success on the merits.”).

TOP has provided evidence sufficient to demonstrate a probable right to relief as to their polling closure claims, all of which are predicated on EA Callanen’s intended violation of straightforward and unambiguous TEC provisions.

First, TOP already won a nearly identical court proceeding in 2020. The pertinent legal framework remains the same, and the only pertinent fact to have changed is that Bexar County now has 776 election precincts instead of the 765 it had in 2020, thus meaning that the law requires even more polling locations.

Second, TOP has provided evidence that Bexar County has premised its list of locations on a misunderstanding of the applicable laws. The County has reduced the number of locations despite the fact that only the Bexar County Commissioners Court has the authority to combine precincts and it has not done so, despite evidence that combining every possible precinct would discourages participation by groups protected by the Texas Election Code, and despite the fact that not every precinct is eligible for combination because not every precinct was created to give effect to a redistricting plan. These violations are consistent with Bexar County’s failure to operate the legally required number of Election Day polling locations over numerous election cycles, which has already burdened countless past voters. Because this evidence “tends to sustain” TOP’s polling

closure claims, which are based on objectively ascertainable criteria and unambiguous provisions of the TEC, TOP has established a probable right to relief on those claims.

iii. Plaintiff has established a probable, imminent, and irreparable injury in the interim if an injunction is not granted.

Bexar County has made its intent to violate the TEC clear. Its approval of a legally insufficient number of polling places and failure to subsequently add locations or confirm that it will add locations will injure TOP by burdening its members' constitutional and statutory rights, and by frustrating the organization's mission to get out the vote. These injuries are both imminent and probable absent remedial relief because the November 2022 election is fast approaching and because Bexar County has made it clear it will not comply with the TEC of its own volition.

These injuries are also irreparable. "An injury is irreparable if the injured party cannot be adequately compensated in damages or if the damages cannot be measured by any certain pecuniary standard." *Butnaru*, 84 S.W.3d at 204. Only injunctive and declaratory relief are available to Plaintiff TOP at law, therefore, their injuries are necessarily non-compensable.

Infringements on constitutional rights, such as the right to vote and the right to associate, are quintessentially non-compensable. *See, e.g., Opulent Life Church v. City of Holly Springs*, 697 F.3d 279, 295 (5th Cir. 2012) ("When an alleged deprivation of a constitutional right is involved, most courts hold that no further showing of irreparable injury is necessary."). This is true even if the burden makes it harder to vote but does not ultimately cause disenfranchisement. *Obama for Am. v. Husted*, 697 F.3d 423, 436 (6th Cir. 2012) (issuing preliminary injunction against reduction in early voting days for certain voters); *see also League of Women Voters of N. Carolina v. North Carolina*, 769 F.3d 224, 247 (4th Cir. 2014) ("Courts routinely deem restrictions on fundamental voting rights irreparable injury" and upholding preliminary injunction of several state law practices); *Williams v. Salerno*, 792 F.2d 323, 326 (2d Cir. 1986) (issuing preliminary injunction

against rejecting student voter registration forms, even though most could presumably register at their parents' home address).

Members of Plaintiff TOP will never be able to be compensated for the additional burden they bear from having to travel further to vote on Election Day, or the additional time that they must spend persuading voters to vote at more distant locations, helping them travel to more distant locations, and remedying the confusion caused by shuttered neighborhood polling locations.

Similarly, TOP's injuries are irreparable. TOP is a non-profit entity with voter education and engagement efforts that specifically include educating voters about where they can vote, encouraging them to do so, and providing transportation to voters as necessary. There is no way to compensate TOP for the frustration of their mission posed by the additional time they must spend working to encourage voters who have lost their familiar polling places, to shoulder the extra effort to vote, or the time and expense it takes transporting voters to more distant locations. *Cf. SBI Investments, LLC v. Quantum Materials Corp.*, 2018 WL 1191854, at *6 (Tex. App.—Austin Mar. 8, 2018) (quoting *Occidental Chem. Corp. v. ETC NGL Transp., LLC*, 425 S.W.3d 354, 364 (Tex. App.—Houston [1st Dist.] 2011, pet. dism'd) (“Texas courts have recognized that ‘business disruptions’ may result in irreparable harm for which a temporary injunction is appropriate.”); *see also League of Women Voters of United States v. Newby*, 838 F.3d 1, 9 (D.C. Cir. 2016) (where challenged electoral practices “unquestionably” made it “more difficult” for plaintiff organizations “to accomplish their primary mission of registering voters” they had been injured “for purposes both of standing and irreparable harm”).

iv. A balancing of the equities favors Plaintiff.

As discussed above, TOP's imminent injuries are severe. Weighed against this are the negligible costs to Bexar County should injunctive relief be granted. Bexar County Commissioners

Court has explicitly asked the Elections Administrator to operate 302 locations and expressed its commitment to providing whatever resources are necessary for the EA to comply with the law. *Supra* ¶¶ 30, 36. In 2020, the Court ordered the County to add locations on October 14 for a November 3 election, and the County successfully did so without any problem. In this instance, the County will have additional time, as Election Day is not until November 8. And, as in 2020, numerous school districts have stated that they will be treating Election Day as a holiday to allow for the use of their facilities as polling places.

Additionally, it cannot be overstated that these costs *are required by Texas law*, and that any complication at this juncture is due to the County's knowingly not complying with a law which it was ordered to comply with two years ago. Injunctive relief, even if it imposes such minor costs, is therefore in the public interest because "[i]t is beyond dispute that [an] injunction serves the public interest [when] it forces the correct and constitutional application of Texas's duly-enacted election laws." *Texas Democratic Party v. Benkiser*, 459 F.3d 582, 595 (5th Cir. 2006). Moreover, it is universally agreed that the public has a "strong interest in exercising the fundamental political right to vote." *Purcell v. Gonzalez*, 549 U.S. 1, 4 (2006). Thus, "by definition, the public interest favors permitting as many qualified voters to vote as possible." *League of Women Voters of N. Carolina v. North Carolina*, 769 F.3d 224, 247–48 (4th Cir. 2014) (cleaned up); *accord Jones v. Governor of Florida*, 950 F.3d 795, 831 (11th Cir. 2020); *League of Women Voters of United States v. Newby*, 838 F.3d 1, 12 (D.C. Cir. 2016); *Obama for Am. v. Husted*, 697 F.3d 423, 437 (6th Cir. 2012). For these reasons, permitting continued violations of the TEC that also burden the right to vote is sharply contrary to the public interest.

C. Requested Relief

For all the foregoing reasons, Plaintiff requests that this Court grant their Application for a Temporary Injunction and order Defendants and their agents, servants, employees and all persons acting under, and in concert with, or for them to:

- Refrain from acting pursuant to any methodology for choosing polling places that includes less than 388 countywide polling places, including the methodology adopted on September 6, 2022.
- Adopt a methodology for choosing countywide polling places which complies with TEC Section 43.007(f) by providing for the operation of a minimum of 50 percent of the number of precinct polling places that would otherwise be located in the county for the 2022 November General Election, which equates to operating 388 Election Day polling locations on November 8, 2022 from 7 a.m. to 7 p.m.
- In adopting a methodology for choosing its polling locations, hold at least one public meeting in which they solicit input from persons and organizations representing minority voters, in order to comply with Texas Election Code Section 43.007(h)
- Certify to this Court by October 20, 2020 that they have found the additional locations and identify those locations to this Court.
- Certify to this Court beginning on October 20, 2020, and continuing on a weekly basis thereafter, how many poll workers have been trained and are available to work on Election Day.
- Certify by October 20, 2020 that they have sufficient voting equipment to operate the previously identified list of locations.

Plaintiff is ready, willing, and able to post an appropriate bond.

IV.
PRAYER

THEREFORE, Plaintiff respectfully prays for the following permanent relief in addition to the foregoing preliminary relief:

- Declaratory relief stating that the County's plans to operate 267 Election Day polling locations will violate Texas Election Code Section 43.007.
- Injunctive relief ordering Defendants to refrain from acting pursuant to a methodology for choosing election day polling locations that does not comply with the provisions of Texas Election Code Section 43.007.
- Injunctive relief enjoining the County's current plans to operate 267 Election Day polling locations.
- Injunctive relief ordering Defendants to adopt a methodology for choosing election-day polling locations for the November 8, 2022 General Election that complies with Texas Election Code Section 43.007, which, absent any formal and legally permissible combination of precincts by Commissioners Court, requires a minimum of 388 locations.

Dated: October 4, 2022.

Respectfully submitted,

By: /s/ Joaquin Gonzalez

Hani Mirza

Texas Bar No. 24083512
hani@texascivilrightsproject.org
Joaquin Gonzalez
Texas Bar No. 24109935
joaquin@texascivilrightsproject.org

TEXAS CIVIL RIGHTS PROJECT
1405 Montopolis Drive
Austin, Texas 78741
512-474-5073 (Telephone)
512-474-0726 (Facsimile)

ATTORNEYS FOR PLAINTIFF

RETRIEVED FROM DEMOCRACYDOCKET.COM

CERTIFICATE OF SERVICE

I hereby certify that on October 4, 2022, a true and correct copy of the foregoing *Petition and Application* was served upon all counsel of record via electronic filing, in accordance with TEX.R.CIV.P. 21(a).

/s/ Joaquin Gonzalez

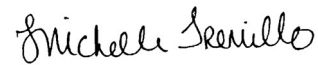
RETRIEVED FROM DEMOCRACYDOCKET.COM

DECLARATION OF MICHELLE TREMILLO
(Texas Civil Practice and Remedies Code, Section 132.001)

My name is Michelle Tremillo, my date of birth is 02/26/1975. I am the Co-Executive Director of Texas Organizing Project and my address is 700 S Zarzamora, Suite 212, San Antonio, TX 78207.

I declare under penalty of perjury that the facts stated in the foregoing Petition and Application for Temporary Injunction are true and correct.

Executed in Bexar County, State of Texas, on the 4th day of October, 2022.



Michelle Tremillo

RETRIEVED FROM DEMOCRACYDOCKET.COM

Exhibit A

RETRIEVED FROM DEMOCRACYDOCKET.COM

Precincts and Polling Places



Elections Division – Legal Section
December 2018



Types of Precincts in Counties

- Commissioners Precincts
- Justice of the Peace Precincts
- County Election Precincts
- Election Day Precincts



254 Counties, Many Variations

- The number of justice precincts, county election precincts and election day precincts will vary depending on the population of the county, district boundaries, and type of election.



Commissioners Precincts

- Each county must be divided into four commissioner precincts.
- Tex. Const. Art. 5, § 18



Justice Precincts

County Population	Minimum # of Precincts	Maximum # of Precincts
Less than 18,000	1	4
18,000 or more but less than 50,000	2	8
50,000 or more	4	8

- Majority of Texas counties have 4 JPs, next most common is counties with 1 JP
- Two Judges may be elected from one JP (certain populations)
 - Precinct 1, Place 1
 - Precinct 1, Place 2
- Constable Precincts and JPs share the same boundary lines.



What is an Election Precinct?

- County Election Precinct
 - Created by order of commissioners court and is the basic unit of voter registration.
- Election (Day) Precincts
 - The area served on election day by a single polling place. It could be a single county election precinct, combined county election precinct, or consolidated county election precinct (counties); or the precincts created by a local authority (May elections).



Lingo

- We sometimes hear counties refer to precincts as “boxes” and commissioners precincts as “precincts.”
 - We prefer that you specify “commissioner precinct,” “justice precinct,” “county election precinct (voter registration precinct),” or “election day precinct” to allow us to assist you properly.



Use of County Election Precincts

- County Election Precincts **MUST** be used for the following elections:
 1. General election for state and county officers;
 2. Special election ordered by the governor;
 3. Primary election;
 4. Countywide election ordered by county;
 5. Election held by political subdivision on uniform date.
 - Unless May uniform date and political subdivision meets certain EV locations/hours requirements found in 42.002(c).
 - No exception for November uniform election date



County Election Precincts

- **Territory Contained in a County Election Precincts (42.005)**
 - Each county election precinct (including a consolidated precinct) may **NOT** contain territory from more than one of each of the following territorial units:
 - Commissioners precinct;
 - Justice precinct;
 - Congressional district;
 - State representative district;
 - State senatorial district; or
 - State Board of Education District.



County Election Precincts

- **Population Requirements for County Election Precinct (42.006)**
 - A county election precinct must contain at least 100 but not more than 5000 voters.
 - EXCEPTIONS:
 - County with population under 100,000: minimum number of voters contained in county election precinct is 50.
 - County with a population under 50,000: may contain fewer than 50 registered voters if the commissioners court received a written petition signed by at least 25 registered voters of the county requesting continuation of the precinct.
 - Voters on the “S” list are excluded in determining totals.
- **NOTE:** When in conflict, Section 42.005 (officer/territory lines) prevails over Section 42.006 (population requirements).



County Election Precincts

- **Combining incorporated and unincorporated territory (42.007)**
 - A county election precinct may not contain territory inside a city with a population of 10,000 or more and territory from outside that city.
 - **EXCEPTIONS:** If the commissioners court determines that either of the two areas:
 - cannot constitute a separate election precinct of suitable size that contains the permissible number of voters; or
 - cannot be combined with other territory on the same side of the city boundary to form a precinct of suitable size with the permissible number of registered voters without causing another precinct to fail to meet those requirements.



Consolidating Precincts

- **CONSOLIDATION OF PRECINCTS**

- Consolidation of precincts occurs when two or more county election precincts are consolidated for a single election precinct and reported as such.
- The polling place in a consolidated precinct must be located in a place that can adequately serve the voters of the precinct.
- **Consolidation can only occur in specific elections:**
 - **Special Elections (42.008):**
 - Consolidation can occur in a special election that requires the use of county election precincts.
 - Occurs on recommendation of County Election Board.
 - **Primary Elections (42.009):**
 - Consolidation can occur on order of the County Executive Committee of political party.



Combining Precincts

- **COMBINING PRECINCTS (42.0051)**
 - When two or more county election precincts vote at the same polling place but the precincts are reported separately and separate paperwork is kept for each precinct.
 - Population Requirements for combining precincts
 - Restrictions



Election Day Precincts

- County Election Precincts may be combined or consolidated for certain county held elections.
 - This creates “election day precincts” meaning these precincts only exist for the election.

NOTE: When the Election Code refers to “election precinct” it generally means the election day precinct, i.e. the precincts established for an election.



	Combine (42.0051)	Consolidate (42.008/42.009)
Description	<p>If as a result of redistricting, a county election precinct is left with fewer than 500 voters, the county may combine it with another county election precinct.</p> <p>*If county over 250,000 or more, may combine if 500 or more but fewer than 750 voters.</p>	<p>If it is a special election ordered by the governor or a primary election, a county election precinct may be consolidated with another county election precinct.</p>
Purpose	Avoid additional expenditures in precinct with fewer voters.	Avoid additional expenditures in certain elections.
Limitation	May not combine in such a manner that violates Voting Rights Act.	May not consolidate in such a manner that does not provide polling places that adequately serve voters.
Duration	<p>Single election.</p> <p>*In March/April of odd year, commissioners court should review boundary lines.</p>	Single election.
Elections	General Election, Special Election, Primary Election	Special Election, Primary Election
Different Ballot Styles?	Yes.	No. NOTE: In special election, must have at least one consolidated precinct wholly located in each commissioner precinct.
Records	Records must be maintained and reported by county election precinct.	Records must be maintained and reported by consolidated precinct.

Polling Places

RETRIEVED FROM DEMOCRACYDOCKET.COM



Polling Places

- **GENERAL RULE**

- Each election precinct established for an election shall be served by a single polling place located within the boundary of the precinct. (43.001)

RETRIEVED FROM DEMOCRACYPOCKET.COM



Location of Polling Places

- General Election or Special Election using County Election Precincts (43.002)
 - Regular County Election Precincts: County Clerk recommends location of polling place; commissioner court shall adopt designation.
 - Consolidated Election Precincts: Commissioners court designates the location of the polling place.
 - County population of more than 175,000: the commissioners court may not designate a location as a polling place that would require a voter to travel more than 25 miles from the voter's residence to their precinct polling place.



Location of Polling Places

- Primary Election (43.003)
 - Regular Election Precinct: County chair of political party holding a primary designates location of polling place.
 - Consolidated Election Precinct: County executive committee designates the location.
- Joint Primary Election (172.126)
 - County Clerk/EA determines whether to consolidate and designates the location of the polling place in a consolidated precinct



Location of Polling Place

- **Elections of Other Political Subdivisions (43.004)**
 - Regular Election Precinct: Governing body of political subdivision designates the location of polling place.
 - November Uniform Election date: Local political subdivisions are required to use the county election precincts. They shall designate the regular county election precinct polling places that contain the territory of the political subdivision as their polling places.
- **Special Elections under Sec. 42.062 of Election Code**
 - Authority establishing election precincts under 42.062 designates the location of the polling place for each precinct.



Buildings as Polling Places

- Requirements (Sec. 43.031)
 - Must be located inside a building.
 - Must be a public building, if practicable.
 - May not be located at the residence of a person who is a candidate for elective office or related to the candidate.
 - Must be accessible.
 - The entity that owns the public building may refuse use if more than one entity asks permission for the building and simultaneous use by several entities is impracticable.
 - Primary Election: If the parties share polling places, the polling place must be sufficient to accommodate both elections.



Public Building as Polling Place

- If a public building is unavailable in a county election precinct, the county commissioners may purchase or construct a building in the precinct for that purpose. (Sec. 43.032)
- There is no charge (including a charge for personnel, utilities, or other expenses incurred before or after regular business hours) for the use of a public building if the day on which the election is held, the building is **normally open for business**. (Sec. 43.033)
- If the building is not normally open for business, a charge may be made only for reimbursement for the actual expenses resulting from the use of the building in the election.



Notice

- **Consolidated Precinct:**

- Not later than 21st day before election day: Must post notice of consolidation, which must include the location of each polling place on bulletin board used for meeting notices. (4.003(b), 172.1112)
- Not later than 10th day before election day: Must post notice at the polling place used in the preceding general election. Notice must have location of polling place for consolidated precinct and must be posted through election day. (4.003(b), 172.1112)



Notice

- Change in Polling Place in *Same* Election (Ordered by Governor or County Judge): If a polling place changes after notice of election, CC/EA must give notice not later than the earlier of;
 - 24 hours after location is changed; or
 - 72 hours before polls open on election day.
- **Notice Requirements**
 - Must be given to all candidates.
 - District Office (multi-county): Notice to County Chair
 - Independent Candidate (multi-county): County Judge
 - Must post notice on website. (43.061)



Notice

- Change in Polling Place from *Previous* Election
 - Post notice at entrance to previous polling place
 - Must state location of new polling place. (43.062)

RETRIEVED FROM DEMOCRACYDOCKET.COM



Redistricting

RETRIEVED FROM DEMOCRACYDOCKET.COM



Reviewing County Election Precincts

- Per Sec. 42.031, commissioners courts are required to review county election precinct boundaries in March or April of odd-numbered years to determine compliance with:
 - 42.005 (officer line rule)
 - 42.006 (population rule)
 - 42.007 (combining Incorporated/Unincorporated territory)



Reviewing Precincts (cont'd)

- May order changes by **May 1** of the odd numbered year in order to achieve compliance with state law. Changes will be effective on January 1 of even-year following odd numbered year. (42.031, 42.033)



Reviewing Precincts (cont'd)

- Commissioners court may only order changes during **March or April** unless the change is necessary to:
 - **Comply** with Sec. 42.005 (officer lines) or Sec. 42.032 (public buildings)
 - **Reduce** the number of registered voters so it is in compliance with Sec. 42.006, or
 - Include a **suitable building** for a polling place if no suitable building exists within the existing boundary lines.



Redistricting

- Changes resulting from legislative redistricting must be ordered by October 1 of the redistricting year.
- Elimination of Certain County Election Precincts (42.010)
 - After redistricting of certain territories, the commissioners court may take actions to eliminate precincts with no population or a “substantially small” population after redistricting.



Elimination of Certain Precincts

- **Substantially Small Population (Sec. 42.010)**
 - no more than 10 persons or not more than 6 registered voters according to the most recent federal census or list of registered voters at time of redistricting.
 - Commissioners court may eliminate less populous precincts after redistricting of:
 - commissioners precinct, or
 - justice precincts
 - Commissioners court may submit recommendations to the SOS after each legislative redistricting of:
 - a congressional district,
 - a state representative district,
 - a state senatorial district, or
 - a state board of education district



Effects of Boundary Changes on County Election Precincts

- **Effects of Boundary Changes on County Election Precincts**
 - **General Rule:** Changes in boundaries take effect on the first day of the **even-numbered year** following the voting year in which the change is ordered.
 - **Notice of Change Required**
 - Notice to Voter Registrar (42.034)
 - Notice to the Public (42.035)
 - Notice to Secretary of State (42.037)
 - Special Notice requirements for Counties with population over 1 million (42.036)



Election Day Precincts

- Notice to Voter Registrar (for local entities) (Sec. 42.0615):
 - Within 30 days of a political subdivision changing boundaries or district lines, AND
 - Must provide VR with copy of adopted boundary change in format that is compatible with mapping format used by VR.



Questions?

elections@sos.texas.gov



Exhibit B

RETRIEVED FROM DEMOCRACYDOCKET.COM

NO. 2020-CI-19387

TEXAS ORGANIZING PROJECT; MOVE § IN THE DISTRICT COURT
TEXAS CIVIC FUND; JENNIFER K. §
FALCON §
§
§
Plaintiffs §
v. §
§ OF BEXAR COUNTY, TEXAS
§
JACQUE CALLANEN, in her official §
capacity as the Bexar County Elections §
Administrator; JUDGE NELSON WOLFF, §
in his official capacity as Bexar County §
Judge; COMMISSIONER SERGIO §
RODRIGUEZ, in his official capacity as §
Bexar County Commissioner; §
COMMISSIONER JUSTIN RODRIGUEZ, §
in his official capacity as Bexar County § 45th JUDICIAL DISTRICT
Commissioner; COMMISSIONER KEVIN §
WOLFF, in his official capacity as Bexar §
County Commissioner; COMMISSIONER §
TOMMY CALVERT, in his official capacity §
as Bexar County Commissioner §
§
Defendants §

ORDER ON APPLICATION FOR TEMPORARY INJUNCTION

On October 12, 2020, came to be heard the Plaintiffs' Application for Temporary Injunction. The Court, having considered the application along with the supporting and opposing briefing and the applicable law cited therein, evidence presented, arguments of counsel, and the pleadings on file in this case, is of the opinion:

Defendants' Plea to the Jurisdiction should be, and hereby is, DENIED.

Plaintiffs' Application for a Temporary Injunction should be GRANTED. The Court further FINDS:

- 1) Defendants imminently stand to violate Texas Election Code Section 4.003 by failing to post a notice containing each polling place on the Bexar County Elections Department's website twenty-one days before Election Day.
- 2) Defendants imminently stand to violate Texas Election Code Section 43.007 by planning to operate 284 Election Day polling locations for the 2020 General Election.
- 3) Bexar County has 734 election precincts. Texas Election Code Section 43.007 requires that that a county using countywide polling must operate "50 percent of the number of precinct polling places that would otherwise be located in the county for that election." 50 percent of 734 is 367 locations.
- 4) Defendants base their ability to operate only 284 locations on a theoretical ability to combine all precincts with fewer than 750 registered voters together with other precincts under Texas Election Code Section 42.0051.
- 5) Texas Election Code Section 42.0051 only allows precincts with fewer than 750 registered voters to be combined if: (a) the Commissioners Court formally orders specific precincts to be combined; (b) the precincts being combined were drawn in order to "give to give effect to a redistricting plan;" (c) the combination of the precincts would not "result[] in discouraging participation by a group covered by the Voting Rights Act in any political or electoral process or procedure because of the location of a polling place or other factors."
- 6) The Bexar County Commissioners Court has not ordered that any precincts containing fewer than 750 registered voters be combined with other precincts for the November 2020 election. For precincts to be combined, the Commissioners Court must order them to be so. *See Honts v. Shaw*, 975 S.W.2d 816, 821 (Tex. App.—Austin 1998, no pet.) ("[The] administrator simply joined certain polling places due to the fact that he could not find a

polling place or election workers for those precincts; the joining of the nineteen polling places therefore did not constitute combining of precincts under section 42.0051 of the Election Code.”).

- 7) Numerous under-750 voter precincts are not combinable because they do not currently exist as a result of a redistricting plan. Pl. Supp. Appx. at 577-616 (Ex. M to App. for Temporary Injunction – precinct shapes and electoral districts). Only precincts that are redrawn to give effect to a redistricting plan are combinable under the law.
- 8) Defendants would also not be able to combine all of the proposed precincts because doing so would discourage participation by groups covered by the Voting Rights Act.
- 9) Voter turnout is negatively impacted by increasing the time and distance it takes to get to a polling place, as well as voter confusion when locations are closed. Evidence shows that an increase of .25 miles to a polling location can lead to a decrease in turnout of up to 5%.
- 10) Voters of color are especially sensitive to and impacted by increased distances.
- 11) Combining all of the precincts with fewer than 750 registered voters into other precincts would affect voters in those precincts by significantly increasing those distances. Pl. Supp. Appx. at 619 (Ex. N to Pl. App. for Temp. Inj. – analysis of distances to polling locations).
- 12) Bexar County has not analyzed what impact the proposed combinations would have on VRA-protected groups, nor can it because Commissioners Court has not ordered specific precincts to be combined. This failure additionally demonstrates that Bexar County has not done the analysis to determine whether it is theoretically possible to legally combine all of the proposed precincts combinations.
- 13) The evidence shows that combining polling locations demonstrably increases burdens on voters of color and Spanish-language voters, in particular on those voters who live in

precincts with fewer than 750 registered voters. Specifically, the additional closure of polling locations in 2020 will negatively impact African American and Hispanic voters in those precincts as well as all Bexar County voters. Therefore, these precincts are not combinable under the Texas Election Code and cannot be used to calculate the baseline for the minimum number of polling locations under the Countywide Polling Place Program.

14) Because Bexar County has predicated its ability to operate fewer than 367 polling locations on a theoretical, but unlawful, ability to combine certain precincts, it therefore does not have the ability to reduce the number of election day polling locations down to the proposed 284. Because Bexar County Commissioners Court has not ordered any precinct combinations for the Nov. 2020 general election, the legally required number of locations is 367. Even if the Commissioners Court had ordered precincts combined, a significant enough number of precincts cannot be combined because they are not drawn to give effect to a redistricting plan and because their combination would have a legally significant impact on discouraging VRA-protected groups such that the County would have to operate 302 or more Election Day vote centers.

15) Bexar County Elections has received \$1,740,599 in federal funds appropriated from the Help America Vote Act and \$4,400,000 in federal Coronavirus Relief Funds appropriated by the Bexar Commissioners Court to support the administration of elections during the global pandemic. Ex. H to Pl. Verified Pet.

16) Bexar County has appropriated \$4,278,082 in funding to the Elections Department for the fiscal year 2020-2021 from the county's general fund. Pl. Supp. Appx. at 91 (Ex. L, Attachment G to Pl. App. for Temp. Inj. – Bexar County 2020-2021 proposed budget).

- 17) Bexar County was awarded a \$1.9 million grant for election support from the Center for Tech and Civic Life. Pl. Verified Pet. at ¶ 56.
- 18) Prior to the filing of this lawsuit, the Bexar County Commissioners Court publicly expressed that they would support Defendant Callanen with whatever resources are necessary to expand access and successfully administer the 2020 General Election. Pl. Verified Pet. at ¶ 55.
- 19) Judson ISD, Northside ISD, and Northeast ISD have designated Election Day as a staff and student holiday in order to have their campuses available for use as polling locations. Pl. Supp. Appx. at 65-67 (Ex. L, Attachments D-F to Pl. App. for Temp. Inj. – school district calendars).
- 20) Defendant Callanen testified that 14 of the Election Day polling locations that were operated in 2018 but are not being operated in 2020 were at school campuses in Judson ISD, Northside ISD, and Northeast ISD. If these campuses were used as Election Day sites in 2020, there would only be 4 additional locations that Defendants need to identify.
- 21) Defendant did not provide evidence of a burden on the County to operate the same number of polling locations as it did in 2018.
- 22) During its Get Out The Vote (GOTV) efforts, Plaintiff MOVE has encountered individuals who have expressed that they are unlikely to go vote because they cannot make it to a polling place due to lack of transportation.
- 23) Plaintiff MOVE works primarily with populations that are majority persons of color.
- 24) Plaintiff TOP's membership is majority persons of color. These voters are harmed by increased travel distances to the polls and longer lines at the polls due to consolidated or removed locations.

- 25) Plaintiff TOP's members additionally help individuals who lack transportation get to the polls in order to vote. These efforts are made more difficult when polling places are closed or are made more distant from the voters.
- 26) Closure of historic polling places increases information costs for voters, including TOP members seeking to vote on Election Day. Not providing proper notice of polling locations also increases those voter information costs and harms Plaintiff organizations in their ability to execute their GOTV activities and plan for Election Day.
- 27) The injury to the Plaintiffs as a result of Defendants' violations of the Election Code outweighs the burden, if any, to Defendants.
- 28) The public interest lies in increased voter participation and following the plain language of the Texas Election Code with regards to the provisions at issue in this case.

The Court therefore ORDERS:

- 29) Defendants to operate a minimum of 302 Election Day polling locations on November 3, 2020 from 7 a.m. to 7 p.m.
- 30) Defendants to post a Notice of the Election that includes a complete list of Election Day polling locations to the Bexar County Election Department's website no later than October 13, 2020.
- 31) Defendants to update the online list of Election Day polling locations with additional sites within 24 hours of securing those sites.
- 32) Defendants to identify by October 22, 2020 the additional locations required to operate 302 Election Day polling locations and provide those specific locations to Plaintiffs and update the online notice with any new locations within 24 hours therefrom.

It is further ORDERED that for this Temporary Injunction Order to be effective under the

law, cash bond in the amount of \$ 500.00 shall be required of Plaintiffs and filed with the District Clerk of Bexar County, Texas. The Clerk of Court shall forthwith issue a writ of Temporary Injunction in conformity with the law and terms of this Order. Once effective, this Order shall remain in full force and effect until final judgment in the trial on this matter.

The Court ORDERS a final trial on this matter to begin on 10/23/20 at 9:00 a.m./p.m. ~~X~~.

SIGNED October 13, 2020

Karen Pozza
Judge Presiding

RETRIEVED FROM DEMOCRACYDOCKET.COM

Exhibit C

RETRIEVED FROM DEMOCRACYDOCKET.COM



UG-98-2022-28578

BEXAR COUNTY, TEXAS COMMISSIONERS COURT

NOTICE OF PUBLIC MEETING

The Bexar County Commissioners Court will meet on **Tuesday, September 6, 2022 at 9:00 a.m. in the Double-Height Courtroom** on the Second Floor of the Bexar County Courthouse, 100 Dolorosa, Suite 2.01, San Antonio, Texas 78205.

NOTE: The Commissioners Court may recess at 12:00 p.m. and may reconvene at 1:30 p.m.

**NELSON W. WOLFF
COUNTY JUDGE**

**REBECA CLAY-FLORES
COMMISSIONER, PRECINCT 1**

**MARIALYN BARNARD
COMMISSIONER, PRECINCT 3**

**JUSTIN RODRIGUEZ
COMMISSIONER, PRECINCT 2**

**TOMMY CALVERT
COMMISSIONER, PRECINCT 4**

**LUCY ADAME-CLARK
CLERK OF THE COURT**

Questions regarding this agenda should be directed to the Bexar County Commissioners Court Support & Special Projects Administrator at (210) 335-0326. The agenda is available on the County's website (<http://www.bexar.org>). Click on "Government/Commissioners Court."

BEXAR COUNTY COURTHOUSE ACCESSIBILITY STATEMENT

This meeting site is accessible. The Accessible Entrance to the Bexar County Courthouse is located at the west side of the Courthouse on S. Main Avenue between Dolorosa and E. Nueva Streets. To access the second floor, individuals must utilize the accessible ramp located at the west side of the County Courthouse and take the elevator to the second floor.

COMMISSIONERS COURT CEREMONIAL AGENDA

1. Opening Prayer: Pastor Gavin Rogers, Assoc. Pastor, Travis Park Church and Executive Director of Corazon San Antonio (Tommy Calvert)
2. Pledge of Allegiance: (Tommy Calvert)

COMMISSIONERS COURT REGULAR AGENDA

3. CEREMONIAL ITEM(S):

- a. Presentation of service pins recognizing employees for 25+ years of service:

Name	Years	Date Employed	Department
Ruben Segovia	30	7/27/1992	District Attorney's Office

(Presentation Time: 5 minutes)

(Court)

- b. Presentation of a proclamation on behalf of Commissioners Court recognizing September 18-24, 2022 as Forensic Science Week in Bexar County.
(Presentation Time: 10 minutes) (Nelson Wolff)
- c. Presentation of a proclamation on behalf of Bexar County Commissioners Court recognizing Monica Navarro's retirement after 40 years of service to the community as a trailblazing Spanish-language news anchor and reporter.
(Presentation Time: 5 minutes) (Justin Rodriguez)
- d. Presentation of a proclamation on behalf of Bexar County Commissioners Court recognizing the Hispanic Women's Network of Texas San Antonio Chapter.
(Presentation Time: 5 minutes) (Justin Rodriguez)
- e. Presentation of a Hidalgo on behalf of Commissioners Court posthumously honoring the life of and service of LTC Karen Wagner.
(Presentation Time: 10 minutes) (Tommy Calvert)

4. **TIME CERTAIN ITEM(S):**

- a. **9:30 a.m.** - Discussion and appropriate action regarding an Order authorizing the issuance of Bexar County Hospital District Certificates of Obligation in the aggregate principal amount not to exceed \$500,000,000; providing for the payment of the certificates of obligation by the levy of an ad valorem tax upon all taxable property within the district and further securing said certificates by a lien on and pledge of the surplus revenues of the district's hospital system; providing for the award of the sale thereof in accordance with specified parameters; authorizing the execution and delivery of a purchase agreement and paying agent/registrars agreement; authorizing and approving the preparation and distribution of an official statement; resolving other matters incident and related to the issuance, sale, payment and delivery of the certificates of obligation; and providing an effective date.

(Presentation Time: 15 minutes)

(George Hernández, Jr.)

- b. **9:35 a.m. – Public Hearing** to accept public comment on setting the 2022 tax rate for the Bexar County Hospital District d/b/a University Health.

- c. **Immediately after item 4b:** Discussion and appropriate action regarding a motion to set the 2022 ad valorem tax rate for the Bexar County Hospital District d/b/a University Health and approval of an order of Bexar County Commissioners Court setting the 2022 tax rate and levying the 2022 taxes for Bexar County Hospital District d/b/a University Health.

(Presentation Time: 15 minutes)

(George Hernández, Jr.)

- d. **10:00 a.m.** - To hold a public hearing and take appropriate action on an application by All of SA Foundation to hold the "10th Annual Barbacoa and Big Red Festival", on October 8th and 9th from 4:00 p.m. to 11:00 p.m. on the 8th and from 10:00 a.m. to 11:00 p.m. on the 9th, at R&J Music Pavilion, located at 18085 Pleasanton Road, San Antonio, TX 78221.

(Presentation Time: 10 minutes)

(Chris Lopez)

- e. **10:15 a.m.** - Presentation, discussion, and appropriate action regarding:

- i. **Public Hearing** - Resolution nominating Marathon Petroleum for an Enterprise Project designation within the Texas Enterprise Zone Program.

- ii. Approval of an Interlocal Agreement between the City of San Antonio, Texas, and the County of Bexar for nominating Marathon Petroleum as an Enterprise Project pursuant to nomination and application made by the County to the Office of the Governor.

(Presentation Time: 10 minutes)

(David Marquez)

5. Request of Commissioners Court to identify items from the Consent Agenda for additional discussion and to approve remaining Consent Agenda items.

6. Filing for record the following legal and administrative documents and directing the Criminal District Attorney's Office to take action, if necessary:

- a. Bexar County Auditor's Year End Monthly Financial Reports (Unaudited and Unadjusted) for May 31, 2022.

- b. Budgets for the District Attorney's Office for its LEOSE Funds, State Asset Forfeiture Funds, Federal Asset Forfeiture Funds, Check Section Funds, Comptroller Funds, and Gambling Funds for FY 2023.
- c. Document 14 - Affidavits, Document 18 - Plaintiff's Notice of Removal of Erroneous Party, and Document 22 - Plaintiff's Motion for Substituted Service of Process, Re: Kyle Strongin, et al v. Nelson Wolff, et al, Case No. 4:22-CV-0576-P-BJ.
- d. Bexar County Constable Precinct 1 FY 2022 – 2023 Budget for Law Enforcement Officers Special Education (LEOSE) Fund – 116, State Asset Forfeiture Fund - 314, and Federal Asset Forfeiture Fund – 315.
- e. Bexar County Sheriff's Office FY 2022 Budget for State Asset Forfeiture Fund – 312 (August 9, 2022).
- f. Letter from Jarrett Woodward Re: Notice of Suit Against County, Case No. Heather Lynn Couchman vs Jacquelyn Callanen, No. 2022CI14328.
- g. Notice of Hearing in Compliance with COVID-19 Court Operations Plan, Re: Heather Lynn Couchman, et al. vs Jacquelyn Callanen, et al., Cause No. 2022CI14328.
- h. First Amendment to Interlocal Grant Agreement for the Distribution of ERA 2 Funds for Rental Assistance, approved June 21, 2022.
- i. Document 14 - Affidavits, Document 39 – Declaration of Douglas Logan, Re: Kyle Strongin, et al v. Nelson Wolff, et al, Case No. 4:22-CV-0576-P-BJ.

7. Commissioners Court minutes for Tuesday, August 23, 2022.

8. Communications from citizens who signed the register to speak.

CONSENT AGENDA ITEMS:

All items under the Consent Agenda are heard and acted upon collectively unless opposition is presented, in which case the contested item will be considered, discussion, and appropriate action taken separately.

Items(s) Brought by County Auditor:

(Leo Caldera)

- 9. Approval of bills to include claims registers for Wednesday, August 24, 2022 and Friday, August 26, 2022; Wednesday, August 31, 2022 and Friday, September 2, 2022.
- 10. Request approval according to Section 31.11 for \$217,342.84 in refunds for payments received by the Tax Assessor-Collector's Office in the form of tax overpayments made on 32 tax account(s) to various taxing jurisdictions by individuals, businesses, corporations, etc. which have been reviewed by the Auditor's Office and found to be valid.

11. Approval of an Order authorizing fees for service of civil process, or attempted service of civil process, to be effective January 1, 2023.
12. Authorization to distribute upcoming payroll, including overtime, uniform allowances, and auto allowances to be paid on Thursday, September 15, 2022.
13. Authorization and approval for the County Auditor to pay routine bills from Monday, September 5, 2022 through Friday, September 9, 2022.
14. Acceptance of the certification by the County Auditor, pursuant to Local Government Code §111.07075, of additional revenue available for the Bexar County Sheriff's Federal Asset Forfeiture Fund 313 in the amount of \$844. The Commissioners Court is not hereby adopting a special budget.
15. Acceptance of the certification by the County Auditor, pursuant to Local Government Code §111.07075, of additional revenue available for the Bexar County Sheriff's State Asset Forfeiture Fund 312 in the amount of \$2,350. The Commissioners Court is not hereby adopting a special budget.

Item(s) Brought by Purchasing:

(Patricia Torres)

16. Ratification of five (5) purchase orders to Raba-Kistner Consultants, Inc. for the purchase of construction monitoring investigations in the combined amount of \$70,516.25, allowing for future purchase orders in FY22 for use by County Offices and Departments; and authorizing the Purchasing Agent to execute and file the appropriate award documents for record.
17. Ratification of three (3) purchase orders to FarrWest Environmental Supply, Inc. for the purchase of hazmat equipment maintenance, hazmat trace detectors and hazmat trailer equipment upgrades utilized by the County WMD/Hazmat Response Team, in the combined amount of \$79,616.07; granting a sole source discretionary exemption for items obtained from only one source, as requested by the Fire Marshal's Office; and authorizing the Purchasing Agent to execute and file the appropriate award documents for record.
18. Ratification of twenty (20) purchase orders to Beckwith Electronic Engineering, Co. (HABE, MBE, SBE) for electrical services and supplies in the combined amount of \$121,289 allowing for future purchase orders in FY22 for use by County Offices and Departments; and authorizing the Purchasing Agent to execute and file the appropriate award documents for record.
19. Awarding a delivery order to URETEK USA, Incorporated for the purchase of asphalt pavement stabilization rehabilitation services on Walzem Road, in Precinct 4, in the total amount of \$630,000 through BuyBoard Cooperative Contract #635-21, as requested by the Public Works Department; and authorizing the Purchasing Agent to execute and file the appropriate award documents for record.
20. Granting a discretionary exemption to the competitive bidding requirements set forth in the Texas County Purchasing Act for the purpose of awarding a purchase order to The Levy Company, Inc. to provide and install three (3) solar powered mast arm school zone flashers for Johnson High school, in the amount of \$90,600 as requested by the Public Works Department; and authorizing the Purchasing Agent to execute and file the appropriate award documents for record.

21. Granting a sole source discretionary exemption to the competitive bidding requirements set forth in the Texas County Purchasing Act for the purpose of awarding a purchase order to Precisely Software, Inc. for the purchase of annual software maintenance and subscription fees for MailStream Plus Software in the annual amount of \$76,867.18 as requested by the Information Technology Department; and authorizing the Purchasing Agent to execute and file the appropriate documents for record.
22. Authorizing the Purchasing Agent to reject all bids submitted in response to Event #927 for Jail Industries Fire Sprinkler Replacement as requested by the Facilities Management Department.

Item(s) Brought by Public Works:

(Renee Green)

23. Approval of submission of an electronic grant application to the Department of Transportation (DOT) for the solicitation entitled, FY 2022 Safe Streets and Roads for All (SS4A) for the Public Works Vision Zero Action Plan project includes a federal request of \$300,000 and a 25 percent in-kind match of \$100,000 for a total project cost of \$400,000; and acceptance of funds upon award. If awarded, the term of the grant is from October 1, 2022 through September 30, 2023. The grant deadline is September 15, 2022.
24. Approval of subdivision plat# CP202201 within the Extra Territorial Jurisdiction of the City of Helotes: Ranch Creek Apartments, owner: Sirizzotti Family Limited Partnership, Nearest Intersection: Bandera Road and Bridgepoint Place: 127.79' south, not within the Edwards Aquifer Recharge Zone. Precinct Number 3. Item was deferred from the August 23, 2022 agenda item# 33.
25. Approval of subdivision plat# 21-11800357 within the Extra Territorial Jurisdiction of the City of San Antonio: Kallison Ranch 215 Phase 1 Unit 13D, owner: PHSA-NW315, LLC, Nearest Intersection: Kallison Bend and Ranch Bend: 3,936' east, not within the Edwards Aquifer Recharge Zone. Precinct Number 2.
26. Order accepting the following streets and drains in the identified subdivisions for County maintenance to begin September 6, 2022:

SUBDIVISION

Westlakes Unit 02-A
Plat No. 180216
Precinct #1

STREET/DRAIN

Balmorhea 998.5 lf
Asphalt Width: 31'
Champion Creek 833.03 lf
Asphalt Width: 29'
Coffee Mill 39.67 lf
Asphalt Width: 28'
Toledo Bend 485.47 lf
Asphalt Width: 28'
Drain "A" 50.00 lf
Drain "C" 174.07 lf

Westlakes Unit 02-B
Plat No. 180217
Precinct #1

Coffee Mill 571.00 lf
Asphalt Width: 28'
Hubbard CRK 681.19 lf
Asphalt Width: 28'

SUBDIVISION

STREET/DRAIN

Westlakes Unit 04 & 05
Plat No. 190062
Precinct #1

Toledo Bend 852.34 lf
Asphalt Width: 28'

Champion Creek 643.31 lf
Asphalt Width: 28'
Coffee Mill 735.00 lf
Asphalt Width: 28'
Pinkston 589.00 lf
Asphalt Width: 30'
Toledo Bend 735.00 lf
Asphalt Width: 28'
Drain "B" 50.00 lf

Cielo Ranch 01
Plat No. 180064
Precinct #3

Azalea CRK 105.33 lf
Asphalt Width: 28'
Azalea CRK 967.74 lf
Asphalt Width: 39'
Cottonwood RDG 163.36 lf
Asphalt Width: 28'
Pecos RDG 239.35 lf
Asphalt Width: 40'
Ponderosa Pine 340.55 lf
Asphalt Width: 28'
Drain "A" 50.00 lf
Drain "C" 50.00 lf

27. Approval to establish Traffic Control devices as Stop Zones at specified locations in Precinct Numbers 1, 2 & 4.

STOP ZONES TO BE ESTABLISHED:

Precinct Number 1

Westlakes Unit 6 Plat #20-11800447

The Stop Sign shall be on Mexia Avenue at its intersection with Pinkston. (1 stop)
The Stop Sign shall be on Rayburn Landing at its intersection with Pinkston. (1 stop)
The Stop Sign shall be on Mexia Avenue at its intersection with Rayburn Landing. (1 stop)
The Stop Sign shall be on Granger Cove at its intersection with Tradinghouse Lane. (1 stop)
The Stop Sign shall be on Tradinghouse Lane at its intersection with Stillhouse Hollow. (1 stop)
The Stop Sign shall be on Rayburn Landing at its intersection with Granger Cove. (1 stop)
The Stop Signs shall be on Brady Creek Camp at its intersection with Tradinghouse Lane. (2 stops)
The Stop Sign shall be on Brady Creek Camp at its intersection with Playa Crossing. (1 stop)
The Stop Sign shall be on Playa Crossing at its intersection with Sweetwater. (1 stop)

Applewood Unit 4 & 5 Plat #20-11800616

The Stop Sign shall be on Sunhigh Dr at its intersection with Amber Heart. (1 stop)
The Stop Signs shall be on Fairtime Rd at its intersection with Amber Heart. (2 stops)

Precinct Number 2**Stillwater Ranch Unit 25 Plat #20-11800357**

The Stop Sign shall be on Silver Gate at its intersection with Juniper Breeze. (1 stop)

The Stop Sign shall be on Van Horn at its intersection with Silver Gate. (1 stop)

The Stop Sign shall be on Carrick Drive at its intersection with Pioneer Junction. (1 stop)

The Stop Sign shall be on Carrick Drive at its intersection with Van Horn. (1 stop)

Precinct Number 4**Katzer Ranch Subdivision Unit 1 & 2 Plat #20-11800447**

The Stop Signs shall be on Schmidt Ln at its intersection with Haffner Rd. (2 stops)

The Stop Sign shall be on Hudler Ave at its intersection with Haffner Rd. (1 stop)

The Stop Sign shall be on Haffner Rd at its intersection with N. Graytown Rd. (1 stop)

The Stop Sign shall be on Leclerc Rd at its intersection with Schmidt Ln. (1 stop)

The Stop Sign shall be on Katzer Place at its intersection with Graytown Rd. (1 stop)

The Stop Sign shall be on Planck Cir at its intersection with Katzer Place. (1 stop)

The Stop Sign shall be on Katzer Place at its intersection with Haffner Rd. (1 stop)

The Stop Sign shall be on Leclerc Rd at its intersection with Hollinger Circle. (1 stop)

The Stop Sign shall be on Haffner Rd at its intersection with Hollinger Circle. (1 stop)

Randolph Crossing Unit 1 Plat #21-11800078

The Stop Signs shall be on Marshall Manors at its intersection with Abrams View. (2 stops)

The Stop Sign shall be on Macarthur Hill at its intersection with Abrams View. (1 stop)

The Stop Signs shall be on Collins Alley at its intersection with Abrams View. (2 stops)

The Stop Sign shall be on Macarthur Hill at its intersection with Besson Blvd. (1 stop)

The Stop Sign shall be on Craig Canyon at its intersection with Collins Alley. (1 stop)

The Stop Sign shall be on Collins Alley at its intersection with Besson Blvd. (1 stop)

Item(s) Brought by Criminal District Attorney:**(Joe Gonzales)**

28. Approval of a request to correct the minutes of the August 23, 2022 Bexar County Commissioners Court meeting agenda for items #71 and #72. The correct settlement amount for item #71 should reflect \$100,000. The correct settlement amount for item #72 should reflect \$45,000.
29. Awarding a delivery order to Caldwell Country Chevrolet for the purchase of two (2) Chevrolet Traverses for two (2) ARPA funded investigators to serve protective orders for the Family Justice Center, in the total amount not to exceed \$86,620 as requested by the Bexar County District Attorney's Office; through BuyBoard Cooperative Contract #601-19; and authorizing the Purchasing Agent to execute and file the appropriate award documents for record.
30. Approval of a request from the Bexar County Criminal District Attorney's Office to rehire former employee, Sylvia Perez as an Investigator – DA's Office (NE-12) position at entry level salary of \$4,878 per month effective September 7, 2022. This hiring conforms to Bexar County's Amended Policy R.10 Rehire of Former Employees. Sylvia Perez withdrew her TCDRS funds on August 31, 2021.

31. Approval of a request from the Bexar County Criminal District Attorney's Office to rehire former employee, Desiree N. Fraire as an Office Assistant I – DA's Office (NE-02) position at entry level salary of \$2,884 per month effective September 7, 2022. This hiring conforms to Bexar County's Amended Policy R.10 Rehire of Former Employees. Desiree N. Fraire withdrew her TCDRS funds on July 27, 2021.

Item(s) Brought by Sheriff's Office:

(Javier Salazar)

32. Authorizing the County Auditor to pay Fiscal Year 22 invoice(s) for Bexar County Sheriff's Office for services for Lopez Newman Associate (medical service) in the amount of \$480.

Item(s) Brought by Facilities Management:

(Dan Curry)

33. Authorizing the County Judge to execute a Professional Services Agreement between Bexar County and RVK Architecture, Inc, in the amount of \$484,250 for Architectural and Engineering services in connection with the design documents for the new Environmental Services Offices and Animal Care Facilities.
34. Authority to Negotiate with Alta Architects (DBE, HBE, HUB, MBE, SBE), the highest ranked respondent to the Request for Qualifications (RFQ) for design of the BiblioTech at Lerma's project.
35. Request approval authorizing the County Auditor to pay invoice(s) from FY2021-2022 for Facilities Management for services provided by Allied Fire Protection for a total amount of \$3,444.

Item(s) Brought by Information Technology:

(Mark Gager)

36. Approval and execution of the amendment to the Equivant contract that decreases the support timeframe from April 30, 2023 to December 31, 2022, and also reduces the cost from \$174,454 to \$136,050.

Item(s) Brought by Economic and Community Development:

(David Marquez)

37. Approval and execution of the Scientific Management Techniques (SMT) Agreement for Goods and Services Change Order No. 1 of the original contract between Bexar County and Scientific Management Techniques, Inc., dated December 3, 2019 and extended on May 17, 2022, to be effective on December 4, 2021.
38. Approval of a request from Economic & Community Development Department (ECD) for the County Auditor to pay the County sponsorship payment for Madonna Center Gala invoice in the amount of \$3,000.

Item(s) Brought by Resource Management:

(Tina Smith-Dean)

39. Approval of award and authorization to negotiate a contract with SAMCO Capital Markets and RBC Capital Markets for co-financial advisor services.

40. Approval of a professional services agreement between Bexar County and Bracewell, LLP for Bond Counsel Services for a two-year term from September 6, 2022 through September 5, 2024.
41. A resolution by the Commissioners Court of Bexar County, Texas approving and authorizing publication of a Notice of Intention to Issue Certificates of Obligation; and resolving other matters in connection therewith, to pay for year two of the 10-year Infrastructure Program and projects included in the annual Capital Improvement Program.

Item(s) Brought by Office of the County Manager:

(David Smith)

42. Approval and Execution of the General Fund Public Service Agreement between Bexar County and URBAN-15 Group for a one-year period beginning October 1, 2021, and ending on September 30, 2022, in a total amount of \$173,100 from the General Fund.
43. Approval and Execution of the American Rescue Plan Act Grant Agreement between Bexar County and Texas Biomedical Research Institute for a five-year period beginning October 1, 2021 and ending September 30, 2026 in the amount of \$3.5 million to include the appropriate budget transfer.
44. Receive petition and approval of a Resolution of Intent regarding the "Northlake Special Improvement District".

Item(s) Brought by Commissioners Court:

(Court)

45. Approval of authorized outside agency funding for expenses incurred beginning October 1, 2021 and ending on September 30, 2023, in the amount listed below from the General Fund:

Agency	Award
Bienestar	\$50,000
PEACE Initiative	\$50,000
Diwali	\$30,000
The V.O.I.C.E.S Foundation Military Village	\$20,000
Thrive Youth Center	\$20,000
San Fernando's Health & Safety Fair	\$5,000

INDIVIDUAL AGENDA ITEMS:

The following Individual Agenda Item may be considered at any time during this meeting:

Item(s) Brought by Elections:

(Jacque Callanen)

46. Discussion and appropriate action for the orders necessary for the conduct of the Tuesday, November 8, 2022 Joint General, Special, Charter and Bond Election to include:
- a. An Order to Conduct the Joint General, Special, Charter and Bond Election;
 - b. An Order designating the main early voting location and branch polling places.
- (Estimated Presentation Time: 15 minutes) (Jacque Callanen)

Item(s) Brought by County Auditor:

(Leo Caldera)

47. Discussion and approval of Bexar County's 2023 calendar year required contribution rate, basic benefits, provisions, and any plan changes for the County's Retirement Plan with Texas County and District Retirement System (TCDRS).
- (Estimated Presentation Time: 10 minutes) (Leo Caldera)

Item(s) Brought by County Manager:

(David Smith)

48. Discussion and appropriate action regarding Bexar County's Legislative Program for the 88th Texas Legislature.
- (Estimated Presentation Time: 10 minutes) (Melissa Shannon)
49. Discussion and appropriate action regarding establishing the following American Rescue Plan Act State and Local Fiscal Recovery Funds Programs, including:
- a. Assistance to Non-Profits Program; and
 - b. Small Business Program.
- (Estimated Presentation Time: 15 minutes) (Thomas Guevara/Melissa Shannon)
50. Discussion and direction to staff regarding an American Rescue Plan Act State and Local Fiscal Recovery Funds Arts Organization COVID-19 Relief Fund.
- (Estimated Presentation Time: 15 minutes) (Thomas Guevara/Melissa Shannon)
51. Presentation, discussion and approval of Bexar County's American Rescue Plan Act (ARPA) State and Local Fiscal Recovery Funds (SLFRF) affordable housing projects in Multi-Family Housing Development and Single-Family Housing Development categories.
- (Estimated Presentation Time: 15 minutes) (Thomas Guevara/David Marquez)

EXECUTIVE SESSION (DISCUSSION ONLY: CLOSED TO PUBLIC)

(Pursuant to Chapter 551, Texas Government Code)

EXECUTIVE SESSION ITEMS MAY BE DISCUSSED AND ACTED UPON, IF APPROPRIATE, IN OPEN SESSION.

52. §551.071 Consultation with Attorney for advice regarding:

a. Pending or contemplated litigation or settlement offers in the following matter:

- i. Ryan Simmons v. Javier Salazar, BCSO Lt. Maciel, SERT Sgt. Mata, and BCSO Sgt. Nava
- ii. Ryan Simmons v. Javier Salazar, BCSO Cpt. Reyes, BCSO Cpt. Pena, BCSO Sgt. De Los Santos, BCSO Sgt. Wigal, SERT Cpl. Ramirez, SERT Cpl. Mendoza, and BCSO Deputy Garza

53. §551.076 Deliberations regarding the deployment, or specific occasions for implementation, of security personnel or devices or a security audit related to the November 2022 general election.

FILE INFORMATION

Document Number: 28578

Date/Time: 9/2/2022 1:18:16 PM

Total Pages: 12

**FILED IN THE OFFICIAL PUBLIC
RECORDS OF BEXAR COUNTY**

**LUCY ADAME – CLARK
BEXAR COUNTY CLERK**

Total Fees: \$0.00

Posted: Friday, September 2, 2022 at 1:15 p.m.

Exhibit D

RETRIEVED FROM DEMOCRACYDOCKET.COM



Item – 46
September 6, 2022
Elections Department

Discussion was held regarding the conduct of the Tuesday, November 8, 2022 Joint General, Special, Charter and Bond Election to include: (Record)

Part 1: Early Voting Locations

A motion was presented by Commissioner Justin Rodriguez, duly seconded by Commissioner Rebeca Clay-Flores, to approve the 46 early voting locations presented by the Bexar County Elections Administrator.

A motion to amend the main motion was then presented by Commissioner Justin Rodriguez, duly seconded by Commissioner Rebeca Clay-Flores, to add St. Mary's University, Frank Garrett Community Center, St. Paul Community Center, Our Lady of the Lake and Texas A&M University – San Antonio.

Motion to amend the main motion was voted on as follows: Commissioner Clay-Flores, Rodriguez, Calvert, and Judge Wolff voting "Aye" and Commissioner Barnard voting "Nay".
Motion carried.

The court next considered the main motion as presented by Commissioner Justin Rodriguez, duly seconded by Commissioner Rebeca Clay-Flores, to approve the 46 early voting locations as presented by the Elections Administrator, as amended by the addition of sites located at St. Mary's University, Frank Garrett Community Center, St. Paul Community Center, Our Lady of the Lake and Texas A&M – San Antonio.

Motion was voted on as follows: Commissioner Clay-Flores, Rodriguez, Calvert, and Judge Wolff voting "Aye" and Commissioner Barnard voting "Nay".
Motion carried.

Part 2: Election Day Branch Polling Place Sites

A motion was presented by Commissioner Marialyn Barnard to accept the presentation of the Bexar County Election Administrator for 259 election day branch polling place sites.


Motion failed for lack of a second.

A motion was presented by Commissioner Rebeca Clay-Flores, duly seconded by Commissioner Justin Rodriguez, to approve the presented 259 election day branch polling place sites and asking the Bexar County Elections Administrator to return at the next following meeting of Commissioners Court for the consideration of 43 additional branch polling place sites.

Motion was voted on as follows: Commissioner Clay-Flores, Rodriguez, Calvert, and Judge Wolff voting "Aye" and Commissioner Barnard voting "Nay".
Motion carried.

AGENDA COORDINATION FORM Bexar County Commissioners Court

VOL 130 | PG 753

Type of Agenda Item (Choose one): Ceremonial <input type="checkbox"/> Special Presentation <input type="checkbox"/> Time Certain <input type="checkbox"/> Consent <input type="checkbox"/> Individual <input checked="" type="checkbox"/>				
Sponsoring Office/Department: <u>Elections</u>		Recipient Agency / Individual Name: _____		
Contact Person: <u>Jacque Callanen</u>	Phone Number: <u>0305</u>	Court Date Requested: <u>September 6, 2022</u>		
Presenter: <u>Jacque Callanen</u>	Phone Number: <u>0305</u>	Deadline for Action: <u>September 6, 2022</u>		
Audio / Visual Presentation: Y <input type="checkbox"/> N <input checked="" type="checkbox"/>		PowerPoint? Y <input type="checkbox"/> N <input checked="" type="checkbox"/>		
Official/Department Head Signature: 		ADA Assistance Required (type): <u>no</u> Small, Minority, Women-owned Business Enterprise (SMWBE): Impact: Y <input type="checkbox"/> N <input type="checkbox"/>		

CAPTION:

Discussion and appropriate action for the orders necessary for the conduct of the Tuesday, November 8, 2022 Joint General, Special, Charter and Bond Election to include:

- a. An Order to Conduct the Joint General, Special, Charter and Bond Election;
- b. An Order designating the main early voting location and branch polling places;

ESTIMATED PRESENTATION TIME: 15

BACKGROUND:

The Tuesday, November 8, 2022 the General Election as called by the Governor will be held in Bexar County in all precincts. We have had meetings with ISD's and municipalities inquiring into a request to hold a Joint election.

RECOMMENDED MOTION:

Approval of the orders necessary for the conduct of the Tuesday, November 8, 2022 Joint General, Special, Charter and Bond Election to include:

- a. An Order to Conduct the Joint General, Special, Charter and Bond Election;
- b. An Order designating the main early voting location and branch polling places;

FISCAL ASSESSMENT: APPLICABLE

Yes ☒

No ☐

Fiscal Note ☐

1	Is this a revenue or expense?	Revenue	<input type="checkbox"/>	Expense	<input checked="" type="checkbox"/>
2	Dollar amount of revenue or expense associated with item?	\$ \$2,285,392.81 (estimated)			
3	Is this a budgeted revenue or expense?	Yes	<input checked="" type="checkbox"/>	No	<input type="checkbox"/>
4	Does this item require additional staff?	Yes	<input type="checkbox"/>	No	<input checked="" type="checkbox"/>
5	Will this increase your current budget?	Yes	<input type="checkbox"/>	No	<input checked="" type="checkbox"/>
6	Impact on future Budget? If Yes, Explain in Comments.	Yes	<input type="checkbox"/>	No	<input checked="" type="checkbox"/>
7	Current End-of-Year Expenditure Estimate-for impacted Object Code(s)?	N/A			
8	If an expense, what is the current Object Code budget amount?	See comments			
9	If an expense, are sufficient funds currently budgeted in the Object Code?	Yes	<input type="checkbox"/>	No	<input type="checkbox"/>
10	If an expense, are sufficient funds currently budgeted in the Appropriation	Yes	<input type="checkbox"/>	No	<input type="checkbox"/>
11	List impacted offices or departments or note if countywide:	Elections			
12	Fund number:	001			
13	Org number and Agency Code:	1301/113			
14	Object Code number:	Various			
15	If this is a grant, what is the estimated amount of program income?	N/A			
16	If this is a grant, what is the amount of Grantor funding?	N/A			
17	If this is a grant, what is the required County cash match?	N/A			
18	If this is a grant, what is the required County in-kind/allocation match?	N/A			
19	If this is a grant, was item approved by the Grant Review Committee?	Yes	<input type="checkbox"/>	No	<input type="checkbox"/>
20	Comments: This agenda item seeks approval of orders to conduct the Joint General, Special, Charter and Bond Election on November 8, 2022. All expenses are for the FY 2022-2023 budget year and will be addressed in the budget process.				
21	Coordinated by:			Verified By:	

**JOINT GENERAL, SPECIAL, CHARTER AND BOND ELECTION
ELECCION GENERAL, ESPECIAL, CARTA Y BONOS CONJUNTO
NOVEMBER 8, 2022
8 de noviembre de 2022**

VOL 130 | PG 755

THE HOURS OF EARLY VOTING WILL BE: (LAS HORAS Y FECHAS DE VOTACIÓN ADELANTADA SERAN:)

Monday, October 24 thru Friday, October 28, 2022.....8:00 a.m. to 6:00 p.m.
Lunes 24 de octubre de 2022 hasta viernes 28 de octubre de 2022.....8:00 a.m. a 6:00 p.m.
Saturday, October 29, 2022.....8:00 a.m. to 8:00 p.m.
Sábado 29 de octubre de 2022.....8:00 a.m. a 8:00 p.m.
Sunday, October 30, 2022.....12:00 noon to 6:00 p.m.
Domingo 30 de octubre de 2022.....12:00 noon to 6:00 p.m.
Monday, October 31 thru Friday, November 4, 2022.....8:00 a.m. to 8:00 p.m.
Lunes 31 de octubre de 2022 hasta viernes 4 de noviembre de 2022.....8:00 a.m. a 8:00 p.m.

October 24, 2022 – November 4, 2022

SUN	MON	TUES	WED	THURS	FRI	SAT
23	24 *****	25 *****	26 *****	27 *****	28 *****	29 *****
30 *****	31 *****	1 *****	2 *****	3 *****	4 *****	5
6	7	8 Election Day				

Legend: ***** Indicates dates open for early voting

Main Early Voting Location: (Localidad Principal de Votación Adelantada:)

BEXAR COUNTY ELECTIONS DEPARTMENT.....1103 S. Frio
DEAF LINK available for the hearing impaired

In addition to the main early polling place, early voting will be conducted at the following locations:
(Ademas de la localidad principal, votacion adelantada se llevara a cabo en las siguiente localidades:)

BEXAR COUNTY JUSTICE CENTER...(Basement).....300 Dolorosa
(Sotano)

***Bexar County Justice Center closes at 6:00 p.m. Also closed Saturday and Sunday

BROOKHOLLOW BRANCH LIBRARY.....	530 Heimer Road
CASTLE HILLS CITY HALL... (Community Room).....	209 Lemonwood Dr
CHRISTIAN FAMILY BAPTIST CHURCH.....	1589 Grossenbacher
CLAUDE BLACK CENTER.....	2805 East Commerce
CODY BRANCH LIBRARY.....	11441 Vance Jackson
OLD CONVERSE CITY HALL.....	407 S. Seguin Rd
COPERNICUS COMMUNITY CENTER.....	5003 Lord Rd
CORTEZ BRANCH LIBRARY.....	2803 Hunter Blvd
EAST CENTRAL ISD (Boardroom).....	6634 New Sulphur Springs Rd.
ELMENDORF CITY HALL.....	8304 FM 327
ENCINO BRANCH LIBRARY.....	2515 East Evans Rd
GREAT NORTHWEST BRANCH LIBRARY.....	9050 Wellwood
GUERRA BRANCH LIBRARY.....	7978 W. Military Drive
HELOTES CITY HALL	12951 Bandera Rd
IGO BRANCH LIBRARY.....	13330 Kyle Seale Parkway
JOHNSTON BRANCH LIBRARY.....	6307 Sun Valley Drive
KIRBY CITY HALL.....	112 Bauman
LAS PALMAS BRANCH LIBRARY.....	515 Castroville Rd
LEON VALLEY CONFERENCE CENTER.....	6421 Evers Rd
LION'S FIELD.....	2809 Broadway
MAVERICK BRANCH LIBRARY.....	8700 Mystic Park
MCCRELESS BRANCH LIBRARY.....	1023 Ada Street
MISSION BRANCH LIBRARY.....	3134 Roosevelt Ave
NORTHSIDE ACTIVITY CENTER.....	7001 Culebra
NORTHWEST VISTA COLLEGE... (Pecan Hall, Rm 101).....	3535 N. Ellison Dr
OLMOS PARK CITY HALL.....	120 El Prado W.
PALO ALTO COLLEGE... (Ozuna Library, Rm 102).....	1400 W. Villaret Blvd
PARMAN BRANCH LIBRARY @ Stone Oak.....	20735 Wilderness Oak
PRECINCT 1 SATELLITE OFFICE.....	3505 Pleasanton
PRECINCT 3 SATELLITE OFFICE.....	320 Interpark Blvd.
SAN ANTONIO COLLEGE (Victory Center).....	1819 N. Main Ave
SCHAEFER BRANCH LIBRARY.....	6322 US Hwy 87 E
SEMMES BRANCH LIBRARY @ Comanche Lookout Park.....	15060 Judson Road
SHAVANO PARK CITY HALL... (Lobby).....	900 Saddletree Ct
SOMERSET CITY HALL.....	7360 E 6 th St. Somerset
SOUTHSIDE ISD ADMIN BLDG	1460 Martinez-Losoya Rd
THOUSAND OAKS BRANCH LIBRARY.....	4618 Thousand Oaks Dr
TOBIN BRANCH LIBRARY @ OAKWELL.....	4134 Harry Wurzbach
UNIVERSAL CITY LIBRARY.....	100 Northview Dr
UTSA... (Bexar Room).....	1 UTSA Circle
VAN RAUB ELEMENTARY (Rock House).....	8776 Dietz Elkhorn
WINDCREST TAKAS PARK CIVIC CENTER.....	9310 Jim Seal Dr
WONDERLAND MALL OF THE AMERICAS @ CROSSROADS (Lower Level, A-17).....	4522 Fredericksburg Rd
WOODLAWN POINTE CENTER FOR COMMUNITY.....	702 Donaldson Ave

VOL 1301 PG 756

(sujeto a cambio)

Last day to receive an application to vote by mail is October 26, 2022.

For more information contact the office of the Bexar County Elections Administrator, Jacquelyn F. Callanen, at (210) 335-VOTE (8683)

(Para mas informacion comuniquese con oficina del Condado de Bexar Administrador de Elecciones, Jacquelyn F. Callanen, al telefono (210) 335-VOTE (8683))

DRAFT
REMOVED FROM DEMOCRACYDOCKET.COM

Vote Center Listing November 8, 2022 Draft 2.0

VC #	HOST	GUEST	SITE	ADDRESS	CITY, STATE	ZIP CODE
VC 1	1001	/1003/1008/1010/1120/1126/4018	San Antonio Housing Authority	818 S. Flores	San Antonio, TX	78204
VC 2	1004	/1028/1089/1097/1124	St. Leo the Great Catholic Church	4423 S. Flores St.	San Antonio, TX	78214
VC 3	1005	/1074/1098/1119	Luther Burbank High School	1002 Edwards St.	San Antonio, TX	78204
VC 4	1006		St. James Catholic Church	907 W. Theo Ave.	San Antonio, TX	78225
VC 5	1007	/1014	Charles Graebner Elementary School	530 Hoover Ave.	San Antonio, TX	78225
VC 6	1012	/1070	John Glenn Elementary School	2385 Horal Dr.	San Antonio, TX	78227
VC 7	1018	/1011/1016/1017/1159	Adams Elementary School	135 E. Southcross	San Antonio, TX	78214
VC 8	1019		Mission Branch Library	3134 Roosevelt Ave	San Antonio, TX	78214
VC 9	1020	/1115	Wright Elementary School	115 E. Huff Ave.	San Antonio, TX	78214
VC 10	1021	/1047/1127	Rayburn Elementary School	635 Rayburn Dr.	San Antonio, TX	78221
VC 11	1023	/1015/1022/1026	Collier Elementary School	834 W. Southcross	San Antonio, TX	78211
VC 12	1024		Pease Middle School	201 Hunt Ln.	San Antonio, TX	78245
VC 13	1029	/1030/1031/1090/1096	Brentwood STEAM School of Innovation	1626 W. Thompson Pl.	San Antonio, TX	78226
VC 14	1032		Gardendale Early Learning Program	1731 Dahlgreen Ave.	San Antonio, TX	78237
VC 15	1034		Ralph Langley Elementary School	14185 Bella Vista	San Antonio, TX	78253
VC 16	1036	/1035/1095/1134/1135	Johnston Branch Library	6307 Sun Valley Dr.	San Antonio, TX	78227
VC 17	1037	/1033/1131	Frank Madla Elementary School	6100 Royalgate Dr.	San Antonio, TX	78242
VC 18	1042		Cortez Branch Library	2803 Hunter Blvd.	San Antonio, TX	78224
VC 19	1044		Palo Alto College	1400 W. Villaret Blvd.	San Antonio, TX	78224
VC 20	1045	/1025/1040/1041	South San Antonio High School	7535 Barlite Blvd.	San Antonio, TX	78224
VC 21	1048	/1046/1059	Gillette Elementary School	625 Gillette Blvd.	San Antonio, TX	78221
VC 22	1049	/1050/1051/1132	Precinct 1 Satellite Office	3505 Pleasanton Rd.	San Antonio, TX	78221
VC 23	1054	/1052/1053	Kingsborough Middle School	422 Ashley Rd.	San Antonio, TX	78221
VC 24	1055		Virginia A. Myers Elementary School	3031 Village Pkwy	San Antonio, TX	78251

VC 25	1056	/4216	Mission Del Lago Community Center	2301 Del Lago Pkwy	San Antonio, TX	78221
VC 26	1057	/1102	City of Sandy Oaks Municipal Building	22870 Priest Rd.	Sandy Oaks, TX	78112
VC 27	1060	/1062/1092/1105/1114	Bob Hope Elementary School	3022 Reforma Dr.	San Antonio, TX	78211
VC 28	1061	/1039	Sky Harbour Elementary School	5902 Fishers Bend St.	San Antonio, TX	78242
VC 29	1065	/1063/1123	Somerset City Hall	7360 E. 6th St.	Somerset, TX	78069
VC 30	1067	/1064/1066/1128/1146	Southwest ISD Admin Bldg	11914 Dragon Ln.	San Antonio, TX	78252
VC 31	1068	/1081	Luckey Ranch Elementary School	12045 Luckey River	San Antonio, TX	78252
VC 32	1069		Northwest Vista College	3535 N. Ellison Dr.	San Antonio, TX	78251
VC 33	1071	/1076	Adams Hill Elementary School	9627 Adams Hill Dr.	San Antonio, TX	78245
VC 34	1073		Ott Elementary School	100 N Grosenbacher	San Antonio, TX	78253
VC 35	1075	/1038/1094/1133	Alan B. Shepard Middle School	5558 Ray Ellison Blvd.	San Antonio, TX	78242
VC 36	1078	/1013/1077	James Russell Lowell Middle School	919 Thompson Pl.	San Antonio, TX	78226
VC 37	1079	/1147	Murnin Elementary School	9019 Dugas Dr.	San Antonio, TX	78251
VC 38	1080	/1138/1139/1158	Hatchett Elementary School	10700 Ingram Rd.	San Antonio, TX	78245
VC 39	1082	/1027/1148/1155	Big Country Elementary School	2250 Pue Rd.	San Antonio, TX	78245
VC 40	1083	/1130	Lewis Elementary School	1000 Seascape	San Antonio, TX	78251
VC 41	1085	/1043/1084	Westwood Terrace Elementary School	2315 Hackamore Lane	San Antonio, TX	78227
VC 42	1086		Meadow Village Elementary School	1406 Meadow Way Dr.	San Antonio, TX	78227
VC 43	1087	/2044	Guerra Branch Library	7978 Military Drive W	San Antonio, TX	78227
VC 44	1091	/1117/4214/4215	Mission Academy	9210 South Presa	San Antonio, TX	78223
VC 45	1093	/1109/1113	Vale Middle School	2120 N. Ellison Dr	San Antonio, TX	78251
VC 46	1099	/1149	Evers Elementary School	1715 Richland Hills Dr.	San Antonio, TX	78251
VC 47	1100	/1002/1009/1101	Cody Elementary School	10403 Dugas Dr.	San Antonio, TX	78245
VC 48	1104	/1072	Carlos Coon Elementary School	3110 Timber View Dr.	San Antonio, TX	78251
VC 49	1107	/1058	Southside ISD Administration Building	1460 Martinez-Losoya Rd.	San Antonio, TX	78221
VC 50	1108	/1156	Galm Elementary School	1454 Saxonhill Dr.	San Antonio, TX	78253

VC 51	1110	/1140/1141	Bobbie Behlau Elementary School	2355 Camp Light Way	San Antonio, TX	78245
VC 52	1111	/1152	Raba Elementary School	9740 Raba	San Antonio, TX	78251
VC 53	1112	/1106/1136/1142/1157	Mary Michael Elementary School	3155 Quiet Plain	San Antonio, TX	78245
VC 54	1118	/1125/1153	Lieck Elementary School	12600 Reid Ranch	San Antonio, TX	78245
VC 55	1121	/1151	Mireles Elementary School	12260 Rockwall Mill	San Antonio, TX	78253
VC 56	1122	/1144/1154	John Hoffmann Elementary School	12118 Volunteer Parkway	San Antonio, TX	78253
VC 57	1129	/1103/1116/1145	Cole Elementary School	13185 Tillman Ridge	San Antonio, TX	78253
VC 58	1137	/1143	Taft High School	11600 FM 471 W.	San Antonio, TX	78253
VC 59	1150		Mora Elementary School	1520 American Lotus	San Antonio, TX	78245
VC 60	2001		Bexar County Elections Department	1103 S. Frio	San Antonio, TX	78207
VC 61	2003	/2007/2034	Antonio Margil Elementary School	1000 Perez St.	San Antonio, TX	78207
VC 62	2004	/2075/2104/2105	Frank Garrett Multi Service Center	1226 N.W. 18th St.	San Antonio, TX	78207
VC 63	2010	/2092/2150/3014/3031/3063/3064	Shepherd King Lutheran Church	303 W. Ramsey Rd.	San Antonio, TX	78216
VC 64	2011	/1088/2008/2017/2103	Las Palmas Branch Library	411 S.W. 24th St.	San Antonio, TX	78237
VC 65	2013	/2005	Marin B. Fenwick Academy	1930 Waverly Ave.	San Antonio, TX	78228
VC 66	2015	/2012/2089	Gus Garcia University School	3306 Ruiz St.	San Antonio, TX	78228
VC 67	2018	/2117/2118	Collins Garden Branch Library	200 N. Park Blvd.	San Antonio, TX	78204
VC 68	2020		E.T. Wrenn Middle School	627 S. Acme Rd.	San Antonio, TX	78237
VC 69	2023	/2021	Mary Huppertz Elementary School	247 Bangor St.	San Antonio, TX	78228
VC 70	2024		Woodlawn Hills Elementary School	110 W. Quill Dr.	San Antonio, TX	78228
VC 71	2025		Henry Wadsworth Longfellow Middle School	1130 E. Sunshine Dr.	San Antonio, TX	78228
VC 72	2026	/2081/2119/2142/2151/2157	Glass Elementary School	519 Clearview Dr.	San Antonio, TX	78228
VC 73	2028	/2027	Joe Ward Recreation Center	435 E Sunshine Dr.	San Antonio, TX	78228
VC 74	2029	/2030/2031/2032	Sarah King Elementary School	1001 Ceralvo St.	San Antonio, TX	78207
VC 75	2035	/2036	Laurel Heights United Methodist Church	227 W. Woodlawn Ave.	San Antonio, TX	78212
VC 76		/2038/2137	Nimitz Middle School	5426 Blanco Rd.	San Antonio, TX	78216

VC 77	2039	/2048/2067/2177	Huisache Avenue Baptist Church	1339 W. Huisache Ave.	San Antonio, TX	78201
VC 78	2040		Villarreal Elementary School	2902 White Tail Dr	San Antonio, TX	78228
VC 79	2042	/2041/2128	Esparza Elementary School	5700 Hemphill Dr.	San Antonio, TX	78228
VC 80	2043	/2016/2019	Stafford Elementary School	415 S.W. 36th St.	San Antonio, TX	78237
VC 81	2045	/2178	Woodlawn Academy	1717 W. Magnolia Ave.	San Antonio, TX	78201
VC 82	2046		Young Women's Leadership Academy	2123 W. Huisache Ave.	San Antonio, TX	78201
VC 83	2050		Powell Elementary School	6003 Thunder Dr.	San Antonio, TX	78238
VC 84	2051	/2152	Bexar County Justice Center	300 Dolorosa	San Antonio, TX	78205
VC 85	2053	/2052	Thomas Edison High School	701 Santa Monica Dr.	San Antonio, TX	78212
VC 86	2054		Kenwood Community Center	305 Dora St.	San Antonio, TX	78212
VC 87	2055	/2094	Alamo Stadium & Convocation Center	110 Tuleta Dr.	San Antonio, TX	78212
VC 88	2057	/2056	Westminster Square Management	1838 Basse Rd.	San Antonio, TX	78213
VC 89	2059	/2006/2058	John Greenleaf Whittier Middle School	2101 Edison Dr.	San Antonio, TX	78201
VC 90	2060		Samuel A. Maverick Elementary School	107 Raleigh Pl.	San Antonio, TX	78201
VC 91	2064	/2062/3015	Dellview Elementary School	7235 Dewhurst Rd.	San Antonio, TX	78213
VC 92	2065	/2147/2180	Ward Elementary School	8400 Cavern Hill	San Antonio, TX	78254
VC 93	2068	/2106	Great Northwest Branch Library	9050 Wellwood	San Antonio, TX	78250
VC 94	2069		Community Alliance for Traffic Safety - C.A.T.S.	7719 Pipers Ln.	San Antonio, TX	78251
VC 95	2070	/2002/2033/2071/2079	Barkley-Ruiz Elementary School	1111 S. Navidad St.	San Antonio, TX	78207
VC 96	2072		Brauchle Elementary School	8555 Bowens Crossing	San Antonio, TX	78250
VC 97	2073	/2080/2100	Pre-K Academy at West Avenue	3915 West Ave.	San Antonio, TX	78213
VC 98	2076	/2139	Nichols Elementary School	9560 Braun Rd.	San Antonio, TX	78254
VC 99	2077	/2126	Elrod Elementary School	8885 Heath Circle Dr.	San Antonio, TX	78250
VC 100	2078	/2088/2098	Knowlton Elementary School	9500 Timber Path	San Antonio, TX	78250
VC 101	2082	/2114	Olmos Elementary School	1103 Allena Dr.	San Antonio, TX	78213
VC 102	2083	/2014/2022/2047/2074	Woodlawn Pointe Center for Community	702 Donaldson Ave.	San Antonio, TX	78201

VC 103	2084	/2037	Maverick Branch Library	8700 Mystic Park	San Antonio, TX	78254
VC 104	2087	/2086/2133/2159	Carson Elementary School	8151 Old Tezel Rd.	San Antonio, TX	78250
VC 105	2091	/2110/2153/2156/2172	Trinity United Methodist Church	6800 Wurzbach Rd.	San Antonio, TX	78240
VC 106	2095	/2061/2112/2143	Leon Valley Conference Center	6427 Evers Rd.	San Antonio, TX	78238
VC 107	2097		Burke Elementary School	10111 Terra Oak	San Antonio, TX	78250
VC 108	2101	/2171	John Marshall High School	8000 Lobo Ln.	San Antonio, TX	78240
VC 109	2102		Fernandez Elementary School	6845 Ridgebrook St.	San Antonio, TX	78250
VC 110	2107	/2120	Fields Elementary School	9570 FM 1560	San Antonio, TX	78254
VC 111	2108	/2066/2099	Stevenson Middle School	8403 Tezel Rd.	San Antonio, TX	78254
VC 112	2111	2085/2124/2134/2146	Wonderland of the Americas	4522 Fredericksburg Rd	San Antonio, TX	78201
VC 113	2115	/2158/2160/2181/2182	Henderson Elementary School	14605 Kallison Bend	San Antonio, TX	78254
VC 114	2123	/2179	Northwest Church of Christ	9681 W. Loop 1604 N.	San Antonio, TX	78254
VC 115	2125	/2093/2154	Scarborough Elementary School	12280 Silver Pointe (at Stillwater Pkwy)	San Antonio, TX	78254
VC 116	2127		Northwest Crossing Elementary School	10255 Dover Rdg.	San Antonio, TX	78250
VC 117	2136		Krueger Elementary School	9900 Wildhorse Parkway	San Antonio, TX	78254
VC 118	2138	/2109/2116/2121/2129/2131/2132/2135/2144/2155	Ridgeview Elementary School	8223 McCullough Ave.	San Antonio, TX	78216
VC 119	2140	/2049/2090	Northside Activity Center	7001 Culebra Rd.	San Antonio, TX	78238
VC 120	2141	/2130/2145	Connally Middle School	8661 Silent Sunrise	San Antonio, TX	78250
VC 121	2148	/2009/2113	Mead Elementary School	3803 Midhorizon Dr.	San Antonio, TX	78229
VC 122	2149	/2096/2122	Health Careers High School	4646 Hamilton Wolfe Rd.	San Antonio, TX	78229
VC 123	2165		Scobee Elementary School	11223 Cedar Park	San Antonio, TX	78249
VC 124	2168		Rhodes Elementary School	5714 North Knoll	San Antonio, TX	78240
VC 125	2169	/2173	Oak Hills Terrace Elementary School	5710 Cary Grant Dr.	San Antonio, TX	78240
VC 126	2174	/2164/2166	Thornton Elementary School	6450 Pembroke Rd.	San Antonio, TX	78240
VC 127	2175	/2162/2167	McDermott Elementary School	5111 USAA Blvd.	San Antonio, TX	78240
VC 128	2176	/2161/2170	Wanke Elementary School	10419 Old Prue Rd.	San Antonio, TX	78249

VC 129	3003	/3002	Helotes City Hall	12951 Bandera Rd.	Helotes, TX	78023
VC 130	3005		Kinder Ranch Elementary School	2035 Kinder Pkwy.	San Antonio, TX	78260
VC 131	3007		Roan Forest Elementary School	22710 Roan Park	San Antonio, TX	78259
VC 132	3011	/3006/3111/3166/3182	Colonial Hills United Methodist Church	5247 Vance Jackson	San Antonio, TX	78230
VC 133	3013	/3024/3167/3175	Colonies North Elementary School	9915 Northampton	San Antonio, TX	78230
VC 134	3017	/3055/3194	Van Raub Elementary School	8776 Dietz Elkhorn Rd.	Fair Oaks Ranch, TX	78015
VC 135	3018		Olmos Park City Hall	120 El Prado Dr. W	Olmos Park, TX	78212
VC 136	3021	/3022/3177	Terrell Hills City Hall	5100 N. New Braunfels	Terrell Hills, TX	78209
VC 137	3025	/3020	Alamo Heights City Hall	6116 Broadway St.	San Antonio, TX	78209
VC 138	3033	/3001/3045	San Antonio Shrine Auditorium	901 N Loop 1604 W	San Antonio, TX	78232
VC 139	3034	/3097	Messiah Lutheran Church	9401 Dietz Elkhorn Rd.	Boerne, TX	78015
VC 140	3036	/3143	Carnahan Elementary School	6839 Babcock Rd.	San Antonio, TX	78249
VC 141	3039	/3123	Specht Elementary School	25815 Overlook Pkwy	San Antonio, TX	78260
VC 142	3042	/3155	Lopez Middle School	23103 Hardy Oak Blvd.	San Antonio, TX	78258
VC 143	3049	/3027/3047/3048/3156	Northwood Elementary School	519 Pike Rd.	San Antonio, TX	78209
VC 144	3051	/2063/3009/3126/3128/3152	Grey Forest Community Center	18249 Sherwood Trail	Grey Forest, TX	78023
VC 145	3052	/3065	Bush Middle School	1500 Evans Rd.	San Antonio, TX	78258
VC 146	3053	/3004/3026/3046/3178	Alamo Heights United Methodist Church	825 E. Basse Rd.	San Antonio, TX	78209
VC 147	3056	/3010/3073	Clark High School	5150 De Zavala Rd.	San Antonio, TX	78249
VC 148	3058	/3195	Rawlinson Middle School	14100 Vance Jackson	San Antonio, TX	78249
VC 149	3059	/3181	Hope Church	18850 Redland Rd.	San Antonio, TX	78259
VC 150	3060	/3050/3061	Regency Place Elementary School	10222 Broadway	San Antonio, TX	78217
VC 151	3062	/3016/3079	Precinct 3 Satellite Office	320 Interpark Blvd.	San Antonio, TX	78216
VC 152	3067	/3038/3041/3133/3171	Castle Hills City Hall	209 Lemonwood	Castle Hills, TX	78213
VC 153	3068	/3066/3069/3179	Larkspur Elementary School	1802 Larkspur	San Antonio, TX	78213
VC 154	3070	/3057/3115	Hunters Creek Swim and Racquet Club	3630 Hunters Circle St.	San Antonio, TX	78230

VC 155	3071	/3112/3113/3135	Cody Branch Library	11441 Vance Jackson Rd.	San Antonio, TX	78230
VC 156	3074		Woods of Shavano Community Club House	13838 Parksite Woods St.	San Antonio, TX	78249
VC 157	3075	/3176/3196	Shavano Park City Hall	900 Saddletree Ct.	Shavano Park, TX	78231
VC 158	3081	/3117	Brookhollow Branch Library	530 Heimer Rd.	San Antonio, TX	78232
VC 159	3082	/3040/3120	Wetmore Elementary School	3250 Thousand Oaks	San Antonio, TX	78247
VC 160	3083	/3085/3122/3138	Bradley Middle School	14819 Heimer Rd.	San Antonio, TX	78232
VC 161	3086	/3019/3077	Oak Meadow United Methodist Church	2740 Hunters Green	San Antonio, TX	78231
VC 162	3088		Bulverde Creek Elementary School	3839 Canyon Parkway	San Antonio, TX	78259
VC 163	3089	/3107/3148	Timberwood Park Elementary School	26715 S. Glenrose	San Antonio, TX	78260
VC 164	3090	/3153	Thousand Oaks Elementary School	16080 Henderson Pass	San Antonio, TX	78232
VC 165	3092	/3023	Hollywood Park City Hall	2 Mecca Dr.	Hollywood Park, TX	78232
VC 166	3093	/3127/3145	Vineyard Ranch Elementary School	16818 Huebner Rd.	San Antonio, TX	78258
VC 167	3094	/3184	Leon Springs Elementary School	23881 IH 10 W	San Antonio, TX	78257
VC 168	3095	/3032/3098/3142	May Elementary School	15707 Chase Hill Blvd.	San Antonio, TX	78256
VC 169	3096		Cross Mountain Church	24891 Boerne Stage Rd.	San Antonio, TX	78255
VC 170	3099	/3101	Beard Elementary School	8725 Sonoma Parkway	Helotes, TX	78023
VC 171	3100		Steubing Ranch Elementary School	5100 Knoll Creek	San Antonio, TX	78247
VC 172	3102	/3091	Hidden Forest Elementary	802 Silver Spruce St.	San Antonio, TX	78232
VC 173	3104	/3154	Faith Lutheran Church	14819 Jones Maltsberger Rd.	San Antonio, TX	78247
VC 174	3105	/3087/3103/3170/3183/	Semmes Branch Library	15060 Judson Rd.	San Antonio, TX	78247
VC 175	3106	/3008/3158/3160/3169	Helotes Elementary School	13878 Riggs Rd.	Helotes, TX	78023
VC 176	3108	/3084/3157	Redland Oaks Elementary School	16650 Red Land Rd.	San Antonio, TX	78247
VC 177	3110		Longs Creek Elementary School	15806 O'Connor Rd.	San Antonio, TX	78247
VC 178	3114		Encino Branch Library	2515 E. Evans Rd	San Antonio, TX	78259
VC 179	3119	/3030/3136	Hartman Center II - Building One	1202 W. Bitters Bldg 1	San Antonio, TX	78216
VC 180	3121	/3037/3139	Hardy Oak Elementary School	22900 Hardy Oak Blvd	San Antonio, TX	78258

VC 181	3125	/3043/3199	Tuscany Heights Elementary School	25001 Wilderness Oak	San Antonio, TX	78258
VC 182	3137	/3116/3124/3144	Cibolo Green Elementary School	24315 Bulverde Green	San Antonio, TX	78261
VC 183	3146	/3029	First Chinese Baptist Church	5481 Prue Rd.	San Antonio, TX	78240
VC 184	3149		UTSA	1 UTSA Circle	San Antonio, TX	78249
VC 185	3150	/3080/3131/3180	Blossom Athletic Center	12002 Jones Maltsberger Rd.	San Antonio, TX	78216
VC 186	3151	/3162	Ellison Elementary School	7132 Oak Dr.	San Antonio, TX	78256
VC 187	3159	/3118/4021/4205	Church of Reconciliation	8900 Starcrest	San Antonio, TX	78217
VC 188	3161	/3132	Churchill High School	12049 Blanco Rd.	San Antonio, TX	78216
VC 189	3163		Stone Oak Elementary School	21045 Crescent Oaks	San Antonio, TX	78258
VC 190	3165		Tejeda Middle School	2909 E. Evans Rd	San Antonio, TX	78259
VC 191	3172	/2163/3035/3109	Boone Elementary School	6614 Spring Time Dr	San Antonio, TX	78249
VC 192	3174	/3012/3202/3203	Aue Elementary School	24750 Baywater Stage	San Antonio, TX	78255
VC 193	3192	/3173	Parman Branch Library at Stone Oak	20735 Wilderness Oak	San Antonio, TX	78258
VC 194	3193	/3044/3076/3078/3130	Huebner Elementary School	16311 Huebner Rd.	San Antonio, TX	78249
VC 195	3197	/3072	Hill Middle School	21314 Bulverde Rd.	San Antonio, TX	78259
VC 196	3198	/3168/3185/3186/3187/3188/3189/3190/3191	Hector Garcia Middle School	14900 Kyle Seale Parkway	San Antonio, TX	78255
VC 197	3200	/3129/3134	Igo Branch Library	13330 Kyle Seale Parkway	San Antonio, TX	78249
VC 198	3201	/3164	Indian Springs Elementary School	25751 Wilderness Oak	San Antonio, TX	78261
VC 199	3205	/3054/3140/3141/3147/3204	Lions Field Adult and Senior Center	2809 Broadway St.	San Antonio, TX	78209
VC 200	4001	/4203/4217/4228	Central Library	600 Soledad	San Antonio, TX	78205
VC 201	4003	/4002/4014/4075	Davis-Scott YMCA	1213 Iowa St.	San Antonio, TX	78203
VC 202	4005	/4004/4006/4009/4010/4123/4218/4219/4220	Artemis Bowden Academy	515 Willow St.	San Antonio, TX	78202
VC 203	4011	/4012/4029	Claude Black Community Center	2805 E. Commerce	San Antonio, TX	78202
VC 204	4015		Beacon Hill Academy	1411 W. Ashby Pl.	San Antonio, TX	78201
VC 205	4016	/4027	Eloise Japhet Academy	314 Astor	San Antonio, TX	78210
VC 206	4017		SAC Victory Center	1819 N. Main Ave.	San Antonio, TX	78212

VC 207	4019	/4020/4124	Inez Foster Elementary School	6718 Pecan Valley	San Antonio, TX	78223
VC 208	4023	/4200	Harry H. Rogers Middle School	314 Galway Dr.	San Antonio, TX	78223
VC 209	4024		Kate Schenck Elementary School	101 Kate Schenck	San Antonio, TX	78223
VC 210	4026		McCreless Branch Library	1023 Ada St.	San Antonio, TX	78210
VC 211	4028	/4013/4177	Bode Community Center	900 Rigsby	San Antonio, TX	78210
VC 212	4032	/4025/4031	Highland Hills Elementary School	734 Glamis Ave.	San Antonio, TX	78223
VC 213	4033	/4062/4133/4204	Pecan Valley Elementary School	3966 E. Southcross	San Antonio, TX	78222
VC 214	4036	/4034	Herman Hirsch Elementary School	4826 Seabreeze Dr.	San Antonio, TX	78220
VC 215	4038	/4035/4091/4125/4147/4222	Mount Calvary Lutheran Church	308 Mount Calvary Dr.	San Antonio, TX	78209
VC 216	4039	/4030/4037/4141	Martin Luther King Jr. Academy	3501 Martin Luther King	San Antonio, TX	78220
VC 217	4040	/4111	Bella Cameron Elementary School	3635 Belgium Ln.	San Antonio, TX	78219
VC 218	4044	/4007/4112/4120/4139	Wilshire Elementary School	6523 Cascade Pl.	San Antonio, TX	78218
VC 219	4045	/4135	East Terrell Hills Elementary School	4415 Bloomdale	San Antonio, TX	78218
VC 220	4046	/4117/4210	Tobin Library at Oakwell	4134 Harry Wurzbach	San Antonio, TX	78209
VC 221	4047	/4102/4175/4181	Krueger Middle School	438 Lanark Dr.	San Antonio, TX	78218
VC 222	4048		Riverside Park Elementary School	202 School St.	San Antonio, TX	78210
VC 223	4049	/4154	Ed White Middle School	7800 Midcrown Dr.	San Antonio, TX	78218
VC 224	4051	/4050/4107/4192/4195	Takas Park	9310 Jim Seal Dr.	Windcrest, TX	78239
VC 225	4052	/4022/4115/4131/4134/4149/4206	Royal Ridge Elementary School	5933 Royal Ridge Dr.	San Antonio, TX	78239
VC 226	4056	/4054/4100/4158/4185	Judson ISD Educational Resource Center	8205 Palisades Dr.	Live Oak, TX	78233
VC 227	4060	/4061/4152	Montgomery Elementary School	7047 Montgomery Dr.	San Antonio, TX	78239
VC 228	4064	/4042/4080/4145/4146/4182	Kirby City Hall	112 Bauman St.	Kirby, TX	78219
VC 229	4067	/4059/4114/4162/4191/4196/4197/4223	Old Converse City Hall	407 S. Seguin Rd.	Converse, TX	78109
VC 230	4069	/4085/4101/4159	China Grove City Hall	2412 FM 1516 S.	China Grove, TX	78263
VC 231	4071	/4118/4136/4137/4151	St. Hedwig City Hall	13065 FM - 1346	St. Hedwig, TX	78152
VC 232	4072	/4078/4121/4209	East Central High School	7173 FM 1628	San Antonio, TX	78263

VC 233	4073	/4086/4153/4202	Harmony Elementary School	10625 Green Lake St.	San Antonio, TX	78223
VC 234	4074	/4129/4165/4180	Elmendorf City Hall	8304 FM 327	Elmendorf, TX	78112
VC 235	4076	/4063/4106/4142/4166/4213	Park Village Elementary School	5855 Midcrown	San Antonio, TX	78218
VC 236	4077	/4070/4103/4207/4208/4212	Schaefer Branch Library	6322 US Hwy. 87 E.	San Antonio, TX	78222
VC 237	4079		Coronado Village Elementary School	213 Amistad Blvd	Universal City, TX	78148
VC 238	4082	/4041/4084/4127/4167	Sam Houston High School	4635 E. Houston	San Antonio, TX	78220
VC 239	4088	/4163	Spring Meadows Elementary School	7135 Elm Trail Dr.	San Antonio, TX	78244
VC 240	4089	/4055/4130/4201	Kitty Hawk Middle School	840 Old Cimarron Trail	Universal City, TX	78148
VC 241	4090	/4053/4092	Miller's Point Elementary School	7027 Misty Ridge Dr.	Converse, TX	78109
VC 242	4095	/4094	El Dorado Elementary School	12634 El Sendero	San Antonio, TX	78233
VC 243	4096	/4099	Thousand Oaks Branch Library	4618 Thousand Oaks	San Antonio, TX	78233
VC 244	4098	/4104/4140/4199/4224	Wood Middle School	14800 Judson Rd.	San Antonio, TX	78233
VC 245	4108	/4093/4138/4148	Woodstone Elementary School	5602 Fountainwood	San Antonio, TX	78233
VC 246	4110	/4008/4119/4122/4128/4178/4183/4184/4186/4211/4221	Mirabeau B. Lamar Elementary School	201 Parland	San Antonio, TX	78209
VC 247	4113		Copernicus Community Center	5003 Lord Rd.	San Antonio, TX	78220
VC 248	4126	/4087	Fire Station #3	11917 Lower Seguin Rd.	Schertz, TX	78154
VC 249	4132	/4043/4083/4187/4227	Judson ISD Performing Arts Center	9443 Schaefer Rd.	Converse, TX	78109
VC 250	4143	/4068/4109/4189/4190/4193/4230	Metzger Middle School	7475 Binz-Engleman Rd.	San Antonio, TX	78244
VC 251	4155	/4157	Agnes Cotton Academy	1616 Blanco Rd.	San Antonio, TX	78212
VC 252	4156	/4066	Woodlake Hills Middle School	6625 Woodlake Parkway	San Antonio, TX	78244
VC 253	4161	/4065/4160/4229	Paschall Elementary School	6351 Lake View Dr.	San Antonio, TX	78244
VC 254	4164	/4057/4097/4105/4116/4225/4226	Universal City Hall	2150 Universal City Blvd.	Universal City, TX	78148
VC 255	4171	/4169/4170/4173/4174/4176	Northern Hills Elementary School	13901 Higgins Rd.	San Antonio, TX	78217
VC 256	4179	/3028/4172	Stahl Elementary School	5222 Stahl Rd.	San Antonio, TX	78247
VC 257	4194	/4058/4081/4144/4188	Universal City Library	100 Northview Dr.	Universal City, TX	78148
VC 258	4198	/4150/4168/	Elof STEAM Academy	6335 Beech Trail Dr.	Converse, TX	78109

VC 259	4209		East Central ISD Admin. Office	6634 New Sulphur Springs Rd.	San Antonio, TX	78263
*Site Location and Physical Area subject to change						
*Sitio y ubicación física sujetos a cambios						

RETRIEVED FROM DEMOCRACYDOCKET.COM

**AMENDED ORDER TO CONDUCT
JOINT GENERAL, SPECIAL, CHARTER AND BOND ELECTION TO BE HELD
ON NOVEMBER 8, 2022**

WHEREAS, Election Code Sections 4.003(b) requires the Governor to order the NOVEMBER 8, 2022 GENERAL ELECTION and Bexar County will hold a JOINT GENERAL, SPECIAL, CHARTER AND BOND ELECTION with the Edwards Aquifer Authority, Alamo Heights ISD, Comal ISD, East Central ISD, Edgewood ISD, Judson ISD, North East ISD, Schertz-Cibolo-Universal City ISD, Somerset ISD, South San Antonio ISD, Southside ISD, Cities of Castle Hills, China Grove, Converse, Helotes, Hill Country Village, Leon Valley, Schertz, Terrell Hills, Universal City, Windcrest, the Bexar County WD #10, Green Valley Special District, for the purpose of voting on federal, state, county, city and trustee candidates, a Special, Charter and a Bond Election;

NOW THEREFORE, IT IS ORDERED by the Commissioners Court of Bexar County, Texas, that the election be conducted in Bexar County on NOVEMBER 8, 2022 from 7:00 a.m. to 7:00 p.m. at the vote centers designated in Commissioners Court on August 23, 2022 attached hereto as Exhibit "A" (subject to change).

IT IS FURTHER ORDERED that early voting in Bexar County for said election shall be conducted at the locations listed on Exhibit "B" (subject to change) designated in Commissioners Court order of August 23, 2022 establishing early voting locations and that such early voting shall be conducted as stated in Exhibit "B".

September 6, 2022

DATE


NELSON W. WOLFF

Bexar County Judge

ORDER DESIGNATING A MAIN EARLY VOTING PLACE AND ESTABLISHING BRANCH POLLING PLACES FOR THE JOINT GENERAL, SPECIAL, CHARTER AND BOND ELECTION TO BE HELD ON NOVEMBER 8, 2022

WHEREAS, a JOINT GENERAL, SPECIAL, CHARTER AND BOND ELECTION is called for NOVEMBER 8, 2022, in Bexar County with the Edwards Aquifer Authority, Alamo Community Colleges, Alamo Heights ISD, Comal ISD, East Central ISD, Edgewood ISD, Judson ISD, North East ISD, Schertz-Cibolo-Universal City ISD, Somerset ISD, South San Antonio ISD, Southside ISD, Cities of Castle Hills, China Grove, Converse, Helotes, Hill Country Village, Leon Valley, Schertz, Terrell Hills, Universal City, Windcrest, the Bexar County WD #10, Green Valley Special District, for the purpose of voting on federal, state, county, city and trustees candidates and a Special, Charter and Bond Election; and

WHEREAS, Election Code Section 85.002 mandates that Commissioners Court designate a main early voting place and Election Code §85.062 allows Commissioners Court to also establish branch polling places for early voting other than the main early voting location in each state representative district containing territory covered by the election; and

WHEREAS, Commissioners Court has considered the matter and determined that the establishment of branch polling places will facilitate early voting;

NOW, THEREFORE, IT IS ORDERED that the Bexar County Elections Office at 1103 S. Frio is designated as the main early polling place for the NOVEMBER 8, 2022 JOINT GENERAL, SPECIAL, CHARTER AND BOND ELECTION:

IT IS FURTHER ORDERED that the following locations are established as a branch early voting polling places for said election:

THE HOURS OF EARLY VOTING WILL BE: (LAS HORAS Y FECHAS DE VOTACIÓN ADELANTADA SERÁN:)

Monday, October 24 thru Friday, October 28, 2022.....8:00 a.m. to 6:00 p.m.

Lunes 24 de octubre de 2022 hasta viernes 28 de octubre de 2022....8:00 a.m. a 6:00 p.m.

Saturday, October 29, 2022.....8:00 a.m. to 8:00 p.m.

Sábado 29 de octubre de 2022.....8:00 a.m. a 8:00 p.m.

Sunday, October 30, 2022.....12:00 noon to 6:00 p.m.

Domingo 30 de octubre de 2022.....12:00 noon to 6:00 p.m.

Monday, October 31 thru Friday, November 4,.....8:00 a.m. to 8:00 p.m.

Lunes 31 de octubre de 2022 hasta viernes 4 de noviembre de 2022..8:00 a.m. a 8:00 p.m.

October 24, 2022 – November 4, 2022

SUN	MON	TUES	WED	THURS	FRI	SAT
23	24 *****	25 *****	26 *****	27 *****	28 *****	29 *****
30 *****	31 *****	1 *****	2 *****	3 *****	4 *****	5
6	7	8 Election Day				

Legend: ***** Indicates dates open for early voting

Main Early Voting Location: (Localidad Principal de Votación Adelantada:)

BEXAR COUNTY ELECTIONS DEPARTMENT.....1103 S. Frio

DEAF LINK available for the hearing impaired

In addition to the main early polling place, early voting will be conducted at the following locations: (Ademas de la localidad principal, votacion adelantada se llevara a cabo en las siguiente localidades:)

BEXAR COUNTY JUSTICE CENTER...(Basement)... (Sotano).....300 Dolorosa

*****Bexar County Justice Center closes at 6:00 p.m. Also closed Saturday and Sunday**

BROOKHOLLOW BRANCH LIBRARY.....530 Heimer Road

CASTLE HILLS CITY HALL... (Community Room).....209 Lemonwood Dr

CLAUDE BLACK CENTER2805 East Commerce

CODY BRANCH LIBRARY.....	11441 Vance Jackson
OLD CONVERSE CITY HALL.....	407 S. Seguin Rd
COPERNICUS COMMUNITY CENTER.....	5003 Lord Rd
CORTEZ BRANCH LIBRARY.....	2803 Hunter Blvd
EAST CENTRAL ISD (Boardroom).....	6634 New Sulphur Springs Rd.
ENCINO BRANCH LIBRARY.....	2515 East Evans Rd
GREAT NORTHWEST BRANCH LIBRARY.....	9050 Wellwood
GUERRA BRANCH LIBRARY.....	7978 W. Military Drive
HELOTES CITY HALL	12951 Bandera Rd
IGO BRANCH LIBRARY.....	13330 Kyle Seale Parkway
JOHNSTON BRANCH LIBRARY	6307 Sun Valley Drive
KIRBY CITY HALL.....	112 Bauman
LAS PALMAS BRANCH LIBRARY.....	515 Castroville Rd
LEON VALLEY CONFERENCE CENTER	6421 Evers Rd
LION'S FIELD.....	2809 Broadway
MAVERICK BRANCH LIBRARY.....	8700 Mystic Park
MCCRELESS BRANCH LIBRARY.....	1023 Ada Street
MISSION BRANCH LIBRARY.....	3134 Roosevelt Ave
NORTHSIDE ACTIVITY CENTER.....	7001 Culebra
NORTHWEST VISTA COLLEGE... (Pecan Hall, Rm 100)	3535 N. Ellison Dr
OLMOS PARK CITY HALL.....	120 El Prado W.
PALO ALTO COLLEGE...(Performing Arts Center, Rm 163).....	1400 W. Villaret Blvd
PARMAN BRANCH LIBRARY@Stone Oak.....	20735 Wilderness Oak
PRECINCT 1 SATELLITE OFFICE.....	3505 Pleasanton
PRECINCT 3 SATELLITE OFFICE.....	320 Interpark Blvd.
SCHAEFER BRANCH LIBRARY.....	6322 US Hwy 87 E
SEMMES BRANCH LIBRARY @ Comanche Lookout Park.....	15060 Judson Road
SHAVANO PARK CITY HALL... (Lobby).....	900 Saddletree Ct
SOMERSET CITY HALL.....	7360 E 6 th St. Somerset
SOUTHSIDE ISD ADMIN BLDG	1460 Martinez-Losoya Rd

TOBIN BRANCH LIBRARY @OAKWELL.....4134 Harry Wurzbach
UNIVERSAL CITY LIBRARY.....100 Northview Dr
UTSA... (Bexar Room).....1 UTSA Circle
VAN RAUB ELEMENTARY (Rock House).....8776 Dietz Elkhorn
WINDCREST TAKAS PARK CIVIC CENTER.....9310 Jim Seal Dr
WONDERLAND MALL OF THE AMERICAS @ CROSSROADS(Lower Level, (A-17).....4522 Fredericksburg Rd
WOODLAWN POINTE CENTER FOR COMMUNITY.....702 Donaldson Ave

subject to change

(sujeto a cambio)

Last day to receive an application to vote by mail is October 28, 2022.

For more information contact the office of the Bexar County Elections Administrator, Jacquelyn F. Callanen, at (210) 335-VOTE (8683)


(Para mas informacion comuniquese con oficina del Condado de Bexar Administrador de Elecciones, Jacquelyn F. Callanen, al telefono (210) 335-VOTE (8683))

subject to change

(sujeto a cambio)

September 6, 2022

Date


NELSON W. WOLFF
Bexar County Judge

**JOINT GENERAL, SPECIAL, CHARTER AND BOND ELECTION
ELECCION GENERAL, ESPECIAL, CARTA Y BONOS CONJUNTO
NOVEMBER 8, 2022
8 de noviembre de 2022**

VOL 130 | PG 774

THE HOURS OF EARLY VOTING WILL BE: (LAS HORAS Y FECHAS DE VOTACIÓN ADELANTADA SERAN:)

Monday, October 24 thru Friday, October 28, 2022.....8:00 a.m. to 6:00 p.m.
Lunes 24 de octubre de 2022 hasta viernes 28 de octubre de 2022.....8:00 a.m. a 6:00 p.m.
Saturday, October 29, 2022.....8:00 a.m. to 8:00 p.m.
Sábado 29 de octubre de 2022.....8:00 a.m. a 8:00 p.m.
Sunday, October 30, 2022.....12:00 noon to 6:00 p.m.
Domingo 30 de octubre de 2022.....12:00 noon to 6:00 p.m.
Monday, October 31 thru Friday, November 4, 20228:00 a.m. to 8:00 p.m.
Lunes 31 de octubre de 2022 hasta viernes 4 de noviembre de 2022.....8:00 a.m. a 8:00 p.m.

October 24, 2022 – November 4, 2022

SUN	MON	TUES	WED	THURS	FRI	SAT
23	24 *****	25 *****	26 *****	27 *****	28 *****	29 *****
30 *****	31 *****	1 *****	2 *****	3 *****	4 *****	5
6	7	8 Election Day				

Legend: ***** Indicates dates open for early voting

Main Early Voting Location: (Localidad Principal de Votación Adelantada:)

BEXAR COUNTY ELECTIONS DEPARTMENT.....1103 S. Frio
DEAF LINK available for the hearing impaired

In addition to the main early polling place, early voting will be conducted at the following locations:
(Ademas de la localidad principal, votacion adelantada se llevara a cabo en las siguiente localidades:)

BEXAR COUNTY JUSTICE CENTER...(Basement).....300 Dolorosa
(Sotano)

*****Bexar County Justice Center closes at 6:00 p.m. Also closed Saturday and Sunday**

BROOKHOLLOW LIBRARY.....	530 Helmer Road
CASTLE HILLS CITY HALL... (Community Room).....	209 Lemonwood Dr
CLAUDE BLACK CENTER.....	2805 East Commerce
CODY BRANCH LIBRARY.....	11441 Vance Jackson
OLD CONVERSE CITY HALL.....	407 S. Seguin Rd
COPERNICUS COMMUNITY CENTER.....	5003 Lord Rd
CORTEZ BRANCH LIBRARY.....	2803 Hunter Blvd
ENCINO BRANCH LIBRARY.....	2515 East Evans Rd
GREAT NORTHWEST BRANCH LIBRARY.....	9050 Wellwood
GUERRA BRANCH LIBRARY.....	7978 W. Military Drive
HELOTES CITY HALL	12951 Bandera Rd
IGO BRANCH LIBRARY.....	13330 Kyle Seale Parkway
JOHNSTON BRANCH LIBRARY.....	6307 Sun Valley Drive
KIRBY CITY HALL.....	112 Bauman
LEON VALLEY CONFERENCE CENTER.....	6421 Evers Rd
LION'S FIELD.....	2809 Broadway
MAVERICK BRANCH LIBRARY.....	8700 Mystic Park
MEMORIAL BRANCH LIBRARY.....	3222 Culebra Rd.
MCCRELESS BRANCH LIBRARY.....	1023 Ada Street
MISSION BRANCH LIBRARY.....	3134 Roosevelt Ave
NORTHSIDE ACTIVITY CENTER.....	7001 Culebra
NORTHWEST VISTA COLLEGE... (Pecan Hall, Rm 100).....	3535 N. Ellison Dr
OLMOS PARK CITY HALL.....	120 El Prado W.
OUR LADY OF THE LAKE UNIVERSITY.....	411 S.W. 24th St.
PALO ALTO COLLEGE... (Performing Arts Center, Rm 163).....	1400 W. Villaret Blvd
PARMAN BRANCH LIBRARY@Stone Oak.....	20735 Wilderness Oak
PRECINCT 1 SATELLITE OFFICE.....	3505 Pleasanton
SCHAEFER BRANCH LIBRARY.....	6322 US Hwy 87 E
SEMMES BRANCH LIBRARY @ Comanche Lookout Park.....	15060 Judson Road
SHAVANO PARK CITY HALL... (Lobby).....	900 Saddletree Ct
SOMERSET CITY HALL.....	7360 E 6 th St. Somerset
SOUTHSIDE ISD ADMIN BLDG	1460 Martinez-Losoya Rd
TOBIN BRANCH LIBRARY @OAKWELL.....	4134 Harry Wurzbach
UNIVERSAL CITY LIBRARY.....	100 Northview Dr
UTSA... (Bexar Room).....	1 UTSA Circle
VAN RAUB ELEMENTARY.....	8776 Dietz Elkhorn
WINDCREST TAKAS PARK CIVIC CENTER.....	9310 Jim Seal Dr
WONDERLAND MALL OF THE AMERICAS @ CROSSROADS (Upper Level B61).....	4522 Fredericksburg Rd

subject to change
(*sujeito a cambio*)

Last day to receive an application to vote by mail is October 28, 2022.

For more information contact the office of the Bexar County Elections Administrator, Jacquelyn F. Callanen, at (210) 335-VOTE (8683) . www.bexar.org/elections

(Para mas informacion comuniquese con oficina del Condado de Bexar Administrador de Elecciones, Jacquelyn F. Callanen, al telefono (210) 335-VOTE (8683)). www.bexar.org/elections

Exhibit E

RETRIEVED FROM DEMOCRACYDOCKET.COM



1405 Montopolis Dr.
Austin, TX 78741
512-474-5073(p) 512-474-0726(f)
texascivilrightsproject.org

September 28, 2022

Bexar County District Attorney's Office
101 W. Nueva
Paul Elizondo Tower 4th Floor
San Antonio, TX 78205

Via e-mail

Re: Legally Insufficient Number of Election Day Vote Centers in Bexar County

We are writing in light of the Commissioners Court's approval of 259 Election Day vote centers for the upcoming election. Although the Court instructed the Elections Administrator to return with a list of 302 Election Day locations, it does not appear that action has been taken or will be taken to increase the number of vote centers beyond 267.¹ Because the currently approved number of polling locations is legally insufficient, as detailed below and as the County should be well aware of based on court proceedings from 2020, **we are requesting that the County confirm in writing by no later than 3 p.m. Monday, October 3, how many polling locations it intends to have open on Election Day for the November 2022 General Election (allowing for the possibility that the number may eventually need to be adjusted very slightly due to circumstances).**

Unfortunately, the Elections Department's plan to reduce the number of Election Day polling locations flies directly in the face of the plain language of the Election Code and a prior court ruling. *See Order, TOP v. Callanen*, 2020CI19387 (45th Dist. Bexar Co. Oct. 14, 2020) (hereinafter *TOP Order*).

As you know, Bexar County participates in the Countywide Polling Place Program, which enables voters to cast their ballot at any polling place irrespective of the election precinct in which they reside. The county is permitted to use this system pursuant to TEC Section 43.007. Section 43.007, however, requires that "[t]he total number of countywide polling places may not be less than . . . 50 percent of the number of precinct polling places that would otherwise be located in the county for that election." Tex. Elec. Code § 43.007(f). The starting point for determining how many polling places the county would "otherwise" be legally required to provide is section 43.001 of the Code, which mandates that "[e]ach election precinct established for an election shall be served by a single polling place located within the boundary of the precinct."

¹ <https://sanantonioreport.org/bexar-county-elections-700k-voter-turnout-november-8/>

In theory, a county might reduce the baseline number of required polling places by “combining certain precincts,” as permitted under TEC Section 42.0051. However, there are specific provisions governing how and when such combinations can occur.

- First, only the Commissioners Court, not the Election Administrator, can combine precincts for a general election. § 42.0051(a); *see also* TOP Order at ¶ 6 (“The Bexar County Commissioners Court has not ordered that any precincts containing fewer than 750 registered voters be combined with other precincts for the November 2020 election. For precincts to be combined, the Commissioners Court must order them to be so.”); *Honts v. Shaw*, 975 S.W.2d 816, 821 (Tex. App.—Austin 1998, no pet.) (“[The] administrator simply joined certain polling places due to the fact that he could not find a polling place or election workers for those precincts; the joining of the nineteen polling places therefore did not constitute combining of precincts under section 42.0051 of the Election Code.”).
- Second, for large counties, only a precinct with fewer than 750 registered voters is eligible to be combined with other precincts. Tex. Elec. Code § 42.0051(b); *see also* Texas Secretary of State, *Precincts and Polling Places* (Sep. 28, 2022) <https://www.sos.state.tx.us/elections/forms/webinars/Precincts-and-Polling-Places-and-Redistricting.ppsx> (“If as a result of redistricting, a county election precinct is left with fewer than 500 voters [750 for larger counties], the county may combine it with another county election precinct.”).
- Third, only small precincts that were drawn as a result of redistricting are eligible to be combined. Tex. Elec. Code § 42.0051(a); *see also* TOP Order at ¶ 7 (“Numerous under-750 voter precincts are not combinable because they do not currently exist as a result of a redistricting plan. . . . Only precincts that are redrawn to give effect to a redistricting plan are combinable under the law.”).
- Fourth, a precinct may not be combined if doing so would “result[] in discouraging participation by a group covered by the Voting Rights Act in any political or electoral process” Tex. Elec. Code § 42.0051(d). As found in the 2020 lawsuit, drastically reducing the polling locations in communities of color discourages participation and thus makes combining certain precincts impermissible. TOP Order at ¶¶ 8-14.

As in 2020, the Bexar County Elections Department is basing its calculation of the minimum number of required polling places off an incorrect theoretical ability to combine any precincts rather than on an actual, legally permissible combination of certain precincts ordered by Commissioners Court.

This is not just our opinion of the Election Code, but rather one which a Bexar County District Judge agreed with. At Commissioners Court, the Election Administrator incorrectly informed Commissioners that the Judge’s 2020 ruling was based on the misunderstanding that Bexar County was not participating in the Countywide Polling Place Program. Of course, as is



1405 Montopolis Dr.
Austin, TX 78741
512-474-5073(p) 512-474-0726(f)
texascivilrightsproject.org

evident in the Judge's Order (attached hereto for convenience), the Judge correctly applied the laws as they relate to Countywide Polling. *See TOP Order* at ¶ 3.

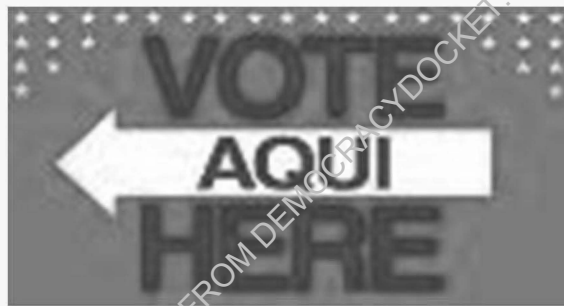
We hope that the County will choose to not waste precious public resources re-litigating an issue that has previously been decided, but rather that it will willingly side with increasing voter access as required by law. Therefore we request the written response detailed in the first paragraph of this letter.

Sincerely,

Joaquin Gonzalez
Voting Rights Attorney
Texas Civil Rights Project
210-663-6727
joaquin@texascivilrightsproject.org

RETRIEVED FROM DEMOCRACYDOCKET.COM

Precincts and Polling Places



Elections Division – Legal Section
December 2018



TEXAS SECRETARY OF STATE

	Combine (42.0051)	Consolidate (42.008/42.009)
Description	<p>If as a result of redistricting, a county election precinct is left with fewer than 500 voters, the county may combine it with another county election precinct.</p> <p>*If county over 250,000 or more, may combine if 500 or more but fewer than 750 voters.</p>	<p>If it is a special election ordered by the governor or a primary election, a county election precinct may be consolidated with another county election precinct.</p>
Purpose	Avoid additional expenditures in precinct with fewer voters.	Avoid additional expenditures in certain elections.
Limitation	May not combine in such a manner that violates Voting Rights Act.	May not consolidate in such a manner that does not provide polling places that adequately serve voters.
Duration	<p>Single election.</p> <p>*In March/April of odd year, commissioners court should review boundary lines.</p>	Single election.
Elections	General Election, Special Election, Primary Election	Special Election, Primary Election
Different Ballot Styles?	Yes.	No. NOTE: In special election, must have at least one consolidated precinct wholly located in each commissioner precinct.
Records	Records must be maintained and reported by county election precinct.	Records must be maintained and reported by consolidated precinct.

NO. 2020-CI-19387

TEXAS ORGANIZING PROJECT; MOVE § IN THE DISTRICT COURT
TEXAS CIVIC FUND; JENNIFER K. §
FALCON §
§
§
Plaintiffs §
v. §
§ OF BEXAR COUNTY, TEXAS
§
JACQUE CALLANEN, in her official §
capacity as the Bexar County Elections §
Administrator; JUDGE NELSON WOLFF, §
in his official capacity as Bexar County §
Judge; COMMISSIONER SERGIO §
RODRIGUEZ, in his official capacity as §
Bexar County Commissioner; §
COMMISSIONER JUSTIN RODRIGUEZ, §
in his official capacity as Bexar County § 45th JUDICIAL DISTRICT
Commissioner; COMMISSIONER KEVIN §
WOLFF, in his official capacity as Bexar §
County Commissioner; COMMISSIONER §
TOMMY CALVERT, in his official capacity §
as Bexar County Commissioner §
§
Defendants §

ORDER ON APPLICATION FOR TEMPORARY INJUNCTION

On October 12, 2020, came to be heard the Plaintiffs' Application for Temporary Injunction. The Court, having considered the application along with the supporting and opposing briefing and the applicable law cited therein, evidence presented, arguments of counsel, and the pleadings on file in this case, is of the opinion:

Defendants' Plea to the Jurisdiction should be, and hereby is, DENIED.

Plaintiffs' Application for a Temporary Injunction should be GRANTED. The Court further FINDS:

- 1) Defendants imminently stand to violate Texas Election Code Section 4.003 by failing to post a notice containing each polling place on the Bexar County Elections Department's website twenty-one days before Election Day.
- 2) Defendants imminently stand to violate Texas Election Code Section 43.007 by planning to operate 284 Election Day polling locations for the 2020 General Election.
- 3) Bexar County has 734 election precincts. Texas Election Code Section 43.007 requires that that a county using countywide polling must operate "50 percent of the number of precinct polling places that would otherwise be located in the county for that election." 50 percent of 734 is 367 locations.
- 4) Defendants base their ability to operate only 284 locations on a theoretical ability to combine all precincts with fewer than 750 registered voters together with other precincts under Texas Election Code Section 42.0051.
- 5) Texas Election Code Section 42.0051 only allows precincts with fewer than 750 registered voters to be combined if: (a) the Commissioners Court formally orders specific precincts to be combined; (b) the precincts being combined were drawn in order to "give to give effect to a redistricting plan;" (c) the combination of the precincts would not "result[] in discouraging participation by a group covered by the Voting Rights Act in any political or electoral process or procedure because of the location of a polling place or other factors."
- 6) The Bexar County Commissioners Court has not ordered that any precincts containing fewer than 750 registered voters be combined with other precincts for the November 2020 election. For precincts to be combined, the Commissioners Court must order them to be so. *See Honts v. Shaw*, 975 S.W.2d 816, 821 (Tex. App.—Austin 1998, no pet.) ("[The] administrator simply joined certain polling places due to the fact that he could not find a

polling place or election workers for those precincts; the joining of the nineteen polling places therefore did not constitute combining of precincts under section 42.0051 of the Election Code.”).

- 7) Numerous under-750 voter precincts are not combinable because they do not currently exist as a result of a redistricting plan. Pl. Supp. Appx. at 577-616 (Ex. M to App. for Temporary Injunction – precinct shapes and electoral districts). Only precincts that are redrawn to give effect to a redistricting plan are combinable under the law.
- 8) Defendants would also not be able to combine all of the proposed precincts because doing so would discourage participation by groups covered by the Voting Rights Act.
- 9) Voter turnout is negatively impacted by increasing the time and distance it takes to get to a polling place, as well as voter confusion when locations are closed. Evidence shows that an increase of .25 miles to a polling location can lead to a decrease in turnout of up to 5%.
- 10) Voters of color are especially sensitive to and impacted by increased distances.
- 11) Combining all of the precincts with fewer than 750 registered voters into other precincts would affect voters in those precincts by significantly increasing those distances. Pl. Supp. Appx. at 619 (Ex. N to Pl. App. for Temp. Inj. – analysis of distances to polling locations).
- 12) Bexar County has not analyzed what impact the proposed combinations would have on VRA-protected groups, nor can it because Commissioners Court has not ordered specific precincts to be combined. This failure additionally demonstrates that Bexar County has not done the analysis to determine whether it is theoretically possible to legally combine all of the proposed precincts combinations.
- 13) The evidence shows that combining polling locations demonstrably increases burdens on voters of color and Spanish-language voters, in particular on those voters who live in

precincts with fewer than 750 registered voters. Specifically, the additional closure of polling locations in 2020 will negatively impact African American and Hispanic voters in those precincts as well as all Bexar County voters. Therefore, these precincts are not combinable under the Texas Election Code and cannot be used to calculate the baseline for the minimum number of polling locations under the Countywide Polling Place Program.

14) Because Bexar County has predicated its ability to operate fewer than 367 polling locations on a theoretical, but unlawful, ability to combine certain precincts, it therefore does not have the ability to reduce the number of election day polling locations down to the proposed 284. Because Bexar County Commissioners Court has not ordered any precinct combinations for the Nov. 2020 general election, the legally required number of locations is 367. Even if the Commissioners Court had ordered precincts combined, a significant enough number of precincts cannot be combined because they are not drawn to give effect to a redistricting plan and because their combination would have a legally significant impact on discouraging VRA-protected groups such that the County would have to operate 302 or more Election Day vote centers.

15) Bexar County Elections has received \$1,740,599 in federal funds appropriated from the Help America Vote Act and \$4,400,000 in federal Coronavirus Relief Funds appropriated by the Bexar Commissioners Court to support the administration of elections during the global pandemic. Ex. H to Pl. Verified Pet.

16) Bexar County has appropriated \$4,278,082 in funding to the Elections Department for the fiscal year 2020-2021 from the county's general fund. Pl. Supp. Appx. at 91 (Ex. L, Attachment G to Pl. App. for Temp. Inj. – Bexar County 2020-2021 proposed budget).

- 17) Bexar County was awarded a \$1.9 million grant for election support from the Center for Tech and Civic Life. Pl. Verified Pet. at ¶ 56.
- 18) Prior to the filing of this lawsuit, the Bexar County Commissioners Court publicly expressed that they would support Defendant Callanen with whatever resources are necessary to expand access and successfully administer the 2020 General Election. Pl. Verified Pet. at ¶ 55.
- 19) Judson ISD, Northside ISD, and Northeast ISD have designated Election Day as a staff and student holiday in order to have their campuses available for use as polling locations. Pl. Supp. Appx. at 65-67 (Ex. L, Attachments D-F to Pl. App. for Temp. Inj. – school district calendars).
- 20) Defendant Callanen testified that 14 of the Election Day polling locations that were operated in 2018 but are not being operated in 2020 were at school campuses in Judson ISD, Northside ISD, and Northeast ISD. If these campuses were used as Election Day sites in 2020, there would only be 4 additional locations that Defendants need to identify.
- 21) Defendant did not provide evidence of a burden on the County to operate the same number of polling locations as it did in 2018.
- 22) During its Get Out The Vote (GOTV) efforts, Plaintiff MOVE has encountered individuals who have expressed that they are unlikely to go vote because they cannot make it to a polling place due to lack of transportation.
- 23) Plaintiff MOVE works primarily with populations that are majority persons of color.
- 24) Plaintiff TOP's membership is majority persons of color. These voters are harmed by increased travel distances to the polls and longer lines at the polls due to consolidated or removed locations.

- 25) Plaintiff TOP's members additionally help individuals who lack transportation get to the polls in order to vote. These efforts are made more difficult when polling places are closed or are made more distant from the voters.
- 26) Closure of historic polling places increases information costs for voters, including TOP members seeking to vote on Election Day. Not providing proper notice of polling locations also increases those voter information costs and harms Plaintiff organizations in their ability to execute their GOTV activities and plan for Election Day.
- 27) The injury to the Plaintiffs as a result of Defendants' violations of the Election Code outweighs the burden, if any, to Defendants.
- 28) The public interest lies in increased voter participation and following the plain language of the Texas Election Code with regards to the provisions at issue in this case.

The Court therefore ORDERS:

- 29) Defendants to operate a minimum of 302 Election Day polling locations on November 3, 2020 from 7 a.m. to 7 p.m.
- 30) Defendants to post a Notice of the Election that includes a complete list of Election Day polling locations to the Bexar County Election Department's website no later than October 13, 2020.
- 31) Defendants to update the online list of Election Day polling locations with additional sites within 24 hours of securing those sites.
- 32) Defendants to identify by October 22, 2020 the additional locations required to operate 302 Election Day polling locations and provide those specific locations to Plaintiffs and update the online notice with any new locations within 24 hours therefrom.

It is further ORDERED that for this Temporary Injunction Order to be effective under the

law, cash bond in the amount of \$ 500.00 shall be required of Plaintiffs and filed with the District Clerk of Bexar County, Texas. The Clerk of Court shall forthwith issue a writ of Temporary Injunction in conformity with the law and terms of this Order. Once effective, this Order shall remain in full force and effect until final judgment in the trial on this matter.

The Court ORDERS a final trial on this matter to begin on 10/23/20 at 9:00 a.m./p.m. ~~X~~.

SIGNED October 13, 2020

Karen Pozza
Judge Presiding

RETRIEVED FROM DEMOCRACYDOCKET.COM

Exhibit F

RETRIEVED FROM DEMOCRACYDOCKET.COM

Summary Results Report
May 24, 2022 Joint Primary Runoff Election
May 24, 2022

UNOFFICIAL RESULTS

Bexar County

1001

Statistics

	TOTAL	Election Day	Absentee	Early Voting
Registered Voters - Total	878			
Ballots Cast - Total	148	59	15	74
Ballots Cast - Democratic Party	131	52	14	65
Voter Turnout - Total	16.86%			

DEM Lieutenant Governor

Vote For 1

	TOTAL	Election Day	Absentee	Early Voting
Michelle Beckley	60	25	4	31
Mike Collier	61	21	10	30

DEM Attorney General

Vote For 1

	TOTAL	Election Day	Absentee	Early Voting
Rochelle Mercedes Garza	93	41	7	45
Joe Jaworski	33	7	7	19

DEM Comptroller of Public Accounts

Vote For 1

	TOTAL	Election Day	Absentee	Early Voting
Angel Luis Vega	53	20	6	27
Janet T. Dudding	62	24	8	30

DEM Commissioner of the General Land Office

Vote For 1

	TOTAL	Election Day	Absentee	Early Voting
Sandragrace Martinez	67	30	4	33
Jay Kleberg	57	18	10	29

DEM County Judge County Races

Vote For 1

	TOTAL	Election Day	Absentee	Early Voting
Ina Minjarez	64	30	7	27
Peter Sakai	64	22	7	35

DEM Judge, County Court at Law No. 2 County Races

Vote For 1

	TOTAL	Election Day	Absentee	Early Voting
Melissa Saenz	61	20	7	34
Maria Teresa Garcia	54	25	7	22

DEM District Clerk County Races

Vote For 1

	TOTAL	Election Day	Absentee	Early Voting
Gloria A. Martinez	45	13	5	27
Christine "Chris" Castillo	76	35	9	32

Summary Results Report
May 24, 2022 Joint Primary Runoff Election
May 24, 2022

UNOFFICIAL RESULTS

Bexar County

1002

Statistics

	TOTAL	Election Day	Absentee	Early Voting
Registered Voters - Total	671			
Ballots Cast - Total	57	23	14	20
Ballots Cast - Democratic Party	32	9	11	12
Voter Turnout - Total	8.49%			

DEM Lieutenant Governor

Vote For 1

	TOTAL	Election Day	Absentee	Early Voting
Michelle Beckley	25	8	10	7
Mike Collier	5	0	1	4

DEM Attorney General

Vote For 1

	TOTAL	Election Day	Absentee	Early Voting
Rochelle Mercedes Garza	24	6	9	9
Joe Jaworski	6	2	2	2

DEM Comptroller of Public Accounts

Vote For 1

	TOTAL	Election Day	Absentee	Early Voting
Angel Luis Vega	18	4	7	7
Janet T. Dudding	12	3	4	5

DEM Commissioner of the General Land Office

Vote For 1

	TOTAL	Election Day	Absentee	Early Voting
Sandragrace Martinez	26	7	10	9
Jay Kleberg	4	0	1	3

DEM County Judge County Races

Vote For 1

	TOTAL	Election Day	Absentee	Early Voting
Ina Minjarez	13	2	4	7
Peter Sakai	17	5	7	5

DEM Judge, County Court at Law No. 2 County Races

Vote For 1

	TOTAL	Election Day	Absentee	Early Voting
Melissa Saenz	12	4	4	4
Maria Teresa Garcia	17	3	7	7

DEM District Clerk County Races

Vote For 1

	TOTAL	Election Day	Absentee	Early Voting
Gloria A. Martinez	18	5	6	7
Christine "Chris" Castillo	12	2	5	5

Summary Results Report
May 24, 2022 Joint Primary Runoff Election
May 24, 2022

UNOFFICIAL RESULTS

Bexar County

1003

Statistics

	TOTAL	Election Day	Absentee	Early Voting
Registered Voters - Total	2,191			
Ballots Cast - Total	165	87	14	64
Ballots Cast - Democratic Party	140	74	14	52
Voter Turnout - Total	7.53%			

DEM Lieutenant Governor

Vote For 1

	TOTAL	Election Day	Absentee	Early Voting
Michelle Beckley	78	41	7	30
Mike Collier	48	25	5	18

DEM Attorney General

Vote For 1

	TOTAL	Election Day	Absentee	Early Voting
Rochelle Mercedes Garza	101	56	8	37
Joe Jaworski	29	11	5	13

DEM Comptroller of Public Accounts

Vote For 1

	TOTAL	Election Day	Absentee	Early Voting
Angel Luis Vega	59	31	4	24
Janet T. Dudding	63	32	8	23

DEM Commissioner of the General Land Office

Vote For 1

	TOTAL	Election Day	Absentee	Early Voting
Sandragrace Martinez	84	42	9	33
Jay Kleberg	42	24	3	15

DEM County Judge County Races

Vote For 1

	TOTAL	Election Day	Absentee	Early Voting
Ina Minjarez	66	35	6	25
Peter Sakai	70	38	7	25

DEM Judge, County Court at Law No. 2 County Races

Vote For 1

	TOTAL	Election Day	Absentee	Early Voting
Melissa Saenz	73	41	7	25
Maria Teresa Garcia	51	25	5	21

DEM District Clerk County Races

Vote For 1

	TOTAL	Election Day	Absentee	Early Voting
Gloria A. Martinez	64	33	5	26
Christine "Chris" Castillo	63	33	7	23

Summary Results Report
May 24, 2022 Joint Primary Runoff Election
May 24, 2022

UNOFFICIAL RESULTS

Bexar County

1003

DEM Precinct Chair, Precinct No. 1003 Precinct Chair 1003

Vote For 1

	TOTAL	Election Day	Absentee	Early Voting
Roberta "Nina" Hassele	73	39	7	27
Raul Gomez	40	20	4	16

RETRIEVED FROM DEMOCRACYDOCKET.COM

Summary Results Report
May 24, 2022 Joint Primary Runoff Election
May 24, 2022

UNOFFICIAL RESULTS

Bexar County

1004

Statistics

	TOTAL	Election Day	Absentee	Early Voting
Registered Voters - Total	1,024			
Ballots Cast - Total	83	38	15	30
Ballots Cast - Democratic Party	76	33	15	28
Voter Turnout - Total	8.11%			

DEM Lieutenant Governor

Vote For 1

	TOTAL	Election Day	Absentee	Early Voting
Michelle Beckley	39	17	5	17
Mike Collier	30	10	10	10

DEM Attorney General

Vote For 1

	TOTAL	Election Day	Absentee	Early Voting
Rochelle Mercedes Garza	61	23	11	27
Joe Jaworski	10	6	4	0

DEM Comptroller of Public Accounts

Vote For 1

	TOTAL	Election Day	Absentee	Early Voting
Angel Luis Vega	38	16	11	11
Janet T. Dudding	28	11	4	13

DEM Commissioner of the General Land Office

Vote For 1

	TOTAL	Election Day	Absentee	Early Voting
Sandragrace Martinez	46	21	9	16
Jay Kleberg	22	8	6	8

DEM County Judge County Races

Vote For 1

	TOTAL	Election Day	Absentee	Early Voting
Ina Minjarez	29	15	3	11
Peter Sakai	45	17	12	16

DEM Judge, County Court at Law No. 2 County Races

Vote For 1

	TOTAL	Election Day	Absentee	Early Voting
Melissa Saenz	30	12	6	12
Maria Teresa Garcia	38	17	9	12

DEM District Clerk County Races

Vote For 1

	TOTAL	Election Day	Absentee	Early Voting
Gloria A. Martinez	30	12	6	12
Christine "Chris" Castillo	35	16	9	10

Summary Results Report
May 24, 2022 Joint Primary Runoff Election
May 24, 2022

UNOFFICIAL RESULTS

Bexar County

1005

Statistics

	TOTAL	Election Day	Absentee	Early Voting
Registered Voters - Total	832			
Ballots Cast - Total	58	28	7	23
Ballots Cast - Democratic Party	53	23	7	23
Voter Turnout - Total	6.97%			

DEM Lieutenant Governor

Vote For 1

	TOTAL	Election Day	Absentee	Early Voting
Michelle Beckley	36	17	6	13
Mike Collier	15	6	1	8

DEM Attorney General

Vote For 1

	TOTAL	Election Day	Absentee	Early Voting
Rochelle Mercedes Garza	43	20	5	18
Joe Jaworski	10	3	2	5

DEM Comptroller of Public Accounts

Vote For 1

	TOTAL	Election Day	Absentee	Early Voting
Angel Luis Vega	38	15	4	19
Janet T. Dudding	14	8	3	3

DEM Commissioner of the General Land Office

Vote For 1

	TOTAL	Election Day	Absentee	Early Voting
Sandragrace Martinez	45	20	5	20
Jay Kleberg	7	3	2	2

DEM County Judge County Races

Vote For 1

	TOTAL	Election Day	Absentee	Early Voting
Ina Minjarez	20	12	2	6
Peter Sakai	33	11	5	17

DEM Judge, County Court at Law No. 2 County Races

Vote For 1

	TOTAL	Election Day	Absentee	Early Voting
Melissa Saenz	20	10	2	8
Maria Teresa Garcia	29	13	5	11

DEM District Clerk County Races

Vote For 1

	TOTAL	Election Day	Absentee	Early Voting
Gloria A. Martinez	28	14	4	10
Christine "Chris" Castillo	23	9	3	11

Summary Results Report
May 24, 2022 Joint Primary Runoff Election
May 24, 2022

UNOFFICIAL RESULTS

Bexar County

1006

Statistics

	TOTAL	Election Day	Absentee	Early Voting
Registered Voters - Total	2,156			
Ballots Cast - Total	175	100	32	43
Ballots Cast - Democratic Party	151	82	32	37
Voter Turnout - Total	8.12%			

DEM Lieutenant Governor

Vote For 1

	TOTAL	Election Day	Absentee	Early Voting
Michelle Beckley	94	61	16	17
Mike Collier	50	17	16	17

DEM Attorney General

Vote For 1

	TOTAL	Election Day	Absentee	Early Voting
Rochelle Mercedes Garza	116	72	16	28
Joe Jaworski	28	7	15	6

DEM Comptroller of Public Accounts

Vote For 1

	TOTAL	Election Day	Absentee	Early Voting
Angel Luis Vega	103	61	20	22
Janet T. Dudding	42	18	12	12

DEM Commissioner of the General Land Office

Vote For 1

	TOTAL	Election Day	Absentee	Early Voting
Sandragrace Martinez	116	69	20	27
Jay Kleberg	26	10	11	5

DEM County Judge County Races

Vote For 1

	TOTAL	Election Day	Absentee	Early Voting
Ina Minjarez	59	37	7	15
Peter Sakai	91	45	25	21

DEM Judge, County Court at Law No. 2 County Races

Vote For 1

	TOTAL	Election Day	Absentee	Early Voting
Melissa Saenz	76	39	17	20
Maria Teresa Garcia	67	41	13	13

DEM District Clerk County Races

Vote For 1

	TOTAL	Election Day	Absentee	Early Voting
Gloria A. Martinez	73	39	16	18
Christine "Chris" Castillo	74	41	16	17

Summary Results Report
May 24, 2022 Joint Primary Runoff Election
May 24, 2022

UNOFFICIAL RESULTS

Bexar County

1007

Statistics

	TOTAL	Election Day	Absentee	Early Voting
Registered Voters - Total	1,270			
Ballots Cast - Total	126	66	24	36
Ballots Cast - Democratic Party	104	55	23	26
Voter Turnout - Total	9.92%			

DEM Lieutenant Governor

Vote For 1

	TOTAL	Election Day	Absentee	Early Voting
Michelle Beckley	58	29	14	15
Mike Collier	34	16	7	11

DEM Attorney General

Vote For 1

	TOTAL	Election Day	Absentee	Early Voting
Rochelle Mercedes Garza	78	43	16	19
Joe Jaworski	16	4	5	7

DEM Comptroller of Public Accounts

Vote For 1

	TOTAL	Election Day	Absentee	Early Voting
Angel Luis Vega	75	38	17	20
Janet T. Dudding	21	12	3	6

DEM Commissioner of the General Land Office

Vote For 1

	TOTAL	Election Day	Absentee	Early Voting
Sandragrace Martinez	73	38	14	21
Jay Kleberg	22	11	6	5

DEM County Judge County Races

Vote For 1

	TOTAL	Election Day	Absentee	Early Voting
Ina Minjarez	31	19	6	6
Peter Sakai	72	35	17	20

DEM Judge, County Court at Law No. 2 County Races

Vote For 1

	TOTAL	Election Day	Absentee	Early Voting
Melissa Saenz	55	29	13	13
Maria Teresa Garcia	41	21	8	12

DEM District Clerk County Races

Vote For 1

	TOTAL	Election Day	Absentee	Early Voting
Gloria A. Martinez	49	29	7	13
Christine "Chris" Castillo	49	22	14	13

Summary Results Report
May 24, 2022 Joint Primary Runoff Election
May 24, 2022

UNOFFICIAL RESULTS

Bexar County

1008

Statistics

	TOTAL	Election Day	Absentee	Early Voting
Registered Voters - Total	1,844			
Ballots Cast - Total	285	118	27	140
Ballots Cast - Democratic Party	259	112	27	120
Voter Turnout - Total	15.46%			

DEM Lieutenant Governor

Vote For 1

	TOTAL	Election Day	Absentee	Early Voting
Michelle Beckley	101	48	9	44
Mike Collier	142	56	17	69

DEM Attorney General

Vote For 1

	TOTAL	Election Day	Absentee	Early Voting
Rochelle Mercedes Garza	180	80	17	83
Joe Jaworski	72	30	9	33

DEM Comptroller of Public Accounts

Vote For 1

	TOTAL	Election Day	Absentee	Early Voting
Angel Luis Vega	97	39	14	44
Janet T. Dudding	135	58	13	64

DEM Commissioner of the General Land Office

Vote For 1

	TOTAL	Election Day	Absentee	Early Voting
Sandragrace Martinez	108	49	10	49
Jay Kleberg	129	48	16	65

DEM County Judge County Races

Vote For 1

	TOTAL	Election Day	Absentee	Early Voting
Ina Minjarez	109	49	7	53
Peter Sakai	144	60	19	65

DEM Judge, County Court at Law No. 2 County Races

Vote For 1

	TOTAL	Election Day	Absentee	Early Voting
Melissa Saenz	154	64	19	71
Maria Teresa Garcia	76	31	7	38

DEM District Clerk County Races

Vote For 1

	TOTAL	Election Day	Absentee	Early Voting
Gloria A. Martinez	79	29	11	39
Christine "Chris" Castillo	155	71	15	69

Summary Results Report
May 24, 2022 Joint Primary Runoff Election
May 24, 2022

UNOFFICIAL RESULTS

Bexar County

1009

Statistics

	TOTAL	Election Day	Absentee	Early Voting
Registered Voters - Total	1,866			
Ballots Cast - Total	64	34	5	25
Ballots Cast - Democratic Party	44	25	2	17
Voter Turnout - Total	3.43%			

DEM Lieutenant Governor

Vote For 1

	TOTAL	Election Day	Absentee	Early Voting
Michelle Beckley	30	19	1	10
Mike Collier	11	3	1	7

DEM Attorney General

Vote For 1

	TOTAL	Election Day	Absentee	Early Voting
Rochelle Mercedes Garza	30	18	1	11
Joe Jaworski	13	6	1	6

DEM Comptroller of Public Accounts

Vote For 1

	TOTAL	Election Day	Absentee	Early Voting
Angel Luis Vega	24	15	1	8
Janet T. Dudding	15	7	1	7

DEM Commissioner of the General Land Office

Vote For 1

	TOTAL	Election Day	Absentee	Early Voting
Sandragrace Martinez	28	14	1	13
Jay Kleberg	13	8	1	4

DEM County Judge County Races

Vote For 1

	TOTAL	Election Day	Absentee	Early Voting
Ina Minjarez	19	9	0	10
Peter Sakai	25	16	2	7

DEM Judge, County Court at Law No. 2 County Races

Vote For 1

	TOTAL	Election Day	Absentee	Early Voting
Melissa Saenz	26	18	0	8
Maria Teresa Garcia	17	6	2	9

DEM District Clerk County Races

Vote For 1

	TOTAL	Election Day	Absentee	Early Voting
Gloria A. Martinez	29	16	2	11
Christine "Chris" Castillo	14	8	0	6

Summary Results Report
May 24, 2022 Joint Primary Runoff Election
May 24, 2022

UNOFFICIAL RESULTS

Bexar County

1010

Statistics

	TOTAL	Election Day	Absentee	Early Voting
Registered Voters - Total	648			
Ballots Cast - Total	138	54	11	73
Ballots Cast - Democratic Party	123	51	11	61
Voter Turnout - Total	21.30%			

DEM United States Representative, District 28 United States Representative, District 28

Vote For 1

	TOTAL	Election Day	Absentee	Early Voting
Jessica Cisneros	115	50	8	57
Henry Cuellar	7	1	3	3

DEM Lieutenant Governor

Vote For 1

	TOTAL	Election Day	Absentee	Early Voting
Michelle Beckley	54	24	3	27
Mike Collier	52	18	8	26

DEM Attorney General

Vote For 1

	TOTAL	Election Day	Absentee	Early Voting
Rochelle Mercedes Garza	85	38	7	40
Joe Jaworski	22	6	4	12

DEM Comptroller of Public Accounts

Vote For 1

	TOTAL	Election Day	Absentee	Early Voting
Angel Luis Vega	52	18	8	26
Janet T. Dudding	44	21	3	20

DEM Commissioner of the General Land Office

Vote For 1

	TOTAL	Election Day	Absentee	Early Voting
Sandragrace Martinez	68	28	8	32
Jay Kleberg	30	9	3	18

DEM County Judge County Races

Vote For 1

	TOTAL	Election Day	Absentee	Early Voting
Ina Minjarez	64	32	2	30
Peter Sakai	49	13	9	27

DEM Judge, County Court at Law No. 2 County Races

Vote For 1

	TOTAL	Election Day	Absentee	Early Voting
Melissa Saenz	50	20	6	24
Maria Teresa Garcia	47	20	5	22

Summary Results Report
May 24, 2022 Joint Primary Runoff Election
May 24, 2022

UNOFFICIAL RESULTS

Bexar County

1010

DEM District Clerk County Races

Vote For 1

	TOTAL	Election Day	Absentee	Early Voting
Gloria A. Martinez	42	18	7	17
Christine "Chris" Castillo	62	24	4	34

RETRIEVED FROM DEMOCRACYDOCKET.COM

Summary Results Report
May 24, 2022 Joint Primary Runoff Election
May 24, 2022

UNOFFICIAL RESULTS

Bexar County

1011

Statistics

	TOTAL	Election Day	Absentee	Early Voting
Registered Voters - Total	1,156			
Ballots Cast - Total	91	38	17	36
Ballots Cast - Democratic Party	74	29	16	29
Voter Turnout - Total	7.87%			

DEM Lieutenant Governor

Vote For 1

	TOTAL	Election Day	Absentee	Early Voting
Michelle Beckley	38	18	7	13
Mike Collier	26	8	6	12

DEM Attorney General

Vote For 1

	TOTAL	Election Day	Absentee	Early Voting
Rochelle Mercedes Garza	51	20	10	21
Joe Jaworski	16	5	5	6

DEM Comptroller of Public Accounts

Vote For 1

	TOTAL	Election Day	Absentee	Early Voting
Angel Luis Vega	40	17	9	14
Janet T. Dudding	27	8	6	13

DEM Commissioner of the General Land Office

Vote For 1

	TOTAL	Election Day	Absentee	Early Voting
Sandragrace Martinez	43	22	9	12
Jay Kleberg	25	4	7	14

DEM County Judge County Races

Vote For 1

	TOTAL	Election Day	Absentee	Early Voting
Ina Minjarez	23	8	7	8
Peter Sakai	49	19	9	21

DEM Judge, County Court at Law No. 2 County Races

Vote For 1

	TOTAL	Election Day	Absentee	Early Voting
Melissa Saenz	37	9	11	17
Maria Teresa Garcia	32	16	5	11

DEM District Clerk County Races

Vote For 1

	TOTAL	Election Day	Absentee	Early Voting
Gloria A. Martinez	32	14	8	10
Christine "Chris" Castillo	38	12	8	18

Summary Results Report
May 24, 2022 Joint Primary Runoff Election
May 24, 2022

UNOFFICIAL RESULTS

Bexar County

1012

Statistics

	TOTAL	Election Day	Absentee	Early Voting
Registered Voters - Total	2,232			
Ballots Cast - Total	154	53	45	56
Ballots Cast - Democratic Party	109	33	36	40
Voter Turnout - Total	6.90%			

DEM Lieutenant Governor

Vote For 1

	TOTAL	Election Day	Absentee	Early Voting
Michelle Beckley	59	22	17	20
Mike Collier	45	10	17	18

DEM Attorney General

Vote For 1

	TOTAL	Election Day	Absentee	Early Voting
Rochelle Mercedes Garza	72	25	19	28
Joe Jaworski	35	8	16	11

DEM Comptroller of Public Accounts

Vote For 1

	TOTAL	Election Day	Absentee	Early Voting
Angel Luis Vega	68	21	19	28
Janet T. Dudding	35	10	14	11

DEM Commissioner of the General Land Office

Vote For 1

	TOTAL	Election Day	Absentee	Early Voting
Sandragrace Martinez	72	23	18	31
Jay Kleberg	29	7	14	8

DEM County Judge County Races

Vote For 1

	TOTAL	Election Day	Absentee	Early Voting
Ina Minjarez	53	16	17	20
Peter Sakai	55	17	19	19

DEM Judge, County Court at Law No. 2 County Races

Vote For 1

	TOTAL	Election Day	Absentee	Early Voting
Melissa Saenz	44	14	16	14
Maria Teresa Garcia	56	17	16	23

DEM District Clerk County Races

Vote For 1

	TOTAL	Election Day	Absentee	Early Voting
Gloria A. Martinez	64	21	19	24
Christine "Chris" Castillo	39	10	15	14

Summary Results Report
May 24, 2022 Joint Primary Runoff Election
May 24, 2022

UNOFFICIAL RESULTS

Bexar County

1013

Statistics

	TOTAL	Election Day	Absentee	Early Voting
Registered Voters - Total	2,436			
Ballots Cast - Total	196	95	33	68
Ballots Cast - Democratic Party	173	78	33	62
Voter Turnout - Total	8.05%			

DEM Lieutenant Governor

Vote For 1

	TOTAL	Election Day	Absentee	Early Voting
Michelle Beckley	104	52	17	35
Mike Collier	61	23	15	23

DEM Attorney General

Vote For 1

	TOTAL	Election Day	Absentee	Early Voting
Rochelle Mercedes Garza	133	62	23	48
Joe Jaworski	35	15	10	10

DEM Comptroller of Public Accounts

Vote For 1

	TOTAL	Election Day	Absentee	Early Voting
Angel Luis Vega	108	56	20	32
Janet T. Dudding	58	19	12	27

DEM Commissioner of the General Land Office

Vote For 1

	TOTAL	Election Day	Absentee	Early Voting
Sandragrace Martinez	133	66	22	45
Jay Kleberg	31	9	10	12

DEM County Judge County Races

Vote For 1

	TOTAL	Election Day	Absentee	Early Voting
Ina Minjarez	61	30	11	20
Peter Sakai	108	48	22	38

DEM Judge, County Court at Law No. 2 County Races

Vote For 1

	TOTAL	Election Day	Absentee	Early Voting
Melissa Saenz	56	23	12	21
Maria Teresa Garcia	107	52	20	35

DEM District Clerk County Races

Vote For 1

	TOTAL	Election Day	Absentee	Early Voting
Gloria A. Martinez	79	43	13	23
Christine "Chris" Castillo	87	32	19	36

Summary Results Report
May 24, 2022 Joint Primary Runoff Election
May 24, 2022

UNOFFICIAL RESULTS

Bexar County

1014

Statistics

	TOTAL	Election Day	Absentee	Early Voting
Registered Voters - Total	1,413			
Ballots Cast - Total	64	22	20	22
Ballots Cast - Democratic Party	55	17	20	18
Voter Turnout - Total	4.53%			

DEM Lieutenant Governor

Vote For 1

	TOTAL	Election Day	Absentee	Early Voting
Michelle Beckley	34	12	10	12
Mike Collier	17	4	9	4

DEM Attorney General

Vote For 1

	TOTAL	Election Day	Absentee	Early Voting
Rochelle Mercedes Garza	43	12	16	15
Joe Jaworski	10	4	3	3

DEM Comptroller of Public Accounts

Vote For 1

	TOTAL	Election Day	Absentee	Early Voting
Angel Luis Vega	41	10	18	13
Janet T. Dudding	12	6	1	5

DEM Commissioner of the General Land Office

Vote For 1

	TOTAL	Election Day	Absentee	Early Voting
Sandragrace Martinez	48	15	18	15
Jay Kleberg	6	2	1	3

DEM County Judge County Races

Vote For 1

	TOTAL	Election Day	Absentee	Early Voting
Ina Minjarez	14	6	5	3
Peter Sakai	41	11	15	15

DEM Judge, County Court at Law No. 2 County Races

Vote For 1

	TOTAL	Election Day	Absentee	Early Voting
Melissa Saenz	27	6	10	11
Maria Teresa Garcia	27	11	9	7

DEM District Clerk County Races

Vote For 1

	TOTAL	Election Day	Absentee	Early Voting
Gloria A. Martinez	32	10	12	10
Christine "Chris" Castillo	23	7	8	8

Summary Results Report
May 24, 2022 Joint Primary Runoff Election
May 24, 2022

UNOFFICIAL RESULTS

Bexar County

1015

Statistics

	TOTAL	Election Day	Absentee	Early Voting
Registered Voters - Total	1,448			
Ballots Cast - Total	84	43	14	27
Ballots Cast - Democratic Party	78	39	14	25
Voter Turnout - Total	5.80%			

DEM Lieutenant Governor

Vote For 1

	TOTAL	Election Day	Absentee	Early Voting
Michelle Beckley	41	22	5	14
Mike Collier	27	11	8	8

DEM Attorney General

Vote For 1

	TOTAL	Election Day	Absentee	Early Voting
Rochelle Mercedes Garza	54	29	10	15
Joe Jaworski	17	6	4	7

DEM Comptroller of Public Accounts

Vote For 1

	TOTAL	Election Day	Absentee	Early Voting
Angel Luis Vega	50	21	10	19
Janet T. Dudding	18	11	4	3

DEM Commissioner of the General Land Office

Vote For 1

	TOTAL	Election Day	Absentee	Early Voting
Sandragrace Martinez	57	27	11	19
Jay Kleberg	12	6	3	3

DEM County Judge County Races

Vote For 1

	TOTAL	Election Day	Absentee	Early Voting
Ina Minjarez	25	14	4	7
Peter Sakai	52	24	10	18

DEM Judge, County Court at Law No. 2 County Races

Vote For 1

	TOTAL	Election Day	Absentee	Early Voting
Melissa Saenz	35	16	7	12
Maria Teresa Garcia	34	17	7	10

DEM District Clerk County Races

Vote For 1

	TOTAL	Election Day	Absentee	Early Voting
Gloria A. Martinez	39	21	4	14
Christine "Chris" Castillo	36	16	10	10

Summary Results Report
May 24, 2022 Joint Primary Runoff Election
May 24, 2022

UNOFFICIAL RESULTS

Bexar County

1016

Statistics

	TOTAL	Election Day	Absentee	Early Voting
Registered Voters - Total	1,217			
Ballots Cast - Total	69	23	10	36
Ballots Cast - Democratic Party	60	19	10	31
Voter Turnout - Total	5.67%			

DEM Lieutenant Governor

Vote For 1

	TOTAL	Election Day	Absentee	Early Voting
Michelle Beckley	35	11	5	19
Mike Collier	20	6	5	9

DEM Attorney General

Vote For 1

	TOTAL	Election Day	Absentee	Early Voting
Rochelle Mercedes Garza	43	11	7	25
Joe Jaworski	15	7	3	5

DEM Comptroller of Public Accounts

Vote For 1

	TOTAL	Election Day	Absentee	Early Voting
Angel Luis Vega	41	14	7	20
Janet T. Dudding	13	2	3	8

DEM Commissioner of the General Land Office

Vote For 1

	TOTAL	Election Day	Absentee	Early Voting
Sandragrace Martinez	45	14	8	23
Jay Kleberg	11	4	2	5

DEM County Judge County Races

Vote For 1

	TOTAL	Election Day	Absentee	Early Voting
Ina Minjarez	17	7	1	9
Peter Sakai	42	11	9	22

DEM Judge, County Court at Law No. 2 County Races

Vote For 1

	TOTAL	Election Day	Absentee	Early Voting
Melissa Saenz	28	10	3	15
Maria Teresa Garcia	27	8	7	12

DEM District Clerk County Races

Vote For 1

	TOTAL	Election Day	Absentee	Early Voting
Gloria A. Martinez	34	13	2	19
Christine "Chris" Castillo	22	4	8	10

Summary Results Report
May 24, 2022 Joint Primary Runoff Election
May 24, 2022

UNOFFICIAL RESULTS

Bexar County

1017

Statistics

	TOTAL	Election Day	Absentee	Early Voting
Registered Voters - Total	266			
Ballots Cast - Total	37	13	2	22
Ballots Cast - Democratic Party	31	11	2	18
Voter Turnout - Total	13.91%			

DEM United States Representative, District 28 United States Representative, District 28

Vote For 1

	TOTAL	Election Day	Absentee	Early Voting
Jessica Cisneros	27	10	1	16
Henry Cuellar	4	1	1	2

DEM Lieutenant Governor

Vote For 1

	TOTAL	Election Day	Absentee	Early Voting
Michelle Beckley	16	6	0	10
Mike Collier	10	2	1	7

DEM Attorney General

Vote For 1

	TOTAL	Election Day	Absentee	Early Voting
Rochelle Mercedes Garza	18	4	0	14
Joe Jaworski	7	3	1	3

DEM Comptroller of Public Accounts

Vote For 1

	TOTAL	Election Day	Absentee	Early Voting
Angel Luis Vega	12	5	1	6
Janet T. Dudding	13	2	0	11

DEM Commissioner of the General Land Office

Vote For 1

	TOTAL	Election Day	Absentee	Early Voting
Sandragrace Martinez	20	6	2	12
Jay Kleberg	7	2	0	5

DEM County Judge County Races

Vote For 1

	TOTAL	Election Day	Absentee	Early Voting
Ina Minjarez	17	4	0	13
Peter Sakai	11	5	2	4

DEM Judge, County Court at Law No. 2 County Races

Vote For 1

	TOTAL	Election Day	Absentee	Early Voting
Melissa Saenz	15	6	1	8
Maria Teresa Garcia	8	1	0	7

Summary Results Report
May 24, 2022 Joint Primary Runoff Election
May 24, 2022

UNOFFICIAL RESULTS

Bexar County

1017

DEM District Clerk County Races

Vote For 1

	TOTAL	Election Day	Absentee	Early Voting
Gloria A. Martinez	14	7	1	6
Christine "Chris" Castillo	11	1	0	10

RETRIEVED FROM DEMOCRACYDOCKET.COM

Summary Results Report
May 24, 2022 Joint Primary Runoff Election
May 24, 2022

UNOFFICIAL RESULTS

Bexar County

1018

Statistics

	TOTAL	Election Day	Absentee	Early Voting
Registered Voters - Total	983			
Ballots Cast - Total	74	22	15	37
Ballots Cast - Democratic Party	64	15	15	34
Voter Turnout - Total	7.53%			

DEM Lieutenant Governor

Vote For 1

	TOTAL	Election Day	Absentee	Early Voting
Michelle Beckley	40	8	10	22
Mike Collier	16	6	4	6

DEM Attorney General

Vote For 1

	TOTAL	Election Day	Absentee	Early Voting
Rochelle Mercedes Garza	48	11	9	28
Joe Jaworski	10	3	5	2

DEM Comptroller of Public Accounts

Vote For 1

	TOTAL	Election Day	Absentee	Early Voting
Angel Luis Vega	45	11	10	24
Janet T. Dudding	12	3	4	5

DEM Commissioner of the General Land Office

Vote For 1

	TOTAL	Election Day	Absentee	Early Voting
Sandragrace Martinez	51	13	8	30
Jay Kleberg	10	2	6	2

DEM County Judge County Races

Vote For 1

	TOTAL	Election Day	Absentee	Early Voting
Ina Minjarez	22	6	1	15
Peter Sakai	39	9	13	17

DEM Judge, County Court at Law No. 2 County Races

Vote For 1

	TOTAL	Election Day	Absentee	Early Voting
Melissa Saenz	34	10	5	19
Maria Teresa Garcia	25	5	9	11

DEM District Clerk County Races

Vote For 1

	TOTAL	Election Day	Absentee	Early Voting
Gloria A. Martinez	24	4	6	14
Christine "Chris" Castillo	36	11	8	17

Summary Results Report
May 24, 2022 Joint Primary Runoff Election
May 24, 2022

UNOFFICIAL RESULTS

Bexar County

1019

Statistics

	TOTAL	Election Day	Absentee	Early Voting
Registered Voters - Total	904			
Ballots Cast - Total	87	30	12	45
Ballots Cast - Democratic Party	74	20	12	42
Voter Turnout - Total	9.62%			

DEM United States Representative, District 28 United States Representative, District 28

Vote For 1

	TOTAL	Election Day	Absentee	Early Voting
Jessica Cisneros	60	18	7	35
Henry Cuellar	13	1	5	7

DEM Lieutenant Governor

Vote For 1

	TOTAL	Election Day	Absentee	Early Voting
Michelle Beckley	29	7	5	17
Mike Collier	34	13	5	16

DEM Attorney General

Vote For 1

	TOTAL	Election Day	Absentee	Early Voting
Rochelle Mercedes Garza	51	16	11	24
Joe Jaworski	15	4	0	11

DEM Comptroller of Public Accounts

Vote For 1

	TOTAL	Election Day	Absentee	Early Voting
Angel Luis Vega	44	10	8	26
Janet T. Dudding	18	8	3	7

DEM Commissioner of the General Land Office

Vote For 1

	TOTAL	Election Day	Absentee	Early Voting
Sandragrace Martinez	39	10	7	22
Jay Kleberg	25	9	4	12

DEM County Judge County Races

Vote For 1

	TOTAL	Election Day	Absentee	Early Voting
Ina Minjarez	22	8	4	10
Peter Sakai	49	12	7	30

DEM Judge, County Court at Law No. 2 County Races

Vote For 1

	TOTAL	Election Day	Absentee	Early Voting
Melissa Saenz	36	11	7	18
Maria Teresa Garcia	29	8	4	17

Summary Results Report
May 24, 2022 Joint Primary Runoff Election
May 24, 2022

UNOFFICIAL RESULTS

Bexar County

1019

DEM District Clerk County Races

Vote For 1

	TOTAL	Election Day	Absentee	Early Voting
Gloria A. Martinez	35	7	9	19
Christine "Chris" Castillo	32	13	2	17

RETRIEVED FROM DEMOCRACYDOCKET.COM

Summary Results Report
May 24, 2022 Joint Primary Runoff Election
May 24, 2022

UNOFFICIAL RESULTS

Bexar County

1020

Statistics

	TOTAL	Election Day	Absentee	Early Voting
Registered Voters - Total	1,780			
Ballots Cast - Total	225	83	20	122
Ballots Cast - Democratic Party	172	61	14	97
Voter Turnout - Total	12.64%			

DEM United States Representative, District 28 United States Representative, District 28

Vote For 1

	TOTAL	Election Day	Absentee	Early Voting
Jessica Cisneros	146	51	11	84
Henry Cuellar	22	6	3	13

DEM Lieutenant Governor

Vote For 1

	TOTAL	Election Day	Absentee	Early Voting
Michelle Beckley	93	32	8	53
Mike Collier	62	20	5	37

DEM Attorney General

Vote For 1

	TOTAL	Election Day	Absentee	Early Voting
Rochelle Mercedes Garza	118	45	6	67
Joe Jaworski	44	9	7	28

DEM Comptroller of Public Accounts

Vote For 1

	TOTAL	Election Day	Absentee	Early Voting
Angel Luis Vega	94	34	4	56
Janet T. Dudding	58	19	7	32

DEM Commissioner of the General Land Office

Vote For 1

	TOTAL	Election Day	Absentee	Early Voting
Sandragrace Martinez	118	41	4	73
Jay Kleberg	37	11	7	19

DEM County Judge County Races

Vote For 1

	TOTAL	Election Day	Absentee	Early Voting
Ina Minjarez	66	30	3	33
Peter Sakai	102	30	10	62

DEM Judge, County Court at Law No. 2 County Races

Vote For 1

	TOTAL	Election Day	Absentee	Early Voting
Melissa Saenz	86	31	11	44
Maria Teresa Garcia	68	20	2	46

Summary Results Report
May 24, 2022 Joint Primary Runoff Election
May 24, 2022

UNOFFICIAL RESULTS

Bexar County

1020

DEM District Clerk County Races

Vote For 1

	TOTAL	Election Day	Absentee	Early Voting
Gloria A. Martinez	83	33	9	41
Christine "Chris" Castillo	77	21	3	53

RETRIEVED FROM DEMOCRACYDOCKET.COM

Summary Results Report
May 24, 2022 Joint Primary Runoff Election
May 24, 2022

UNOFFICIAL RESULTS

Bexar County

1021

Statistics

	TOTAL	Election Day	Absentee	Early Voting
Registered Voters - Total	1,717			
Ballots Cast - Total	128	60	17	51
Ballots Cast - Democratic Party	119	56	15	48
Voter Turnout - Total	7.45%			

DEM Lieutenant Governor

Vote For 1

	TOTAL	Election Day	Absentee	Early Voting
Michelle Beckley	66	35	7	24
Mike Collier	41	17	6	18

DEM Attorney General

Vote For 1

	TOTAL	Election Day	Absentee	Early Voting
Rochelle Mercedes Garza	83	40	9	34
Joe Jaworski	30	14	6	10

DEM Comptroller of Public Accounts

Vote For 1

	TOTAL	Election Day	Absentee	Early Voting
Angel Luis Vega	86	39	13	34
Janet T. Dudding	26	15	2	9

DEM Commissioner of the General Land Office

Vote For 1

	TOTAL	Election Day	Absentee	Early Voting
Sandragrace Martinez	87	38	13	36
Jay Kleberg	23	14	2	7

DEM County Judge County Races

Vote For 1

	TOTAL	Election Day	Absentee	Early Voting
Ina Minjarez	45	21	5	19
Peter Sakai	73	34	10	29

DEM Judge, County Court at Law No. 2 County Races

Vote For 1

	TOTAL	Election Day	Absentee	Early Voting
Melissa Saenz	54	25	7	22
Maria Teresa Garcia	56	27	8	21

DEM District Clerk County Races

Vote For 1

	TOTAL	Election Day	Absentee	Early Voting
Gloria A. Martinez	69	29	12	28
Christine "Chris" Castillo	41	22	3	16

Summary Results Report
May 24, 2022 Joint Primary Runoff Election
May 24, 2022

UNOFFICIAL RESULTS

Bexar County

1021

DEM Precinct Chair, Precinct No. 1021 Precinct Chair 1021

Vote For 1

	TOTAL	Election Day	Absentee	Early Voting
Rosa V. Sanchez	69	32	9	28
Elizabeth F. Limon	40	20	6	14

RETRIEVED FROM DEMOCRACYDOCKET.COM

Summary Results Report
May 24, 2022 Joint Primary Runoff Election
May 24, 2022

UNOFFICIAL RESULTS

Bexar County

1022

Statistics

	TOTAL	Election Day	Absentee	Early Voting
Registered Voters - Total	946			
Ballots Cast - Total	73	29	15	29
Ballots Cast - Democratic Party	63	26	14	23
Voter Turnout - Total	7.72%			

DEM Lieutenant Governor

Vote For 1

	TOTAL	Election Day	Absentee	Early Voting
Michelle Beckley	40	18	11	11
Mike Collier	17	6	3	8

DEM Attorney General

Vote For 1

	TOTAL	Election Day	Absentee	Early Voting
Rochelle Mercedes Garza	45	18	11	16
Joe Jaworski	14	6	3	5

DEM Comptroller of Public Accounts

Vote For 1

	TOTAL	Election Day	Absentee	Early Voting
Angel Luis Vega	42	17	11	14
Janet T. Dudding	14	6	3	5

DEM Commissioner of the General Land Office

Vote For 1

	TOTAL	Election Day	Absentee	Early Voting
Sandragrace Martinez	48	20	13	15
Jay Kleberg	9	4	1	4

DEM County Judge County Races

Vote For 1

	TOTAL	Election Day	Absentee	Early Voting
Ina Minjarez	21	9	2	10
Peter Sakai	41	16	12	13

DEM Judge, County Court at Law No. 2 County Races

Vote For 1

	TOTAL	Election Day	Absentee	Early Voting
Melissa Saenz	34	12	9	13
Maria Teresa Garcia	24	12	5	7

DEM District Clerk County Races

Vote For 1

	TOTAL	Election Day	Absentee	Early Voting
Gloria A. Martinez	36	13	12	11
Christine "Chris" Castillo	22	10	2	10

Summary Results Report
May 24, 2022 Joint Primary Runoff Election
May 24, 2022

UNOFFICIAL RESULTS

Bexar County

1023

Statistics

	TOTAL	Election Day	Absentee	Early Voting
Registered Voters - Total	2,599			
Ballots Cast - Total	135	51	31	53
Ballots Cast - Democratic Party	120	39	31	50
Voter Turnout - Total	5.19%			

DEM Lieutenant Governor

Vote For 1

	TOTAL	Election Day	Absentee	Early Voting
Michelle Beckley	73	29	18	26
Mike Collier	43	8	13	22

DEM Attorney General

Vote For 1

	TOTAL	Election Day	Absentee	Early Voting
Rochelle Mercedes Garza	90	34	17	39
Joe Jaworski	26	2	14	10

DEM Comptroller of Public Accounts

Vote For 1

	TOTAL	Election Day	Absentee	Early Voting
Angel Luis Vega	93	28	26	39
Janet T. Dudding	22	7	5	10

DEM Commissioner of the General Land Office

Vote For 1

	TOTAL	Election Day	Absentee	Early Voting
Sandragrace Martinez	93	32	24	37
Jay Kleberg	23	4	7	12

DEM County Judge County Races

Vote For 1

	TOTAL	Election Day	Absentee	Early Voting
Ina Minjarez	38	11	15	12
Peter Sakai	79	25	16	38

DEM Judge, County Court at Law No. 2 County Races

Vote For 1

	TOTAL	Election Day	Absentee	Early Voting
Melissa Saenz	60	14	18	28
Maria Teresa Garcia	56	23	13	20

DEM District Clerk County Races

Vote For 1

	TOTAL	Election Day	Absentee	Early Voting
Gloria A. Martinez	74	28	16	30
Christine "Chris" Castillo	43	9	15	19

Summary Results Report
May 24, 2022 Joint Primary Runoff Election
May 24, 2022

UNOFFICIAL RESULTS

Bexar County

1024

Statistics

	TOTAL	Election Day	Absentee	Early Voting
Registered Voters - Total	3,122			
Ballots Cast - Total	231	92	43	96
Ballots Cast - Democratic Party	169	58	39	72
Voter Turnout - Total	7.40%			

DEM Lieutenant Governor

Vote For 1

	TOTAL	Election Day	Absentee	Early Voting
Michelle Beckley	88	31	16	41
Mike Collier	73	25	22	26

DEM Attorney General

Vote For 1

	TOTAL	Election Day	Absentee	Early Voting
Rochelle Mercedes Garza	121	46	19	56
Joe Jaworski	41	11	17	13

DEM Comptroller of Public Accounts

Vote For 1

	TOTAL	Election Day	Absentee	Early Voting
Angel Luis Vega	96	31	17	48
Janet T. Dudding	64	23	20	21

DEM Commissioner of the General Land Office

Vote For 1

	TOTAL	Election Day	Absentee	Early Voting
Sandragrace Martinez	108	38	18	52
Jay Kleberg	53	17	19	17

DEM County Judge County Races

Vote For 1

	TOTAL	Election Day	Absentee	Early Voting
Ina Minjarez	90	32	22	36
Peter Sakai	78	25	17	36

DEM Judge, County Court at Law No. 2 County Races

Vote For 1

	TOTAL	Election Day	Absentee	Early Voting
Melissa Saenz	87	26	27	34
Maria Teresa Garcia	68	26	7	35

DEM District Clerk County Races

Vote For 1

	TOTAL	Election Day	Absentee	Early Voting
Gloria A. Martinez	98	34	20	44
Christine "Chris" Castillo	60	19	14	27

Summary Results Report
May 24, 2022 Joint Primary Runoff Election
May 24, 2022

UNOFFICIAL RESULTS

Bexar County

1025

Statistics

	TOTAL	Election Day	Absentee	Early Voting
Registered Voters - Total	726			
Ballots Cast - Total	21	10	4	7
Ballots Cast - Democratic Party	17	7	4	6
Voter Turnout - Total	2.89%			

DEM Lieutenant Governor

Vote For 1

	TOTAL	Election Day	Absentee	Early Voting
Michelle Beckley	9	4	1	4
Mike Collier	6	2	3	1

DEM Attorney General

Vote For 1

	TOTAL	Election Day	Absentee	Early Voting
Rochelle Mercedes Garza	13	7	2	4
Joe Jaworski	3	0	2	1

DEM Comptroller of Public Accounts

Vote For 1

	TOTAL	Election Day	Absentee	Early Voting
Angel Luis Vega	12	4	3	5
Janet T. Dudding	3	2	1	0

DEM Commissioner of the General Land Office

Vote For 1

	TOTAL	Election Day	Absentee	Early Voting
Sandragrace Martinez	14	5	3	6
Jay Kleberg	2	1	1	0

DEM County Judge County Races

Vote For 1

	TOTAL	Election Day	Absentee	Early Voting
Ina Minjarez	7	3	2	2
Peter Sakai	10	4	2	4

DEM Judge, County Court at Law No. 2 County Races

Vote For 1

	TOTAL	Election Day	Absentee	Early Voting
Melissa Saenz	5	2	2	1
Maria Teresa Garcia	12	5	2	5

DEM District Clerk County Races

Vote For 1

	TOTAL	Election Day	Absentee	Early Voting
Gloria A. Martinez	14	6	2	6
Christine "Chris" Castillo	3	1	2	0

Summary Results Report
May 24, 2022 Joint Primary Runoff Election
May 24, 2022

UNOFFICIAL RESULTS

Bexar County

1026

Statistics

	TOTAL	Election Day	Absentee	Early Voting
Registered Voters - Total	1,316			
Ballots Cast - Total	82	42	16	24
Ballots Cast - Democratic Party	70	36	15	19
Voter Turnout - Total	6.23%			

DEM Lieutenant Governor

Vote For 1

	TOTAL	Election Day	Absentee	Early Voting
Michelle Beckley	36	20	5	11
Mike Collier	26	12	10	4

DEM Attorney General

Vote For 1

	TOTAL	Election Day	Absentee	Early Voting
Rochelle Mercedes Garza	57	33	12	12
Joe Jaworski	6	0	3	3

DEM Comptroller of Public Accounts

Vote For 1

	TOTAL	Election Day	Absentee	Early Voting
Angel Luis Vega	39	22	7	10
Janet T. Dudding	22	8	8	6

DEM Commissioner of the General Land Office

Vote For 1

	TOTAL	Election Day	Absentee	Early Voting
Sandragrace Martinez	51	31	7	13
Jay Kleberg	14	4	7	3

DEM County Judge County Races

Vote For 1

	TOTAL	Election Day	Absentee	Early Voting
Ina Minjarez	26	15	7	4
Peter Sakai	43	21	8	14

DEM Judge, County Court at Law No. 2 County Races

Vote For 1

	TOTAL	Election Day	Absentee	Early Voting
Melissa Saenz	40	18	10	12
Maria Teresa Garcia	22	13	5	4

DEM District Clerk County Races

Vote For 1

	TOTAL	Election Day	Absentee	Early Voting
Gloria A. Martinez	43	23	11	9
Christine "Chris" Castillo	21	11	2	8

Summary Results Report
May 24, 2022 Joint Primary Runoff Election
May 24, 2022

UNOFFICIAL RESULTS

Bexar County

1027

Statistics

	TOTAL	Election Day	Absentee	Early Voting
Registered Voters - Total	536			
Ballots Cast - Total	14	6	0	8
Ballots Cast - Democratic Party	13	6	0	7
Voter Turnout - Total	2.61%			

DEM Lieutenant Governor

Vote For 1

	TOTAL	Election Day	Absentee	Early Voting
Michelle Beckley	7	4	0	3
Mike Collier	6	2	0	4

DEM Attorney General

Vote For 1

	TOTAL	Election Day	Absentee	Early Voting
Rochelle Mercedes Garza	11	6	0	5
Joe Jaworski	2	0	0	2

DEM Comptroller of Public Accounts

Vote For 1

	TOTAL	Election Day	Absentee	Early Voting
Angel Luis Vega	6	2	0	4
Janet T. Dudding	5	4	0	1

DEM Commissioner of the General Land Office

Vote For 1

	TOTAL	Election Day	Absentee	Early Voting
Sandragrace Martinez	6	4	0	2
Jay Kleberg	5	1	0	4

DEM County Judge County Races

Vote For 1

	TOTAL	Election Day	Absentee	Early Voting
Ina Minjarez	7	3	0	4
Peter Sakai	6	3	0	3

DEM Judge, County Court at Law No. 2 County Races

Vote For 1

	TOTAL	Election Day	Absentee	Early Voting
Melissa Saenz	8	3	0	5
Maria Teresa Garcia	4	3	0	1

DEM District Clerk County Races

Vote For 1

	TOTAL	Election Day	Absentee	Early Voting
Gloria A. Martinez	7	3	0	4
Christine "Chris" Castillo	6	3	0	3

Summary Results Report
May 24, 2022 Joint Primary Runoff Election
May 24, 2022

UNOFFICIAL RESULTS

Bexar County

1028

Statistics

	TOTAL	Election Day	Absentee	Early Voting
Registered Voters - Total	763			
Ballots Cast - Total	50	30	5	15
Ballots Cast - Democratic Party	40	22	5	13
Voter Turnout - Total	6.55%			

DEM Lieutenant Governor

Vote For 1

	TOTAL	Election Day	Absentee	Early Voting
Michelle Beckley	26	14	4	8
Mike Collier	11	6	1	4

DEM Attorney General

Vote For 1

	TOTAL	Election Day	Absentee	Early Voting
Rochelle Mercedes Garza	31	18	3	10
Joe Jaworski	8	3	2	3

DEM Comptroller of Public Accounts

Vote For 1

	TOTAL	Election Day	Absentee	Early Voting
Angel Luis Vega	29	18	3	8
Janet T. Dudding	10	4	2	4

DEM Commissioner of the General Land Office

Vote For 1

	TOTAL	Election Day	Absentee	Early Voting
Sandragrace Martinez	34	19	5	10
Jay Kleberg	4	2	0	2

DEM County Judge County Races

Vote For 1

	TOTAL	Election Day	Absentee	Early Voting
Ina Minjarez	23	13	3	7
Peter Sakai	16	9	2	5

DEM Judge, County Court at Law No. 2 County Races

Vote For 1

	TOTAL	Election Day	Absentee	Early Voting
Melissa Saenz	20	11	1	8
Maria Teresa Garcia	18	10	4	4

DEM District Clerk County Races

Vote For 1

	TOTAL	Election Day	Absentee	Early Voting
Gloria A. Martinez	20	10	3	7
Christine "Chris" Castillo	19	12	2	5

Summary Results Report
May 24, 2022 Joint Primary Runoff Election
May 24, 2022

UNOFFICIAL RESULTS

Bexar County

1029

Statistics

	TOTAL	Election Day	Absentee	Early Voting
Registered Voters - Total	1,939			
Ballots Cast - Total	150	55	36	59
Ballots Cast - Democratic Party	130	46	35	49
Voter Turnout - Total	7.74%			

DEM Lieutenant Governor

Vote For 1

	TOTAL	Election Day	Absentee	Early Voting
Michelle Beckley	76	26	22	28
Mike Collier	47	17	12	18

DEM Attorney General

Vote For 1

	TOTAL	Election Day	Absentee	Early Voting
Rochelle Mercedes Garza	92	35	22	35
Joe Jaworski	32	9	11	12

DEM Comptroller of Public Accounts

Vote For 1

	TOTAL	Election Day	Absentee	Early Voting
Angel Luis Vega	88	35	22	31
Janet T. Dudding	35	9	12	14

DEM Commissioner of the General Land Office

Vote For 1

	TOTAL	Election Day	Absentee	Early Voting
Sandragrace Martinez	94	33	26	35
Jay Kleberg	26	10	5	11

DEM County Judge County Races

Vote For 1

	TOTAL	Election Day	Absentee	Early Voting
Ina Minjarez	62	23	23	16
Peter Sakai	67	23	12	32

DEM Judge, County Court at Law No. 2 County Races

Vote For 1

	TOTAL	Election Day	Absentee	Early Voting
Melissa Saenz	59	22	16	21
Maria Teresa Garcia	60	21	16	23

DEM District Clerk County Races

Vote For 1

	TOTAL	Election Day	Absentee	Early Voting
Gloria A. Martinez	69	29	18	22
Christine "Chris" Castillo	54	15	16	23

Summary Results Report
May 24, 2022 Joint Primary Runoff Election
May 24, 2022

UNOFFICIAL RESULTS

Bexar County

1030

Statistics

	TOTAL	Election Day	Absentee	Early Voting
Registered Voters - Total	115			
Ballots Cast - Total	2	1	0	1
Ballots Cast - Democratic Party	2	1	0	1
Voter Turnout - Total	1.74%			

DEM Lieutenant Governor

Vote For 1

	TOTAL	Election Day	Absentee	Early Voting
Michelle Beckley	2	1	0	1
Mike Collier	0	0	0	0

DEM Attorney General

Vote For 1

	TOTAL	Election Day	Absentee	Early Voting
Rochelle Mercedes Garza	1	1	0	0
Joe Jaworski	1	0	0	1

DEM Comptroller of Public Accounts

Vote For 1

	TOTAL	Election Day	Absentee	Early Voting
Angel Luis Vega	1	0	0	1
Janet T. Dudding	0	0	0	0

DEM Commissioner of the General Land Office

Vote For 1

	TOTAL	Election Day	Absentee	Early Voting
Sandragrace Martinez	1	0	0	1
Jay Kleberg	0	0	0	0

DEM County Judge County Races

Vote For 1

	TOTAL	Election Day	Absentee	Early Voting
Ina Minjarez	2	1	0	1
Peter Sakai	0	0	0	0

DEM Judge, County Court at Law No. 2 County Races

Vote For 1

	TOTAL	Election Day	Absentee	Early Voting
Melissa Saenz	1	1	0	0
Maria Teresa Garcia	1	0	0	1

DEM District Clerk County Races

Vote For 1

	TOTAL	Election Day	Absentee	Early Voting
Gloria A. Martinez	2	1	0	1
Christine "Chris" Castillo	0	0	0	0

Summary Results Report
May 24, 2022 Joint Primary Runoff Election
May 24, 2022

UNOFFICIAL RESULTS

Bexar County

1031

Statistics

	TOTAL	Election Day	Absentee	Early Voting
Registered Voters - Total	1,538			
Ballots Cast - Total	97	36	25	36
Ballots Cast - Democratic Party	83	28	25	30
Voter Turnout - Total	6.31%			

DEM Lieutenant Governor

Vote For 1

	TOTAL	Election Day	Absentee	Early Voting
Michelle Beckley	44	11	12	21
Mike Collier	29	15	11	3

DEM Attorney General

Vote For 1

	TOTAL	Election Day	Absentee	Early Voting
Rochelle Mercedes Garza	55	19	15	21
Joe Jaworski	22	8	10	4

DEM Comptroller of Public Accounts

Vote For 1

	TOTAL	Election Day	Absentee	Early Voting
Angel Luis Vega	58	22	18	18
Janet T. Dudding	18	5	6	7

DEM Commissioner of the General Land Office

Vote For 1

	TOTAL	Election Day	Absentee	Early Voting
Sandragrace Martinez	64	18	20	26
Jay Kleberg	14	9	5	0

DEM County Judge County Races

Vote For 1

	TOTAL	Election Day	Absentee	Early Voting
Ina Minjarez	43	13	14	16
Peter Sakai	40	15	11	14

DEM Judge, County Court at Law No. 2 County Races

Vote For 1

	TOTAL	Election Day	Absentee	Early Voting
Melissa Saenz	33	10	11	12
Maria Teresa Garcia	45	16	14	15

DEM District Clerk County Races

Vote For 1

	TOTAL	Election Day	Absentee	Early Voting
Gloria A. Martinez	45	16	12	17
Christine "Chris" Castillo	34	11	13	10

Summary Results Report
May 24, 2022 Joint Primary Runoff Election
May 24, 2022

UNOFFICIAL RESULTS

Bexar County

1032

Statistics

	TOTAL	Election Day	Absentee	Early Voting
Registered Voters - Total	2,471			
Ballots Cast - Total	112	42	18	52
Ballots Cast - Democratic Party	104	39	18	47
Voter Turnout - Total	4.53%			

DEM Lieutenant Governor

Vote For 1

	TOTAL	Election Day	Absentee	Early Voting
Michelle Beckley	61	22	12	27
Mike Collier	35	16	5	14

DEM Attorney General

Vote For 1

	TOTAL	Election Day	Absentee	Early Voting
Rochelle Mercedes Garza	80	31	9	40
Joe Jaworski	20	7	8	5

DEM Comptroller of Public Accounts

Vote For 1

	TOTAL	Election Day	Absentee	Early Voting
Angel Luis Vega	66	26	5	35
Janet T. Dudding	33	11	13	9

DEM Commissioner of the General Land Office

Vote For 1

	TOTAL	Election Day	Absentee	Early Voting
Sandragrace Martinez	87	31	15	41
Jay Kleberg	11	6	3	2

DEM County Judge County Races

Vote For 1

	TOTAL	Election Day	Absentee	Early Voting
Ina Minjarez	41	14	3	24
Peter Sakai	62	24	15	23

DEM Judge, County Court at Law No. 2 County Races

Vote For 1

	TOTAL	Election Day	Absentee	Early Voting
Melissa Saenz	42	16	8	18
Maria Teresa Garcia	54	22	9	23

DEM District Clerk County Races

Vote For 1

	TOTAL	Election Day	Absentee	Early Voting
Gloria A. Martinez	53	25	8	20
Christine "Chris" Castillo	47	14	9	24

Summary Results Report
May 24, 2022 Joint Primary Runoff Election
May 24, 2022

UNOFFICIAL RESULTS

Bexar County

1033

Statistics

	TOTAL	Election Day	Absentee	Early Voting
Registered Voters - Total	2,206			
Ballots Cast - Total	102	33	28	41
Ballots Cast - Democratic Party	71	20	25	26
Voter Turnout - Total	4.62%			

DEM Lieutenant Governor

Vote For 1

	TOTAL	Election Day	Absentee	Early Voting
Michelle Beckley	43	12	13	18
Mike Collier	25	6	12	7

DEM Attorney General

Vote For 1

	TOTAL	Election Day	Absentee	Early Voting
Rochelle Mercedes Garza	47	15	10	22
Joe Jaworski	22	5	14	3

DEM Comptroller of Public Accounts

Vote For 1

	TOTAL	Election Day	Absentee	Early Voting
Angel Luis Vega	45	13	16	16
Janet T. Dudding	20	4	9	7

DEM Commissioner of the General Land Office

Vote For 1

	TOTAL	Election Day	Absentee	Early Voting
Sandragrace Martinez	44	14	14	16
Jay Kleberg	21	5	10	6

DEM County Judge County Races

Vote For 1

	TOTAL	Election Day	Absentee	Early Voting
Ina Minjarez	22	9	4	9
Peter Sakai	48	11	21	16

DEM Judge, County Court at Law No. 2 County Races

Vote For 1

	TOTAL	Election Day	Absentee	Early Voting
Melissa Saenz	41	12	14	15
Maria Teresa Garcia	28	8	11	9

DEM District Clerk County Races

Vote For 1

	TOTAL	Election Day	Absentee	Early Voting
Gloria A. Martinez	32	9	14	9
Christine "Chris" Castillo	37	11	11	15

Summary Results Report
May 24, 2022 Joint Primary Runoff Election
May 24, 2022

UNOFFICIAL RESULTS

Bexar County

1034

Statistics

	TOTAL	Election Day	Absentee	Early Voting
Registered Voters - Total	5,138			
Ballots Cast - Total	241	126	28	87
Ballots Cast - Democratic Party	139	63	12	64
Voter Turnout - Total	4.69%			

DEM Lieutenant Governor

Vote For 1

	TOTAL	Election Day	Absentee	Early Voting
Michelle Beckley	84	39	7	38
Mike Collier	54	23	5	26

DEM Attorney General

Vote For 1

	TOTAL	Election Day	Absentee	Early Voting
Rochelle Mercedes Garza	108	49	8	51
Joe Jaworski	31	14	4	13

DEM Comptroller of Public Accounts

Vote For 1

	TOTAL	Election Day	Absentee	Early Voting
Angel Luis Vega	71	35	7	29
Janet T. Dudding	66	27	5	34

DEM Commissioner of the General Land Office

Vote For 1

	TOTAL	Election Day	Absentee	Early Voting
Sandragrace Martinez	96	44	7	45
Jay Kleberg	41	18	5	18

DEM Member, State Board of Education, District 1 State Board of Education, District 1

Vote For 1

	TOTAL	Election Day	Absentee	Early Voting
Melissa N. Ortega	97	46	8	43
Laura Marquez	38	14	4	20

DEM County Judge County Races

Vote For 1

	TOTAL	Election Day	Absentee	Early Voting
Ina Minjarez	75	38	5	32
Peter Sakai	62	24	7	31

DEM Judge, County Court at Law No. 2 County Races

Vote For 1

	TOTAL	Election Day	Absentee	Early Voting
Melissa Saenz	85	36	8	41
Maria Teresa Garcia	51	25	4	22

Summary Results Report
May 24, 2022 Joint Primary Runoff Election
May 24, 2022

UNOFFICIAL RESULTS

Bexar County

1034

DEM District Clerk County Races

Vote For 1

	TOTAL	Election Day	Absentee	Early Voting
Gloria A. Martinez	76	35	8	33
Christine "Chris" Castillo	58	25	4	29

RETRIEVED FROM DEMOCRACYDOCKET.COM

Summary Results Report
May 24, 2022 Joint Primary Runoff Election
May 24, 2022

UNOFFICIAL RESULTS

Bexar County

1035

Statistics

	TOTAL	Election Day	Absentee	Early Voting
Registered Voters - Total	1,034			
Ballots Cast - Total	9	3	3	3
Ballots Cast - Democratic Party	5	2	1	2
Voter Turnout - Total	0.87%			

DEM Lieutenant Governor

Vote For 1

	TOTAL	Election Day	Absentee	Early Voting
Michelle Beckley	4	2	1	1
Mike Collier	1	0	0	1

DEM Attorney General

Vote For 1

	TOTAL	Election Day	Absentee	Early Voting
Rochelle Mercedes Garza	4	2	1	1
Joe Jaworski	1	0	0	1

DEM Comptroller of Public Accounts

Vote For 1

	TOTAL	Election Day	Absentee	Early Voting
Angel Luis Vega	1	0	0	1
Janet T. Dudding	4	2	1	1

DEM Commissioner of the General Land Office

Vote For 1

	TOTAL	Election Day	Absentee	Early Voting
Sandragrace Martinez	5	2	1	2
Jay Kleberg	0	0	0	0

DEM County Judge County Races

Vote For 1

	TOTAL	Election Day	Absentee	Early Voting
Ina Minjarez	5	2	1	2
Peter Sakai	0	0	0	0

DEM Judge, County Court at Law No. 2 County Races

Vote For 1

	TOTAL	Election Day	Absentee	Early Voting
Melissa Saenz	4	2	0	2
Maria Teresa Garcia	1	0	1	0

DEM District Clerk County Races

Vote For 1

	TOTAL	Election Day	Absentee	Early Voting
Gloria A. Martinez	4	1	1	2
Christine "Chris" Castillo	1	1	0	0

Summary Results Report
May 24, 2022 Joint Primary Runoff Election
May 24, 2022

UNOFFICIAL RESULTS

Bexar County

1036

Statistics

	TOTAL	Election Day	Absentee	Early Voting
Registered Voters - Total	3,626			
Ballots Cast - Total	241	90	64	87
Ballots Cast - Democratic Party	148	49	46	53
Voter Turnout - Total	6.65%			

DEM Lieutenant Governor

Vote For 1

	TOTAL	Election Day	Absentee	Early Voting
Michelle Beckley	81	34	18	29
Mike Collier	61	12	27	22

DEM Attorney General

Vote For 1

	TOTAL	Election Day	Absentee	Early Voting
Rochelle Mercedes Garza	106	42	29	35
Joe Jaworski	38	6	17	15

DEM Comptroller of Public Accounts

Vote For 1

	TOTAL	Election Day	Absentee	Early Voting
Angel Luis Vega	81	29	19	33
Janet T. Dudding	55	15	23	17

DEM Commissioner of the General Land Office

Vote For 1

	TOTAL	Election Day	Absentee	Early Voting
Sandragrace Martinez	95	35	21	39
Jay Kleberg	43	11	22	10

DEM County Judge County Races

Vote For 1

	TOTAL	Election Day	Absentee	Early Voting
Ina Minjarez	63	24	18	21
Peter Sakai	84	25	27	32

DEM Judge, County Court at Law No. 2 County Races

Vote For 1

	TOTAL	Election Day	Absentee	Early Voting
Melissa Saenz	61	19	25	17
Maria Teresa Garcia	71	26	17	28

DEM District Clerk County Races

Vote For 1

	TOTAL	Election Day	Absentee	Early Voting
Gloria A. Martinez	91	31	30	30
Christine "Chris" Castillo	46	17	12	17

Summary Results Report
May 24, 2022 Joint Primary Runoff Election
May 24, 2022

UNOFFICIAL RESULTS

Bexar County

1037

Statistics

	TOTAL	Election Day	Absentee	Early Voting
Registered Voters - Total	2,556			
Ballots Cast - Total	185	85	34	66
Ballots Cast - Democratic Party	148	68	31	49
Voter Turnout - Total	7.24%			

DEM Lieutenant Governor

Vote For 1

	TOTAL	Election Day	Absentee	Early Voting
Michelle Beckley	87	45	17	25
Mike Collier	52	17	13	22

DEM Attorney General

Vote For 1

	TOTAL	Election Day	Absentee	Early Voting
Rochelle Mercedes Garza	109	52	18	39
Joe Jaworski	32	11	11	10

DEM Comptroller of Public Accounts

Vote For 1

	TOTAL	Election Day	Absentee	Early Voting
Angel Luis Vega	93	42	15	36
Janet T. Dudding	47	20	14	13

DEM Commissioner of the General Land Office

Vote For 1

	TOTAL	Election Day	Absentee	Early Voting
Sandragrace Martinez	100	49	20	31
Jay Kleberg	41	15	9	17

DEM County Judge County Races

Vote For 1

	TOTAL	Election Day	Absentee	Early Voting
Ina Minjarez	65	35	11	19
Peter Sakai	79	30	19	30

DEM Judge, County Court at Law No. 2 County Races

Vote For 1

	TOTAL	Election Day	Absentee	Early Voting
Melissa Saenz	68	35	12	21
Maria Teresa Garcia	71	28	18	25

DEM District Clerk County Races

Vote For 1

	TOTAL	Election Day	Absentee	Early Voting
Gloria A. Martinez	80	36	22	22
Christine "Chris" Castillo	64	30	8	26

Summary Results Report
May 24, 2022 Joint Primary Runoff Election
May 24, 2022

UNOFFICIAL RESULTS

Bexar County

1038

Statistics

	TOTAL	Election Day	Absentee	Early Voting
Registered Voters - Total	3,451			
Ballots Cast - Total	232	88	36	108
Ballots Cast - Democratic Party	161	51	30	80
Voter Turnout - Total	6.72%			

DEM Lieutenant Governor

Vote For 1

	TOTAL	Election Day	Absentee	Early Voting
Michelle Beckley	98	35	18	45
Mike Collier	58	15	12	31

DEM Attorney General

Vote For 1

	TOTAL	Election Day	Absentee	Early Voting
Rochelle Mercedes Garza	113	41	18	54
Joe Jaworski	42	7	12	23

DEM Comptroller of Public Accounts

Vote For 1

	TOTAL	Election Day	Absentee	Early Voting
Angel Luis Vega	88	22	20	46
Janet T. Dudding	64	24	10	30

DEM Commissioner of the General Land Office

Vote For 1

	TOTAL	Election Day	Absentee	Early Voting
Sandragrace Martinez	118	41	23	54
Jay Kleberg	36	8	7	21

DEM County Judge County Races

Vote For 1

	TOTAL	Election Day	Absentee	Early Voting
Ina Minjarez	51	21	8	22
Peter Sakai	106	29	22	55

DEM Judge, County Court at Law No. 2 County Races

Vote For 1

	TOTAL	Election Day	Absentee	Early Voting
Melissa Saenz	83	20	15	48
Maria Teresa Garcia	70	27	15	28

DEM District Clerk County Races

Vote For 1

	TOTAL	Election Day	Absentee	Early Voting
Gloria A. Martinez	85	29	19	37
Christine "Chris" Castillo	67	18	10	39

Summary Results Report
May 24, 2022 Joint Primary Runoff Election
May 24, 2022

UNOFFICIAL RESULTS

Bexar County

1039

Statistics

	TOTAL	Election Day	Absentee	Early Voting
Registered Voters - Total	3,303			
Ballots Cast - Total	98	40	16	42
Ballots Cast - Democratic Party	71	25	15	31
Voter Turnout - Total	2.97%			

DEM Lieutenant Governor

Vote For 1

	TOTAL	Election Day	Absentee	Early Voting
Michelle Beckley	44	15	5	24
Mike Collier	21	8	7	6

DEM Attorney General

Vote For 1

	TOTAL	Election Day	Absentee	Early Voting
Rochelle Mercedes Garza	55	18	8	29
Joe Jaworski	11	4	5	2

DEM Comptroller of Public Accounts

Vote For 1

	TOTAL	Election Day	Absentee	Early Voting
Angel Luis Vega	46	16	7	23
Janet T. Dudding	20	7	6	7

DEM Commissioner of the General Land Office

Vote For 1

	TOTAL	Election Day	Absentee	Early Voting
Sandragrace Martinez	53	18	8	27
Jay Kleberg	15	5	6	4

DEM County Judge County Races

Vote For 1

	TOTAL	Election Day	Absentee	Early Voting
Ina Minjarez	31	13	7	11
Peter Sakai	39	11	8	20

DEM Judge, County Court at Law No. 2 County Races

Vote For 1

	TOTAL	Election Day	Absentee	Early Voting
Melissa Saenz	37	15	9	13
Maria Teresa Garcia	29	8	4	17

DEM District Clerk County Races

Vote For 1

	TOTAL	Election Day	Absentee	Early Voting
Gloria A. Martinez	44	13	9	22
Christine "Chris" Castillo	22	9	4	9

Summary Results Report
May 24, 2022 Joint Primary Runoff Election
May 24, 2022

UNOFFICIAL RESULTS

Bexar County

1040

Statistics

	TOTAL	Election Day	Absentee	Early Voting
Registered Voters - Total	2,741			
Ballots Cast - Total	128	51	31	46
Ballots Cast - Democratic Party	110	46	29	35
Voter Turnout - Total	4.67%			

DEM Lieutenant Governor

Vote For 1

	TOTAL	Election Day	Absentee	Early Voting
Michelle Beckley	63	30	16	17
Mike Collier	37	12	13	12

DEM Attorney General

Vote For 1

	TOTAL	Election Day	Absentee	Early Voting
Rochelle Mercedes Garza	88	40	23	25
Joe Jaworski	20	5	6	9

DEM Comptroller of Public Accounts

Vote For 1

	TOTAL	Election Day	Absentee	Early Voting
Angel Luis Vega	91	35	28	28
Janet T. Dudding	14	8	1	5

DEM Commissioner of the General Land Office

Vote For 1

	TOTAL	Election Day	Absentee	Early Voting
Sandragrace Martinez	85	37	25	23
Jay Kleberg	17	7	3	7

DEM County Judge County Races

Vote For 1

	TOTAL	Election Day	Absentee	Early Voting
Ina Minjarez	35	15	8	12
Peter Sakai	73	31	20	22

DEM Judge, County Court at Law No. 2 County Races

Vote For 1

	TOTAL	Election Day	Absentee	Early Voting
Melissa Saenz	52	22	11	19
Maria Teresa Garcia	50	18	18	14

DEM District Clerk County Races

Vote For 1

	TOTAL	Election Day	Absentee	Early Voting
Gloria A. Martinez	74	27	24	23
Christine "Chris" Castillo	32	16	5	11

Summary Results Report
May 24, 2022 Joint Primary Runoff Election
May 24, 2022

UNOFFICIAL RESULTS

Bexar County

1041

Statistics

	TOTAL	Election Day	Absentee	Early Voting
Registered Voters - Total	2,362			
Ballots Cast - Total	126	43	32	51
Ballots Cast - Democratic Party	111	34	29	48
Voter Turnout - Total	5.33%			

DEM Lieutenant Governor

Vote For 1

	TOTAL	Election Day	Absentee	Early Voting
Michelle Beckley	61	25	14	22
Mike Collier	36	5	13	18

DEM Attorney General

Vote For 1

	TOTAL	Election Day	Absentee	Early Voting
Rochelle Mercedes Garza	87	28	20	39
Joe Jaworski	18	3	9	6

DEM Comptroller of Public Accounts

Vote For 1

	TOTAL	Election Day	Absentee	Early Voting
Angel Luis Vega	81	26	23	32
Janet T. Dudding	24	5	5	14

DEM Commissioner of the General Land Office

Vote For 1

	TOTAL	Election Day	Absentee	Early Voting
Sandragrace Martinez	89	28	24	37
Jay Kleberg	15	3	5	7

DEM County Judge County Races

Vote For 1

	TOTAL	Election Day	Absentee	Early Voting
Ina Minjarez	40	13	8	19
Peter Sakai	67	19	21	27

DEM Judge, County Court at Law No. 2 County Races

Vote For 1

	TOTAL	Election Day	Absentee	Early Voting
Melissa Saenz	56	12	17	27
Maria Teresa Garcia	51	21	12	18

DEM District Clerk County Races

Vote For 1

	TOTAL	Election Day	Absentee	Early Voting
Gloria A. Martinez	63	19	17	27
Christine "Chris" Castillo	43	14	11	18

Summary Results Report
May 24, 2022 Joint Primary Runoff Election
May 24, 2022

UNOFFICIAL RESULTS

Bexar County

1042

Statistics

	TOTAL	Election Day	Absentee	Early Voting
Registered Voters - Total	1,183			
Ballots Cast - Total	87	30	25	32
Ballots Cast - Democratic Party	73	22	25	26
Voter Turnout - Total	7.35%			

DEM Lieutenant Governor

Vote For 1

	TOTAL	Election Day	Absentee	Early Voting
Michelle Beckley	42	16	11	15
Mike Collier	26	5	12	9

DEM Attorney General

Vote For 1

	TOTAL	Election Day	Absentee	Early Voting
Rochelle Mercedes Garza	59	18	19	22
Joe Jaworski	10	2	5	3

DEM Comptroller of Public Accounts

Vote For 1

	TOTAL	Election Day	Absentee	Early Voting
Angel Luis Vega	54	17	17	20
Janet T. Dudding	15	3	7	5

DEM Commissioner of the General Land Office

Vote For 1

	TOTAL	Election Day	Absentee	Early Voting
Sandragrace Martinez	59	20	18	21
Jay Kleberg	9	1	5	3

DEM County Judge County Races

Vote For 1

	TOTAL	Election Day	Absentee	Early Voting
Ina Minjarez	22	8	5	9
Peter Sakai	48	12	19	17

DEM Judge, County Court at Law No. 2 County Races

Vote For 1

	TOTAL	Election Day	Absentee	Early Voting
Melissa Saenz	30	8	14	8
Maria Teresa Garcia	41	14	10	17

DEM District Clerk County Races

Vote For 1

	TOTAL	Election Day	Absentee	Early Voting
Gloria A. Martinez	41	11	14	16
Christine "Chris" Castillo	28	10	8	10

Summary Results Report
May 24, 2022 Joint Primary Runoff Election
May 24, 2022

UNOFFICIAL RESULTS

Bexar County

1043

Statistics

	TOTAL	Election Day	Absentee	Early Voting
Registered Voters - Total	1,632			
Ballots Cast - Total	100	43	11	46
Ballots Cast - Democratic Party	62	27	7	28
Voter Turnout - Total	6.13%			

DEM Lieutenant Governor

Vote For 1

	TOTAL	Election Day	Absentee	Early Voting
Michelle Beckley	42	17	5	20
Mike Collier	17	8	2	7

DEM Attorney General

Vote For 1

	TOTAL	Election Day	Absentee	Early Voting
Rochelle Mercedes Garza	54	25	5	24
Joe Jaworski	8	2	2	4

DEM Comptroller of Public Accounts

Vote For 1

	TOTAL	Election Day	Absentee	Early Voting
Angel Luis Vega	41	19	4	18
Janet T. Dudding	19	7	2	10

DEM Commissioner of the General Land Office

Vote For 1

	TOTAL	Election Day	Absentee	Early Voting
Sandragrace Martinez	44	19	3	22
Jay Kleberg	17	7	4	6

DEM County Judge County Races

Vote For 1

	TOTAL	Election Day	Absentee	Early Voting
Ina Minjarez	30	12	3	15
Peter Sakai	32	15	4	13

DEM Judge, County Court at Law No. 2 County Races

Vote For 1

	TOTAL	Election Day	Absentee	Early Voting
Melissa Saenz	31	9	4	18
Maria Teresa Garcia	28	16	3	9

DEM District Clerk County Races

Vote For 1

	TOTAL	Election Day	Absentee	Early Voting
Gloria A. Martinez	34	17	3	14
Christine "Chris" Castillo	26	8	4	14

Summary Results Report
May 24, 2022 Joint Primary Runoff Election
May 24, 2022

UNOFFICIAL RESULTS

Bexar County

1044

Statistics

	TOTAL	Election Day	Absentee	Early Voting
Registered Voters - Total	2,071			
Ballots Cast - Total	143	44	37	62
Ballots Cast - Democratic Party	123	38	37	48
Voter Turnout - Total	6.90%			

DEM Lieutenant Governor

Vote For 1

	TOTAL	Election Day	Absentee	Early Voting
Michelle Beckley	58	23	7	28
Mike Collier	53	12	29	12

DEM Attorney General

Vote For 1

	TOTAL	Election Day	Absentee	Early Voting
Rochelle Mercedes Garza	85	29	20	36
Joe Jaworski	25	6	16	3

DEM Comptroller of Public Accounts

Vote For 1

	TOTAL	Election Day	Absentee	Early Voting
Angel Luis Vega	75	21	24	30
Janet T. Dudding	32	13	11	8

DEM Commissioner of the General Land Office

Vote For 1

	TOTAL	Election Day	Absentee	Early Voting
Sandragrace Martinez	90	32	27	31
Jay Kleberg	18	3	7	8

DEM County Judge County Races

Vote For 1

	TOTAL	Election Day	Absentee	Early Voting
Ina Minjarez	53	19	13	21
Peter Sakai	67	18	23	26

DEM Judge, County Court at Law No. 2 County Races

Vote For 1

	TOTAL	Election Day	Absentee	Early Voting
Melissa Saenz	62	22	19	21
Maria Teresa Garcia	49	14	15	20

DEM District Clerk County Races

Vote For 1

	TOTAL	Election Day	Absentee	Early Voting
Gloria A. Martinez	69	25	24	20
Christine "Chris" Castillo	45	12	12	21

Summary Results Report
May 24, 2022 Joint Primary Runoff Election
May 24, 2022

UNOFFICIAL RESULTS

Bexar County

1045

Statistics

	TOTAL	Election Day	Absentee	Early Voting
Registered Voters - Total	3,328			
Ballots Cast - Total	212	90	40	82
Ballots Cast - Democratic Party	168	64	38	66
Voter Turnout - Total	6.37%			

DEM Lieutenant Governor

Vote For 1

	TOTAL	Election Day	Absentee	Early Voting
Michelle Beckley	91	37	24	30
Mike Collier	69	23	14	32

DEM Attorney General

Vote For 1

	TOTAL	Election Day	Absentee	Early Voting
Rochelle Mercedes Garza	129	53	27	49
Joe Jaworski	31	8	11	12

DEM Comptroller of Public Accounts

Vote For 1

	TOTAL	Election Day	Absentee	Early Voting
Angel Luis Vega	122	47	30	45
Janet T. Dudding	36	13	8	15

DEM Commissioner of the General Land Office

Vote For 1

	TOTAL	Election Day	Absentee	Early Voting
Sandragrace Martinez	126	48	27	51
Jay Kleberg	30	8	10	12

DEM County Judge County Races

Vote For 1

	TOTAL	Election Day	Absentee	Early Voting
Ina Minjarez	54	20	12	22
Peter Sakai	112	44	26	42

DEM Judge, County Court at Law No. 2 County Races

Vote For 1

	TOTAL	Election Day	Absentee	Early Voting
Melissa Saenz	67	22	13	32
Maria Teresa Garcia	91	35	25	31

DEM District Clerk County Races

Vote For 1

	TOTAL	Election Day	Absentee	Early Voting
Gloria A. Martinez	103	38	26	39
Christine "Chris" Castillo	58	22	12	24

Summary Results Report
May 24, 2022 Joint Primary Runoff Election
May 24, 2022

UNOFFICIAL RESULTS

Bexar County

1046

Statistics

	TOTAL	Election Day	Absentee	Early Voting
Registered Voters - Total	2,098			
Ballots Cast - Total	140	50	29	61
Ballots Cast - Democratic Party	119	40	27	52
Voter Turnout - Total	6.67%			

DEM Lieutenant Governor

Vote For 1

	TOTAL	Election Day	Absentee	Early Voting
Michelle Beckley	63	23	13	27
Mike Collier	45	13	14	18

DEM Attorney General

Vote For 1

	TOTAL	Election Day	Absentee	Early Voting
Rochelle Mercedes Garza	91	33	18	40
Joe Jaworski	20	4	9	7

DEM Comptroller of Public Accounts

Vote For 1

	TOTAL	Election Day	Absentee	Early Voting
Angel Luis Vega	83	24	21	38
Janet T. Dudding	26	12	6	8

DEM Commissioner of the General Land Office

Vote For 1

	TOTAL	Election Day	Absentee	Early Voting
Sandragrace Martinez	88	26	21	41
Jay Kleberg	20	9	6	5

DEM County Judge County Races

Vote For 1

	TOTAL	Election Day	Absentee	Early Voting
Ina Minjarez	47	17	11	19
Peter Sakai	68	22	15	31

DEM Judge, County Court at Law No. 2 County Races

Vote For 1

	TOTAL	Election Day	Absentee	Early Voting
Melissa Saenz	61	21	13	27
Maria Teresa Garcia	49	15	14	20

DEM District Clerk County Races

Vote For 1

	TOTAL	Election Day	Absentee	Early Voting
Gloria A. Martinez	69	16	22	31
Christine "Chris" Castillo	44	22	5	17

Summary Results Report
May 24, 2022 Joint Primary Runoff Election
May 24, 2022

UNOFFICIAL RESULTS

Bexar County

1047

Statistics

	TOTAL	Election Day	Absentee	Early Voting
Registered Voters - Total	1,774			
Ballots Cast - Total	111	55	15	41
Ballots Cast - Democratic Party	91	45	14	32
Voter Turnout - Total	6.26%			

DEM Lieutenant Governor

Vote For 1

	TOTAL	Election Day	Absentee	Early Voting
Michelle Beckley	47	24	5	18
Mike Collier	35	18	7	10

DEM Attorney General

Vote For 1

	TOTAL	Election Day	Absentee	Early Voting
Rochelle Mercedes Garza	62	34	6	22
Joe Jaworski	20	8	7	5

DEM Comptroller of Public Accounts

Vote For 1

	TOTAL	Election Day	Absentee	Early Voting
Angel Luis Vega	59	30	10	19
Janet T. Dudding	23	11	3	9

DEM Commissioner of the General Land Office

Vote For 1

	TOTAL	Election Day	Absentee	Early Voting
Sandragrace Martinez	59	31	7	21
Jay Kleberg	20	10	5	5

DEM County Judge County Races

Vote For 1

	TOTAL	Election Day	Absentee	Early Voting
Ina Minjarez	37	18	5	14
Peter Sakai	50	26	9	15

DEM Judge, County Court at Law No. 2 County Races

Vote For 1

	TOTAL	Election Day	Absentee	Early Voting
Melissa Saenz	37	21	5	11
Maria Teresa Garcia	44	21	7	16

DEM District Clerk County Races

Vote For 1

	TOTAL	Election Day	Absentee	Early Voting
Gloria A. Martinez	45	27	6	12
Christine "Chris" Castillo	39	17	6	16

Summary Results Report
May 24, 2022 Joint Primary Runoff Election
May 24, 2022

UNOFFICIAL RESULTS

Bexar County

1048

Statistics

	TOTAL	Election Day	Absentee	Early Voting
Registered Voters - Total	2,309			
Ballots Cast - Total	188	76	31	81
Ballots Cast - Democratic Party	150	57	28	65
Voter Turnout - Total	8.14%			

DEM Lieutenant Governor

Vote For 1

	TOTAL	Election Day	Absentee	Early Voting
Michelle Beckley	94	36	17	41
Mike Collier	51	18	10	23

DEM Attorney General

Vote For 1

	TOTAL	Election Day	Absentee	Early Voting
Rochelle Mercedes Garza	119	47	24	48
Joe Jaworski	27	8	4	15

DEM Comptroller of Public Accounts

Vote For 1

	TOTAL	Election Day	Absentee	Early Voting
Angel Luis Vega	105	37	22	46
Janet T. Dudding	38	17	6	15

DEM Commissioner of the General Land Office

Vote For 1

	TOTAL	Election Day	Absentee	Early Voting
Sandragrace Martinez	122	45	26	51
Jay Kleberg	24	10	2	12

DEM County Judge County Races

Vote For 1

	TOTAL	Election Day	Absentee	Early Voting
Ina Minjarez	57	22	12	23
Peter Sakai	90	35	16	39

DEM Judge, County Court at Law No. 2 County Races

Vote For 1

	TOTAL	Election Day	Absentee	Early Voting
Melissa Saenz	66	27	9	30
Maria Teresa Garcia	78	28	19	31

DEM District Clerk County Races

Vote For 1

	TOTAL	Election Day	Absentee	Early Voting
Gloria A. Martinez	89	33	16	40
Christine "Chris" Castillo	57	22	12	23

Summary Results Report
May 24, 2022 Joint Primary Runoff Election
May 24, 2022

UNOFFICIAL RESULTS

Bexar County

1049

Statistics

	TOTAL	Election Day	Absentee	Early Voting
Registered Voters - Total	2,570			
Ballots Cast - Total	187	85	31	71
Ballots Cast - Democratic Party	153	66	30	57
Voter Turnout - Total	7.28%			

DEM Lieutenant Governor

Vote For 1

	TOTAL	Election Day	Absentee	Early Voting
Michelle Beckley	80	34	17	29
Mike Collier	55	22	13	20

DEM Attorney General

Vote For 1

	TOTAL	Election Day	Absentee	Early Voting
Rochelle Mercedes Garza	117	48	27	42
Joe Jaworski	27	11	3	13

DEM Comptroller of Public Accounts

Vote For 1

	TOTAL	Election Day	Absentee	Early Voting
Angel Luis Vega	106	42	23	41
Janet T. Dudding	35	14	7	14

DEM Commissioner of the General Land Office

Vote For 1

	TOTAL	Election Day	Absentee	Early Voting
Sandragrace Martinez	117	51	20	46
Jay Kleberg	20	4	9	7

DEM County Judge County Races

Vote For 1

	TOTAL	Election Day	Absentee	Early Voting
Ina Minjarez	51	22	11	18
Peter Sakai	101	43	19	39

DEM Judge, County Court at Law No. 2 County Races

Vote For 1

	TOTAL	Election Day	Absentee	Early Voting
Melissa Saenz	74	32	10	32
Maria Teresa Garcia	69	26	20	23

DEM District Clerk County Races

Vote For 1

	TOTAL	Election Day	Absentee	Early Voting
Gloria A. Martinez	91	39	18	34
Christine "Chris" Castillo	54	20	12	22

Summary Results Report
May 24, 2022 Joint Primary Runoff Election
May 24, 2022

UNOFFICIAL RESULTS

Bexar County

1050

Statistics

	TOTAL	Election Day	Absentee	Early Voting
Registered Voters - Total	842			
Ballots Cast - Total	108	48	19	41
Ballots Cast - Democratic Party	94	43	17	34
Voter Turnout - Total	12.83%			

DEM United States Representative, District 28 United States Representative, District 28

Vote For 1

	TOTAL	Election Day	Absentee	Early Voting
Jessica Cisneros	80	37	14	29
Henry Cuellar	14	6	3	5

DEM Lieutenant Governor

Vote For 1

	TOTAL	Election Day	Absentee	Early Voting
Michelle Beckley	46	19	6	21
Mike Collier	37	17	10	10

DEM Attorney General

Vote For 1

	TOTAL	Election Day	Absentee	Early Voting
Rochelle Mercedes Garza	66	29	9	28
Joe Jaworski	21	10	6	5

DEM Comptroller of Public Accounts

Vote For 1

	TOTAL	Election Day	Absentee	Early Voting
Angel Luis Vega	57	28	10	19
Janet T. Dudding	23	8	5	10

DEM Commissioner of the General Land Office

Vote For 1

	TOTAL	Election Day	Absentee	Early Voting
Sandragrace Martinez	63	29	10	24
Jay Kleberg	16	6	5	5

DEM County Judge County Races

Vote For 1

	TOTAL	Election Day	Absentee	Early Voting
Ina Minjarez	35	18	6	11
Peter Sakai	57	23	11	23

DEM Judge, County Court at Law No. 2 County Races

Vote For 1

	TOTAL	Election Day	Absentee	Early Voting
Melissa Saenz	43	20	9	14
Maria Teresa Garcia	39	17	6	16

Summary Results Report
May 24, 2022 Joint Primary Runoff Election
May 24, 2022

UNOFFICIAL RESULTS

Bexar County

1050

DEM District Clerk County Races

Vote For 1

	TOTAL	Election Day	Absentee	Early Voting
Gloria A. Martinez	48	23	8	17
Christine "Chris" Castillo	36	15	7	14

RETRIEVED FROM DEMOCRACYDOCKET.COM

Summary Results Report
May 24, 2022 Joint Primary Runoff Election
May 24, 2022

UNOFFICIAL RESULTS

Bexar County

1051

Statistics

	TOTAL	Election Day	Absentee	Early Voting
Registered Voters - Total	2,079			
Ballots Cast - Total	243	79	33	131
Ballots Cast - Democratic Party	192	52	29	111
Voter Turnout - Total	11.69%			

DEM United States Representative, District 28 United States Representative, District 28

Vote For 1

	TOTAL	Election Day	Absentee	Early Voting
Jessica Cisneros	133	45	15	73
Henry Cuellar	57	7	14	36

DEM Lieutenant Governor

Vote For 1

	TOTAL	Election Day	Absentee	Early Voting
Michelle Beckley	102	29	13	60
Mike Collier	67	16	14	37

DEM Attorney General

Vote For 1

	TOTAL	Election Day	Absentee	Early Voting
Rochelle Mercedes Garza	144	41	21	82
Joe Jaworski	34	5	8	21

DEM Comptroller of Public Accounts

Vote For 1

	TOTAL	Election Day	Absentee	Early Voting
Angel Luis Vega	126	29	20	77
Janet T. Dudding	44	15	8	21

DEM Commissioner of the General Land Office

Vote For 1

	TOTAL	Election Day	Absentee	Early Voting
Sandragrace Martinez	137	40	17	80
Jay Kleberg	36	4	11	21

DEM County Judge County Races

Vote For 1

	TOTAL	Election Day	Absentee	Early Voting
Ina Minjarez	53	21	6	26
Peter Sakai	132	29	23	80

DEM Judge, County Court at Law No. 2 County Races

Vote For 1

	TOTAL	Election Day	Absentee	Early Voting
Melissa Saenz	99	23	18	58
Maria Teresa Garcia	76	23	9	44

Summary Results Report
May 24, 2022 Joint Primary Runoff Election
May 24, 2022

UNOFFICIAL RESULTS

Bexar County

1051

DEM District Clerk County Races

Vote For 1

	TOTAL	Election Day	Absentee	Early Voting
Gloria A. Martinez	126	38	14	74
Christine "Chris" Castillo	53	10	14	29

RETRIEVED FROM DEMOCRACYDOCKET.COM

Summary Results Report
May 24, 2022 Joint Primary Runoff Election
May 24, 2022

UNOFFICIAL RESULTS

Bexar County

1052

Statistics

	TOTAL	Election Day	Absentee	Early Voting
Registered Voters - Total	2,128			
Ballots Cast - Total	254	85	26	143
Ballots Cast - Democratic Party	204	70	21	113
Voter Turnout - Total	11.94%			

DEM United States Representative, District 28 United States Representative, District 28

Vote For 1

	TOTAL	Election Day	Absentee	Early Voting
Jessica Cisneros	176	59	14	103
Henry Cuellar	26	10	7	9

DEM Lieutenant Governor

Vote For 1

	TOTAL	Election Day	Absentee	Early Voting
Michelle Beckley	133	48	10	75
Mike Collier	56	18	11	27

DEM Attorney General

Vote For 1

	TOTAL	Election Day	Absentee	Early Voting
Rochelle Mercedes Garza	150	55	15	80
Joe Jaworski	38	9	6	23

DEM Comptroller of Public Accounts

Vote For 1

	TOTAL	Election Day	Absentee	Early Voting
Angel Luis Vega	128	48	11	69
Janet T. Dudding	56	15	9	32

DEM Commissioner of the General Land Office

Vote For 1

	TOTAL	Election Day	Absentee	Early Voting
Sandragrace Martinez	150	55	10	85
Jay Kleberg	36	7	11	18

DEM County Judge County Races

Vote For 1

	TOTAL	Election Day	Absentee	Early Voting
Ina Minjarez	68	21	4	43
Peter Sakai	127	45	17	65

DEM Judge, County Court at Law No. 2 County Races

Vote For 1

	TOTAL	Election Day	Absentee	Early Voting
Melissa Saenz	102	35	10	57
Maria Teresa Garcia	88	29	10	49

Summary Results Report
May 24, 2022 Joint Primary Runoff Election
May 24, 2022

UNOFFICIAL RESULTS

Bexar County

1052

DEM District Clerk County Races

Vote For 1

	TOTAL	Election Day	Absentee	Early Voting
Gloria A. Martinez	106	40	7	59
Christine "Chris" Castillo	83	25	14	44

RETRIEVED FROM DEMOCRACYDOCKET.COM

Summary Results Report
May 24, 2022 Joint Primary Runoff Election
May 24, 2022

UNOFFICIAL RESULTS

Bexar County

1053

Statistics

	TOTAL	Election Day	Absentee	Early Voting
Registered Voters - Total	254			
Ballots Cast - Total	27	9	1	17
Ballots Cast - Democratic Party	25	7	1	17
Voter Turnout - Total	10.63%			

DEM United States Representative, District 28 United States Representative, District 28

Vote For 1

	TOTAL	Election Day	Absentee	Early Voting
Jessica Cisneros	20	6	0	14
Henry Cuellar	5	1	1	3

DEM Lieutenant Governor

Vote For 1

	TOTAL	Election Day	Absentee	Early Voting
Michelle Beckley	14	4	1	9
Mike Collier	10	3	0	7

DEM Attorney General

Vote For 1

	TOTAL	Election Day	Absentee	Early Voting
Rochelle Mercedes Garza	18	4	1	13
Joe Jaworski	4	2	0	2

DEM Comptroller of Public Accounts

Vote For 1

	TOTAL	Election Day	Absentee	Early Voting
Angel Luis Vega	15	4	1	10
Janet T. Dudding	8	3	0	5

DEM Commissioner of the General Land Office

Vote For 1

	TOTAL	Election Day	Absentee	Early Voting
Sandragrace Martinez	18	4	0	14
Jay Kleberg	4	3	1	0

DEM County Judge County Races

Vote For 1

	TOTAL	Election Day	Absentee	Early Voting
Ina Minjarez	13	4	0	9
Peter Sakai	12	3	1	8

DEM Judge, County Court at Law No. 2 County Races

Vote For 1

	TOTAL	Election Day	Absentee	Early Voting
Melissa Saenz	14	3	1	10
Maria Teresa Garcia	10	4	0	6

Summary Results Report
May 24, 2022 Joint Primary Runoff Election
May 24, 2022

UNOFFICIAL RESULTS

Bexar County

1053

DEM District Clerk County Races

Vote For 1

	TOTAL	Election Day	Absentee	Early Voting
Gloria A. Martinez	16	5	1	10
Christine "Chris" Castillo	9	2	0	7

RETRIEVED FROM DEMOCRACYDOCKET.COM

Summary Results Report
May 24, 2022 Joint Primary Runoff Election
May 24, 2022

UNOFFICIAL RESULTS

Bexar County

1054

Statistics

	TOTAL	Election Day	Absentee	Early Voting
Registered Voters - Total	2,661			
Ballots Cast - Total	333	134	52	147
Ballots Cast - Democratic Party	282	114	50	118
Voter Turnout - Total	12.51%			

DEM United States Representative, District 28 United States Representative, District 28

Vote For 1

	TOTAL	Election Day	Absentee	Early Voting
Jessica Cisneros	222	95	31	96
Henry Cuellar	57	19	16	22

DEM Lieutenant Governor

Vote For 1

	TOTAL	Election Day	Absentee	Early Voting
Michelle Beckley	156	75	16	65
Mike Collier	103	32	29	42

DEM Attorney General

Vote For 1

	TOTAL	Election Day	Absentee	Early Voting
Rochelle Mercedes Garza	208	94	25	89
Joe Jaworski	53	16	18	19

DEM Comptroller of Public Accounts

Vote For 1

	TOTAL	Election Day	Absentee	Early Voting
Angel Luis Vega	182	79	26	77
Janet T. Dudding	74	29	17	28

DEM Commissioner of the General Land Office

Vote For 1

	TOTAL	Election Day	Absentee	Early Voting
Sandragrace Martinez	203	87	30	86
Jay Kleberg	56	23	13	20

DEM County Judge County Races

Vote For 1

	TOTAL	Election Day	Absentee	Early Voting
Ina Minjarez	93	46	10	37
Peter Sakai	185	67	40	78

DEM Judge, County Court at Law No. 2 County Races

Vote For 1

	TOTAL	Election Day	Absentee	Early Voting
Melissa Saenz	144	63	23	58
Maria Teresa Garcia	119	44	21	54

Summary Results Report
May 24, 2022 Joint Primary Runoff Election
May 24, 2022

UNOFFICIAL RESULTS

Bexar County

1054

DEM District Clerk County Races

Vote For 1

	TOTAL	Election Day	Absentee	Early Voting
Gloria A. Martinez	178	70	35	73
Christine "Chris" Castillo	88	38	10	40

RETRIEVED FROM DEMOCRACYDOCKET.COM

Summary Results Report
May 24, 2022 Joint Primary Runoff Election
May 24, 2022

UNOFFICIAL RESULTS

Bexar County

1055

Statistics

	TOTAL	Election Day	Absentee	Early Voting
Registered Voters - Total	2,018			
Ballots Cast - Total	178	79	26	73
Ballots Cast - Democratic Party	122	46	22	54
Voter Turnout - Total	8.82%			

DEM Lieutenant Governor

Vote For 1

	TOTAL	Election Day	Absentee	Early Voting
Michelle Beckley	65	22	7	36
Mike Collier	54	23	15	16

DEM Attorney General

Vote For 1

	TOTAL	Election Day	Absentee	Early Voting
Rochelle Mercedes Garza	91	35	14	42
Joe Jaworski	30	11	8	11

DEM Comptroller of Public Accounts

Vote For 1

	TOTAL	Election Day	Absentee	Early Voting
Angel Luis Vega	58	21	8	29
Janet T. Dudding	61	23	14	24

DEM Commissioner of the General Land Office

Vote For 1

	TOTAL	Election Day	Absentee	Early Voting
Sandragrace Martinez	87	34	15	38
Jay Kleberg	31	12	7	12

DEM County Judge County Races

Vote For 1

	TOTAL	Election Day	Absentee	Early Voting
Ina Minjarez	54	21	5	28
Peter Sakai	68	25	17	26

DEM Judge, County Court at Law No. 2 County Races

Vote For 1

	TOTAL	Election Day	Absentee	Early Voting
Melissa Saenz	75	29	12	34
Maria Teresa Garcia	43	15	8	20

DEM District Clerk County Races

Vote For 1

	TOTAL	Election Day	Absentee	Early Voting
Gloria A. Martinez	58	26	8	24
Christine "Chris" Castillo	58	19	10	29

Summary Results Report
May 24, 2022 Joint Primary Runoff Election
May 24, 2022

UNOFFICIAL RESULTS

Bexar County

1056

Statistics

	TOTAL	Election Day	Absentee	Early Voting
Registered Voters - Total	3,701			
Ballots Cast - Total	323	172	17	134
Ballots Cast - Democratic Party	252	126	13	113
Voter Turnout - Total	8.73%			

DEM United States Representative, District 28 United States Representative, District 28

Vote For 1

	TOTAL	Election Day	Absentee	Early Voting
Jessica Cisneros	219	115	8	96
Henry Cuellar	27	9	5	13

DEM Lieutenant Governor

Vote For 1

	TOTAL	Election Day	Absentee	Early Voting
Michelle Beckley	161	82	5	74
Mike Collier	59	24	7	28

DEM Attorney General

Vote For 1

	TOTAL	Election Day	Absentee	Early Voting
Rochelle Mercedes Garza	194	102	7	85
Joe Jaworski	36	9	6	21

DEM Comptroller of Public Accounts

Vote For 1

	TOTAL	Election Day	Absentee	Early Voting
Angel Luis Vega	148	72	7	69
Janet T. Dudding	73	34	5	34

DEM Commissioner of the General Land Office

Vote For 1

	TOTAL	Election Day	Absentee	Early Voting
Sandragrace Martinez	176	91	6	79
Jay Kleberg	43	14	6	23

DEM County Judge County Races

Vote For 1

	TOTAL	Election Day	Absentee	Early Voting
Ina Minjarez	130	71	6	53
Peter Sakai	107	44	7	56

DEM Judge, County Court at Law No. 2 County Races

Vote For 1

	TOTAL	Election Day	Absentee	Early Voting
Melissa Saenz	130	63	5	62
Maria Teresa Garcia	95	44	6	45

Summary Results Report
May 24, 2022 Joint Primary Runoff Election
May 24, 2022

UNOFFICIAL RESULTS

Bexar County

1056

DEM District Clerk County Races

Vote For 1

	TOTAL	Election Day	Absentee	Early Voting
Gloria A. Martinez	113	58	3	52
Christine "Chris" Castillo	123	52	10	61

RETRIEVED FROM DEMOCRACYDOCKET.COM

Summary Results Report
May 24, 2022 Joint Primary Runoff Election
May 24, 2022

UNOFFICIAL RESULTS

Bexar County

1057

Statistics

	TOTAL	Election Day	Absentee	Early Voting
Registered Voters - Total	2,634			
Ballots Cast - Total	173	101	23	49
Ballots Cast - Democratic Party	102	53	20	29
Voter Turnout - Total	6.57%			

DEM United States Representative, District 28 United States Representative, District 28

Vote For 1

	TOTAL	Election Day	Absentee	Early Voting
Jessica Cisneros	85	47	15	23
Henry Cuellar	17	6	5	6

DEM Lieutenant Governor

Vote For 1

	TOTAL	Election Day	Absentee	Early Voting
Michelle Beckley	52	23	11	18
Mike Collier	39	24	9	6

DEM Attorney General

Vote For 1

	TOTAL	Election Day	Absentee	Early Voting
Rochelle Mercedes Garza	66	35	13	18
Joe Jaworski	23	13	5	5

DEM Comptroller of Public Accounts

Vote For 1

	TOTAL	Election Day	Absentee	Early Voting
Angel Luis Vega	53	23	14	16
Janet T. Dudding	32	21	4	7

DEM Commissioner of the General Land Office

Vote For 1

	TOTAL	Election Day	Absentee	Early Voting
Sandragrace Martinez	63	32	11	20
Jay Kleberg	22	12	7	3

DEM County Judge County Races

Vote For 1

	TOTAL	Election Day	Absentee	Early Voting
Ina Minjarez	40	26	5	9
Peter Sakai	57	24	15	18

DEM Judge, County Court at Law No. 2 County Races

Vote For 1

	TOTAL	Election Day	Absentee	Early Voting
Melissa Saenz	48	19	15	14
Maria Teresa Garcia	40	26	3	11

Summary Results Report
May 24, 2022 Joint Primary Runoff Election
May 24, 2022

UNOFFICIAL RESULTS

Bexar County

1057

DEM District Clerk County Races

Vote For 1

	TOTAL	Election Day	Absentee	Early Voting
Gloria A. Martinez	58	36	8	14
Christine "Chris" Castillo	35	13	12	10

RETRIEVED FROM DEMOCRACYDOCKET.COM

Summary Results Report
May 24, 2022 Joint Primary Runoff Election
May 24, 2022

UNOFFICIAL RESULTS

Bexar County

1058

Statistics

	TOTAL	Election Day	Absentee	Early Voting
Registered Voters - Total	2,907			
Ballots Cast - Total	152	78	6	68
Ballots Cast - Democratic Party	87	43	5	39
Voter Turnout - Total	5.23%			

DEM Lieutenant Governor

Vote For 1

	TOTAL	Election Day	Absentee	Early Voting
Michelle Beckley	60	30	5	25
Mike Collier	21	9	0	12

DEM Attorney General

Vote For 1

	TOTAL	Election Day	Absentee	Early Voting
Rochelle Mercedes Garza	70	35	5	30
Joe Jaworski	8	2	0	6

DEM Comptroller of Public Accounts

Vote For 1

	TOTAL	Election Day	Absentee	Early Voting
Angel Luis Vega	59	27	4	28
Janet T. Dudding	23	13	1	9

DEM Commissioner of the General Land Office

Vote For 1

	TOTAL	Election Day	Absentee	Early Voting
Sandragrace Martinez	70	33	4	33
Jay Kleberg	11	6	1	4

DEM County Judge County Races

Vote For 1

	TOTAL	Election Day	Absentee	Early Voting
Ina Minjarez	36	15	2	19
Peter Sakai	48	26	3	19

DEM Judge, County Court at Law No. 2 County Races

Vote For 1

	TOTAL	Election Day	Absentee	Early Voting
Melissa Saenz	39	18	2	19
Maria Teresa Garcia	44	22	3	19

DEM District Clerk County Races

Vote For 1

	TOTAL	Election Day	Absentee	Early Voting
Gloria A. Martinez	41	16	4	21
Christine "Chris" Castillo	42	23	1	18

Summary Results Report
May 24, 2022 Joint Primary Runoff Election
May 24, 2022

UNOFFICIAL RESULTS

Bexar County

1059

Statistics

	TOTAL	Election Day	Absentee	Early Voting
Registered Voters - Total	463			
Ballots Cast - Total	23	12	5	6
Ballots Cast - Democratic Party	18	8	4	6
Voter Turnout - Total	4.97%			

DEM Lieutenant Governor

Vote For 1

	TOTAL	Election Day	Absentee	Early Voting
Michelle Beckley	8	2	0	6
Mike Collier	7	3	4	0

DEM Attorney General

Vote For 1

	TOTAL	Election Day	Absentee	Early Voting
Rochelle Mercedes Garza	13	3	4	6
Joe Jaworski	2	2	0	0

DEM Comptroller of Public Accounts

Vote For 1

	TOTAL	Election Day	Absentee	Early Voting
Angel Luis Vega	13	4	4	5
Janet T. Dudding	1	0	0	1

DEM Commissioner of the General Land Office

Vote For 1

	TOTAL	Election Day	Absentee	Early Voting
Sandragrace Martinez	11	2	4	5
Jay Kleberg	4	3	0	1

DEM County Judge County Races

Vote For 1

	TOTAL	Election Day	Absentee	Early Voting
Ina Minjarez	12	6	2	4
Peter Sakai	6	2	2	2

DEM Judge, County Court at Law No. 2 County Races

Vote For 1

	TOTAL	Election Day	Absentee	Early Voting
Melissa Saenz	4	2	0	2
Maria Teresa Garcia	10	2	4	4

DEM District Clerk County Races

Vote For 1

	TOTAL	Election Day	Absentee	Early Voting
Gloria A. Martinez	12	5	2	5
Christine "Chris" Castillo	3	0	2	1

Summary Results Report
May 24, 2022 Joint Primary Runoff Election
May 24, 2022

UNOFFICIAL RESULTS

Bexar County

1060

Statistics

	TOTAL	Election Day	Absentee	Early Voting
Registered Voters - Total	3,013			
Ballots Cast - Total	129	52	15	62
Ballots Cast - Democratic Party	110	41	15	54
Voter Turnout - Total	4.28%			

DEM Lieutenant Governor

Vote For 1

	TOTAL	Election Day	Absentee	Early Voting
Michelle Beckley	74	25	10	39
Mike Collier	29	14	5	10

DEM Attorney General

Vote For 1

	TOTAL	Election Day	Absentee	Early Voting
Rochelle Mercedes Garza	86	34	8	44
Joe Jaworski	18	5	7	6

DEM Comptroller of Public Accounts

Vote For 1

	TOTAL	Election Day	Absentee	Early Voting
Angel Luis Vega	76	31	11	34
Janet T. Dudding	27	8	4	15

DEM Commissioner of the General Land Office

Vote For 1

	TOTAL	Election Day	Absentee	Early Voting
Sandragrace Martinez	94	35	15	44
Jay Kleberg	9	5	0	4

DEM County Judge County Races

Vote For 1

	TOTAL	Election Day	Absentee	Early Voting
Ina Minjarez	46	19	5	22
Peter Sakai	60	21	9	30

DEM Judge, County Court at Law No. 2 County Races

Vote For 1

	TOTAL	Election Day	Absentee	Early Voting
Melissa Saenz	59	23	8	28
Maria Teresa Garcia	46	17	7	22

DEM District Clerk County Races

Vote For 1

	TOTAL	Election Day	Absentee	Early Voting
Gloria A. Martinez	62	27	8	27
Christine "Chris" Castillo	44	14	6	24

Summary Results Report
May 24, 2022 Joint Primary Runoff Election
May 24, 2022

UNOFFICIAL RESULTS

Bexar County

1061

Statistics

	TOTAL	Election Day	Absentee	Early Voting
Registered Voters - Total	2,850			
Ballots Cast - Total	100	45	15	40
Ballots Cast - Democratic Party	80	34	15	31
Voter Turnout - Total	3.51%			

DEM Lieutenant Governor

Vote For 1

	TOTAL	Election Day	Absentee	Early Voting
Michelle Beckley	46	20	8	18
Mike Collier	30	12	7	11

DEM Attorney General

Vote For 1

	TOTAL	Election Day	Absentee	Early Voting
Rochelle Mercedes Garza	62	29	11	22
Joe Jaworski	14	4	4	6

DEM Comptroller of Public Accounts

Vote For 1

	TOTAL	Election Day	Absentee	Early Voting
Angel Luis Vega	47	22	7	18
Janet T. Dudding	28	10	8	10

DEM Commissioner of the General Land Office

Vote For 1

	TOTAL	Election Day	Absentee	Early Voting
Sandragrace Martinez	59	27	11	21
Jay Kleberg	17	6	4	7

DEM County Judge County Races

Vote For 1

	TOTAL	Election Day	Absentee	Early Voting
Ina Minjarez	40	20	6	14
Peter Sakai	38	14	9	15

DEM Judge, County Court at Law No. 2 County Races

Vote For 1

	TOTAL	Election Day	Absentee	Early Voting
Melissa Saenz	39	18	10	11
Maria Teresa Garcia	36	15	5	16

DEM District Clerk County Races

Vote For 1

	TOTAL	Election Day	Absentee	Early Voting
Gloria A. Martinez	45	22	10	13
Christine "Chris" Castillo	30	11	5	14

Summary Results Report
May 24, 2022 Joint Primary Runoff Election
May 24, 2022

UNOFFICIAL RESULTS

Bexar County

1062

Statistics

	TOTAL	Election Day	Absentee	Early Voting
Registered Voters - Total	217			
Ballots Cast - Total	9	6	0	3
Ballots Cast - Democratic Party	4	4	0	0
Voter Turnout - Total	4.15%			

DEM Lieutenant Governor

Vote For 1

	TOTAL	Election Day	Absentee	Early Voting
Michelle Beckley	2	2	0	0
Mike Collier	2	2	0	0

DEM Attorney General

Vote For 1

	TOTAL	Election Day	Absentee	Early Voting
Rochelle Mercedes Garza	2	2	0	0
Joe Jaworski	2	2	0	0

DEM Comptroller of Public Accounts

Vote For 1

	TOTAL	Election Day	Absentee	Early Voting
Angel Luis Vega	1	1	0	0
Janet T. Dudding	3	3	0	0

DEM Commissioner of the General Land Office

Vote For 1

	TOTAL	Election Day	Absentee	Early Voting
Sandragrace Martinez	1	1	0	0
Jay Kleberg	3	3	0	0

DEM County Judge County Races

Vote For 1

	TOTAL	Election Day	Absentee	Early Voting
Ina Minjarez	1	1	0	0
Peter Sakai	3	3	0	0

DEM Judge, County Court at Law No. 2 County Races

Vote For 1

	TOTAL	Election Day	Absentee	Early Voting
Melissa Saenz	3	3	0	0
Maria Teresa Garcia	1	1	0	0

DEM District Clerk County Races

Vote For 1

	TOTAL	Election Day	Absentee	Early Voting
Gloria A. Martinez	1	1	0	0
Christine "Chris" Castillo	3	3	0	0

Summary Results Report
May 24, 2022 Joint Primary Runoff Election
May 24, 2022

UNOFFICIAL RESULTS

Bexar County

1063

Statistics

	TOTAL	Election Day	Absentee	Early Voting
Registered Voters - Total	2,414			
Ballots Cast - Total	161	80	14	67
Ballots Cast - Democratic Party	64	26	6	32
Voter Turnout - Total	6.67%			

DEM Lieutenant Governor

Vote For 1

	TOTAL	Election Day	Absentee	Early Voting
Michelle Beckley	39	14	5	20
Mike Collier	23	10	1	12

DEM Attorney General

Vote For 1

	TOTAL	Election Day	Absentee	Early Voting
Rochelle Mercedes Garza	48	19	5	24
Joe Jaworski	15	6	1	8

DEM Comptroller of Public Accounts

Vote For 1

	TOTAL	Election Day	Absentee	Early Voting
Angel Luis Vega	46	21	4	21
Janet T. Dudding	15	3	2	10

DEM Commissioner of the General Land Office

Vote For 1

	TOTAL	Election Day	Absentee	Early Voting
Sandragrace Martinez	44	19	4	21
Jay Kleberg	17	5	2	10

DEM County Judge County Races

Vote For 1

	TOTAL	Election Day	Absentee	Early Voting
Ina Minjarez	22	13	1	8
Peter Sakai	41	12	5	24

DEM Judge, County Court at Law No. 2 County Races

Vote For 1

	TOTAL	Election Day	Absentee	Early Voting
Melissa Saenz	35	17	2	16
Maria Teresa Garcia	27	7	4	16

DEM District Clerk County Races

Vote For 1

	TOTAL	Election Day	Absentee	Early Voting
Gloria A. Martinez	44	20	2	22
Christine "Chris" Castillo	19	6	4	9

Summary Results Report
May 24, 2022 Joint Primary Runoff Election
May 24, 2022

UNOFFICIAL RESULTS

Bexar County

1064

Statistics

	TOTAL	Election Day	Absentee	Early Voting
Registered Voters - Total	1,301			
Ballots Cast - Total	70	32	8	30
Ballots Cast - Democratic Party	41	16	7	18
Voter Turnout - Total	5.38%			

DEM Lieutenant Governor

Vote For 1

	TOTAL	Election Day	Absentee	Early Voting
Michelle Beckley	19	6	5	8
Mike Collier	19	7	2	10

DEM Attorney General

Vote For 1

	TOTAL	Election Day	Absentee	Early Voting
Rochelle Mercedes Garza	30	14	3	13
Joe Jaworski	10	2	4	4

DEM Comptroller of Public Accounts

Vote For 1

	TOTAL	Election Day	Absentee	Early Voting
Angel Luis Vega	31	12	6	13
Janet T. Dudding	8	3	0	5

DEM Commissioner of the General Land Office

Vote For 1

	TOTAL	Election Day	Absentee	Early Voting
Sandragrace Martinez	31	12	5	14
Jay Kleberg	9	4	1	4

DEM County Judge County Races

Vote For 1

	TOTAL	Election Day	Absentee	Early Voting
Ina Minjarez	19	7	3	9
Peter Sakai	22	9	4	9

DEM Judge, County Court at Law No. 2 County Races

Vote For 1

	TOTAL	Election Day	Absentee	Early Voting
Melissa Saenz	21	8	3	10
Maria Teresa Garcia	20	8	4	8

DEM District Clerk County Races

Vote For 1

	TOTAL	Election Day	Absentee	Early Voting
Gloria A. Martinez	25	8	4	13
Christine "Chris" Castillo	16	8	3	5

Summary Results Report
May 24, 2022 Joint Primary Runoff Election
May 24, 2022

UNOFFICIAL RESULTS

Bexar County

1065

Statistics

	TOTAL	Election Day	Absentee	Early Voting
Registered Voters - Total	2,470			
Ballots Cast - Total	185	99	17	69
Ballots Cast - Democratic Party	103	51	14	38
Voter Turnout - Total	7.49%			

DEM Lieutenant Governor

Vote For 1

	TOTAL	Election Day	Absentee	Early Voting
Michelle Beckley	52	27	8	17
Mike Collier	40	17	6	17

DEM Attorney General

Vote For 1

	TOTAL	Election Day	Absentee	Early Voting
Rochelle Mercedes Garza	71	32	13	26
Joe Jaworski	25	15	1	9

DEM Comptroller of Public Accounts

Vote For 1

	TOTAL	Election Day	Absentee	Early Voting
Angel Luis Vega	64	27	11	26
Janet T. Dudding	28	16	3	9

DEM Commissioner of the General Land Office

Vote For 1

	TOTAL	Election Day	Absentee	Early Voting
Sandragrace Martinez	67	34	8	25
Jay Kleberg	26	11	6	9

DEM County Judge County Races

Vote For 1

	TOTAL	Election Day	Absentee	Early Voting
Ina Minjarez	33	18	7	8
Peter Sakai	66	31	7	28

DEM Judge, County Court at Law No. 2 County Races

Vote For 1

	TOTAL	Election Day	Absentee	Early Voting
Melissa Saenz	46	25	4	17
Maria Teresa Garcia	47	20	10	17

DEM District Clerk County Races

Vote For 1

	TOTAL	Election Day	Absentee	Early Voting
Gloria A. Martinez	64	24	10	30
Christine "Chris" Castillo	34	23	4	7

Summary Results Report
May 24, 2022 Joint Primary Runoff Election
May 24, 2022

UNOFFICIAL RESULTS

Bexar County

1066

Statistics

	TOTAL	Election Day	Absentee	Early Voting
Registered Voters - Total	876			
Ballots Cast - Total	45	19	7	19
Ballots Cast - Democratic Party	36	16	7	13
Voter Turnout - Total	5.14%			

DEM Lieutenant Governor

Vote For 1

	TOTAL	Election Day	Absentee	Early Voting
Michelle Beckley	20	7	3	10
Mike Collier	12	6	3	3

DEM Attorney General

Vote For 1

	TOTAL	Election Day	Absentee	Early Voting
Rochelle Mercedes Garza	27	14	4	9
Joe Jaworski	6	0	3	3

DEM Comptroller of Public Accounts

Vote For 1

	TOTAL	Election Day	Absentee	Early Voting
Angel Luis Vega	23	10	4	9
Janet T. Dudding	11	4	3	4

DEM Commissioner of the General Land Office

Vote For 1

	TOTAL	Election Day	Absentee	Early Voting
Sandragrace Martinez	28	14	2	12
Jay Kleberg	6	1	4	1

DEM County Judge County Races

Vote For 1

	TOTAL	Election Day	Absentee	Early Voting
Ina Minjarez	15	4	4	7
Peter Sakai	21	12	3	6

DEM Judge, County Court at Law No. 2 County Races

Vote For 1

	TOTAL	Election Day	Absentee	Early Voting
Melissa Saenz	17	8	3	6
Maria Teresa Garcia	16	5	4	7

DEM District Clerk County Races

Vote For 1

	TOTAL	Election Day	Absentee	Early Voting
Gloria A. Martinez	16	9	1	6
Christine "Chris" Castillo	17	4	6	7

Summary Results Report
May 24, 2022 Joint Primary Runoff Election
May 24, 2022

UNOFFICIAL RESULTS

Bexar County

1067

Statistics

	TOTAL	Election Day	Absentee	Early Voting
Registered Voters - Total	3,432			
Ballots Cast - Total	190	95	37	58
Ballots Cast - Democratic Party	74	36	17	21
Voter Turnout - Total	5.54%			

DEM Lieutenant Governor

Vote For 1

	TOTAL	Election Day	Absentee	Early Voting
Michelle Beckley	40	19	8	13
Mike Collier	26	15	5	6

DEM Attorney General

Vote For 1

	TOTAL	Election Day	Absentee	Early Voting
Rochelle Mercedes Garza	49	26	9	14
Joe Jaworski	21	8	7	6

DEM Comptroller of Public Accounts

Vote For 1

	TOTAL	Election Day	Absentee	Early Voting
Angel Luis Vega	34	15	6	13
Janet T. Dudding	32	18	7	7

DEM Commissioner of the General Land Office

Vote For 1

	TOTAL	Election Day	Absentee	Early Voting
Sandragrace Martinez	46	20	8	18
Jay Kleberg	23	15	5	3

DEM County Judge County Races

Vote For 1

	TOTAL	Election Day	Absentee	Early Voting
Ina Minjarez	29	15	6	8
Peter Sakai	43	20	10	13

DEM Judge, County Court at Law No. 2 County Races

Vote For 1

	TOTAL	Election Day	Absentee	Early Voting
Melissa Saenz	30	17	4	9
Maria Teresa Garcia	36	16	9	11

DEM District Clerk County Races

Vote For 1

	TOTAL	Election Day	Absentee	Early Voting
Gloria A. Martinez	38	22	5	11
Christine "Chris" Castillo	29	13	7	9

Summary Results Report
May 24, 2022 Joint Primary Runoff Election
May 24, 2022

UNOFFICIAL RESULTS

Bexar County

1068

Statistics

	TOTAL	Election Day	Absentee	Early Voting
Registered Voters - Total	3,377			
Ballots Cast - Total	100	45	15	40
Ballots Cast - Democratic Party	66	27	10	29
Voter Turnout - Total	2.96%			

DEM Lieutenant Governor

Vote For 1

	TOTAL	Election Day	Absentee	Early Voting
Michelle Beckley	45	18	7	20
Mike Collier	18	9	3	6

DEM Attorney General

Vote For 1

	TOTAL	Election Day	Absentee	Early Voting
Rochelle Mercedes Garza	54	26	4	24
Joe Jaworski	9	1	5	3

DEM Comptroller of Public Accounts

Vote For 1

	TOTAL	Election Day	Absentee	Early Voting
Angel Luis Vega	35	10	6	19
Janet T. Dudding	29	17	3	9

DEM Commissioner of the General Land Office

Vote For 1

	TOTAL	Election Day	Absentee	Early Voting
Sandragrace Martinez	54	22	9	23
Jay Kleberg	9	5	0	4

DEM Member, State Board of Education, District 1 State Board of Education, District 1

Vote For 1

	TOTAL	Election Day	Absentee	Early Voting
Melissa N. Ortega	48	20	9	19
Laura Marquez	15	7	1	7

DEM County Judge County Races

Vote For 1

	TOTAL	Election Day	Absentee	Early Voting
Ina Minjarez	39	16	6	17
Peter Sakai	26	11	3	12

DEM Judge, County Court at Law No. 2 County Races

Vote For 1

	TOTAL	Election Day	Absentee	Early Voting
Melissa Saenz	38	18	6	14
Maria Teresa Garcia	26	9	4	13

Summary Results Report
May 24, 2022 Joint Primary Runoff Election
May 24, 2022

UNOFFICIAL RESULTS

Bexar County

1068

DEM District Clerk County Races

Vote For 1

	TOTAL	Election Day	Absentee	Early Voting
Gloria A. Martinez	43	18	6	19
Christine "Chris" Castillo	21	9	4	8

RETRIEVED FROM DEMOCRACYDOCKET.COM

Summary Results Report
May 24, 2022 Joint Primary Runoff Election
May 24, 2022

UNOFFICIAL RESULTS

Bexar County

1069

Statistics

	TOTAL	Election Day	Absentee	Early Voting
Registered Voters - Total	482			
Ballots Cast - Total	91	31	22	38
Ballots Cast - Democratic Party	47	13	16	18
Voter Turnout - Total	18.88%			

DEM Lieutenant Governor

Vote For 1

	TOTAL	Election Day	Absentee	Early Voting
Michelle Beckley	26	6	7	13
Mike Collier	21	7	9	5

DEM Attorney General

Vote For 1

	TOTAL	Election Day	Absentee	Early Voting
Rochelle Mercedes Garza	38	10	13	15
Joe Jaworski	9	3	3	3

DEM Comptroller of Public Accounts

Vote For 1

	TOTAL	Election Day	Absentee	Early Voting
Angel Luis Vega	31	10	7	14
Janet T. Dudding	16	3	9	4

DEM Commissioner of the General Land Office

Vote For 1

	TOTAL	Election Day	Absentee	Early Voting
Sandragrace Martinez	30	12	8	10
Jay Kleberg	17	1	8	8

DEM Member, State Board of Education, District 1 State Board of Education, District 1

Vote For 1

	TOTAL	Election Day	Absentee	Early Voting
Melissa N. Ortega	32	5	16	11
Laura Marquez	13	6	0	7

DEM County Judge County Races

Vote For 1

	TOTAL	Election Day	Absentee	Early Voting
Ina Minjarez	17	7	3	7
Peter Sakai	29	5	13	11

DEM Judge, County Court at Law No. 2 County Races

Vote For 1

	TOTAL	Election Day	Absentee	Early Voting
Melissa Saenz	24	5	9	10
Maria Teresa Garcia	21	7	7	7

Summary Results Report
May 24, 2022 Joint Primary Runoff Election
May 24, 2022

UNOFFICIAL RESULTS

Bexar County

1069

DEM District Clerk County Races

Vote For 1

	TOTAL	Election Day	Absentee	Early Voting
Gloria A. Martinez	21	7	6	8
Christine "Chris" Castillo	23	4	10	9

RETRIEVED FROM DEMOCRACYDOCKET.COM

Summary Results Report
May 24, 2022 Joint Primary Runoff Election
May 24, 2022

UNOFFICIAL RESULTS

Bexar County

1070

Statistics

	TOTAL	Election Day	Absentee	Early Voting
Registered Voters - Total	1,134			
Ballots Cast - Total	69	37	12	20
Ballots Cast - Democratic Party	49	28	8	13
Voter Turnout - Total	6.08%			

DEM Lieutenant Governor

Vote For 1

	TOTAL	Election Day	Absentee	Early Voting
Michelle Beckley	27	19	4	4
Mike Collier	21	8	4	9

DEM Attorney General

Vote For 1

	TOTAL	Election Day	Absentee	Early Voting
Rochelle Mercedes Garza	41	25	7	9
Joe Jaworski	8	3	1	4

DEM Comptroller of Public Accounts

Vote For 1

	TOTAL	Election Day	Absentee	Early Voting
Angel Luis Vega	29	15	4	10
Janet T. Dudding	20	13	4	3

DEM Commissioner of the General Land Office

Vote For 1

	TOTAL	Election Day	Absentee	Early Voting
Sandragrace Martinez	37	24	5	8
Jay Kleberg	12	4	3	5

DEM County Judge County Races

Vote For 1

	TOTAL	Election Day	Absentee	Early Voting
Ina Minjarez	31	20	3	8
Peter Sakai	18	8	5	5

DEM Judge, County Court at Law No. 2 County Races

Vote For 1

	TOTAL	Election Day	Absentee	Early Voting
Melissa Saenz	17	10	3	4
Maria Teresa Garcia	31	17	5	9

DEM District Clerk County Races

Vote For 1

	TOTAL	Election Day	Absentee	Early Voting
Gloria A. Martinez	24	14	3	7
Christine "Chris" Castillo	25	14	5	6

Summary Results Report
May 24, 2022 Joint Primary Runoff Election
May 24, 2022

UNOFFICIAL RESULTS

Bexar County

1071

Statistics

	TOTAL	Election Day	Absentee	Early Voting
Registered Voters - Total	1,993			
Ballots Cast - Total	139	73	17	49
Ballots Cast - Democratic Party	99	51	14	34
Voter Turnout - Total	6.97%			

DEM Lieutenant Governor

Vote For 1

	TOTAL	Election Day	Absentee	Early Voting
Michelle Beckley	58	33	9	16
Mike Collier	35	15	5	15

DEM Attorney General

Vote For 1

	TOTAL	Election Day	Absentee	Early Voting
Rochelle Mercedes Garza	64	34	9	21
Joe Jaworski	30	14	5	11

DEM Comptroller of Public Accounts

Vote For 1

	TOTAL	Election Day	Absentee	Early Voting
Angel Luis Vega	44	22	5	17
Janet T. Dudding	47	25	9	13

DEM Commissioner of the General Land Office

Vote For 1

	TOTAL	Election Day	Absentee	Early Voting
Sandragrace Martinez	59	33	6	20
Jay Kleberg	30	13	8	9

DEM County Judge County Races

Vote For 1

	TOTAL	Election Day	Absentee	Early Voting
Ina Minjarez	48	27	9	12
Peter Sakai	51	24	5	22

DEM Judge, County Court at Law No. 2 County Races

Vote For 1

	TOTAL	Election Day	Absentee	Early Voting
Melissa Saenz	51	24	9	18
Maria Teresa Garcia	38	22	5	11

DEM District Clerk County Races

Vote For 1

	TOTAL	Election Day	Absentee	Early Voting
Gloria A. Martinez	65	38	8	19
Christine "Chris" Castillo	28	10	6	12

Summary Results Report
May 24, 2022 Joint Primary Runoff Election
May 24, 2022

UNOFFICIAL RESULTS

Bexar County

1072

Statistics

	TOTAL	Election Day	Absentee	Early Voting
Registered Voters - Total	2,069			
Ballots Cast - Total	142	54	12	76
Ballots Cast - Democratic Party	110	40	11	59
Voter Turnout - Total	6.86%			

DEM Lieutenant Governor

Vote For 1

	TOTAL	Election Day	Absentee	Early Voting
Michelle Beckley	73	27	5	41
Mike Collier	34	12	5	17

DEM Attorney General

Vote For 1

	TOTAL	Election Day	Absentee	Early Voting
Rochelle Mercedes Garza	87	30	9	48
Joe Jaworski	21	9	1	11

DEM Comptroller of Public Accounts

Vote For 1

	TOTAL	Election Day	Absentee	Early Voting
Angel Luis Vega	72	30	3	39
Janet T. Dudding	35	8	8	19

DEM Commissioner of the General Land Office

Vote For 1

	TOTAL	Election Day	Absentee	Early Voting
Sandragrace Martinez	80	32	7	41
Jay Kleberg	28	8	4	16

DEM County Judge County Races

Vote For 1

	TOTAL	Election Day	Absentee	Early Voting
Ina Minjarez	53	26	4	23
Peter Sakai	57	14	7	36

DEM Judge, County Court at Law No. 2 County Races

Vote For 1

	TOTAL	Election Day	Absentee	Early Voting
Melissa Saenz	68	21	7	40
Maria Teresa Garcia	41	18	4	19

DEM District Clerk County Races

Vote For 1

	TOTAL	Election Day	Absentee	Early Voting
Gloria A. Martinez	53	19	5	29
Christine "Chris" Castillo	54	18	6	30

Summary Results Report
May 24, 2022 Joint Primary Runoff Election
May 24, 2022

UNOFFICIAL RESULTS

Bexar County

1073

Statistics

	TOTAL	Election Day	Absentee	Early Voting
Registered Voters - Total	3,808			
Ballots Cast - Total	211	121	24	66
Ballots Cast - Democratic Party	122	65	16	41
Voter Turnout - Total	5.54%			

DEM Lieutenant Governor

Vote For 1

	TOTAL	Election Day	Absentee	Early Voting
Michelle Beckley	65	35	8	22
Mike Collier	50	27	7	16

DEM Attorney General

Vote For 1

	TOTAL	Election Day	Absentee	Early Voting
Rochelle Mercedes Garza	94	50	14	30
Joe Jaworski	20	11	1	8

DEM Comptroller of Public Accounts

Vote For 1

	TOTAL	Election Day	Absentee	Early Voting
Angel Luis Vega	44	24	6	14
Janet T. Dudding	69	36	9	24

DEM Commissioner of the General Land Office

Vote For 1

	TOTAL	Election Day	Absentee	Early Voting
Sandragrace Martinez	76	40	11	25
Jay Kleberg	36	18	4	14

DEM Member, State Board of Education, District 1 State Board of Education, District 1

Vote For 1

	TOTAL	Election Day	Absentee	Early Voting
Melissa N. Ortega	73	45	9	19
Laura Marquez	39	16	6	17

DEM County Judge County Races

Vote For 1

	TOTAL	Election Day	Absentee	Early Voting
Ina Minjarez	63	34	10	19
Peter Sakai	58	31	6	21

DEM Judge, County Court at Law No. 2 County Races

Vote For 1

	TOTAL	Election Day	Absentee	Early Voting
Melissa Saenz	68	40	5	23
Maria Teresa Garcia	43	19	9	15

Summary Results Report
May 24, 2022 Joint Primary Runoff Election
May 24, 2022

UNOFFICIAL RESULTS

Bexar County

1073

DEM District Clerk County Races

Vote For 1

	TOTAL	Election Day	Absentee	Early Voting
Gloria A. Martinez	72	40	9	23
Christine "Chris" Castillo	43	20	6	17

RETRIEVED FROM DEMOCRACYDOCKET.COM

Summary Results Report
May 24, 2022 Joint Primary Runoff Election
May 24, 2022

UNOFFICIAL RESULTS

Bexar County

1074

Statistics

	TOTAL	Election Day	Absentee	Early Voting
Registered Voters - Total	22			
Ballots Cast - Total	2	1	1	0
Ballots Cast - Democratic Party	2	1	1	0
Voter Turnout - Total	9.09%			

DEM Lieutenant Governor

Vote For 1

	TOTAL	Election Day	Absentee	Early Voting
Michelle Beckley	1	1	0	0
Mike Collier	1	0	1	0

DEM Attorney General

Vote For 1

	TOTAL	Election Day	Absentee	Early Voting
Rochelle Mercedes Garza	2	1	1	0
Joe Jaworski	0	0	0	0

DEM Comptroller of Public Accounts

Vote For 1

	TOTAL	Election Day	Absentee	Early Voting
Angel Luis Vega	1	0	1	0
Janet T. Dudding	1	1	0	0

DEM Commissioner of the General Land Office

Vote For 1

	TOTAL	Election Day	Absentee	Early Voting
Sandragrace Martinez	1	0	1	0
Jay Kleberg	1	1	0	0

DEM County Judge County Races

Vote For 1

	TOTAL	Election Day	Absentee	Early Voting
Ina Minjarez	0	0	0	0
Peter Sakai	1	0	1	0

DEM Judge, County Court at Law No. 2 County Races

Vote For 1

	TOTAL	Election Day	Absentee	Early Voting
Melissa Saenz	0	0	0	0
Maria Teresa Garcia	1	0	1	0

DEM District Clerk County Races

Vote For 1

	TOTAL	Election Day	Absentee	Early Voting
Gloria A. Martinez	0	0	0	0
Christine "Chris" Castillo	1	0	1	0

Summary Results Report
May 24, 2022 Joint Primary Runoff Election
May 24, 2022

UNOFFICIAL RESULTS

Bexar County

1075

Statistics

	TOTAL	Election Day	Absentee	Early Voting
Registered Voters - Total	2,491			
Ballots Cast - Total	113	46	28	39
Ballots Cast - Democratic Party	88	33	28	27
Voter Turnout - Total	4.54%			

DEM Lieutenant Governor

Vote For 1

	TOTAL	Election Day	Absentee	Early Voting
Michelle Beckley	58	23	16	19
Mike Collier	24	9	9	6

DEM Attorney General

Vote For 1

	TOTAL	Election Day	Absentee	Early Voting
Rochelle Mercedes Garza	68	26	21	21
Joe Jaworski	18	7	6	5

DEM Comptroller of Public Accounts

Vote For 1

	TOTAL	Election Day	Absentee	Early Voting
Angel Luis Vega	58	27	18	13
Janet T. Dudding	27	6	8	13

DEM Commissioner of the General Land Office

Vote For 1

	TOTAL	Election Day	Absentee	Early Voting
Sandragrace Martinez	72	28	24	20
Jay Kleberg	13	5	2	6

DEM County Judge County Races

Vote For 1

	TOTAL	Election Day	Absentee	Early Voting
Ina Minjarez	41	17	9	15
Peter Sakai	47	16	19	12

DEM Judge, County Court at Law No. 2 County Races

Vote For 1

	TOTAL	Election Day	Absentee	Early Voting
Melissa Saenz	34	15	9	10
Maria Teresa Garcia	50	17	17	16

DEM District Clerk County Races

Vote For 1

	TOTAL	Election Day	Absentee	Early Voting
Gloria A. Martinez	47	18	14	15
Christine "Chris" Castillo	39	15	13	11

Summary Results Report
May 24, 2022 Joint Primary Runoff Election
May 24, 2022

UNOFFICIAL RESULTS

Bexar County

1076

Statistics

	TOTAL	Election Day	Absentee	Early Voting
Registered Voters - Total	2,957			
Ballots Cast - Total	235	90	55	90
Ballots Cast - Democratic Party	157	59	41	57
Voter Turnout - Total	7.95%			

DEM Lieutenant Governor

Vote For 1

	TOTAL	Election Day	Absentee	Early Voting
Michelle Beckley	91	34	21	36
Mike Collier	62	21	20	21

DEM Attorney General

Vote For 1

	TOTAL	Election Day	Absentee	Early Voting
Rochelle Mercedes Garza	109	49	26	34
Joe Jaworski	45	7	15	23

DEM Comptroller of Public Accounts

Vote For 1

	TOTAL	Election Day	Absentee	Early Voting
Angel Luis Vega	94	37	21	36
Janet T. Dudding	57	17	20	20

DEM Commissioner of the General Land Office

Vote For 1

	TOTAL	Election Day	Absentee	Early Voting
Sandragrace Martinez	105	47	19	39
Jay Kleberg	48	8	22	18

DEM County Judge County Races

Vote For 1

	TOTAL	Election Day	Absentee	Early Voting
Ina Minjarez	74	32	17	25
Peter Sakai	82	26	24	32

DEM Judge, County Court at Law No. 2 County Races

Vote For 1

	TOTAL	Election Day	Absentee	Early Voting
Melissa Saenz	81	32	22	27
Maria Teresa Garcia	69	23	17	29

DEM District Clerk County Races

Vote For 1

	TOTAL	Election Day	Absentee	Early Voting
Gloria A. Martinez	105	43	25	37
Christine "Chris" Castillo	48	13	16	19

Summary Results Report
May 24, 2022 Joint Primary Runoff Election
May 24, 2022

UNOFFICIAL RESULTS

Bexar County

1077

Statistics

	TOTAL	Election Day	Absentee	Early Voting
Registered Voters - Total	1,674			
Ballots Cast - Total	146	56	38	52
Ballots Cast - Democratic Party	128	47	36	45
Voter Turnout - Total	8.72%			

DEM Lieutenant Governor

Vote For 1

	TOTAL	Election Day	Absentee	Early Voting
Michelle Beckley	70	32	13	25
Mike Collier	54	13	22	19

DEM Attorney General

Vote For 1

	TOTAL	Election Day	Absentee	Early Voting
Rochelle Mercedes Garza	97	33	26	38
Joe Jaworski	25	10	8	7

DEM Comptroller of Public Accounts

Vote For 1

	TOTAL	Election Day	Absentee	Early Voting
Angel Luis Vega	87	26	29	32
Janet T. Dudding	32	15	5	12

DEM Commissioner of the General Land Office

Vote For 1

	TOTAL	Election Day	Absentee	Early Voting
Sandragrace Martinez	101	34	28	39
Jay Kleberg	19	8	6	5

DEM County Judge County Races

Vote For 1

	TOTAL	Election Day	Absentee	Early Voting
Ina Minjarez	35	17	5	13
Peter Sakai	92	30	30	32

DEM Judge, County Court at Law No. 2 County Races

Vote For 1

	TOTAL	Election Day	Absentee	Early Voting
Melissa Saenz	50	13	14	23
Maria Teresa Garcia	69	29	20	20

DEM District Clerk County Races

Vote For 1

	TOTAL	Election Day	Absentee	Early Voting
Gloria A. Martinez	69	25	18	26
Christine "Chris" Castillo	52	17	16	19

Summary Results Report
May 24, 2022 Joint Primary Runoff Election
May 24, 2022

UNOFFICIAL RESULTS

Bexar County

1078

Statistics

	TOTAL	Election Day	Absentee	Early Voting
Registered Voters - Total	519			
Ballots Cast - Total	29	18	3	8
Ballots Cast - Democratic Party	25	14	3	8
Voter Turnout - Total	5.59%			

DEM Lieutenant Governor

Vote For 1

	TOTAL	Election Day	Absentee	Early Voting
Michelle Beckley	12	7	3	2
Mike Collier	9	3	0	6

DEM Attorney General

Vote For 1

	TOTAL	Election Day	Absentee	Early Voting
Rochelle Mercedes Garza	20	12	3	5
Joe Jaworski	4	1	0	3

DEM Comptroller of Public Accounts

Vote For 1

	TOTAL	Election Day	Absentee	Early Voting
Angel Luis Vega	18	9	2	7
Janet T. Dudding	3	2	0	1

DEM Commissioner of the General Land Office

Vote For 1

	TOTAL	Election Day	Absentee	Early Voting
Sandragrace Martinez	19	9	3	7
Jay Kleberg	4	3	0	1

DEM County Judge County Races

Vote For 1

	TOTAL	Election Day	Absentee	Early Voting
Ina Minjarez	8	4	2	2
Peter Sakai	17	10	1	6

DEM Judge, County Court at Law No. 2 County Races

Vote For 1

	TOTAL	Election Day	Absentee	Early Voting
Melissa Saenz	8	3	2	3
Maria Teresa Garcia	13	7	1	5

DEM District Clerk County Races

Vote For 1

	TOTAL	Election Day	Absentee	Early Voting
Gloria A. Martinez	14	5	2	7
Christine "Chris" Castillo	8	6	1	1

Summary Results Report
May 24, 2022 Joint Primary Runoff Election
May 24, 2022

UNOFFICIAL RESULTS

Bexar County

1079

Statistics

	TOTAL	Election Day	Absentee	Early Voting
Registered Voters - Total	2,708			
Ballots Cast - Total	138	68	16	54
Ballots Cast - Democratic Party	109	55	15	39
Voter Turnout - Total	5.10%			

DEM Lieutenant Governor

Vote For 1

	TOTAL	Election Day	Absentee	Early Voting
Michelle Beckley	64	36	10	18
Mike Collier	39	15	5	19

DEM Attorney General

Vote For 1

	TOTAL	Election Day	Absentee	Early Voting
Rochelle Mercedes Garza	81	45	12	24
Joe Jaworski	23	7	3	13

DEM Comptroller of Public Accounts

Vote For 1

	TOTAL	Election Day	Absentee	Early Voting
Angel Luis Vega	52	31	4	17
Janet T. Dudding	50	19	11	20

DEM Commissioner of the General Land Office

Vote For 1

	TOTAL	Election Day	Absentee	Early Voting
Sandragrace Martinez	68	41	7	20
Jay Kleberg	34	9	8	17

DEM County Judge County Races

Vote For 1

	TOTAL	Election Day	Absentee	Early Voting
Ina Minjarez	57	29	11	17
Peter Sakai	50	25	4	21

DEM Judge, County Court at Law No. 2 County Races

Vote For 1

	TOTAL	Election Day	Absentee	Early Voting
Melissa Saenz	67	30	9	28
Maria Teresa Garcia	36	20	6	10

DEM District Clerk County Races

Vote For 1

	TOTAL	Election Day	Absentee	Early Voting
Gloria A. Martinez	65	36	5	24
Christine "Chris" Castillo	37	14	10	13

Summary Results Report
May 24, 2022 Joint Primary Runoff Election
May 24, 2022

UNOFFICIAL RESULTS

Bexar County

1080

Statistics

	TOTAL	Election Day	Absentee	Early Voting
Registered Voters - Total	2,974			
Ballots Cast - Total	92	40	11	41
Ballots Cast - Democratic Party	70	31	9	30
Voter Turnout - Total	3.09%			

DEM Lieutenant Governor

Vote For 1

	TOTAL	Election Day	Absentee	Early Voting
Michelle Beckley	37	18	6	13
Mike Collier	30	13	3	14

DEM Attorney General

Vote For 1

	TOTAL	Election Day	Absentee	Early Voting
Rochelle Mercedes Garza	48	24	8	16
Joe Jaworski	20	7	1	12

DEM Comptroller of Public Accounts

Vote For 1

	TOTAL	Election Day	Absentee	Early Voting
Angel Luis Vega	35	15	6	14
Janet T. Dudding	32	16	3	13

DEM Commissioner of the General Land Office

Vote For 1

	TOTAL	Election Day	Absentee	Early Voting
Sandragrace Martinez	42	20	8	14
Jay Kleberg	24	10	1	13

DEM County Judge County Races

Vote For 1

	TOTAL	Election Day	Absentee	Early Voting
Ina Minjarez	43	21	6	16
Peter Sakai	27	10	3	14

DEM Judge, County Court at Law No. 2 County Races

Vote For 1

	TOTAL	Election Day	Absentee	Early Voting
Melissa Saenz	35	16	8	11
Maria Teresa Garcia	31	14	1	16

DEM District Clerk County Races

Vote For 1

	TOTAL	Election Day	Absentee	Early Voting
Gloria A. Martinez	46	22	7	17
Christine "Chris" Castillo	21	8	2	11

Summary Results Report
May 24, 2022 Joint Primary Runoff Election
May 24, 2022

UNOFFICIAL RESULTS

Bexar County

1081

Statistics

	TOTAL	Election Day	Absentee	Early Voting
Registered Voters - Total	2,262			
Ballots Cast - Total	282	78	126	78
Ballots Cast - Democratic Party	94	22	42	30
Voter Turnout - Total	12.47%			

DEM Lieutenant Governor

Vote For 1

	TOTAL	Election Day	Absentee	Early Voting
Michelle Beckley	41	14	15	12
Mike Collier	53	8	27	18

DEM Attorney General

Vote For 1

	TOTAL	Election Day	Absentee	Early Voting
Rochelle Mercedes Garza	64	17	26	21
Joe Jaworski	29	5	16	8

DEM Comptroller of Public Accounts

Vote For 1

	TOTAL	Election Day	Absentee	Early Voting
Angel Luis Vega	28	13	7	8
Janet T. Dudding	63	9	33	21

DEM Commissioner of the General Land Office

Vote For 1

	TOTAL	Election Day	Absentee	Early Voting
Sandragrace Martinez	39	16	14	9
Jay Kleberg	52	6	27	19

DEM Member, State Board of Education, District 1 State Board of Education, District 1

Vote For 1

	TOTAL	Election Day	Absentee	Early Voting
Melissa N. Ortega	56	11	26	19
Laura Marquez	32	10	14	8

DEM County Judge County Races

Vote For 1

	TOTAL	Election Day	Absentee	Early Voting
Ina Minjarez	40	14	17	9
Peter Sakai	52	7	24	21

DEM Judge, County Court at Law No. 2 County Races

Vote For 1

	TOTAL	Election Day	Absentee	Early Voting
Melissa Saenz	49	10	26	13
Maria Teresa Garcia	39	11	13	15

Summary Results Report
May 24, 2022 Joint Primary Runoff Election
May 24, 2022

UNOFFICIAL RESULTS

Bexar County

1081

DEM District Clerk County Races

Vote For 1

	TOTAL	Election Day	Absentee	Early Voting
Gloria A. Martinez	43	12	17	14
Christine "Chris" Castillo	48	9	24	15

RETRIEVED FROM DEMOCRACYDOCKET.COM

Summary Results Report
May 24, 2022 Joint Primary Runoff Election
May 24, 2022

UNOFFICIAL RESULTS

Bexar County

1082

Statistics

	TOTAL	Election Day	Absentee	Early Voting
Registered Voters - Total	3,184			
Ballots Cast - Total	170	73	26	71
Ballots Cast - Democratic Party	114	37	24	53
Voter Turnout - Total	5.34%			

DEM Lieutenant Governor

Vote For 1

	TOTAL	Election Day	Absentee	Early Voting
Michelle Beckley	75	28	11	36
Mike Collier	31	5	11	15

DEM Attorney General

Vote For 1

	TOTAL	Election Day	Absentee	Early Voting
Rochelle Mercedes Garza	90	31	18	41
Joe Jaworski	20	5	6	9

DEM Comptroller of Public Accounts

Vote For 1

	TOTAL	Election Day	Absentee	Early Voting
Angel Luis Vega	72	21	14	37
Janet T. Dudding	38	14	10	14

DEM Commissioner of the General Land Office

Vote For 1

	TOTAL	Election Day	Absentee	Early Voting
Sandragrace Martinez	83	26	14	43
Jay Kleberg	28	10	10	8

DEM County Judge County Races

Vote For 1

	TOTAL	Election Day	Absentee	Early Voting
Ina Minjarez	53	18	14	21
Peter Sakai	61	19	10	32

DEM Judge, County Court at Law No. 2 County Races

Vote For 1

	TOTAL	Election Day	Absentee	Early Voting
Melissa Saenz	67	23	19	25
Maria Teresa Garcia	42	12	4	26

DEM District Clerk County Races

Vote For 1

	TOTAL	Election Day	Absentee	Early Voting
Gloria A. Martinez	68	21	11	36
Christine "Chris" Castillo	43	15	13	15

Summary Results Report
May 24, 2022 Joint Primary Runoff Election
May 24, 2022

UNOFFICIAL RESULTS

Bexar County

1083

Statistics

	TOTAL	Election Day	Absentee	Early Voting
Registered Voters - Total	2,792			
Ballots Cast - Total	215	116	16	83
Ballots Cast - Democratic Party	133	63	7	63
Voter Turnout - Total	7.70%			

DEM Lieutenant Governor

Vote For 1

	TOTAL	Election Day	Absentee	Early Voting
Michelle Beckley	76	35	4	37
Mike Collier	49	24	3	22

DEM Attorney General

Vote For 1

	TOTAL	Election Day	Absentee	Early Voting
Rochelle Mercedes Garza	96	45	4	47
Joe Jaworski	31	14	3	14

DEM Comptroller of Public Accounts

Vote For 1

	TOTAL	Election Day	Absentee	Early Voting
Angel Luis Vega	61	28	4	29
Janet T. Dudding	65	30	3	32

DEM Commissioner of the General Land Office

Vote For 1

	TOTAL	Election Day	Absentee	Early Voting
Sandragrace Martinez	91	39	6	46
Jay Kleberg	34	20	1	13

DEM County Judge County Races

Vote For 1

	TOTAL	Election Day	Absentee	Early Voting
Ina Minjarez	80	33	5	42
Peter Sakai	51	30	1	20

DEM Judge, County Court at Law No. 2 County Races

Vote For 1

	TOTAL	Election Day	Absentee	Early Voting
Melissa Saenz	78	35	3	40
Maria Teresa Garcia	48	24	3	21

DEM District Clerk County Races

Vote For 1

	TOTAL	Election Day	Absentee	Early Voting
Gloria A. Martinez	63	32	4	27
Christine "Chris" Castillo	65	28	2	35

Summary Results Report
May 24, 2022 Joint Primary Runoff Election
May 24, 2022

UNOFFICIAL RESULTS

Bexar County

1084

Statistics

	TOTAL	Election Day	Absentee	Early Voting
Registered Voters - Total	2,019			
Ballots Cast - Total	129	51	24	54
Ballots Cast - Democratic Party	97	35	22	40
Voter Turnout - Total	6.39%			

DEM Lieutenant Governor

Vote For 1

	TOTAL	Election Day	Absentee	Early Voting
Michelle Beckley	52	23	7	22
Mike Collier	40	8	15	17

DEM Attorney General

Vote For 1

	TOTAL	Election Day	Absentee	Early Voting
Rochelle Mercedes Garza	72	29	11	32
Joe Jaworski	21	4	10	7

DEM Comptroller of Public Accounts

Vote For 1

	TOTAL	Election Day	Absentee	Early Voting
Angel Luis Vega	51	20	11	20
Janet T. Dudding	40	11	10	19

DEM Commissioner of the General Land Office

Vote For 1

	TOTAL	Election Day	Absentee	Early Voting
Sandragrace Martinez	63	29	11	23
Jay Kleberg	29	5	10	14

DEM County Judge County Races

Vote For 1

	TOTAL	Election Day	Absentee	Early Voting
Ina Minjarez	52	20	10	22
Peter Sakai	42	12	12	18

DEM Judge, County Court at Law No. 2 County Races

Vote For 1

	TOTAL	Election Day	Absentee	Early Voting
Melissa Saenz	51	18	8	25
Maria Teresa Garcia	41	13	13	15

DEM District Clerk County Races

Vote For 1

	TOTAL	Election Day	Absentee	Early Voting
Gloria A. Martinez	50	20	15	15
Christine "Chris" Castillo	41	13	6	22

Summary Results Report
May 24, 2022 Joint Primary Runoff Election
May 24, 2022

UNOFFICIAL RESULTS

Bexar County

1085

Statistics

	TOTAL	Election Day	Absentee	Early Voting
Registered Voters - Total	1,754			
Ballots Cast - Total	130	55	24	51
Ballots Cast - Democratic Party	97	34	20	43
Voter Turnout - Total	7.41%			

DEM Lieutenant Governor

Vote For 1

	TOTAL	Election Day	Absentee	Early Voting
Michelle Beckley	58	25	12	21
Mike Collier	37	7	8	22

DEM Attorney General

Vote For 1

	TOTAL	Election Day	Absentee	Early Voting
Rochelle Mercedes Garza	82	31	15	36
Joe Jaworski	13	2	5	6

DEM Comptroller of Public Accounts

Vote For 1

	TOTAL	Election Day	Absentee	Early Voting
Angel Luis Vega	63	18	17	28
Janet T. Dudding	30	14	3	13

DEM Commissioner of the General Land Office

Vote For 1

	TOTAL	Election Day	Absentee	Early Voting
Sandragrace Martinez	74	30	17	27
Jay Kleberg	20	3	3	14

DEM County Judge County Races

Vote For 1

	TOTAL	Election Day	Absentee	Early Voting
Ina Minjarez	59	19	16	24
Peter Sakai	38	15	4	19

DEM Judge, County Court at Law No. 2 County Races

Vote For 1

	TOTAL	Election Day	Absentee	Early Voting
Melissa Saenz	46	13	12	21
Maria Teresa Garcia	46	19	8	19

DEM District Clerk County Races

Vote For 1

	TOTAL	Election Day	Absentee	Early Voting
Gloria A. Martinez	56	19	15	22
Christine "Chris" Castillo	39	15	5	19

Summary Results Report
May 24, 2022 Joint Primary Runoff Election
May 24, 2022

UNOFFICIAL RESULTS

Bexar County

1086

Statistics

	TOTAL	Election Day	Absentee	Early Voting
Registered Voters - Total	2,501			
Ballots Cast - Total	254	100	56	98
Ballots Cast - Democratic Party	196	74	51	71
Voter Turnout - Total	10.16%			

DEM Lieutenant Governor

Vote For 1

	TOTAL	Election Day	Absentee	Early Voting
Michelle Beckley	107	49	19	39
Mike Collier	79	22	29	28

DEM Attorney General

Vote For 1

	TOTAL	Election Day	Absentee	Early Voting
Rochelle Mercedes Garza	136	56	26	54
Joe Jaworski	49	14	22	13

DEM Comptroller of Public Accounts

Vote For 1

	TOTAL	Election Day	Absentee	Early Voting
Angel Luis Vega	108	40	28	40
Janet T. Dudding	69	28	16	25

DEM Commissioner of the General Land Office

Vote For 1

	TOTAL	Election Day	Absentee	Early Voting
Sandragrace Martinez	135	53	30	52
Jay Kleberg	45	13	18	14

DEM County Judge County Races

Vote For 1

	TOTAL	Election Day	Absentee	Early Voting
Ina Minjarez	86	38	13	35
Peter Sakai	109	35	38	36

DEM Judge, County Court at Law No. 2 County Races

Vote For 1

	TOTAL	Election Day	Absentee	Early Voting
Melissa Saenz	112	42	27	43
Maria Teresa Garcia	73	28	20	25

DEM District Clerk County Races

Vote For 1

	TOTAL	Election Day	Absentee	Early Voting
Gloria A. Martinez	101	36	26	39
Christine "Chris" Castillo	80	32	21	27

Summary Results Report
May 24, 2022 Joint Primary Runoff Election
May 24, 2022

UNOFFICIAL RESULTS

Bexar County

1087

Statistics

	TOTAL	Election Day	Absentee	Early Voting
Registered Voters - Total	1,686			
Ballots Cast - Total	99	46	12	41
Ballots Cast - Democratic Party	80	39	10	31
Voter Turnout - Total	5.87%			

DEM Lieutenant Governor

Vote For 1

	TOTAL	Election Day	Absentee	Early Voting
Michelle Beckley	45	26	4	15
Mike Collier	34	13	6	15

DEM Attorney General

Vote For 1

	TOTAL	Election Day	Absentee	Early Voting
Rochelle Mercedes Garza	54	31	3	20
Joe Jaworski	24	8	7	9

DEM Comptroller of Public Accounts

Vote For 1

	TOTAL	Election Day	Absentee	Early Voting
Angel Luis Vega	45	24	4	17
Janet T. Dudding	33	14	6	13

DEM Commissioner of the General Land Office

Vote For 1

	TOTAL	Election Day	Absentee	Early Voting
Sandragrace Martinez	50	23	5	22
Jay Kleberg	28	16	5	7

DEM County Judge County Races

Vote For 1

	TOTAL	Election Day	Absentee	Early Voting
Ina Minjarez	38	22	3	13
Peter Sakai	41	17	7	17

DEM Judge, County Court at Law No. 2 County Races

Vote For 1

	TOTAL	Election Day	Absentee	Early Voting
Melissa Saenz	46	24	6	16
Maria Teresa Garcia	31	14	4	13

DEM District Clerk County Races

Vote For 1

	TOTAL	Election Day	Absentee	Early Voting
Gloria A. Martinez	49	24	5	20
Christine "Chris" Castillo	28	15	5	8

Summary Results Report
May 24, 2022 Joint Primary Runoff Election
May 24, 2022

UNOFFICIAL RESULTS

Bexar County

1088

Statistics

	TOTAL	Election Day	Absentee	Early Voting
Registered Voters - Total	977			
Ballots Cast - Total	58	24	10	24
Ballots Cast - Democratic Party	48	18	10	20
Voter Turnout - Total	5.94%			

DEM Lieutenant Governor

Vote For 1

	TOTAL	Election Day	Absentee	Early Voting
Michelle Beckley	31	14	6	11
Mike Collier	14	2	4	8

DEM Attorney General

Vote For 1

	TOTAL	Election Day	Absentee	Early Voting
Rochelle Mercedes Garza	39	17	6	16
Joe Jaworski	8	0	4	4

DEM Comptroller of Public Accounts

Vote For 1

	TOTAL	Election Day	Absentee	Early Voting
Angel Luis Vega	34	14	7	13
Janet T. Dudding	12	2	3	7

DEM Commissioner of the General Land Office

Vote For 1

	TOTAL	Election Day	Absentee	Early Voting
Sandragrace Martinez	34	14	7	13
Jay Kleberg	11	2	3	6

DEM County Judge County Races

Vote For 1

	TOTAL	Election Day	Absentee	Early Voting
Ina Minjarez	16	7	2	7
Peter Sakai	32	11	8	13

DEM Judge, County Court at Law No. 2 County Races

Vote For 1

	TOTAL	Election Day	Absentee	Early Voting
Melissa Saenz	22	8	5	9
Maria Teresa Garcia	25	10	5	10

DEM District Clerk County Races

Vote For 1

	TOTAL	Election Day	Absentee	Early Voting
Gloria A. Martinez	24	10	6	8
Christine "Chris" Castillo	23	7	4	12

Summary Results Report
May 24, 2022 Joint Primary Runoff Election
May 24, 2022

UNOFFICIAL RESULTS

Bexar County

1089

Statistics

	TOTAL	Election Day	Absentee	Early Voting
Registered Voters - Total	51			
Ballots Cast - Total	7	2	1	4
Ballots Cast - Democratic Party	7	2	1	4
Voter Turnout - Total	13.73%			

DEM Lieutenant Governor

Vote For 1

	TOTAL	Election Day	Absentee	Early Voting
Michelle Beckley	5	1	1	3
Mike Collier	0	0	0	0

DEM Attorney General

Vote For 1

	TOTAL	Election Day	Absentee	Early Voting
Rochelle Mercedes Garza	6	1	1	4
Joe Jaworski	1	1	0	0

DEM Comptroller of Public Accounts

Vote For 1

	TOTAL	Election Day	Absentee	Early Voting
Angel Luis Vega	2	0	0	2
Janet T. Dudding	4	1	1	2

DEM Commissioner of the General Land Office

Vote For 1

	TOTAL	Election Day	Absentee	Early Voting
Sandragrace Martinez	6	2	1	3
Jay Kleberg	1	0	0	1

DEM County Judge County Races

Vote For 1

	TOTAL	Election Day	Absentee	Early Voting
Ina Minjarez	3	1	1	1
Peter Sakai	3	0	0	3

DEM Judge, County Court at Law No. 2 County Races

Vote For 1

	TOTAL	Election Day	Absentee	Early Voting
Melissa Saenz	6	1	1	4
Maria Teresa Garcia	1	1	0	0

DEM District Clerk County Races

Vote For 1

	TOTAL	Election Day	Absentee	Early Voting
Gloria A. Martinez	6	1	1	4
Christine "Chris" Castillo	1	1	0	0

Summary Results Report
May 24, 2022 Joint Primary Runoff Election
May 24, 2022

UNOFFICIAL RESULTS

Bexar County

1090

Statistics

	TOTAL	Election Day	Absentee	Early Voting
Registered Voters - Total	0			
Ballots Cast - Total	0	0	0	0
Ballots Cast - Democratic Party	0	0	0	0
Voter Turnout - Total	0.00%			

DEM Lieutenant Governor

Vote For 1

	TOTAL	Election Day	Absentee	Early Voting
Michelle Beckley	0	0	0	0
Mike Collier	0	0	0	0

DEM Attorney General

Vote For 1

	TOTAL	Election Day	Absentee	Early Voting
Rochelle Mercedes Garza	0	0	0	0
Joe Jaworski	0	0	0	0

DEM Comptroller of Public Accounts

Vote For 1

	TOTAL	Election Day	Absentee	Early Voting
Angel Luis Vega	0	0	0	0
Janet T. Dudding	0	0	0	0

DEM Commissioner of the General Land Office

Vote For 1

	TOTAL	Election Day	Absentee	Early Voting
Sandragrace Martinez	0	0	0	0
Jay Kleberg	0	0	0	0

DEM County Judge County Races

Vote For 1

	TOTAL	Election Day	Absentee	Early Voting
Ina Minjarez	0	0	0	0
Peter Sakai	0	0	0	0

DEM Judge, County Court at Law No. 2 County Races

Vote For 1

	TOTAL	Election Day	Absentee	Early Voting
Melissa Saenz	0	0	0	0
Maria Teresa Garcia	0	0	0	0

DEM District Clerk County Races

Vote For 1

	TOTAL	Election Day	Absentee	Early Voting
Gloria A. Martinez	0	0	0	0
Christine "Chris" Castillo	0	0	0	0

Summary Results Report
May 24, 2022 Joint Primary Runoff Election
May 24, 2022

UNOFFICIAL RESULTS

Bexar County

1091

Statistics

	TOTAL	Election Day	Absentee	Early Voting
Registered Voters - Total	2,411			
Ballots Cast - Total	256	113	17	126
Ballots Cast - Democratic Party	212	92	15	105
Voter Turnout - Total	10.62%			

DEM United States Representative, District 28 United States Representative, District 28

Vote For 1

	TOTAL	Election Day	Absentee	Early Voting
Jessica Cisneros	190	86	11	93
Henry Cuellar	21	6	4	11

DEM Lieutenant Governor

Vote For 1

	TOTAL	Election Day	Absentee	Early Voting
Michelle Beckley	123	55	10	58
Mike Collier	71	27	4	40

DEM Attorney General

Vote For 1

	TOTAL	Election Day	Absentee	Early Voting
Rochelle Mercedes Garza	153	68	8	77
Joe Jaworski	45	16	7	22

DEM Comptroller of Public Accounts

Vote For 1

	TOTAL	Election Day	Absentee	Early Voting
Angel Luis Vega	133	55	7	71
Janet T. Dudding	64	27	7	30

DEM Commissioner of the General Land Office

Vote For 1

	TOTAL	Election Day	Absentee	Early Voting
Sandragrace Martinez	156	71	10	75
Jay Kleberg	39	12	4	23

DEM County Judge County Races

Vote For 1

	TOTAL	Election Day	Absentee	Early Voting
Ina Minjarez	88	47	5	36
Peter Sakai	119	42	10	67

DEM Judge, County Court at Law No. 2 County Races

Vote For 1

	TOTAL	Election Day	Absentee	Early Voting
Melissa Saenz	117	54	10	53
Maria Teresa Garcia	77	28	5	44

Summary Results Report
May 24, 2022 Joint Primary Runoff Election
May 24, 2022

UNOFFICIAL RESULTS

Bexar County

1091

DEM District Clerk County Races

Vote For 1

	TOTAL	Election Day	Absentee	Early Voting
Gloria A. Martinez	107	43	8	56
Christine "Chris" Castillo	89	38	5	46

RETRIEVED FROM DEMOCRACYDOCKET.COM

Summary Results Report
May 24, 2022 Joint Primary Runoff Election
May 24, 2022

UNOFFICIAL RESULTS

Bexar County

1092

Statistics

	TOTAL	Election Day	Absentee	Early Voting
Registered Voters - Total	1,446			
Ballots Cast - Total	62	28	5	29
Ballots Cast - Democratic Party	50	22	3	25
Voter Turnout - Total	4.29%			

DEM Lieutenant Governor

Vote For 1

	TOTAL	Election Day	Absentee	Early Voting
Michelle Beckley	28	11	1	16
Mike Collier	18	9	2	7

DEM Attorney General

Vote For 1

	TOTAL	Election Day	Absentee	Early Voting
Rochelle Mercedes Garza	40	20	2	18
Joe Jaworski	9	2	1	6

DEM Comptroller of Public Accounts

Vote For 1

	TOTAL	Election Day	Absentee	Early Voting
Angel Luis Vega	34	18	3	13
Janet T. Dudding	14	3	0	11

DEM Commissioner of the General Land Office

Vote For 1

	TOTAL	Election Day	Absentee	Early Voting
Sandragrace Martinez	36	19	2	15
Jay Kleberg	12	3	1	8

DEM County Judge County Races

Vote For 1

	TOTAL	Election Day	Absentee	Early Voting
Ina Minjarez	15	8	0	7
Peter Sakai	35	14	3	18

DEM Judge, County Court at Law No. 2 County Races

Vote For 1

	TOTAL	Election Day	Absentee	Early Voting
Melissa Saenz	22	11	1	10
Maria Teresa Garcia	26	10	2	14

DEM District Clerk County Races

Vote For 1

	TOTAL	Election Day	Absentee	Early Voting
Gloria A. Martinez	35	14	3	18
Christine "Chris" Castillo	10	5	0	5

Summary Results Report
May 24, 2022 Joint Primary Runoff Election
May 24, 2022

UNOFFICIAL RESULTS

Bexar County

1093

Statistics

	TOTAL	Election Day	Absentee	Early Voting
Registered Voters - Total	1,389			
Ballots Cast - Total	67	20	13	34
Ballots Cast - Democratic Party	50	14	13	23
Voter Turnout - Total	4.82%			

DEM Lieutenant Governor

Vote For 1

	TOTAL	Election Day	Absentee	Early Voting
Michelle Beckley	38	11	12	15
Mike Collier	10	2	1	7

DEM Attorney General

Vote For 1

	TOTAL	Election Day	Absentee	Early Voting
Rochelle Mercedes Garza	36	14	6	16
Joe Jaworski	14	0	7	7

DEM Comptroller of Public Accounts

Vote For 1

	TOTAL	Election Day	Absentee	Early Voting
Angel Luis Vega	23	7	4	12
Janet T. Dudding	27	7	9	11

DEM Commissioner of the General Land Office

Vote For 1

	TOTAL	Election Day	Absentee	Early Voting
Sandragrace Martinez	36	12	10	14
Jay Kleberg	13	2	3	8

DEM County Judge County Races

Vote For 1

	TOTAL	Election Day	Absentee	Early Voting
Ina Minjarez	31	8	9	14
Peter Sakai	18	5	4	9

DEM Judge, County Court at Law No. 2 County Races

Vote For 1

	TOTAL	Election Day	Absentee	Early Voting
Melissa Saenz	24	5	8	11
Maria Teresa Garcia	24	9	5	10

DEM District Clerk County Races

Vote For 1

	TOTAL	Election Day	Absentee	Early Voting
Gloria A. Martinez	25	9	5	11
Christine "Chris" Castillo	23	4	8	11

Summary Results Report
May 24, 2022 Joint Primary Runoff Election
May 24, 2022

UNOFFICIAL RESULTS

Bexar County

1094

Statistics

	TOTAL	Election Day	Absentee	Early Voting
Registered Voters - Total	3,038			
Ballots Cast - Total	106	53	8	45
Ballots Cast - Democratic Party	73	36	6	31
Voter Turnout - Total	3.49%			

DEM Lieutenant Governor

Vote For 1

	TOTAL	Election Day	Absentee	Early Voting
Michelle Beckley	50	29	3	18
Mike Collier	20	6	2	12

DEM Attorney General

Vote For 1

	TOTAL	Election Day	Absentee	Early Voting
Rochelle Mercedes Garza	53	30	2	21
Joe Jaworski	18	6	2	10

DEM Comptroller of Public Accounts

Vote For 1

	TOTAL	Election Day	Absentee	Early Voting
Angel Luis Vega	43	21	4	18
Janet T. Dudding	28	14	1	13

DEM Commissioner of the General Land Office

Vote For 1

	TOTAL	Election Day	Absentee	Early Voting
Sandragrace Martinez	54	28	4	22
Jay Kleberg	15	6	1	8

DEM County Judge County Races

Vote For 1

	TOTAL	Election Day	Absentee	Early Voting
Ina Minjarez	40	22	4	14
Peter Sakai	30	12	2	16

DEM Judge, County Court at Law No. 2 County Races

Vote For 1

	TOTAL	Election Day	Absentee	Early Voting
Melissa Saenz	39	19	4	16
Maria Teresa Garcia	30	15	1	14

DEM District Clerk County Races

Vote For 1

	TOTAL	Election Day	Absentee	Early Voting
Gloria A. Martinez	34	17	4	13
Christine "Chris" Castillo	38	19	1	18

Summary Results Report
May 24, 2022 Joint Primary Runoff Election
May 24, 2022

UNOFFICIAL RESULTS

Bexar County

1095

Statistics

	TOTAL	Election Day	Absentee	Early Voting
Registered Voters - Total	360			
Ballots Cast - Total	6	4	1	1
Ballots Cast - Democratic Party	3	1	1	1
Voter Turnout - Total	1.67%			

DEM Lieutenant Governor

Vote For 1

	TOTAL	Election Day	Absentee	Early Voting
Michelle Beckley	2	1	0	1
Mike Collier	1	0	1	0

DEM Attorney General

Vote For 1

	TOTAL	Election Day	Absentee	Early Voting
Rochelle Mercedes Garza	2	1	1	0
Joe Jaworski	1	0	0	1

DEM Comptroller of Public Accounts

Vote For 1

	TOTAL	Election Day	Absentee	Early Voting
Angel Luis Vega	0	0	0	0
Janet T. Dudding	3	1	1	1

DEM Commissioner of the General Land Office

Vote For 1

	TOTAL	Election Day	Absentee	Early Voting
Sandragrace Martinez	0	0	0	0
Jay Kleberg	3	1	1	1

DEM County Judge County Races

Vote For 1

	TOTAL	Election Day	Absentee	Early Voting
Ina Minjarez	2	1	1	0
Peter Sakai	1	0	0	1

DEM Judge, County Court at Law No. 2 County Races

Vote For 1

	TOTAL	Election Day	Absentee	Early Voting
Melissa Saenz	2	1	1	0
Maria Teresa Garcia	1	0	0	1

DEM District Clerk County Races

Vote For 1

	TOTAL	Election Day	Absentee	Early Voting
Gloria A. Martinez	0	0	0	0
Christine "Chris" Castillo	3	1	1	1

Summary Results Report
May 24, 2022 Joint Primary Runoff Election
May 24, 2022

UNOFFICIAL RESULTS

Bexar County

1096

Statistics

	TOTAL	Election Day	Absentee	Early Voting
Registered Voters - Total	169			
Ballots Cast - Total	8	3	1	4
Ballots Cast - Democratic Party	7	2	1	4
Voter Turnout - Total	4.73%			

DEM Lieutenant Governor

Vote For 1

	TOTAL	Election Day	Absentee	Early Voting
Michelle Beckley	6	2	1	3
Mike Collier	0	0	0	0

DEM Attorney General

Vote For 1

	TOTAL	Election Day	Absentee	Early Voting
Rochelle Mercedes Garza	6	2	1	3
Joe Jaworski	0	0	0	0

DEM Comptroller of Public Accounts

Vote For 1

	TOTAL	Election Day	Absentee	Early Voting
Angel Luis Vega	3	0	0	3
Janet T. Dudding	3	2	1	0

DEM Commissioner of the General Land Office

Vote For 1

	TOTAL	Election Day	Absentee	Early Voting
Sandragrace Martinez	6	2	1	3
Jay Kleberg	0	0	0	0

DEM County Judge County Races

Vote For 1

	TOTAL	Election Day	Absentee	Early Voting
Ina Minjarez	3	1	1	1
Peter Sakai	4	1	0	3

DEM Judge, County Court at Law No. 2 County Races

Vote For 1

	TOTAL	Election Day	Absentee	Early Voting
Melissa Saenz	1	0	0	1
Maria Teresa Garcia	4	2	0	2

DEM District Clerk County Races

Vote For 1

	TOTAL	Election Day	Absentee	Early Voting
Gloria A. Martinez	5	2	0	3
Christine "Chris" Castillo	0	0	0	0

Summary Results Report
May 24, 2022 Joint Primary Runoff Election
May 24, 2022

UNOFFICIAL RESULTS

Bexar County

1097

Statistics

	TOTAL	Election Day	Absentee	Early Voting
Registered Voters - Total	842			
Ballots Cast - Total	54	22	9	23
Ballots Cast - Democratic Party	45	19	8	18
Voter Turnout - Total	6.41%			

DEM Lieutenant Governor

Vote For 1

	TOTAL	Election Day	Absentee	Early Voting
Michelle Beckley	25	12	4	9
Mike Collier	16	5	3	8

DEM Attorney General

Vote For 1

	TOTAL	Election Day	Absentee	Early Voting
Rochelle Mercedes Garza	29	11	5	13
Joe Jaworski	14	7	2	5

DEM Comptroller of Public Accounts

Vote For 1

	TOTAL	Election Day	Absentee	Early Voting
Angel Luis Vega	23	7	4	12
Janet T. Dudding	15	9	2	4

DEM Commissioner of the General Land Office

Vote For 1

	TOTAL	Election Day	Absentee	Early Voting
Sandragrace Martinez	31	14	5	12
Jay Kleberg	9	4	1	4

DEM County Judge County Races

Vote For 1

	TOTAL	Election Day	Absentee	Early Voting
Ina Minjarez	15	12	1	2
Peter Sakai	29	6	7	16

DEM Judge, County Court at Law No. 2 County Races

Vote For 1

	TOTAL	Election Day	Absentee	Early Voting
Melissa Saenz	13	7	2	4
Maria Teresa Garcia	26	11	3	12

DEM District Clerk County Races

Vote For 1

	TOTAL	Election Day	Absentee	Early Voting
Gloria A. Martinez	13	5	2	6
Christine "Chris" Castillo	29	13	4	12

Summary Results Report
May 24, 2022 Joint Primary Runoff Election
May 24, 2022

UNOFFICIAL RESULTS

Bexar County

1098

Statistics

	TOTAL	Election Day	Absentee	Early Voting
Registered Voters - Total	869			
Ballots Cast - Total	65	26	12	27
Ballots Cast - Democratic Party	53	18	12	23
Voter Turnout - Total	7.48%			

DEM Lieutenant Governor

Vote For 1

	TOTAL	Election Day	Absentee	Early Voting
Michelle Beckley	28	12	4	12
Mike Collier	22	5	8	9

DEM Attorney General

Vote For 1

	TOTAL	Election Day	Absentee	Early Voting
Rochelle Mercedes Garza	34	14	7	13
Joe Jaworski	16	3	5	8

DEM Comptroller of Public Accounts

Vote For 1

	TOTAL	Election Day	Absentee	Early Voting
Angel Luis Vega	33	14	7	12
Janet T. Dudding	13	2	4	7

DEM Commissioner of the General Land Office

Vote For 1

	TOTAL	Election Day	Absentee	Early Voting
Sandragrace Martinez	34	13	7	14
Jay Kleberg	13	3	5	5

DEM County Judge County Races

Vote For 1

	TOTAL	Election Day	Absentee	Early Voting
Ina Minjarez	22	8	5	9
Peter Sakai	30	10	7	13

DEM Judge, County Court at Law No. 2 County Races

Vote For 1

	TOTAL	Election Day	Absentee	Early Voting
Melissa Saenz	24	7	7	10
Maria Teresa Garcia	24	11	4	9

DEM District Clerk County Races

Vote For 1

	TOTAL	Election Day	Absentee	Early Voting
Gloria A. Martinez	22	6	7	9
Christine "Chris" Castillo	24	9	5	10

Summary Results Report
May 24, 2022 Joint Primary Runoff Election
May 24, 2022

UNOFFICIAL RESULTS

Bexar County

1099

Statistics

	TOTAL	Election Day	Absentee	Early Voting
Registered Voters - Total	2,874			
Ballots Cast - Total	223	95	22	106
Ballots Cast - Democratic Party	155	63	17	75
Voter Turnout - Total	7.76%			

DEM Lieutenant Governor

Vote For 1

	TOTAL	Election Day	Absentee	Early Voting
Michelle Beckley	85	34	13	38
Mike Collier	65	25	3	37

DEM Attorney General

Vote For 1

	TOTAL	Election Day	Absentee	Early Voting
Rochelle Mercedes Garza	106	47	11	48
Joe Jaworski	45	14	6	25

DEM Comptroller of Public Accounts

Vote For 1

	TOTAL	Election Day	Absentee	Early Voting
Angel Luis Vega	77	29	4	44
Janet T. Dudding	69	29	12	28

DEM Commissioner of the General Land Office

Vote For 1

	TOTAL	Election Day	Absentee	Early Voting
Sandragrace Martinez	105	44	9	52
Jay Kleberg	43	15	7	21

DEM County Judge County Races

Vote For 1

	TOTAL	Election Day	Absentee	Early Voting
Ina Minjarez	80	34	9	37
Peter Sakai	74	28	8	38

DEM Judge, County Court at Law No. 2 County Races

Vote For 1

	TOTAL	Election Day	Absentee	Early Voting
Melissa Saenz	82	31	11	40
Maria Teresa Garcia	67	29	5	33

DEM District Clerk County Races

Vote For 1

	TOTAL	Election Day	Absentee	Early Voting
Gloria A. Martinez	87	34	8	45
Christine "Chris" Castillo	63	25	9	29

Summary Results Report
May 24, 2022 Joint Primary Runoff Election
May 24, 2022

UNOFFICIAL RESULTS

Bexar County

1100

Statistics

	TOTAL	Election Day	Absentee	Early Voting
Registered Voters - Total	2,963			
Ballots Cast - Total	214	91	40	83
Ballots Cast - Democratic Party	146	60	31	55
Voter Turnout - Total	7.22%			

DEM Lieutenant Governor

Vote For 1

	TOTAL	Election Day	Absentee	Early Voting
Michelle Beckley	75	34	15	26
Mike Collier	57	21	15	21

DEM Attorney General

Vote For 1

	TOTAL	Election Day	Absentee	Early Voting
Rochelle Mercedes Garza	98	43	19	36
Joe Jaworski	37	14	11	12

DEM Comptroller of Public Accounts

Vote For 1

	TOTAL	Election Day	Absentee	Early Voting
Angel Luis Vega	71	32	11	28
Janet T. Dudding	61	23	18	20

DEM Commissioner of the General Land Office

Vote For 1

	TOTAL	Election Day	Absentee	Early Voting
Sandragrace Martinez	77	37	10	30
Jay Kleberg	57	18	20	19

DEM County Judge County Races

Vote For 1

	TOTAL	Election Day	Absentee	Early Voting
Ina Minjarez	70	36	13	21
Peter Sakai	71	23	18	30

DEM Judge, County Court at Law No. 2 County Races

Vote For 1

	TOTAL	Election Day	Absentee	Early Voting
Melissa Saenz	75	31	15	29
Maria Teresa Garcia	59	25	15	19

DEM District Clerk County Races

Vote For 1

	TOTAL	Election Day	Absentee	Early Voting
Gloria A. Martinez	84	35	15	34
Christine "Chris" Castillo	55	20	15	20

Summary Results Report
May 24, 2022 Joint Primary Runoff Election
May 24, 2022

UNOFFICIAL RESULTS

Bexar County

1101

Statistics

	TOTAL	Election Day	Absentee	Early Voting
Registered Voters - Total	0			
Ballots Cast - Total	0	0	0	0
Ballots Cast - Democratic Party	0	0	0	0
Voter Turnout - Total	0.00%			

DEM Lieutenant Governor

Vote For 1

	TOTAL	Election Day	Absentee	Early Voting
Michelle Beckley	0	0	0	0
Mike Collier	0	0	0	0

DEM Attorney General

Vote For 1

	TOTAL	Election Day	Absentee	Early Voting
Rochelle Mercedes Garza	0	0	0	0
Joe Jaworski	0	0	0	0

DEM Comptroller of Public Accounts

Vote For 1

	TOTAL	Election Day	Absentee	Early Voting
Angel Luis Vega	0	0	0	0
Janet T. Dudding	0	0	0	0

DEM Commissioner of the General Land Office

Vote For 1

	TOTAL	Election Day	Absentee	Early Voting
Sandragrace Martinez	0	0	0	0
Jay Kleberg	0	0	0	0

DEM Member, State Board of Education, District 1 State Board of Education, District 1

Vote For 1

	TOTAL	Election Day	Absentee	Early Voting
Melissa N. Ortega	0	0	0	0
Laura Marquez	0	0	0	0

DEM County Judge County Races

Vote For 1

	TOTAL	Election Day	Absentee	Early Voting
Ina Minjarez	0	0	0	0
Peter Sakai	0	0	0	0

DEM Judge, County Court at Law No. 2 County Races

Vote For 1

	TOTAL	Election Day	Absentee	Early Voting
Melissa Saenz	0	0	0	0
Maria Teresa Garcia	0	0	0	0

Summary Results Report
May 24, 2022 Joint Primary Runoff Election
May 24, 2022

UNOFFICIAL RESULTS

Bexar County

1101

DEM District Clerk County Races

Vote For 1

	TOTAL	Election Day	Absentee	Early Voting
Gloria A. Martinez	0	0	0	0
Christine "Chris" Castillo	0	0	0	0

RETRIEVED FROM DEMOCRACYDOCKET.COM

Summary Results Report
May 24, 2022 Joint Primary Runoff Election
May 24, 2022

UNOFFICIAL RESULTS

Bexar County

1102

Statistics

	TOTAL	Election Day	Absentee	Early Voting
Registered Voters - Total	1,141			
Ballots Cast - Total	99	46	6	47
Ballots Cast - Democratic Party	64	23	5	36
Voter Turnout - Total	8.68%			

DEM United States Representative, District 28 United States Representative, District 28

Vote For 1

	TOTAL	Election Day	Absentee	Early Voting
Jessica Cisneros	49	18	2	29
Henry Cuellar	15	5	3	7

DEM Lieutenant Governor

Vote For 1

	TOTAL	Election Day	Absentee	Early Voting
Michelle Beckley	29	11	1	17
Mike Collier	31	10	3	18

DEM Attorney General

Vote For 1

	TOTAL	Election Day	Absentee	Early Voting
Rochelle Mercedes Garza	50	17	3	30
Joe Jaworski	8	4	0	4

DEM Comptroller of Public Accounts

Vote For 1

	TOTAL	Election Day	Absentee	Early Voting
Angel Luis Vega	33	14	2	17
Janet T. Dudding	22	5	0	17

DEM Commissioner of the General Land Office

Vote For 1

	TOTAL	Election Day	Absentee	Early Voting
Sandragrace Martinez	44	15	2	27
Jay Kleberg	12	5	0	7

DEM County Judge County Races

Vote For 1

	TOTAL	Election Day	Absentee	Early Voting
Ina Minjarez	29	11	3	15
Peter Sakai	31	9	2	20

DEM Judge, County Court at Law No. 2 County Races

Vote For 1

	TOTAL	Election Day	Absentee	Early Voting
Melissa Saenz	33	13	2	18
Maria Teresa Garcia	26	7	2	17

Summary Results Report
May 24, 2022 Joint Primary Runoff Election
May 24, 2022

UNOFFICIAL RESULTS

Bexar County

1102

DEM District Clerk County Races

Vote For 1

	TOTAL	Election Day	Absentee	Early Voting
Gloria A. Martinez	33	11	0	22
Christine "Chris" Castillo	26	9	4	13

RETRIEVED FROM DEMOCRACYDOCKET.COM

Summary Results Report
May 24, 2022 Joint Primary Runoff Election
May 24, 2022

UNOFFICIAL RESULTS

Bexar County

1103

Statistics

	TOTAL	Election Day	Absentee	Early Voting
Registered Voters - Total	1,180			
Ballots Cast - Total	47	21	3	23
Ballots Cast - Democratic Party	30	12	1	17
Voter Turnout - Total	3.98%			

DEM Lieutenant Governor

Vote For 1

	TOTAL	Election Day	Absentee	Early Voting
Michelle Beckley	19	8	1	10
Mike Collier	10	3	0	7

DEM Attorney General

Vote For 1

	TOTAL	Election Day	Absentee	Early Voting
Rochelle Mercedes Garza	22	9	1	12
Joe Jaworski	8	3	0	5

DEM Comptroller of Public Accounts

Vote For 1

	TOTAL	Election Day	Absentee	Early Voting
Angel Luis Vega	10	2	0	8
Janet T. Dudding	18	8	1	9

DEM Commissioner of the General Land Office

Vote For 1

	TOTAL	Election Day	Absentee	Early Voting
Sandragrace Martinez	22	10	1	11
Jay Kleberg	5	0	0	5

DEM Member, State Board of Education, District 1 State Board of Education, District 1

Vote For 1

	TOTAL	Election Day	Absentee	Early Voting
Melissa N. Ortega	19	8	1	10
Laura Marquez	9	2	0	7

DEM County Judge County Races

Vote For 1

	TOTAL	Election Day	Absentee	Early Voting
Ina Minjarez	17	8	1	8
Peter Sakai	12	3	0	9

DEM Judge, County Court at Law No. 2 County Races

Vote For 1

	TOTAL	Election Day	Absentee	Early Voting
Melissa Saenz	20	9	1	10
Maria Teresa Garcia	8	1	0	7

Summary Results Report
May 24, 2022 Joint Primary Runoff Election
May 24, 2022

UNOFFICIAL RESULTS

Bexar County

1103

DEM District Clerk County Races

Vote For 1

	TOTAL	Election Day	Absentee	Early Voting
Gloria A. Martinez	21	8	1	12
Christine "Chris" Castillo	7	2	0	5

RETRIEVED FROM DEMOCRACYDOCKET.COM

Summary Results Report
May 24, 2022 Joint Primary Runoff Election
May 24, 2022

UNOFFICIAL RESULTS

Bexar County

1104

Statistics

	TOTAL	Election Day	Absentee	Early Voting
Registered Voters - Total	3,193			
Ballots Cast - Total	313	126	67	120
Ballots Cast - Democratic Party	196	59	56	81
Voter Turnout - Total	9.80%			

DEM Lieutenant Governor

Vote For 1

	TOTAL	Election Day	Absentee	Early Voting
Michelle Beckley	106	33	25	48
Mike Collier	86	25	30	31

DEM Attorney General

Vote For 1

	TOTAL	Election Day	Absentee	Early Voting
Rochelle Mercedes Garza	145	51	39	55
Joe Jaworski	48	7	17	24

DEM Comptroller of Public Accounts

Vote For 1

	TOTAL	Election Day	Absentee	Early Voting
Angel Luis Vega	100	27	29	44
Janet T. Dudding	88	30	27	31

DEM Commissioner of the General Land Office

Vote For 1

	TOTAL	Election Day	Absentee	Early Voting
Sandragrace Martinez	130	44	36	50
Jay Kleberg	61	13	20	28

DEM County Judge County Races

Vote For 1

	TOTAL	Election Day	Absentee	Early Voting
Ina Minjarez	87	36	16	35
Peter Sakai	108	22	40	46

DEM Judge, County Court at Law No. 2 County Races

Vote For 1

	TOTAL	Election Day	Absentee	Early Voting
Melissa Saenz	133	40	40	53
Maria Teresa Garcia	54	17	14	23

DEM District Clerk County Races

Vote For 1

	TOTAL	Election Day	Absentee	Early Voting
Gloria A. Martinez	99	30	28	41
Christine "Chris" Castillo	93	28	27	38

Summary Results Report
May 24, 2022 Joint Primary Runoff Election
May 24, 2022

UNOFFICIAL RESULTS

Bexar County

1105

Statistics

	TOTAL	Election Day	Absentee	Early Voting
Registered Voters - Total	821			
Ballots Cast - Total	29	18	0	11
Ballots Cast - Democratic Party	20	12	0	8
Voter Turnout - Total	3.53%			

DEM Lieutenant Governor

Vote For 1

	TOTAL	Election Day	Absentee	Early Voting
Michelle Beckley	16	12	0	4
Mike Collier	3	0	0	3

DEM Attorney General

Vote For 1

	TOTAL	Election Day	Absentee	Early Voting
Rochelle Mercedes Garza	15	11	0	4
Joe Jaworski	4	1	0	3

DEM Comptroller of Public Accounts

Vote For 1

	TOTAL	Election Day	Absentee	Early Voting
Angel Luis Vega	14	8	0	6
Janet T. Dudding	5	4	0	1

DEM Commissioner of the General Land Office

Vote For 1

	TOTAL	Election Day	Absentee	Early Voting
Sandragrace Martinez	15	12	0	3
Jay Kleberg	3	0	0	3

DEM County Judge County Races

Vote For 1

	TOTAL	Election Day	Absentee	Early Voting
Ina Minjarez	7	6	0	1
Peter Sakai	13	6	0	7

DEM Judge, County Court at Law No. 2 County Races

Vote For 1

	TOTAL	Election Day	Absentee	Early Voting
Melissa Saenz	11	7	0	4
Maria Teresa Garcia	7	5	0	2

DEM District Clerk County Races

Vote For 1

	TOTAL	Election Day	Absentee	Early Voting
Gloria A. Martinez	9	6	0	3
Christine "Chris" Castillo	10	6	0	4

Summary Results Report
May 24, 2022 Joint Primary Runoff Election
May 24, 2022

UNOFFICIAL RESULTS

Bexar County

1106

Statistics

	TOTAL	Election Day	Absentee	Early Voting
Registered Voters - Total	0			
Ballots Cast - Total	0	0	0	0
Ballots Cast - Democratic Party	0	0	0	0
Voter Turnout - Total	0.00%			

DEM Lieutenant Governor

Vote For 1

	TOTAL	Election Day	Absentee	Early Voting
Michelle Beckley	0	0	0	0
Mike Collier	0	0	0	0

DEM Attorney General

Vote For 1

	TOTAL	Election Day	Absentee	Early Voting
Rochelle Mercedes Garza	0	0	0	0
Joe Jaworski	0	0	0	0

DEM Comptroller of Public Accounts

Vote For 1

	TOTAL	Election Day	Absentee	Early Voting
Angel Luis Vega	0	0	0	0
Janet T. Dudding	0	0	0	0

DEM Commissioner of the General Land Office

Vote For 1

	TOTAL	Election Day	Absentee	Early Voting
Sandragrace Martinez	0	0	0	0
Jay Kleberg	0	0	0	0

DEM County Judge County Races

Vote For 1

	TOTAL	Election Day	Absentee	Early Voting
Ina Minjarez	0	0	0	0
Peter Sakai	0	0	0	0

DEM Judge, County Court at Law No. 2 County Races

Vote For 1

	TOTAL	Election Day	Absentee	Early Voting
Melissa Saenz	0	0	0	0
Maria Teresa Garcia	0	0	0	0

DEM District Clerk County Races

Vote For 1

	TOTAL	Election Day	Absentee	Early Voting
Gloria A. Martinez	0	0	0	0
Christine "Chris" Castillo	0	0	0	0

Summary Results Report
May 24, 2022 Joint Primary Runoff Election
May 24, 2022

UNOFFICIAL RESULTS

Bexar County

1107

Statistics

	TOTAL	Election Day	Absentee	Early Voting
Registered Voters - Total	3,300			
Ballots Cast - Total	250	146	20	84
Ballots Cast - Democratic Party	175	93	20	62
Voter Turnout - Total	7.58%			

DEM United States Representative, District 28 United States Representative, District 28

Vote For 1

	TOTAL	Election Day	Absentee	Early Voting
Jessica Cisneros	142	79	15	48
Henry Cuellar	32	13	5	14

DEM Lieutenant Governor

Vote For 1

	TOTAL	Election Day	Absentee	Early Voting
Michelle Beckley	87	50	11	26
Mike Collier	76	36	9	31

DEM Attorney General

Vote For 1

	TOTAL	Election Day	Absentee	Early Voting
Rochelle Mercedes Garza	113	66	10	37
Joe Jaworski	51	22	10	19

DEM Comptroller of Public Accounts

Vote For 1

	TOTAL	Election Day	Absentee	Early Voting
Angel Luis Vega	93	52	9	32
Janet T. Dudding	63	32	11	20

DEM Commissioner of the General Land Office

Vote For 1

	TOTAL	Election Day	Absentee	Early Voting
Sandragrace Martinez	123	74	12	37
Jay Kleberg	36	12	8	16

DEM County Judge County Races

Vote For 1

	TOTAL	Election Day	Absentee	Early Voting
Ina Minjarez	69	44	5	20
Peter Sakai	100	47	15	38

DEM Judge, County Court at Law No. 2 County Races

Vote For 1

	TOTAL	Election Day	Absentee	Early Voting
Melissa Saenz	76	40	12	24
Maria Teresa Garcia	79	43	7	29

Summary Results Report
May 24, 2022 Joint Primary Runoff Election
May 24, 2022

UNOFFICIAL RESULTS

Bexar County

1107

DEM District Clerk County Races

Vote For 1

	TOTAL	Election Day	Absentee	Early Voting
Gloria A. Martinez	93	52	10	31
Christine "Chris" Castillo	67	35	9	23

RETRIEVED FROM DEMOCRACYDOCKET.COM

Summary Results Report
May 24, 2022 Joint Primary Runoff Election
May 24, 2022

UNOFFICIAL RESULTS

Bexar County

1108

Statistics

	TOTAL	Election Day	Absentee	Early Voting
Registered Voters - Total	1,867			
Ballots Cast - Total	143	78	15	50
Ballots Cast - Democratic Party	88	43	13	32
Voter Turnout - Total	7.66%			

DEM Lieutenant Governor

Vote For 1

	TOTAL	Election Day	Absentee	Early Voting
Michelle Beckley	48	27	9	12
Mike Collier	33	14	4	15

DEM Attorney General

Vote For 1

	TOTAL	Election Day	Absentee	Early Voting
Rochelle Mercedes Garza	66	36	9	21
Joe Jaworski	17	4	4	9

DEM Comptroller of Public Accounts

Vote For 1

	TOTAL	Election Day	Absentee	Early Voting
Angel Luis Vega	43	22	8	13
Janet T. Dudding	38	18	5	15

DEM Commissioner of the General Land Office

Vote For 1

	TOTAL	Election Day	Absentee	Early Voting
Sandragrace Martinez	58	34	7	17
Jay Kleberg	23	6	6	11

DEM Member, State Board of Education, District 1 State Board of Education, District 1

Vote For 1

	TOTAL	Election Day	Absentee	Early Voting
Melissa N. Ortega	48	26	8	14
Laura Marquez	31	14	4	13

DEM County Judge County Races

Vote For 1

	TOTAL	Election Day	Absentee	Early Voting
Ina Minjarez	41	21	9	11
Peter Sakai	44	21	4	19

DEM Judge, County Court at Law No. 2 County Races

Vote For 1

	TOTAL	Election Day	Absentee	Early Voting
Melissa Saenz	50	27	10	13
Maria Teresa Garcia	30	14	2	14

Summary Results Report
May 24, 2022 Joint Primary Runoff Election
May 24, 2022

UNOFFICIAL RESULTS

Bexar County

1108

DEM District Clerk County Races

Vote For 1

	TOTAL	Election Day	Absentee	Early Voting
Gloria A. Martinez	51	30	6	15
Christine "Chris" Castillo	29	11	6	12

RETRIEVED FROM DEMOCRACYDOCKET.COM

Summary Results Report
May 24, 2022 Joint Primary Runoff Election
May 24, 2022

UNOFFICIAL RESULTS

Bexar County

1109

Statistics

	TOTAL	Election Day	Absentee	Early Voting
Registered Voters - Total	4			
Ballots Cast - Total	1	0	0	1
Ballots Cast - Democratic Party	0	0	0	0
Voter Turnout - Total	25.00%			

DEM Lieutenant Governor

Vote For 1

	TOTAL	Election Day	Absentee	Early Voting
Michelle Beckley	0	0	0	0
Mike Collier	0	0	0	0

DEM Attorney General

Vote For 1

	TOTAL	Election Day	Absentee	Early Voting
Rochelle Mercedes Garza	0	0	0	0
Joe Jaworski	0	0	0	0

DEM Comptroller of Public Accounts

Vote For 1

	TOTAL	Election Day	Absentee	Early Voting
Angel Luis Vega	0	0	0	0
Janet T. Dudding	0	0	0	0

DEM Commissioner of the General Land Office

Vote For 1

	TOTAL	Election Day	Absentee	Early Voting
Sandragrace Martinez	0	0	0	0
Jay Kleberg	0	0	0	0

DEM County Judge County Races

Vote For 1

	TOTAL	Election Day	Absentee	Early Voting
Ina Minjarez	0	0	0	0
Peter Sakai	0	0	0	0

DEM Judge, County Court at Law No. 2 County Races

Vote For 1

	TOTAL	Election Day	Absentee	Early Voting
Melissa Saenz	0	0	0	0
Maria Teresa Garcia	0	0	0	0

DEM District Clerk County Races

Vote For 1

	TOTAL	Election Day	Absentee	Early Voting
Gloria A. Martinez	0	0	0	0
Christine "Chris" Castillo	0	0	0	0

Summary Results Report
May 24, 2022 Joint Primary Runoff Election
May 24, 2022

UNOFFICIAL RESULTS

Bexar County

1110

Statistics

	TOTAL	Election Day	Absentee	Early Voting
Registered Voters - Total	3,340			
Ballots Cast - Total	100	68	4	28
Ballots Cast - Democratic Party	67	43	4	20
Voter Turnout - Total	2.99%			

DEM Lieutenant Governor

Vote For 1

	TOTAL	Election Day	Absentee	Early Voting
Michelle Beckley	45	33	3	9
Mike Collier	19	9	1	9

DEM Attorney General

Vote For 1

	TOTAL	Election Day	Absentee	Early Voting
Rochelle Mercedes Garza	52	36	3	13
Joe Jaworski	11	5	1	5

DEM Comptroller of Public Accounts

Vote For 1

	TOTAL	Election Day	Absentee	Early Voting
Angel Luis Vega	36	23	3	10
Janet T. Dudding	26	17	1	8

DEM Commissioner of the General Land Office

Vote For 1

	TOTAL	Election Day	Absentee	Early Voting
Sandragrace Martinez	43	32	1	10
Jay Kleberg	19	8	3	8

DEM Member, State Board of Education, District 1 State Board of Education, District 1

Vote For 1

	TOTAL	Election Day	Absentee	Early Voting
Melissa N. Ortega	36	24	3	9
Laura Marquez	25	16	1	8

DEM County Judge County Races

Vote For 1

	TOTAL	Election Day	Absentee	Early Voting
Ina Minjarez	36	28	1	7
Peter Sakai	29	14	3	12

DEM Judge, County Court at Law No. 2 County Races

Vote For 1

	TOTAL	Election Day	Absentee	Early Voting
Melissa Saenz	29	21	1	7
Maria Teresa Garcia	33	20	3	10

Summary Results Report
May 24, 2022 Joint Primary Runoff Election
May 24, 2022

UNOFFICIAL RESULTS

Bexar County

1110

DEM District Clerk County Races

Vote For 1

	TOTAL	Election Day	Absentee	Early Voting
Gloria A. Martinez	49	32	4	13
Christine "Chris" Castillo	14	9	0	5

RETRIEVED FROM DEMOCRACYDOCKET.COM

Summary Results Report
May 24, 2022 Joint Primary Runoff Election
May 24, 2022

UNOFFICIAL RESULTS

Bexar County

1111

Statistics

	TOTAL	Election Day	Absentee	Early Voting
Registered Voters - Total	3,467			
Ballots Cast - Total	314	118	39	157
Ballots Cast - Democratic Party	215	74	35	106
Voter Turnout - Total	9.06%			

DEM Lieutenant Governor

Vote For 1

	TOTAL	Election Day	Absentee	Early Voting
Michelle Beckley	140	52	22	66
Mike Collier	63	19	12	32

DEM Attorney General

Vote For 1

	TOTAL	Election Day	Absentee	Early Voting
Rochelle Mercedes Garza	176	61	30	85
Joe Jaworski	30	10	4	16

DEM Comptroller of Public Accounts

Vote For 1

	TOTAL	Election Day	Absentee	Early Voting
Angel Luis Vega	105	40	18	47
Janet T. Dudding	96	30	16	50

DEM Commissioner of the General Land Office

Vote For 1

	TOTAL	Election Day	Absentee	Early Voting
Sandragrace Martinez	147	52	27	68
Jay Kleberg	56	20	5	31

DEM County Judge County Races

Vote For 1

	TOTAL	Election Day	Absentee	Early Voting
Ina Minjarez	118	44	13	61
Peter Sakai	95	29	22	44

DEM Judge, County Court at Law No. 2 County Races

Vote For 1

	TOTAL	Election Day	Absentee	Early Voting
Melissa Saenz	118	43	18	57
Maria Teresa Garcia	80	25	14	41

DEM District Clerk County Races

Vote For 1

	TOTAL	Election Day	Absentee	Early Voting
Gloria A. Martinez	110	39	20	51
Christine "Chris" Castillo	95	33	12	50

Summary Results Report
May 24, 2022 Joint Primary Runoff Election
May 24, 2022

UNOFFICIAL RESULTS

Bexar County

1112

Statistics

	TOTAL	Election Day	Absentee	Early Voting
Registered Voters - Total	2,725			
Ballots Cast - Total	137	62	23	52
Ballots Cast - Democratic Party	100	44	20	36
Voter Turnout - Total	5.03%			

DEM Lieutenant Governor

Vote For 1

	TOTAL	Election Day	Absentee	Early Voting
Michelle Beckley	65	32	9	24
Mike Collier	31	9	11	11

DEM Attorney General

Vote For 1

	TOTAL	Election Day	Absentee	Early Voting
Rochelle Mercedes Garza	76	36	12	28
Joe Jaworski	20	5	8	7

DEM Comptroller of Public Accounts

Vote For 1

	TOTAL	Election Day	Absentee	Early Voting
Angel Luis Vega	59	21	14	24
Janet T. Dudding	37	19	6	12

DEM Commissioner of the General Land Office

Vote For 1

	TOTAL	Election Day	Absentee	Early Voting
Sandragrace Martinez	73	34	12	27
Jay Kleberg	23	7	8	8

DEM County Judge County Races

Vote For 1

	TOTAL	Election Day	Absentee	Early Voting
Ina Minjarez	49	24	11	14
Peter Sakai	51	20	9	22

DEM Judge, County Court at Law No. 2 County Races

Vote For 1

	TOTAL	Election Day	Absentee	Early Voting
Melissa Saenz	49	22	10	17
Maria Teresa Garcia	45	19	8	18

DEM District Clerk County Races

Vote For 1

	TOTAL	Election Day	Absentee	Early Voting
Gloria A. Martinez	67	29	13	25
Christine "Chris" Castillo	24	11	4	9

Summary Results Report
May 24, 2022 Joint Primary Runoff Election
May 24, 2022

UNOFFICIAL RESULTS

Bexar County

1113

Statistics

	TOTAL	Election Day	Absentee	Early Voting
Registered Voters - Total	3,062			
Ballots Cast - Total	199	79	24	96
Ballots Cast - Democratic Party	129	49	24	56
Voter Turnout - Total	6.50%			

DEM Lieutenant Governor

Vote For 1

	TOTAL	Election Day	Absentee	Early Voting
Michelle Beckley	75	33	11	31
Mike Collier	48	13	12	23

DEM Attorney General

Vote For 1

	TOTAL	Election Day	Absentee	Early Voting
Rochelle Mercedes Garza	90	40	12	38
Joe Jaworski	33	5	12	16

DEM Comptroller of Public Accounts

Vote For 1

	TOTAL	Election Day	Absentee	Early Voting
Angel Luis Vega	55	17	11	27
Janet T. Dudding	65	27	12	26

DEM Commissioner of the General Land Office

Vote For 1

	TOTAL	Election Day	Absentee	Early Voting
Sandragrace Martinez	80	35	14	31
Jay Kleberg	42	10	9	23

DEM County Judge County Races

Vote For 1

	TOTAL	Election Day	Absentee	Early Voting
Ina Minjarez	81	34	11	36
Peter Sakai	48	15	13	20

DEM Judge, County Court at Law No. 2 County Races

Vote For 1

	TOTAL	Election Day	Absentee	Early Voting
Melissa Saenz	74	25	15	34
Maria Teresa Garcia	46	20	8	18

DEM District Clerk County Races

Vote For 1

	TOTAL	Election Day	Absentee	Early Voting
Gloria A. Martinez	72	25	17	30
Christine "Chris" Castillo	46	18	6	22

Summary Results Report
May 24, 2022 Joint Primary Runoff Election
May 24, 2022

UNOFFICIAL RESULTS

Bexar County

1114

Statistics

	TOTAL	Election Day	Absentee	Early Voting
Registered Voters - Total	181			
Ballots Cast - Total	5	2	0	3
Ballots Cast - Democratic Party	1	1	0	0
Voter Turnout - Total	2.76%			

DEM Lieutenant Governor

Vote For 1

	TOTAL	Election Day	Absentee	Early Voting
Michelle Beckley	1	1	0	0
Mike Collier	0	0	0	0

DEM Attorney General

Vote For 1

	TOTAL	Election Day	Absentee	Early Voting
Rochelle Mercedes Garza	1	1	0	0
Joe Jaworski	0	0	0	0

DEM Comptroller of Public Accounts

Vote For 1

	TOTAL	Election Day	Absentee	Early Voting
Angel Luis Vega	1	1	0	0
Janet T. Dudding	0	0	0	0

DEM Commissioner of the General Land Office

Vote For 1

	TOTAL	Election Day	Absentee	Early Voting
Sandragrace Martinez	1	1	0	0
Jay Kleberg	0	0	0	0

DEM County Judge County Races

Vote For 1

	TOTAL	Election Day	Absentee	Early Voting
Ina Minjarez	1	1	0	0
Peter Sakai	0	0	0	0

DEM Judge, County Court at Law No. 2 County Races

Vote For 1

	TOTAL	Election Day	Absentee	Early Voting
Melissa Saenz	0	0	0	0
Maria Teresa Garcia	1	1	0	0

DEM District Clerk County Races

Vote For 1

	TOTAL	Election Day	Absentee	Early Voting
Gloria A. Martinez	1	1	0	0
Christine "Chris" Castillo	0	0	0	0

Summary Results Report
May 24, 2022 Joint Primary Runoff Election
May 24, 2022

UNOFFICIAL RESULTS

Bexar County

1115

Statistics

	TOTAL	Election Day	Absentee	Early Voting
Registered Voters - Total	1,107			
Ballots Cast - Total	137	67	8	62
Ballots Cast - Democratic Party	103	49	8	46
Voter Turnout - Total	12.38%			

DEM United States Representative, District 28 United States Representative, District 28

Vote For 1

	TOTAL	Election Day	Absentee	Early Voting
Jessica Cisneros	95	46	6	43
Henry Cuellar	8	3	2	3

DEM Lieutenant Governor

Vote For 1

	TOTAL	Election Day	Absentee	Early Voting
Michelle Beckley	61	31	6	24
Mike Collier	31	13	1	17

DEM Attorney General

Vote For 1

	TOTAL	Election Day	Absentee	Early Voting
Rochelle Mercedes Garza	80	40	4	36
Joe Jaworski	13	6	3	4

DEM Comptroller of Public Accounts

Vote For 1

	TOTAL	Election Day	Absentee	Early Voting
Angel Luis Vega	57	23	7	27
Janet T. Dudding	32	20	1	11

DEM Commissioner of the General Land Office

Vote For 1

	TOTAL	Election Day	Absentee	Early Voting
Sandragrace Martinez	83	40	8	35
Jay Kleberg	8	4	0	4

DEM County Judge County Races

Vote For 1

	TOTAL	Election Day	Absentee	Early Voting
Ina Minjarez	36	18	3	15
Peter Sakai	64	30	5	29

DEM Judge, County Court at Law No. 2 County Races

Vote For 1

	TOTAL	Election Day	Absentee	Early Voting
Melissa Saenz	50	19	3	28
Maria Teresa Garcia	42	24	5	13

Summary Results Report
May 24, 2022 Joint Primary Runoff Election
May 24, 2022

UNOFFICIAL RESULTS

Bexar County

1115

DEM District Clerk County Races

Vote For 1

	TOTAL	Election Day	Absentee	Early Voting
Gloria A. Martinez	59	29	5	25
Christine "Chris" Castillo	35	16	3	16

RETRIEVED FROM DEMOCRACYDOCKET.COM

Summary Results Report
May 24, 2022 Joint Primary Runoff Election
May 24, 2022

UNOFFICIAL RESULTS

Bexar County

1116

Statistics

	TOTAL	Election Day	Absentee	Early Voting
Registered Voters - Total	1,443			
Ballots Cast - Total	93	35	18	40
Ballots Cast - Democratic Party	64	23	15	26
Voter Turnout - Total	6.44%			

DEM Lieutenant Governor

Vote For 1

	TOTAL	Election Day	Absentee	Early Voting
Michelle Beckley	40	15	9	16
Mike Collier	22	7	6	9

DEM Attorney General

Vote For 1

	TOTAL	Election Day	Absentee	Early Voting
Rochelle Mercedes Garza	53	18	10	25
Joe Jaworski	11	5	5	1

DEM Comptroller of Public Accounts

Vote For 1

	TOTAL	Election Day	Absentee	Early Voting
Angel Luis Vega	31	12	5	14
Janet T. Dudding	30	9	10	11

DEM Commissioner of the General Land Office

Vote For 1

	TOTAL	Election Day	Absentee	Early Voting
Sandragrace Martinez	44	16	7	21
Jay Kleberg	19	6	8	5

DEM Member, State Board of Education, District 1 State Board of Education, District 1

Vote For 1

	TOTAL	Election Day	Absentee	Early Voting
Melissa N. Ortega	43	12	11	20
Laura Marquez	18	9	4	5

DEM County Judge County Races

Vote For 1

	TOTAL	Election Day	Absentee	Early Voting
Ina Minjarez	28	11	6	11
Peter Sakai	35	12	9	14

DEM Judge, County Court at Law No. 2 County Races

Vote For 1

	TOTAL	Election Day	Absentee	Early Voting
Melissa Saenz	39	10	13	16
Maria Teresa Garcia	21	11	2	8

Summary Results Report
May 24, 2022 Joint Primary Runoff Election
May 24, 2022

UNOFFICIAL RESULTS

Bexar County

1116

DEM District Clerk County Races

Vote For 1

	TOTAL	Election Day	Absentee	Early Voting
Gloria A. Martinez	29	12	5	12
Christine "Chris" Castillo	31	8	10	13

RETRIEVED FROM DEMOCRACYDOCKET.COM

Summary Results Report
May 24, 2022 Joint Primary Runoff Election
May 24, 2022

UNOFFICIAL RESULTS

Bexar County

1117

Statistics

	TOTAL	Election Day	Absentee	Early Voting
Registered Voters - Total	356			
Ballots Cast - Total	46	20	2	24
Ballots Cast - Democratic Party	36	14	2	20
Voter Turnout - Total	12.92%			

DEM United States Representative, District 28 United States Representative, District 28

Vote For 1

	TOTAL	Election Day	Absentee	Early Voting
Jessica Cisneros	32	12	2	18
Henry Cuellar	4	2	0	2

DEM Lieutenant Governor

Vote For 1

	TOTAL	Election Day	Absentee	Early Voting
Michelle Beckley	21	7	2	12
Mike Collier	11	6	0	5

DEM Attorney General

Vote For 1

	TOTAL	Election Day	Absentee	Early Voting
Rochelle Mercedes Garza	30	10	2	18
Joe Jaworski	5	3	0	2

DEM Comptroller of Public Accounts

Vote For 1

	TOTAL	Election Day	Absentee	Early Voting
Angel Luis Vega	23	7	2	14
Janet T. Dudding	12	6	0	6

DEM Commissioner of the General Land Office

Vote For 1

	TOTAL	Election Day	Absentee	Early Voting
Sandragrace Martinez	29	9	2	18
Jay Kleberg	6	4	0	2

DEM County Judge County Races

Vote For 1

	TOTAL	Election Day	Absentee	Early Voting
Ina Minjarez	18	7	0	11
Peter Sakai	17	6	2	9

DEM Judge, County Court at Law No. 2 County Races

Vote For 1

	TOTAL	Election Day	Absentee	Early Voting
Melissa Saenz	18	7	0	11
Maria Teresa Garcia	17	6	2	9

Summary Results Report
May 24, 2022 Joint Primary Runoff Election
May 24, 2022

UNOFFICIAL RESULTS

Bexar County

1117

DEM District Clerk County Races

Vote For 1

	TOTAL	Election Day	Absentee	Early Voting
Gloria A. Martinez	24	8	2	14
Christine "Chris" Castillo	11	5	0	6

RETRIEVED FROM DEMOCRACYDOCKET.COM

Summary Results Report
May 24, 2022 Joint Primary Runoff Election
May 24, 2022

UNOFFICIAL RESULTS

Bexar County

1118

Statistics

	TOTAL	Election Day	Absentee	Early Voting
Registered Voters - Total	4,017			
Ballots Cast - Total	211	142	11	58
Ballots Cast - Democratic Party	125	82	7	36
Voter Turnout - Total	5.25%			

DEM Lieutenant Governor

Vote For 1

	TOTAL	Election Day	Absentee	Early Voting
Michelle Beckley	85	59	5	21
Mike Collier	37	21	2	14

DEM Attorney General

Vote For 1

	TOTAL	Election Day	Absentee	Early Voting
Rochelle Mercedes Garza	111	74	6	31
Joe Jaworski	11	6	1	4

DEM Comptroller of Public Accounts

Vote For 1

	TOTAL	Election Day	Absentee	Early Voting
Angel Luis Vega	60	38	4	18
Janet T. Dudding	61	41	3	17

DEM Commissioner of the General Land Office

Vote For 1

	TOTAL	Election Day	Absentee	Early Voting
Sandragrace Martinez	95	66	5	24
Jay Kleberg	27	14	2	11

DEM Member, State Board of Education, District 1 State Board of Education, District 1

Vote For 1

	TOTAL	Election Day	Absentee	Early Voting
Melissa N. Ortega	82	57	2	23
Laura Marquez	38	21	5	12

DEM County Judge County Races

Vote For 1

	TOTAL	Election Day	Absentee	Early Voting
Ina Minjarez	74	53	2	19
Peter Sakai	50	28	5	17

DEM Judge, County Court at Law No. 2 County Races

Vote For 1

	TOTAL	Election Day	Absentee	Early Voting
Melissa Saenz	74	51	2	21
Maria Teresa Garcia	47	28	4	15

Summary Results Report
May 24, 2022 Joint Primary Runoff Election
May 24, 2022

UNOFFICIAL RESULTS

Bexar County

1118

DEM District Clerk County Races

Vote For 1

	TOTAL	Election Day	Absentee	Early Voting
Gloria A. Martinez	70	46	4	20
Christine "Chris" Castillo	51	34	2	15

RETRIEVED FROM DEMOCRACYDOCKET.COM

Summary Results Report
May 24, 2022 Joint Primary Runoff Election
May 24, 2022

UNOFFICIAL RESULTS

Bexar County

1119

Statistics

	TOTAL	Election Day	Absentee	Early Voting
Registered Voters - Total	147			
Ballots Cast - Total	6	6	0	0
Ballots Cast - Democratic Party	4	4	0	0
Voter Turnout - Total	4.08%			

DEM Lieutenant Governor

Vote For 1

	TOTAL	Election Day	Absentee	Early Voting
Michelle Beckley	4	4	0	0
Mike Collier	0	0	0	0

DEM Attorney General

Vote For 1

	TOTAL	Election Day	Absentee	Early Voting
Rochelle Mercedes Garza	4	4	0	0
Joe Jaworski	0	0	0	0

DEM Comptroller of Public Accounts

Vote For 1

	TOTAL	Election Day	Absentee	Early Voting
Angel Luis Vega	1	1	0	0
Janet T. Dudding	3	3	0	0

DEM Commissioner of the General Land Office

Vote For 1

	TOTAL	Election Day	Absentee	Early Voting
Sandragrace Martinez	4	4	0	0
Jay Kleberg	0	0	0	0

DEM County Judge County Races

Vote For 1

	TOTAL	Election Day	Absentee	Early Voting
Ina Minjarez	3	3	0	0
Peter Sakai	1	1	0	0

DEM Judge, County Court at Law No. 2 County Races

Vote For 1

	TOTAL	Election Day	Absentee	Early Voting
Melissa Saenz	1	1	0	0
Maria Teresa Garcia	3	3	0	0

DEM District Clerk County Races

Vote For 1

	TOTAL	Election Day	Absentee	Early Voting
Gloria A. Martinez	2	2	0	0
Christine "Chris" Castillo	2	2	0	0

Summary Results Report
May 24, 2022 Joint Primary Runoff Election
May 24, 2022

UNOFFICIAL RESULTS

Bexar County

1120

Statistics

	TOTAL	Election Day	Absentee	Early Voting
Registered Voters - Total	170			
Ballots Cast - Total	2	0	0	2
Ballots Cast - Democratic Party	1	0	0	1
Voter Turnout - Total	1.18%			

DEM Lieutenant Governor

Vote For 1

	TOTAL	Election Day	Absentee	Early Voting
Michelle Beckley	0	0	0	0
Mike Collier	1	0	0	1

DEM Attorney General

Vote For 1

	TOTAL	Election Day	Absentee	Early Voting
Rochelle Mercedes Garza	0	0	0	0
Joe Jaworski	1	0	0	1

DEM Comptroller of Public Accounts

Vote For 1

	TOTAL	Election Day	Absentee	Early Voting
Angel Luis Vega	0	0	0	0
Janet T. Dudding	1	0	0	1

DEM Commissioner of the General Land Office

Vote For 1

	TOTAL	Election Day	Absentee	Early Voting
Sandragrace Martinez	1	0	0	1
Jay Kleberg	0	0	0	0

DEM County Judge County Races

Vote For 1

	TOTAL	Election Day	Absentee	Early Voting
Ina Minjarez	0	0	0	0
Peter Sakai	1	0	0	1

DEM Judge, County Court at Law No. 2 County Races

Vote For 1

	TOTAL	Election Day	Absentee	Early Voting
Melissa Saenz	0	0	0	0
Maria Teresa Garcia	1	0	0	1

DEM District Clerk County Races

Vote For 1

	TOTAL	Election Day	Absentee	Early Voting
Gloria A. Martinez	1	0	0	1
Christine "Chris" Castillo	0	0	0	0

Summary Results Report
May 24, 2022 Joint Primary Runoff Election
May 24, 2022

UNOFFICIAL RESULTS

Bexar County

1121

Statistics

	TOTAL	Election Day	Absentee	Early Voting
Registered Voters - Total	3,655			
Ballots Cast - Total	205	127	24	54
Ballots Cast - Democratic Party	119	68	17	34
Voter Turnout - Total	5.61%			

DEM Lieutenant Governor

Vote For 1

	TOTAL	Election Day	Absentee	Early Voting
Michelle Beckley	69	44	2	23
Mike Collier	48	22	15	11

DEM Attorney General

Vote For 1

	TOTAL	Election Day	Absentee	Early Voting
Rochelle Mercedes Garza	88	50	13	25
Joe Jaworski	29	17	4	8

DEM Comptroller of Public Accounts

Vote For 1

	TOTAL	Election Day	Absentee	Early Voting
Angel Luis Vega	60	39	7	14
Janet T. Dudding	55	27	10	18

DEM Commissioner of the General Land Office

Vote For 1

	TOTAL	Election Day	Absentee	Early Voting
Sandragrace Martinez	83	48	10	25
Jay Kleberg	32	19	7	6

DEM Member, State Board of Education, District 1 State Board of Education, District 1

Vote For 1

	TOTAL	Election Day	Absentee	Early Voting
Melissa N. Ortega	78	46	8	24
Laura Marquez	38	20	9	9

DEM County Judge County Races

Vote For 1

	TOTAL	Election Day	Absentee	Early Voting
Ina Minjarez	53	32	4	17
Peter Sakai	65	35	13	17

DEM Judge, County Court at Law No. 2 County Races

Vote For 1

	TOTAL	Election Day	Absentee	Early Voting
Melissa Saenz	74	43	10	21
Maria Teresa Garcia	41	23	7	11

Summary Results Report
May 24, 2022 Joint Primary Runoff Election
May 24, 2022

UNOFFICIAL RESULTS

Bexar County

1121

DEM District Clerk County Races

Vote For 1

	TOTAL	Election Day	Absentee	Early Voting
Gloria A. Martinez	71	44	5	22
Christine "Chris" Castillo	45	22	12	11

RETRIEVED FROM DEMOCRACYDOCKET.COM

Summary Results Report
May 24, 2022 Joint Primary Runoff Election
May 24, 2022

UNOFFICIAL RESULTS

Bexar County

1122

Statistics

	TOTAL	Election Day	Absentee	Early Voting
Registered Voters - Total	2,939			
Ballots Cast - Total	202	104	23	75
Ballots Cast - Democratic Party	113	44	16	53
Voter Turnout - Total	6.87%			

DEM Lieutenant Governor

Vote For 1

	TOTAL	Election Day	Absentee	Early Voting
Michelle Beckley	65	26	9	30
Mike Collier	45	18	7	20

DEM Attorney General

Vote For 1

	TOTAL	Election Day	Absentee	Early Voting
Rochelle Mercedes Garza	90	37	15	38
Joe Jaworski	20	7	1	12

DEM Comptroller of Public Accounts

Vote For 1

	TOTAL	Election Day	Absentee	Early Voting
Angel Luis Vega	47	23	8	16
Janet T. Dudding	61	21	6	34

DEM Commissioner of the General Land Office

Vote For 1

	TOTAL	Election Day	Absentee	Early Voting
Sandragrace Martinez	75	32	11	32
Jay Kleberg	28	11	2	15

DEM Member, State Board of Education, District 1 State Board of Education, District 1

Vote For 1

	TOTAL	Election Day	Absentee	Early Voting
Melissa N. Ortega	74	29	9	36
Laura Marquez	32	15	6	11

DEM County Judge County Races

Vote For 1

	TOTAL	Election Day	Absentee	Early Voting
Ina Minjarez	69	33	7	29
Peter Sakai	43	10	9	24

DEM Judge, County Court at Law No. 2 County Races

Vote For 1

	TOTAL	Election Day	Absentee	Early Voting
Melissa Saenz	64	26	8	30
Maria Teresa Garcia	44	17	7	20

Summary Results Report
May 24, 2022 Joint Primary Runoff Election
May 24, 2022

UNOFFICIAL RESULTS

Bexar County

1122

DEM District Clerk County Races

Vote For 1

	TOTAL	Election Day	Absentee	Early Voting
Gloria A. Martinez	61	27	5	29
Christine "Chris" Castillo	47	17	8	22

RETRIEVED FROM DEMOCRACYDOCKET.COM

Summary Results Report
May 24, 2022 Joint Primary Runoff Election
May 24, 2022

UNOFFICIAL RESULTS

Bexar County

1123

Statistics

	TOTAL	Election Day	Absentee	Early Voting
Registered Voters - Total	640			
Ballots Cast - Total	40	8	6	26
Ballots Cast - Democratic Party	20	2	4	14
Voter Turnout - Total	6.25%			

DEM Lieutenant Governor

Vote For 1

	TOTAL	Election Day	Absentee	Early Voting
Michelle Beckley	17	2	2	13
Mike Collier	2	0	2	0

DEM Attorney General

Vote For 1

	TOTAL	Election Day	Absentee	Early Voting
Rochelle Mercedes Garza	16	1	3	12
Joe Jaworski	4	1	1	2

DEM Comptroller of Public Accounts

Vote For 1

	TOTAL	Election Day	Absentee	Early Voting
Angel Luis Vega	15	1	4	10
Janet T. Dudding	4	1	0	3

DEM Commissioner of the General Land Office

Vote For 1

	TOTAL	Election Day	Absentee	Early Voting
Sandragrace Martinez	16	2	2	12
Jay Kleberg	3	0	2	1

DEM County Judge County Races

Vote For 1

	TOTAL	Election Day	Absentee	Early Voting
Ina Minjarez	3	1	0	2
Peter Sakai	16	1	4	11

DEM Judge, County Court at Law No. 2 County Races

Vote For 1

	TOTAL	Election Day	Absentee	Early Voting
Melissa Saenz	10	2	2	6
Maria Teresa Garcia	9	0	2	7

DEM District Clerk County Races

Vote For 1

	TOTAL	Election Day	Absentee	Early Voting
Gloria A. Martinez	13	2	4	7
Christine "Chris" Castillo	6	0	0	6

Summary Results Report
May 24, 2022 Joint Primary Runoff Election
May 24, 2022

UNOFFICIAL RESULTS

Bexar County

1124

Statistics

	TOTAL	Election Day	Absentee	Early Voting
Registered Voters - Total	230			
Ballots Cast - Total	20	7	4	9
Ballots Cast - Democratic Party	13	4	3	6
Voter Turnout - Total	8.70%			

DEM Lieutenant Governor

Vote For 1

	TOTAL	Election Day	Absentee	Early Voting
Michelle Beckley	6	3	0	3
Mike Collier	4	0	2	2

DEM Attorney General

Vote For 1

	TOTAL	Election Day	Absentee	Early Voting
Rochelle Mercedes Garza	6	3	0	3
Joe Jaworski	4	0	2	2

DEM Comptroller of Public Accounts

Vote For 1

	TOTAL	Election Day	Absentee	Early Voting
Angel Luis Vega	6	0	2	4
Janet T. Dudding	3	3	0	0

DEM Commissioner of the General Land Office

Vote For 1

	TOTAL	Election Day	Absentee	Early Voting
Sandragrace Martinez	7	2	1	4
Jay Kleberg	3	1	1	1

DEM County Judge County Races

Vote For 1

	TOTAL	Election Day	Absentee	Early Voting
Ina Minjarez	4	1	0	3
Peter Sakai	9	3	3	3

DEM Judge, County Court at Law No. 2 County Races

Vote For 1

	TOTAL	Election Day	Absentee	Early Voting
Melissa Saenz	1	0	1	0
Maria Teresa Garcia	9	3	1	5

DEM District Clerk County Races

Vote For 1

	TOTAL	Election Day	Absentee	Early Voting
Gloria A. Martinez	6	2	2	2
Christine "Chris" Castillo	4	1	0	3

Summary Results Report
May 24, 2022 Joint Primary Runoff Election
May 24, 2022

UNOFFICIAL RESULTS

Bexar County

1125

Statistics

	TOTAL	Election Day	Absentee	Early Voting
Registered Voters - Total	2,226			
Ballots Cast - Total	162	77	29	56
Ballots Cast - Democratic Party	96	40	22	34
Voter Turnout - Total	7.28%			

DEM Lieutenant Governor

Vote For 1

	TOTAL	Election Day	Absentee	Early Voting
Michelle Beckley	57	25	10	22
Mike Collier	37	14	12	11

DEM Attorney General

Vote For 1

	TOTAL	Election Day	Absentee	Early Voting
Rochelle Mercedes Garza	69	32	14	23
Joe Jaworski	25	7	8	10

DEM Comptroller of Public Accounts

Vote For 1

	TOTAL	Election Day	Absentee	Early Voting
Angel Luis Vega	47	22	8	17
Janet T. Dudding	45	16	14	15

DEM Commissioner of the General Land Office

Vote For 1

	TOTAL	Election Day	Absentee	Early Voting
Sandragrace Martinez	64	30	11	23
Jay Kleberg	28	7	11	10

DEM Member, State Board of Education, District 1 State Board of Education, District 1

Vote For 1

	TOTAL	Election Day	Absentee	Early Voting
Melissa N. Ortega	70	28	15	27
Laura Marquez	21	10	7	4

DEM County Judge County Races

Vote For 1

	TOTAL	Election Day	Absentee	Early Voting
Ina Minjarez	42	22	7	13
Peter Sakai	53	17	15	21

DEM Judge, County Court at Law No. 2 County Races

Vote For 1

	TOTAL	Election Day	Absentee	Early Voting
Melissa Saenz	54	22	13	19
Maria Teresa Garcia	37	16	9	12

Summary Results Report
May 24, 2022 Joint Primary Runoff Election
May 24, 2022

UNOFFICIAL RESULTS

Bexar County

1125

DEM District Clerk County Races

Vote For 1

	TOTAL	Election Day	Absentee	Early Voting
Gloria A. Martinez	50	20	15	15
Christine "Chris" Castillo	43	19	7	17

RETRIEVED FROM DEMOCRACYDOCKET.COM

Summary Results Report
May 24, 2022 Joint Primary Runoff Election
May 24, 2022

UNOFFICIAL RESULTS

Bexar County

1126

Statistics

	TOTAL	Election Day	Absentee	Early Voting
Registered Voters - Total	0			
Ballots Cast - Total	0	0	0	0
Ballots Cast - Democratic Party	0	0	0	0
Voter Turnout - Total	0.00%			

DEM United States Representative, District 28 United States Representative, District 28

Vote For 1

	TOTAL	Election Day	Absentee	Early Voting
Jessica Cisneros	0	0	0	0
Henry Cuellar	0	0	0	0

DEM Lieutenant Governor

Vote For 1

	TOTAL	Election Day	Absentee	Early Voting
Michelle Beckley	0	0	0	0
Mike Collier	0	0	0	0

DEM Attorney General

Vote For 1

	TOTAL	Election Day	Absentee	Early Voting
Rochelle Mercedes Garza	0	0	0	0
Joe Jaworski	0	0	0	0

DEM Comptroller of Public Accounts

Vote For 1

	TOTAL	Election Day	Absentee	Early Voting
Angel Luis Vega	0	0	0	0
Janet T. Dudding	0	0	0	0

DEM Commissioner of the General Land Office

Vote For 1

	TOTAL	Election Day	Absentee	Early Voting
Sandragrace Martinez	0	0	0	0
Jay Kleberg	0	0	0	0

DEM County Judge County Races

Vote For 1

	TOTAL	Election Day	Absentee	Early Voting
Ina Minjarez	0	0	0	0
Peter Sakai	0	0	0	0

DEM Judge, County Court at Law No. 2 County Races

Vote For 1

	TOTAL	Election Day	Absentee	Early Voting
Melissa Saenz	0	0	0	0
Maria Teresa Garcia	0	0	0	0

Summary Results Report
May 24, 2022 Joint Primary Runoff Election
May 24, 2022

UNOFFICIAL RESULTS

Bexar County

1126

DEM District Clerk County Races

Vote For 1

	TOTAL	Election Day	Absentee	Early Voting
Gloria A. Martinez	0	0	0	0
Christine "Chris" Castillo	0	0	0	0

RETRIEVED FROM DEMOCRACYDOCKET.COM

Summary Results Report
May 24, 2022 Joint Primary Runoff Election
May 24, 2022

UNOFFICIAL RESULTS

Bexar County

1127

Statistics

	TOTAL	Election Day	Absentee	Early Voting
Registered Voters - Total	627			
Ballots Cast - Total	45	21	7	17
Ballots Cast - Democratic Party	38	17	7	14
Voter Turnout - Total	7.18%			

DEM Lieutenant Governor

Vote For 1

	TOTAL	Election Day	Absentee	Early Voting
Michelle Beckley	20	11	2	7
Mike Collier	14	3	5	6

DEM Attorney General

Vote For 1

	TOTAL	Election Day	Absentee	Early Voting
Rochelle Mercedes Garza	28	15	4	9
Joe Jaworski	10	2	3	5

DEM Comptroller of Public Accounts

Vote For 1

	TOTAL	Election Day	Absentee	Early Voting
Angel Luis Vega	23	10	5	8
Janet T. Dudding	12	5	2	5

DEM Commissioner of the General Land Office

Vote For 1

	TOTAL	Election Day	Absentee	Early Voting
Sandragrace Martinez	26	13	5	8
Jay Kleberg	8	1	1	6

DEM County Judge County Races

Vote For 1

	TOTAL	Election Day	Absentee	Early Voting
Ina Minjarez	10	8	0	2
Peter Sakai	27	8	7	12

DEM Judge, County Court at Law No. 2 County Races

Vote For 1

	TOTAL	Election Day	Absentee	Early Voting
Melissa Saenz	21	5	6	10
Maria Teresa Garcia	13	8	1	4

DEM District Clerk County Races

Vote For 1

	TOTAL	Election Day	Absentee	Early Voting
Gloria A. Martinez	16	6	3	7
Christine "Chris" Castillo	19	8	4	7

Summary Results Report
May 24, 2022 Joint Primary Runoff Election
May 24, 2022

UNOFFICIAL RESULTS

Bexar County

1128

Statistics

	TOTAL	Election Day	Absentee	Early Voting
Registered Voters - Total	2,099			
Ballots Cast - Total	79	47	11	21
Ballots Cast - Democratic Party	58	35	7	16
Voter Turnout - Total	3.76%			

DEM Lieutenant Governor

Vote For 1

	TOTAL	Election Day	Absentee	Early Voting
Michelle Beckley	35	19	6	10
Mike Collier	19	13	1	5

DEM Attorney General

Vote For 1

	TOTAL	Election Day	Absentee	Early Voting
Rochelle Mercedes Garza	43	28	4	11
Joe Jaworski	9	3	3	3

DEM Comptroller of Public Accounts

Vote For 1

	TOTAL	Election Day	Absentee	Early Voting
Angel Luis Vega	28	16	3	9
Janet T. Dudding	21	13	4	4

DEM Commissioner of the General Land Office

Vote For 1

	TOTAL	Election Day	Absentee	Early Voting
Sandragrace Martinez	42	25	6	11
Jay Kleberg	7	4	1	2

DEM County Judge County Races

Vote For 1

	TOTAL	Election Day	Absentee	Early Voting
Ina Minjarez	29	17	3	9
Peter Sakai	27	17	4	6

DEM Judge, County Court at Law No. 2 County Races

Vote For 1

	TOTAL	Election Day	Absentee	Early Voting
Melissa Saenz	24	13	4	7
Maria Teresa Garcia	26	16	3	7

DEM District Clerk County Races

Vote For 1

	TOTAL	Election Day	Absentee	Early Voting
Gloria A. Martinez	39	24	5	10
Christine "Chris" Castillo	18	10	2	6

Summary Results Report
May 24, 2022 Joint Primary Runoff Election
May 24, 2022

UNOFFICIAL RESULTS

Bexar County

1129

Statistics

	TOTAL	Election Day	Absentee	Early Voting
Registered Voters - Total	3,291			
Ballots Cast - Total	250	142	11	97
Ballots Cast - Democratic Party	164	91	8	65
Voter Turnout - Total	7.60%			

DEM Lieutenant Governor

Vote For 1

	TOTAL	Election Day	Absentee	Early Voting
Michelle Beckley	102	59	5	38
Mike Collier	52	27	3	22

DEM Attorney General

Vote For 1

	TOTAL	Election Day	Absentee	Early Voting
Rochelle Mercedes Garza	120	68	7	45
Joe Jaworski	35	17	1	17

DEM Comptroller of Public Accounts

Vote For 1

	TOTAL	Election Day	Absentee	Early Voting
Angel Luis Vega	66	41	3	22
Janet T. Dudding	86	41	5	40

DEM Commissioner of the General Land Office

Vote For 1

	TOTAL	Election Day	Absentee	Early Voting
Sandragrace Martinez	106	64	4	38
Jay Kleberg	46	19	4	23

DEM Member, State Board of Education, District 1 State Board of Education, District 1

Vote For 1

	TOTAL	Election Day	Absentee	Early Voting
Melissa N. Ortega	95	53	4	38
Laura Marquez	57	30	4	23

DEM County Judge County Races

Vote For 1

	TOTAL	Election Day	Absentee	Early Voting
Ina Minjarez	73	39	3	31
Peter Sakai	86	48	5	33

DEM Judge, County Court at Law No. 2 County Races

Vote For 1

	TOTAL	Election Day	Absentee	Early Voting
Melissa Saenz	91	52	4	35
Maria Teresa Garcia	62	31	4	27

Summary Results Report
May 24, 2022 Joint Primary Runoff Election
May 24, 2022

UNOFFICIAL RESULTS

Bexar County

1129

DEM District Clerk County Races

Vote For 1

	TOTAL	Election Day	Absentee	Early Voting
Gloria A. Martinez	85	46	5	34
Christine "Chris" Castillo	69	36	3	30

RETRIEVED FROM DEMOCRACYDOCKET.COM

Summary Results Report
May 24, 2022 Joint Primary Runoff Election
May 24, 2022

UNOFFICIAL RESULTS

Bexar County

1130

Statistics

	TOTAL	Election Day	Absentee	Early Voting
Registered Voters - Total	0			
Ballots Cast - Total	0	0	0	0
Ballots Cast - Democratic Party	0	0	0	0
Voter Turnout - Total	0.00%			

DEM Lieutenant Governor

Vote For 1

	TOTAL	Election Day	Absentee	Early Voting
Michelle Beckley	0	0	0	0
Mike Collier	0	0	0	0

DEM Attorney General

Vote For 1

	TOTAL	Election Day	Absentee	Early Voting
Rochelle Mercedes Garza	0	0	0	0
Joe Jaworski	0	0	0	0

DEM Comptroller of Public Accounts

Vote For 1

	TOTAL	Election Day	Absentee	Early Voting
Angel Luis Vega	0	0	0	0
Janet T. Dudding	0	0	0	0

DEM Commissioner of the General Land Office

Vote For 1

	TOTAL	Election Day	Absentee	Early Voting
Sandragrace Martinez	0	0	0	0
Jay Kleberg	0	0	0	0

DEM Member, State Board of Education, District 1 State Board of Education, District 1

Vote For 1

	TOTAL	Election Day	Absentee	Early Voting
Melissa N. Ortega	0	0	0	0
Laura Marquez	0	0	0	0

DEM County Judge County Races

Vote For 1

	TOTAL	Election Day	Absentee	Early Voting
Ina Minjarez	0	0	0	0
Peter Sakai	0	0	0	0

DEM Judge, County Court at Law No. 2 County Races

Vote For 1

	TOTAL	Election Day	Absentee	Early Voting
Melissa Saenz	0	0	0	0
Maria Teresa Garcia	0	0	0	0

Summary Results Report
May 24, 2022 Joint Primary Runoff Election
May 24, 2022

UNOFFICIAL RESULTS

Bexar County

1130

DEM District Clerk County Races

Vote For 1

	TOTAL	Election Day	Absentee	Early Voting
Gloria A. Martinez	0	0	0	0
Christine "Chris" Castillo	0	0	0	0

RETRIEVED FROM DEMOCRACYDOCKET.COM

Summary Results Report
May 24, 2022 Joint Primary Runoff Election
May 24, 2022

UNOFFICIAL RESULTS

Bexar County

1131

Statistics

	TOTAL	Election Day	Absentee	Early Voting
Registered Voters - Total	0			
Ballots Cast - Total	0	0	0	0
Ballots Cast - Democratic Party	0	0	0	0
Voter Turnout - Total	0.00%			

DEM Lieutenant Governor

Vote For 1

	TOTAL	Election Day	Absentee	Early Voting
Michelle Beckley	0	0	0	0
Mike Collier	0	0	0	0

DEM Attorney General

Vote For 1

	TOTAL	Election Day	Absentee	Early Voting
Rochelle Mercedes Garza	0	0	0	0
Joe Jaworski	0	0	0	0

DEM Comptroller of Public Accounts

Vote For 1

	TOTAL	Election Day	Absentee	Early Voting
Angel Luis Vega	0	0	0	0
Janet T. Dudding	0	0	0	0

DEM Commissioner of the General Land Office

Vote For 1

	TOTAL	Election Day	Absentee	Early Voting
Sandragrace Martinez	0	0	0	0
Jay Kleberg	0	0	0	0

DEM County Judge County Races

Vote For 1

	TOTAL	Election Day	Absentee	Early Voting
Ina Minjarez	0	0	0	0
Peter Sakai	0	0	0	0

DEM Judge, County Court at Law No. 2 County Races

Vote For 1

	TOTAL	Election Day	Absentee	Early Voting
Melissa Saenz	0	0	0	0
Maria Teresa Garcia	0	0	0	0

DEM District Clerk County Races

Vote For 1

	TOTAL	Election Day	Absentee	Early Voting
Gloria A. Martinez	0	0	0	0
Christine "Chris" Castillo	0	0	0	0

Summary Results Report
May 24, 2022 Joint Primary Runoff Election
May 24, 2022

UNOFFICIAL RESULTS

Bexar County

1132

Statistics

	TOTAL	Election Day	Absentee	Early Voting
Registered Voters - Total	556			
Ballots Cast - Total	51	18	9	24
Ballots Cast - Democratic Party	40	12	8	20
Voter Turnout - Total	9.17%			

DEM United States Representative, District 28 United States Representative, District 28

Vote For 1

	TOTAL	Election Day	Absentee	Early Voting
Jessica Cisneros	33	9	6	18
Henry Cuellar	7	3	2	2

DEM Lieutenant Governor

Vote For 1

	TOTAL	Election Day	Absentee	Early Voting
Michelle Beckley	26	8	6	12
Mike Collier	10	3	1	6

DEM Attorney General

Vote For 1

	TOTAL	Election Day	Absentee	Early Voting
Rochelle Mercedes Garza	35	11	6	18
Joe Jaworski	4	1	2	1

DEM Comptroller of Public Accounts

Vote For 1

	TOTAL	Election Day	Absentee	Early Voting
Angel Luis Vega	28	8	8	12
Janet T. Dudding	11	4	0	7

DEM Commissioner of the General Land Office

Vote For 1

	TOTAL	Election Day	Absentee	Early Voting
Sandragrace Martinez	33	11	6	16
Jay Kleberg	6	1	2	3

DEM County Judge County Races

Vote For 1

	TOTAL	Election Day	Absentee	Early Voting
Ina Minjarez	13	4	0	9
Peter Sakai	26	8	8	10

DEM Judge, County Court at Law No. 2 County Races

Vote For 1

	TOTAL	Election Day	Absentee	Early Voting
Melissa Saenz	19	7	4	8
Maria Teresa Garcia	19	5	3	11

Summary Results Report
May 24, 2022 Joint Primary Runoff Election
May 24, 2022

UNOFFICIAL RESULTS

Bexar County

1132

DEM District Clerk County Races

Vote For 1

	TOTAL	Election Day	Absentee	Early Voting
Gloria A. Martinez	25	10	5	10
Christine "Chris" Castillo	14	2	2	10

RETRIEVED FROM DEMOCRACYDOCKET.COM

Summary Results Report
May 24, 2022 Joint Primary Runoff Election
May 24, 2022

UNOFFICIAL RESULTS

Bexar County

1133

Statistics

	TOTAL	Election Day	Absentee	Early Voting
Registered Voters - Total	5			
Ballots Cast - Total	0	0	0	0
Ballots Cast - Democratic Party	0	0	0	0
Voter Turnout - Total	0.00%			

DEM Lieutenant Governor

Vote For 1

	TOTAL	Election Day	Absentee	Early Voting
Michelle Beckley	0	0	0	0
Mike Collier	0	0	0	0

DEM Attorney General

Vote For 1

	TOTAL	Election Day	Absentee	Early Voting
Rochelle Mercedes Garza	0	0	0	0
Joe Jaworski	0	0	0	0

DEM Comptroller of Public Accounts

Vote For 1

	TOTAL	Election Day	Absentee	Early Voting
Angel Luis Vega	0	0	0	0
Janet T. Dudding	0	0	0	0

DEM Commissioner of the General Land Office

Vote For 1

	TOTAL	Election Day	Absentee	Early Voting
Sandragrace Martinez	0	0	0	0
Jay Kleberg	0	0	0	0

DEM County Judge County Races

Vote For 1

	TOTAL	Election Day	Absentee	Early Voting
Ina Minjarez	0	0	0	0
Peter Sakai	0	0	0	0

DEM Judge, County Court at Law No. 2 County Races

Vote For 1

	TOTAL	Election Day	Absentee	Early Voting
Melissa Saenz	0	0	0	0
Maria Teresa Garcia	0	0	0	0

DEM District Clerk County Races

Vote For 1

	TOTAL	Election Day	Absentee	Early Voting
Gloria A. Martinez	0	0	0	0
Christine "Chris" Castillo	0	0	0	0

Summary Results Report
May 24, 2022 Joint Primary Runoff Election
May 24, 2022

UNOFFICIAL RESULTS

Bexar County

1134

Statistics

	TOTAL	Election Day	Absentee	Early Voting
Registered Voters - Total	0			
Ballots Cast - Total	0	0	0	0
Ballots Cast - Democratic Party	0	0	0	0
Voter Turnout - Total	0.00%			

DEM Lieutenant Governor

Vote For 1

	TOTAL	Election Day	Absentee	Early Voting
Michelle Beckley	0	0	0	0
Mike Collier	0	0	0	0

DEM Attorney General

Vote For 1

	TOTAL	Election Day	Absentee	Early Voting
Rochelle Mercedes Garza	0	0	0	0
Joe Jaworski	0	0	0	0

DEM Comptroller of Public Accounts

Vote For 1

	TOTAL	Election Day	Absentee	Early Voting
Angel Luis Vega	0	0	0	0
Janet T. Dudding	0	0	0	0

DEM Commissioner of the General Land Office

Vote For 1

	TOTAL	Election Day	Absentee	Early Voting
Sandragrace Martinez	0	0	0	0
Jay Kleberg	0	0	0	0

DEM County Judge County Races

Vote For 1

	TOTAL	Election Day	Absentee	Early Voting
Ina Minjarez	0	0	0	0
Peter Sakai	0	0	0	0

DEM Judge, County Court at Law No. 2 County Races

Vote For 1

	TOTAL	Election Day	Absentee	Early Voting
Melissa Saenz	0	0	0	0
Maria Teresa Garcia	0	0	0	0

DEM District Clerk County Races

Vote For 1

	TOTAL	Election Day	Absentee	Early Voting
Gloria A. Martinez	0	0	0	0
Christine "Chris" Castillo	0	0	0	0

Summary Results Report
May 24, 2022 Joint Primary Runoff Election
May 24, 2022

UNOFFICIAL RESULTS

Bexar County

1135

Statistics

	TOTAL	Election Day	Absentee	Early Voting
Registered Voters - Total	0			
Ballots Cast - Total	0	0	0	0
Ballots Cast - Democratic Party	0	0	0	0
Voter Turnout - Total	0.00%			

DEM Lieutenant Governor

Vote For 1

	TOTAL	Election Day	Absentee	Early Voting
Michelle Beckley	0	0	0	0
Mike Collier	0	0	0	0

DEM Attorney General

Vote For 1

	TOTAL	Election Day	Absentee	Early Voting
Rochelle Mercedes Garza	0	0	0	0
Joe Jaworski	0	0	0	0

DEM Comptroller of Public Accounts

Vote For 1

	TOTAL	Election Day	Absentee	Early Voting
Angel Luis Vega	0	0	0	0
Janet T. Dudding	0	0	0	0

DEM Commissioner of the General Land Office

Vote For 1

	TOTAL	Election Day	Absentee	Early Voting
Sandragrace Martinez	0	0	0	0
Jay Kleberg	0	0	0	0

DEM County Judge County Races

Vote For 1

	TOTAL	Election Day	Absentee	Early Voting
Ina Minjarez	0	0	0	0
Peter Sakai	0	0	0	0

DEM Judge, County Court at Law No. 2 County Races

Vote For 1

	TOTAL	Election Day	Absentee	Early Voting
Melissa Saenz	0	0	0	0
Maria Teresa Garcia	0	0	0	0

DEM District Clerk County Races

Vote For 1

	TOTAL	Election Day	Absentee	Early Voting
Gloria A. Martinez	0	0	0	0
Christine "Chris" Castillo	0	0	0	0

Summary Results Report
May 24, 2022 Joint Primary Runoff Election
May 24, 2022

UNOFFICIAL RESULTS

Bexar County

1136

Statistics

	TOTAL	Election Day	Absentee	Early Voting
Registered Voters - Total	146			
Ballots Cast - Total	3	3	0	0
Ballots Cast - Democratic Party	3	3	0	0
Voter Turnout - Total	2.05%			

DEM Lieutenant Governor

Vote For 1

	TOTAL	Election Day	Absentee	Early Voting
Michelle Beckley	3	3	0	0
Mike Collier	0	0	0	0

DEM Attorney General

Vote For 1

	TOTAL	Election Day	Absentee	Early Voting
Rochelle Mercedes Garza	1	1	0	0
Joe Jaworski	2	2	0	0

DEM Comptroller of Public Accounts

Vote For 1

	TOTAL	Election Day	Absentee	Early Voting
Angel Luis Vega	1	1	0	0
Janet T. Dudding	2	2	0	0

DEM Commissioner of the General Land Office

Vote For 1

	TOTAL	Election Day	Absentee	Early Voting
Sandragrace Martinez	3	3	0	0
Jay Kleberg	0	0	0	0

DEM County Judge County Races

Vote For 1

	TOTAL	Election Day	Absentee	Early Voting
Ina Minjarez	2	2	0	0
Peter Sakai	1	1	0	0

DEM Judge, County Court at Law No. 2 County Races

Vote For 1

	TOTAL	Election Day	Absentee	Early Voting
Melissa Saenz	2	2	0	0
Maria Teresa Garcia	1	1	0	0

DEM District Clerk County Races

Vote For 1

	TOTAL	Election Day	Absentee	Early Voting
Gloria A. Martinez	2	2	0	0
Christine "Chris" Castillo	1	1	0	0

Summary Results Report
May 24, 2022 Joint Primary Runoff Election
May 24, 2022

UNOFFICIAL RESULTS

Bexar County

1137

Statistics

	TOTAL	Election Day	Absentee	Early Voting
Registered Voters - Total	0			
Ballots Cast - Total	0	0	0	0
Ballots Cast - Democratic Party	0	0	0	0
Voter Turnout - Total	0.00%			

DEM Lieutenant Governor

Vote For 1

	TOTAL	Election Day	Absentee	Early Voting
Michelle Beckley	0	0	0	0
Mike Collier	0	0	0	0

DEM Attorney General

Vote For 1

	TOTAL	Election Day	Absentee	Early Voting
Rochelle Mercedes Garza	0	0	0	0
Joe Jaworski	0	0	0	0

DEM Comptroller of Public Accounts

Vote For 1

	TOTAL	Election Day	Absentee	Early Voting
Angel Luis Vega	0	0	0	0
Janet T. Dudding	0	0	0	0

DEM Commissioner of the General Land Office

Vote For 1

	TOTAL	Election Day	Absentee	Early Voting
Sandragrace Martinez	0	0	0	0
Jay Kleberg	0	0	0	0

DEM Member, State Board of Education, District 1 State Board of Education, District 1

Vote For 1

	TOTAL	Election Day	Absentee	Early Voting
Melissa N. Ortega	0	0	0	0
Laura Marquez	0	0	0	0

DEM County Judge County Races

Vote For 1

	TOTAL	Election Day	Absentee	Early Voting
Ina Minjarez	0	0	0	0
Peter Sakai	0	0	0	0

DEM Judge, County Court at Law No. 2 County Races

Vote For 1

	TOTAL	Election Day	Absentee	Early Voting
Melissa Saenz	0	0	0	0
Maria Teresa Garcia	0	0	0	0

Summary Results Report
May 24, 2022 Joint Primary Runoff Election
May 24, 2022

UNOFFICIAL RESULTS

Bexar County

1137

DEM District Clerk County Races

Vote For 1

	TOTAL	Election Day	Absentee	Early Voting
Gloria A. Martinez	0	0	0	0
Christine "Chris" Castillo	0	0	0	0

RETRIEVED FROM DEMOCRACYDOCKET.COM

Summary Results Report
May 24, 2022 Joint Primary Runoff Election
May 24, 2022

UNOFFICIAL RESULTS

Bexar County

1138

Statistics

	TOTAL	Election Day	Absentee	Early Voting
Registered Voters - Total	1,142			
Ballots Cast - Total	30	13	5	12
Ballots Cast - Democratic Party	22	11	4	7
Voter Turnout - Total	2.63%			

DEM Lieutenant Governor

Vote For 1

	TOTAL	Election Day	Absentee	Early Voting
Michelle Beckley	13	8	1	4
Mike Collier	7	2	2	3

DEM Attorney General

Vote For 1

	TOTAL	Election Day	Absentee	Early Voting
Rochelle Mercedes Garza	15	7	2	6
Joe Jaworski	6	3	2	1

DEM Comptroller of Public Accounts

Vote For 1

	TOTAL	Election Day	Absentee	Early Voting
Angel Luis Vega	12	6	2	4
Janet T. Dudding	7	3	2	2

DEM Commissioner of the General Land Office

Vote For 1

	TOTAL	Election Day	Absentee	Early Voting
Sandragrace Martinez	14	7	2	5
Jay Kleberg	5	2	1	2

DEM County Judge County Races

Vote For 1

	TOTAL	Election Day	Absentee	Early Voting
Ina Minjarez	8	4	2	2
Peter Sakai	13	7	2	4

DEM Judge, County Court at Law No. 2 County Races

Vote For 1

	TOTAL	Election Day	Absentee	Early Voting
Melissa Saenz	9	4	1	4
Maria Teresa Garcia	11	5	3	3

DEM District Clerk County Races

Vote For 1

	TOTAL	Election Day	Absentee	Early Voting
Gloria A. Martinez	10	5	2	3
Christine "Chris" Castillo	9	4	2	3

Summary Results Report
May 24, 2022 Joint Primary Runoff Election
May 24, 2022

UNOFFICIAL RESULTS

Bexar County

1139

Statistics

	TOTAL	Election Day	Absentee	Early Voting
Registered Voters - Total	2,107			
Ballots Cast - Total	126	61	12	53
Ballots Cast - Democratic Party	83	41	8	34
Voter Turnout - Total	5.98%			

DEM Lieutenant Governor

Vote For 1

	TOTAL	Election Day	Absentee	Early Voting
Michelle Beckley	54	23	7	24
Mike Collier	27	17	1	9

DEM Attorney General

Vote For 1

	TOTAL	Election Day	Absentee	Early Voting
Rochelle Mercedes Garza	66	29	6	31
Joe Jaworski	14	10	2	2

DEM Comptroller of Public Accounts

Vote For 1

	TOTAL	Election Day	Absentee	Early Voting
Angel Luis Vega	43	22	3	18
Janet T. Dudding	35	16	5	14

DEM Commissioner of the General Land Office

Vote For 1

	TOTAL	Election Day	Absentee	Early Voting
Sandragrace Martinez	56	28	6	22
Jay Kleberg	24	12	2	10

DEM County Judge County Races

Vote For 1

	TOTAL	Election Day	Absentee	Early Voting
Ina Minjarez	48	23	5	20
Peter Sakai	35	18	3	14

DEM Judge, County Court at Law No. 2 County Races

Vote For 1

	TOTAL	Election Day	Absentee	Early Voting
Melissa Saenz	50	22	7	21
Maria Teresa Garcia	29	17	1	11

DEM District Clerk County Races

Vote For 1

	TOTAL	Election Day	Absentee	Early Voting
Gloria A. Martinez	49	24	4	21
Christine "Chris" Castillo	31	15	4	12

Summary Results Report
May 24, 2022 Joint Primary Runoff Election
May 24, 2022

UNOFFICIAL RESULTS

Bexar County

1140

Statistics

	TOTAL	Election Day	Absentee	Early Voting
Registered Voters - Total	1,271			
Ballots Cast - Total	52	24	8	20
Ballots Cast - Democratic Party	34	17	3	14
Voter Turnout - Total	4.09%			

DEM Lieutenant Governor

Vote For 1

	TOTAL	Election Day	Absentee	Early Voting
Michelle Beckley	26	16	2	8
Mike Collier	8	1	1	6

DEM Attorney General

Vote For 1

	TOTAL	Election Day	Absentee	Early Voting
Rochelle Mercedes Garza	25	16	1	8
Joe Jaworski	8	1	2	5

DEM Comptroller of Public Accounts

Vote For 1

	TOTAL	Election Day	Absentee	Early Voting
Angel Luis Vega	16	9	1	6
Janet T. Dudding	16	7	2	7

DEM Commissioner of the General Land Office

Vote For 1

	TOTAL	Election Day	Absentee	Early Voting
Sandragrace Martinez	26	16	2	8
Jay Kleberg	6	0	1	5

DEM County Judge County Races

Vote For 1

	TOTAL	Election Day	Absentee	Early Voting
Ina Minjarez	20	15	1	4
Peter Sakai	12	1	2	9

DEM Judge, County Court at Law No. 2 County Races

Vote For 1

	TOTAL	Election Day	Absentee	Early Voting
Melissa Saenz	25	13	2	10
Maria Teresa Garcia	7	3	1	3

DEM District Clerk County Races

Vote For 1

	TOTAL	Election Day	Absentee	Early Voting
Gloria A. Martinez	25	13	3	9
Christine "Chris" Castillo	5	2	0	3

Summary Results Report
May 24, 2022 Joint Primary Runoff Election
May 24, 2022

UNOFFICIAL RESULTS

Bexar County

1141

Statistics

	TOTAL	Election Day	Absentee	Early Voting
Registered Voters - Total	3,099			
Ballots Cast - Total	132	74	8	50
Ballots Cast - Democratic Party	82	40	8	34
Voter Turnout - Total	4.26%			

DEM Lieutenant Governor

Vote For 1

	TOTAL	Election Day	Absentee	Early Voting
Michelle Beckley	46	24	6	16
Mike Collier	33	14	2	17

DEM Attorney General

Vote For 1

	TOTAL	Election Day	Absentee	Early Voting
Rochelle Mercedes Garza	58	30	6	22
Joe Jaworski	21	8	2	11

DEM Comptroller of Public Accounts

Vote For 1

	TOTAL	Election Day	Absentee	Early Voting
Angel Luis Vega	34	17	5	12
Janet T. Dudding	43	20	3	20

DEM Commissioner of the General Land Office

Vote For 1

	TOTAL	Election Day	Absentee	Early Voting
Sandragrace Martinez	50	26	6	18
Jay Kleberg	29	11	2	16

DEM Member, State Board of Education, District 1 State Board of Education, District 1

Vote For 1

	TOTAL	Election Day	Absentee	Early Voting
Melissa N. Ortega	48	17	6	25
Laura Marquez	30	20	2	8

DEM County Judge County Races

Vote For 1

	TOTAL	Election Day	Absentee	Early Voting
Ina Minjarez	43	22	4	17
Peter Sakai	39	18	4	17

DEM Judge, County Court at Law No. 2 County Races

Vote For 1

	TOTAL	Election Day	Absentee	Early Voting
Melissa Saenz	43	18	4	21
Maria Teresa Garcia	36	20	4	12

Summary Results Report
May 24, 2022 Joint Primary Runoff Election
May 24, 2022

UNOFFICIAL RESULTS

Bexar County

1141

DEM District Clerk County Races

Vote For 1

	TOTAL	Election Day	Absentee	Early Voting
Gloria A. Martinez	38	18	4	16
Christine "Chris" Castillo	40	19	4	17

RETRIEVED FROM DEMOCRACYDOCKET.COM

Summary Results Report
May 24, 2022 Joint Primary Runoff Election
May 24, 2022

UNOFFICIAL RESULTS

Bexar County

1142

Statistics

	TOTAL	Election Day	Absentee	Early Voting
Registered Voters - Total	2,222			
Ballots Cast - Total	66	49	7	10
Ballots Cast - Democratic Party	47	35	5	7
Voter Turnout - Total	2.97%			

DEM Lieutenant Governor

Vote For 1

	TOTAL	Election Day	Absentee	Early Voting
Michelle Beckley	31	25	2	4
Mike Collier	14	8	3	3

DEM Attorney General

Vote For 1

	TOTAL	Election Day	Absentee	Early Voting
Rochelle Mercedes Garza	28	23	3	2
Joe Jaworski	16	10	2	4

DEM Comptroller of Public Accounts

Vote For 1

	TOTAL	Election Day	Absentee	Early Voting
Angel Luis Vega	26	21	2	3
Janet T. Dudding	18	12	3	3

DEM Commissioner of the General Land Office

Vote For 1

	TOTAL	Election Day	Absentee	Early Voting
Sandragrace Martinez	37	27	5	5
Jay Kleberg	8	6	0	2

DEM County Judge County Races

Vote For 1

	TOTAL	Election Day	Absentee	Early Voting
Ina Minjarez	26	22	1	3
Peter Sakai	21	13	4	4

DEM Judge, County Court at Law No. 2 County Races

Vote For 1

	TOTAL	Election Day	Absentee	Early Voting
Melissa Saenz	18	13	2	3
Maria Teresa Garcia	27	21	3	3

DEM District Clerk County Races

Vote For 1

	TOTAL	Election Day	Absentee	Early Voting
Gloria A. Martinez	28	22	5	1
Christine "Chris" Castillo	17	12	0	5

Summary Results Report
May 24, 2022 Joint Primary Runoff Election
May 24, 2022

UNOFFICIAL RESULTS

Bexar County

1143

Statistics

	TOTAL	Election Day	Absentee	Early Voting
Registered Voters - Total	3,844			
Ballots Cast - Total	220	88	52	80
Ballots Cast - Democratic Party	130	49	33	48
Voter Turnout - Total	5.72%			

DEM Lieutenant Governor

Vote For 1

	TOTAL	Election Day	Absentee	Early Voting
Michelle Beckley	61	28	14	19
Mike Collier	63	18	18	27

DEM Attorney General

Vote For 1

	TOTAL	Election Day	Absentee	Early Voting
Rochelle Mercedes Garza	89	35	21	33
Joe Jaworski	35	12	10	13

DEM Comptroller of Public Accounts

Vote For 1

	TOTAL	Election Day	Absentee	Early Voting
Angel Luis Vega	55	20	14	21
Janet T. Dudding	63	26	15	22

DEM Commissioner of the General Land Office

Vote For 1

	TOTAL	Election Day	Absentee	Early Voting
Sandragrace Martinez	73	34	18	21
Jay Kleberg	48	13	13	22

DEM Member, State Board of Education, District 1 State Board of Education, District 1

Vote For 1

	TOTAL	Election Day	Absentee	Early Voting
Melissa N. Ortega	74	25	22	27
Laura Marquez	41	18	9	14

DEM County Judge County Races

Vote For 1

	TOTAL	Election Day	Absentee	Early Voting
Ina Minjarez	55	25	13	17
Peter Sakai	70	22	19	29

DEM Judge, County Court at Law No. 2 County Races

Vote For 1

	TOTAL	Election Day	Absentee	Early Voting
Melissa Saenz	67	24	16	27
Maria Teresa Garcia	49	19	15	15

Summary Results Report
May 24, 2022 Joint Primary Runoff Election
May 24, 2022

UNOFFICIAL RESULTS

Bexar County

1143

DEM District Clerk County Races

Vote For 1

	TOTAL	Election Day	Absentee	Early Voting
Gloria A. Martinez	63	26	15	22
Christine "Chris" Castillo	55	18	16	21

RETRIEVED FROM DEMOCRACYDOCKET.COM

Summary Results Report
May 24, 2022 Joint Primary Runoff Election
May 24, 2022

UNOFFICIAL RESULTS

Bexar County

1144

Statistics

	TOTAL	Election Day	Absentee	Early Voting
Registered Voters - Total	2,889			
Ballots Cast - Total	847	215	303	329
Ballots Cast - Democratic Party	356	67	159	130
Voter Turnout - Total	29.32%			

DEM Lieutenant Governor

Vote For 1

	TOTAL	Election Day	Absentee	Early Voting
Michelle Beckley	135	34	55	46
Mike Collier	211	29	100	82

DEM Attorney General

Vote For 1

	TOTAL	Election Day	Absentee	Early Voting
Rochelle Mercedes Garza	207	40	95	72
Joe Jaworski	141	23	62	56

DEM Comptroller of Public Accounts

Vote For 1

	TOTAL	Election Day	Absentee	Early Voting
Angel Luis Vega	86	25	30	31
Janet T. Dudding	247	36	118	93

DEM Commissioner of the General Land Office

Vote For 1

	TOTAL	Election Day	Absentee	Early Voting
Sandragrace Martinez	150	33	71	46
Jay Kleberg	194	29	85	80

DEM Member, State Board of Education, District 1 State Board of Education, District 1

Vote For 1

	TOTAL	Election Day	Absentee	Early Voting
Melissa N. Ortega	242	42	108	92
Laura Marquez	82	15	41	26

DEM County Judge County Races

Vote For 1

	TOTAL	Election Day	Absentee	Early Voting
Ina Minjarez	164	33	76	55
Peter Sakai	188	33	81	74

DEM Judge, County Court at Law No. 2 County Races

Vote For 1

	TOTAL	Election Day	Absentee	Early Voting
Melissa Saenz	211	34	98	79
Maria Teresa Garcia	105	24	43	38

Summary Results Report
May 24, 2022 Joint Primary Runoff Election
May 24, 2022

UNOFFICIAL RESULTS

Bexar County

1144

DEM District Clerk County Races

Vote For 1

	TOTAL	Election Day	Absentee	Early Voting
Gloria A. Martinez	127	26	64	37
Christine "Chris" Castillo	196	35	78	83

RETRIEVED FROM DEMOCRACYDOCKET.COM

Summary Results Report
May 24, 2022 Joint Primary Runoff Election
May 24, 2022

UNOFFICIAL RESULTS

Bexar County

1145

Statistics

	TOTAL	Election Day	Absentee	Early Voting
Registered Voters - Total	956			
Ballots Cast - Total	87	50	15	22
Ballots Cast - Democratic Party	36	17	6	13
Voter Turnout - Total	9.10%			

DEM Lieutenant Governor

Vote For 1

	TOTAL	Election Day	Absentee	Early Voting
Michelle Beckley	19	11	3	5
Mike Collier	14	5	1	8

DEM Attorney General

Vote For 1

	TOTAL	Election Day	Absentee	Early Voting
Rochelle Mercedes Garza	27	13	3	11
Joe Jaworski	7	4	1	2

DEM Comptroller of Public Accounts

Vote For 1

	TOTAL	Election Day	Absentee	Early Voting
Angel Luis Vega	15	10	0	5
Janet T. Dudding	17	6	3	8

DEM Commissioner of the General Land Office

Vote For 1

	TOTAL	Election Day	Absentee	Early Voting
Sandragrace Martinez	23	11	3	9
Jay Kleberg	9	4	1	4

DEM Member, State Board of Education, District 1 State Board of Education, District 1

Vote For 1

	TOTAL	Election Day	Absentee	Early Voting
Melissa N. Ortega	20	9	2	9
Laura Marquez	13	7	2	4

DEM County Judge County Races

Vote For 1

	TOTAL	Election Day	Absentee	Early Voting
Ina Minjarez	16	10	0	6
Peter Sakai	20	7	6	7

DEM Judge, County Court at Law No. 2 County Races

Vote For 1

	TOTAL	Election Day	Absentee	Early Voting
Melissa Saenz	17	11	0	6
Maria Teresa Garcia	15	5	4	6

Summary Results Report
May 24, 2022 Joint Primary Runoff Election
May 24, 2022

UNOFFICIAL RESULTS

Bexar County

1145

DEM District Clerk County Races

Vote For 1

	TOTAL	Election Day	Absentee	Early Voting
Gloria A. Martinez	18	10	3	5
Christine "Chris" Castillo	15	6	1	8

RETRIEVED FROM DEMOCRACYDOCKET.COM

Summary Results Report
May 24, 2022 Joint Primary Runoff Election
May 24, 2022

UNOFFICIAL RESULTS

Bexar County

1146

Statistics

	TOTAL	Election Day	Absentee	Early Voting
Registered Voters - Total	172			
Ballots Cast - Total	13	3	3	7
Ballots Cast - Democratic Party	7	2	1	4
Voter Turnout - Total	7.56%			

DEM Lieutenant Governor

Vote For 1

	TOTAL	Election Day	Absentee	Early Voting
Michelle Beckley	2	0	1	1
Mike Collier	5	2	0	3

DEM Attorney General

Vote For 1

	TOTAL	Election Day	Absentee	Early Voting
Rochelle Mercedes Garza	6	1	1	4
Joe Jaworski	1	1	0	0

DEM Comptroller of Public Accounts

Vote For 1

	TOTAL	Election Day	Absentee	Early Voting
Angel Luis Vega	4	1	1	2
Janet T. Dudding	3	1	0	2

DEM Commissioner of the General Land Office

Vote For 1

	TOTAL	Election Day	Absentee	Early Voting
Sandragrace Martinez	4	1	1	2
Jay Kleberg	3	1	0	2

DEM County Judge County Races

Vote For 1

	TOTAL	Election Day	Absentee	Early Voting
Ina Minjarez	1	0	0	1
Peter Sakai	6	2	1	3

DEM Judge, County Court at Law No. 2 County Races

Vote For 1

	TOTAL	Election Day	Absentee	Early Voting
Melissa Saenz	4	2	1	1
Maria Teresa Garcia	3	0	0	3

DEM District Clerk County Races

Vote For 1

	TOTAL	Election Day	Absentee	Early Voting
Gloria A. Martinez	3	2	1	0
Christine "Chris" Castillo	4	0	0	4

Summary Results Report
May 24, 2022 Joint Primary Runoff Election
May 24, 2022

UNOFFICIAL RESULTS

Bexar County

1147

Statistics

	TOTAL	Election Day	Absentee	Early Voting
Registered Voters - Total	2,741			
Ballots Cast - Total	144	69	24	51
Ballots Cast - Democratic Party	102	47	18	37
Voter Turnout - Total	5.25%			

DEM Lieutenant Governor

Vote For 1

	TOTAL	Election Day	Absentee	Early Voting
Michelle Beckley	52	29	8	15
Mike Collier	43	16	8	19

DEM Attorney General

Vote For 1

	TOTAL	Election Day	Absentee	Early Voting
Rochelle Mercedes Garza	68	31	13	24
Joe Jaworski	29	15	4	10

DEM Comptroller of Public Accounts

Vote For 1

	TOTAL	Election Day	Absentee	Early Voting
Angel Luis Vega	43	22	9	12
Janet T. Dudding	52	23	8	21

DEM Commissioner of the General Land Office

Vote For 1

	TOTAL	Election Day	Absentee	Early Voting
Sandragrace Martinez	74	36	15	23
Jay Kleberg	18	8	1	9

DEM County Judge County Races

Vote For 1

	TOTAL	Election Day	Absentee	Early Voting
Ina Minjarez	63	32	12	19
Peter Sakai	39	15	6	18

DEM Judge, County Court at Law No. 2 County Races

Vote For 1

	TOTAL	Election Day	Absentee	Early Voting
Melissa Saenz	54	25	6	23
Maria Teresa Garcia	43	21	12	10

DEM District Clerk County Races

Vote For 1

	TOTAL	Election Day	Absentee	Early Voting
Gloria A. Martinez	55	24	11	20
Christine "Chris" Castillo	38	20	5	13

Summary Results Report
May 24, 2022 Joint Primary Runoff Election
May 24, 2022

UNOFFICIAL RESULTS

Bexar County

1148

Statistics

	TOTAL	Election Day	Absentee	Early Voting
Registered Voters - Total	987			
Ballots Cast - Total	21	10	7	4
Ballots Cast - Democratic Party	17	6	7	4
Voter Turnout - Total	2.13%			

DEM Lieutenant Governor

Vote For 1

	TOTAL	Election Day	Absentee	Early Voting
Michelle Beckley	8	2	3	3
Mike Collier	9	4	4	1

DEM Attorney General

Vote For 1

	TOTAL	Election Day	Absentee	Early Voting
Rochelle Mercedes Garza	11	6	1	4
Joe Jaworski	5	0	5	0

DEM Comptroller of Public Accounts

Vote For 1

	TOTAL	Election Day	Absentee	Early Voting
Angel Luis Vega	8	2	4	2
Janet T. Dudding	9	4	3	2

DEM Commissioner of the General Land Office

Vote For 1

	TOTAL	Election Day	Absentee	Early Voting
Sandragrace Martinez	8	2	2	4
Jay Kleberg	9	4	5	0

DEM County Judge County Races

Vote For 1

	TOTAL	Election Day	Absentee	Early Voting
Ina Minjarez	9	4	2	3
Peter Sakai	8	2	5	1

DEM Judge, County Court at Law No. 2 County Races

Vote For 1

	TOTAL	Election Day	Absentee	Early Voting
Melissa Saenz	10	4	5	1
Maria Teresa Garcia	7	2	2	3

DEM District Clerk County Races

Vote For 1

	TOTAL	Election Day	Absentee	Early Voting
Gloria A. Martinez	10	2	5	3
Christine "Chris" Castillo	7	4	2	1

Summary Results Report
May 24, 2022 Joint Primary Runoff Election
May 24, 2022

UNOFFICIAL RESULTS

Bexar County

1149

Statistics

	TOTAL	Election Day	Absentee	Early Voting
Registered Voters - Total	2,224			
Ballots Cast - Total	169	73	22	74
Ballots Cast - Democratic Party	109	42	14	53
Voter Turnout - Total	7.60%			

DEM Lieutenant Governor

Vote For 1

	TOTAL	Election Day	Absentee	Early Voting
Michelle Beckley	67	26	10	31
Mike Collier	36	14	4	18

DEM Attorney General

Vote For 1

	TOTAL	Election Day	Absentee	Early Voting
Rochelle Mercedes Garza	82	30	10	42
Joe Jaworski	22	10	4	8

DEM Comptroller of Public Accounts

Vote For 1

	TOTAL	Election Day	Absentee	Early Voting
Angel Luis Vega	65	23	10	32
Janet T. Dudding	35	16	3	16

DEM Commissioner of the General Land Office

Vote For 1

	TOTAL	Election Day	Absentee	Early Voting
Sandragrace Martinez	75	26	12	37
Jay Kleberg	27	12	2	13

DEM County Judge County Races

Vote For 1

	TOTAL	Election Day	Absentee	Early Voting
Ina Minjarez	60	25	7	28
Peter Sakai	47	16	7	24

DEM Judge, County Court at Law No. 2 County Races

Vote For 1

	TOTAL	Election Day	Absentee	Early Voting
Melissa Saenz	57	25	7	25
Maria Teresa Garcia	47	14	7	26

DEM District Clerk County Races

Vote For 1

	TOTAL	Election Day	Absentee	Early Voting
Gloria A. Martinez	69	23	9	37
Christine "Chris" Castillo	31	14	4	13

Summary Results Report
May 24, 2022 Joint Primary Runoff Election
May 24, 2022

UNOFFICIAL RESULTS

Bexar County

1150

Statistics

	TOTAL	Election Day	Absentee	Early Voting
Registered Voters - Total	2,801			
Ballots Cast - Total	126	69	13	44
Ballots Cast - Democratic Party	88	43	9	36
Voter Turnout - Total	4.50%			

DEM Lieutenant Governor

Vote For 1

	TOTAL	Election Day	Absentee	Early Voting
Michelle Beckley	64	30	4	30
Mike Collier	20	10	5	5

DEM Attorney General

Vote For 1

	TOTAL	Election Day	Absentee	Early Voting
Rochelle Mercedes Garza	73	37	8	28
Joe Jaworski	11	4	1	6

DEM Comptroller of Public Accounts

Vote For 1

	TOTAL	Election Day	Absentee	Early Voting
Angel Luis Vega	43	19	5	19
Janet T. Dudding	40	21	3	16

DEM Commissioner of the General Land Office

Vote For 1

	TOTAL	Election Day	Absentee	Early Voting
Sandragrace Martinez	73	34	9	30
Jay Kleberg	11	5	0	6

DEM Member, State Board of Education, District 1 State Board of Education, District 1

Vote For 1

	TOTAL	Election Day	Absentee	Early Voting
Melissa N. Ortega	59	25	9	25
Laura Marquez	23	13	0	10

DEM County Judge County Races

Vote For 1

	TOTAL	Election Day	Absentee	Early Voting
Ina Minjarez	50	25	6	19
Peter Sakai	37	17	3	17

DEM Judge, County Court at Law No. 2 County Races

Vote For 1

	TOTAL	Election Day	Absentee	Early Voting
Melissa Saenz	44	24	4	16
Maria Teresa Garcia	36	13	5	18

Summary Results Report
May 24, 2022 Joint Primary Runoff Election
May 24, 2022

UNOFFICIAL RESULTS

Bexar County

1150

DEM District Clerk County Races

Vote For 1

	TOTAL	Election Day	Absentee	Early Voting
Gloria A. Martinez	47	19	7	21
Christine "Chris" Castillo	36	19	2	15

RETRIEVED FROM DEMOCRACYDOCKET.COM

Summary Results Report
May 24, 2022 Joint Primary Runoff Election
May 24, 2022

UNOFFICIAL RESULTS

Bexar County

1151

Statistics

	TOTAL	Election Day	Absentee	Early Voting
Registered Voters - Total	2,813			
Ballots Cast - Total	126	64	20	42
Ballots Cast - Democratic Party	65	32	11	22
Voter Turnout - Total	4.48%			

DEM Lieutenant Governor

Vote For 1

	TOTAL	Election Day	Absentee	Early Voting
Michelle Beckley	36	17	4	15
Mike Collier	28	15	6	7

DEM Attorney General

Vote For 1

	TOTAL	Election Day	Absentee	Early Voting
Rochelle Mercedes Garza	44	26	8	10
Joe Jaworski	19	5	3	11

DEM Comptroller of Public Accounts

Vote For 1

	TOTAL	Election Day	Absentee	Early Voting
Angel Luis Vega	28	13	7	8
Janet T. Dudding	35	18	4	13

DEM Commissioner of the General Land Office

Vote For 1

	TOTAL	Election Day	Absentee	Early Voting
Sandragrace Martinez	36	18	6	12
Jay Kleberg	28	13	5	10

DEM Member, State Board of Education, District 1 State Board of Education, District 1

Vote For 1

	TOTAL	Election Day	Absentee	Early Voting
Melissa N. Ortega	49	22	9	18
Laura Marquez	15	10	2	3

DEM County Judge County Races

Vote For 1

	TOTAL	Election Day	Absentee	Early Voting
Ina Minjarez	25	12	5	8
Peter Sakai	39	20	6	13

DEM Judge, County Court at Law No. 2 County Races

Vote For 1

	TOTAL	Election Day	Absentee	Early Voting
Melissa Saenz	34	13	8	13
Maria Teresa Garcia	30	18	3	9

Summary Results Report
May 24, 2022 Joint Primary Runoff Election
May 24, 2022

UNOFFICIAL RESULTS

Bexar County

1151

DEM District Clerk County Races

Vote For 1

	TOTAL	Election Day	Absentee	Early Voting
Gloria A. Martinez	41	20	7	14
Christine "Chris" Castillo	22	10	4	8

RETRIEVED FROM DEMOCRACYDOCKET.COM

Summary Results Report
May 24, 2022 Joint Primary Runoff Election
May 24, 2022

UNOFFICIAL RESULTS

Bexar County

1152

Statistics

	TOTAL	Election Day	Absentee	Early Voting
Registered Voters - Total	1,673			
Ballots Cast - Total	179	58	21	100
Ballots Cast - Democratic Party	100	26	10	64
Voter Turnout - Total	10.70%			

DEM Lieutenant Governor

Vote For 1

	TOTAL	Election Day	Absentee	Early Voting
Michelle Beckley	55	13	7	35
Mike Collier	39	11	2	26

DEM Attorney General

Vote For 1

	TOTAL	Election Day	Absentee	Early Voting
Rochelle Mercedes Garza	71	18	6	47
Joe Jaworski	22	5	3	14

DEM Comptroller of Public Accounts

Vote For 1

	TOTAL	Election Day	Absentee	Early Voting
Angel Luis Vega	39	15	3	21
Janet T. Dudding	53	7	6	40

DEM Commissioner of the General Land Office

Vote For 1

	TOTAL	Election Day	Absentee	Early Voting
Sandragrace Martinez	61	16	4	41
Jay Kleberg	30	6	6	18

DEM County Judge County Races

Vote For 1

	TOTAL	Election Day	Absentee	Early Voting
Ina Minjarez	41	9	3	29
Peter Sakai	56	14	7	35

DEM Judge, County Court at Law No. 2 County Races

Vote For 1

	TOTAL	Election Day	Absentee	Early Voting
Melissa Saenz	54	12	5	37
Maria Teresa Garcia	37	9	4	24

DEM District Clerk County Races

Vote For 1

	TOTAL	Election Day	Absentee	Early Voting
Gloria A. Martinez	57	9	7	41
Christine "Chris" Castillo	33	11	2	20

Summary Results Report
May 24, 2022 Joint Primary Runoff Election
May 24, 2022

UNOFFICIAL RESULTS

Bexar County

1153

Statistics

	TOTAL	Election Day	Absentee	Early Voting
Registered Voters - Total	1,788			
Ballots Cast - Total	82	52	1	29
Ballots Cast - Democratic Party	66	44	1	21
Voter Turnout - Total	4.59%			

DEM Lieutenant Governor

Vote For 1

	TOTAL	Election Day	Absentee	Early Voting
Michelle Beckley	42	31	0	11
Mike Collier	22	12	1	9

DEM Attorney General

Vote For 1

	TOTAL	Election Day	Absentee	Early Voting
Rochelle Mercedes Garza	51	33	0	18
Joe Jaworski	14	11	1	2

DEM Comptroller of Public Accounts

Vote For 1

	TOTAL	Election Day	Absentee	Early Voting
Angel Luis Vega	25	20	0	5
Janet T. Dudding	39	23	1	15

DEM Commissioner of the General Land Office

Vote For 1

	TOTAL	Election Day	Absentee	Early Voting
Sandragrace Martinez	45	30	1	14
Jay Kleberg	19	13	0	6

DEM Member, State Board of Education, District 1 State Board of Education, District 1

Vote For 1

	TOTAL	Election Day	Absentee	Early Voting
Melissa N. Ortega	43	31	0	12
Laura Marquez	19	11	1	7

DEM County Judge County Races

Vote For 1

	TOTAL	Election Day	Absentee	Early Voting
Ina Minjarez	38	23	1	14
Peter Sakai	27	20	0	7

DEM Judge, County Court at Law No. 2 County Races

Vote For 1

	TOTAL	Election Day	Absentee	Early Voting
Melissa Saenz	30	20	0	10
Maria Teresa Garcia	33	23	1	9

Summary Results Report
May 24, 2022 Joint Primary Runoff Election
May 24, 2022

UNOFFICIAL RESULTS

Bexar County

1153

DEM District Clerk County Races

Vote For 1

	TOTAL	Election Day	Absentee	Early Voting
Gloria A. Martinez	41	25	1	15
Christine "Chris" Castillo	21	17	0	4

RETRIEVED FROM DEMOCRACYDOCKET.COM

Summary Results Report
May 24, 2022 Joint Primary Runoff Election
May 24, 2022

UNOFFICIAL RESULTS

Bexar County

1154

Statistics

	TOTAL	Election Day	Absentee	Early Voting
Registered Voters - Total	2,248			
Ballots Cast - Total	166	77	24	65
Ballots Cast - Democratic Party	99	45	15	39
Voter Turnout - Total	7.38%			

DEM Lieutenant Governor

Vote For 1

	TOTAL	Election Day	Absentee	Early Voting
Michelle Beckley	53	27	5	21
Mike Collier	45	18	10	17

DEM Attorney General

Vote For 1

	TOTAL	Election Day	Absentee	Early Voting
Rochelle Mercedes Garza	73	37	7	29
Joe Jaworski	23	8	8	7

DEM Comptroller of Public Accounts

Vote For 1

	TOTAL	Election Day	Absentee	Early Voting
Angel Luis Vega	38	21	5	12
Janet T. Dudding	57	23	10	24

DEM Commissioner of the General Land Office

Vote For 1

	TOTAL	Election Day	Absentee	Early Voting
Sandragrace Martinez	60	35	5	20
Jay Kleberg	34	10	10	14

DEM Member, State Board of Education, District 1 State Board of Education, District 1

Vote For 1

	TOTAL	Election Day	Absentee	Early Voting
Melissa N. Ortega	62	27	11	24
Laura Marquez	33	18	4	11

DEM County Judge County Races

Vote For 1

	TOTAL	Election Day	Absentee	Early Voting
Ina Minjarez	58	29	8	21
Peter Sakai	41	16	7	18

DEM Judge, County Court at Law No. 2 County Races

Vote For 1

	TOTAL	Election Day	Absentee	Early Voting
Melissa Saenz	62	28	10	24
Maria Teresa Garcia	30	15	5	10

Summary Results Report
May 24, 2022 Joint Primary Runoff Election
May 24, 2022

UNOFFICIAL RESULTS

Bexar County

1154

DEM District Clerk County Races

Vote For 1

	TOTAL	Election Day	Absentee	Early Voting
Gloria A. Martinez	47	27	7	13
Christine "Chris" Castillo	46	16	8	22

RETRIEVED FROM DEMOCRACYDOCKET.COM

Summary Results Report
May 24, 2022 Joint Primary Runoff Election
May 24, 2022

UNOFFICIAL RESULTS

Bexar County

1155

Statistics

	TOTAL	Election Day	Absentee	Early Voting
Registered Voters - Total	1,588			
Ballots Cast - Total	63	31	4	28
Ballots Cast - Democratic Party	42	26	2	14
Voter Turnout - Total	3.97%			

DEM Lieutenant Governor

Vote For 1

	TOTAL	Election Day	Absentee	Early Voting
Michelle Beckley	31	20	1	10
Mike Collier	9	4	1	4

DEM Attorney General

Vote For 1

	TOTAL	Election Day	Absentee	Early Voting
Rochelle Mercedes Garza	34	23	0	11
Joe Jaworski	7	2	2	3

DEM Comptroller of Public Accounts

Vote For 1

	TOTAL	Election Day	Absentee	Early Voting
Angel Luis Vega	22	14	1	7
Janet T. Dudding	17	9	1	7

DEM Commissioner of the General Land Office

Vote For 1

	TOTAL	Election Day	Absentee	Early Voting
Sandragrace Martinez	31	21	1	9
Jay Kleberg	9	3	1	5

DEM County Judge County Races

Vote For 1

	TOTAL	Election Day	Absentee	Early Voting
Ina Minjarez	21	16	0	5
Peter Sakai	20	9	2	9

DEM Judge, County Court at Law No. 2 County Races

Vote For 1

	TOTAL	Election Day	Absentee	Early Voting
Melissa Saenz	23	12	2	9
Maria Teresa Garcia	17	12	0	5

DEM District Clerk County Races

Vote For 1

	TOTAL	Election Day	Absentee	Early Voting
Gloria A. Martinez	17	10	1	6
Christine "Chris" Castillo	25	16	1	8

Summary Results Report
May 24, 2022 Joint Primary Runoff Election
May 24, 2022

UNOFFICIAL RESULTS

Bexar County

1156

Statistics

	TOTAL	Election Day	Absentee	Early Voting
Registered Voters - Total	2,890			
Ballots Cast - Total	274	141	56	77
Ballots Cast - Democratic Party	174	70	45	59
Voter Turnout - Total	9.48%			

DEM Lieutenant Governor

Vote For 1

	TOTAL	Election Day	Absentee	Early Voting
Michelle Beckley	88	43	14	31
Mike Collier	78	25	29	24

DEM Attorney General

Vote For 1

	TOTAL	Election Day	Absentee	Early Voting
Rochelle Mercedes Garza	124	57	24	43
Joe Jaworski	43	11	19	13

DEM Comptroller of Public Accounts

Vote For 1

	TOTAL	Election Day	Absentee	Early Voting
Angel Luis Vega	74	36	13	25
Janet T. Dudding	86	29	26	31

DEM Commissioner of the General Land Office

Vote For 1

	TOTAL	Election Day	Absentee	Early Voting
Sandragrace Martinez	98	48	22	28
Jay Kleberg	67	18	21	28

DEM Member, State Board of Education, District 1 State Board of Education, District 1

Vote For 1

	TOTAL	Election Day	Absentee	Early Voting
Melissa N. Ortega	107	45	24	38
Laura Marquez	56	20	17	19

DEM County Judge County Races

Vote For 1

	TOTAL	Election Day	Absentee	Early Voting
Ina Minjarez	90	42	18	30
Peter Sakai	81	25	27	29

DEM Judge, County Court at Law No. 2 County Races

Vote For 1

	TOTAL	Election Day	Absentee	Early Voting
Melissa Saenz	99	44	22	33
Maria Teresa Garcia	59	19	17	23

Summary Results Report
May 24, 2022 Joint Primary Runoff Election
May 24, 2022

UNOFFICIAL RESULTS

Bexar County

1156

DEM District Clerk County Races

Vote For 1

	TOTAL	Election Day	Absentee	Early Voting
Gloria A. Martinez	89	33	24	32
Christine "Chris" Castillo	75	33	19	23

RETRIEVED FROM DEMOCRACYDOCKET.COM

Summary Results Report
May 24, 2022 Joint Primary Runoff Election
May 24, 2022

UNOFFICIAL RESULTS

Bexar County

1157

Statistics

	TOTAL	Election Day	Absentee	Early Voting
Registered Voters - Total	2,430			
Ballots Cast - Total	79	47	5	27
Ballots Cast - Democratic Party	56	31	3	22
Voter Turnout - Total	3.25%			

DEM Lieutenant Governor

Vote For 1

	TOTAL	Election Day	Absentee	Early Voting
Michelle Beckley	33	21	2	10
Mike Collier	23	10	1	12

DEM Attorney General

Vote For 1

	TOTAL	Election Day	Absentee	Early Voting
Rochelle Mercedes Garza	42	27	1	14
Joe Jaworski	14	4	2	8

DEM Comptroller of Public Accounts

Vote For 1

	TOTAL	Election Day	Absentee	Early Voting
Angel Luis Vega	27	15	1	11
Janet T. Dudding	27	16	2	9

DEM Commissioner of the General Land Office

Vote For 1

	TOTAL	Election Day	Absentee	Early Voting
Sandragrace Martinez	39	22	1	16
Jay Kleberg	17	9	2	6

DEM County Judge County Races

Vote For 1

	TOTAL	Election Day	Absentee	Early Voting
Ina Minjarez	32	17	1	14
Peter Sakai	24	14	2	8

DEM Judge, County Court at Law No. 2 County Races

Vote For 1

	TOTAL	Election Day	Absentee	Early Voting
Melissa Saenz	35	16	3	16
Maria Teresa Garcia	20	15	0	5

DEM District Clerk County Races

Vote For 1

	TOTAL	Election Day	Absentee	Early Voting
Gloria A. Martinez	33	18	1	14
Christine "Chris" Castillo	23	13	2	8

Summary Results Report
May 24, 2022 Joint Primary Runoff Election
May 24, 2022

UNOFFICIAL RESULTS

Bexar County

1158

Statistics

	TOTAL	Election Day	Absentee	Early Voting
Registered Voters - Total	1,167			
Ballots Cast - Total	60	25	7	28
Ballots Cast - Democratic Party	41	18	5	18
Voter Turnout - Total	5.14%			

DEM Lieutenant Governor

Vote For 1

	TOTAL	Election Day	Absentee	Early Voting
Michelle Beckley	27	15	2	10
Mike Collier	13	2	3	8

DEM Attorney General

Vote For 1

	TOTAL	Election Day	Absentee	Early Voting
Rochelle Mercedes Garza	33	15	3	15
Joe Jaworski	7	2	2	3

DEM Comptroller of Public Accounts

Vote For 1

	TOTAL	Election Day	Absentee	Early Voting
Angel Luis Vega	20	7	4	9
Janet T. Dudding	20	10	1	9

DEM Commissioner of the General Land Office

Vote For 1

	TOTAL	Election Day	Absentee	Early Voting
Sandragrace Martinez	33	15	5	13
Jay Kleberg	7	2	0	5

DEM County Judge County Races

Vote For 1

	TOTAL	Election Day	Absentee	Early Voting
Ina Minjarez	23	13	1	9
Peter Sakai	16	3	4	9

DEM Judge, County Court at Law No. 2 County Races

Vote For 1

	TOTAL	Election Day	Absentee	Early Voting
Melissa Saenz	19	12	2	5
Maria Teresa Garcia	19	4	3	12

DEM District Clerk County Races

Vote For 1

	TOTAL	Election Day	Absentee	Early Voting
Gloria A. Martinez	18	7	3	8
Christine "Chris" Castillo	19	8	1	10

Summary Results Report
May 24, 2022 Joint Primary Runoff Election
May 24, 2022

UNOFFICIAL RESULTS

Bexar County

1159

Statistics

	TOTAL	Election Day	Absentee	Early Voting
Registered Voters - Total	324			
Ballots Cast - Total	21	10	3	8
Ballots Cast - Democratic Party	16	8	3	5
Voter Turnout - Total	6.48%			

DEM Lieutenant Governor

Vote For 1

	TOTAL	Election Day	Absentee	Early Voting
Michelle Beckley	14	7	3	4
Mike Collier	2	1	0	1

DEM Attorney General

Vote For 1

	TOTAL	Election Day	Absentee	Early Voting
Rochelle Mercedes Garza	14	6	3	5
Joe Jaworski	2	2	0	0

DEM Comptroller of Public Accounts

Vote For 1

	TOTAL	Election Day	Absentee	Early Voting
Angel Luis Vega	12	5	3	4
Janet T. Dudding	4	3	0	1

DEM Commissioner of the General Land Office

Vote For 1

	TOTAL	Election Day	Absentee	Early Voting
Sandragrace Martinez	15	7	3	5
Jay Kleberg	1	1	0	0

DEM County Judge County Races

Vote For 1

	TOTAL	Election Day	Absentee	Early Voting
Ina Minjarez	3	2	0	1
Peter Sakai	13	6	3	4

DEM Judge, County Court at Law No. 2 County Races

Vote For 1

	TOTAL	Election Day	Absentee	Early Voting
Melissa Saenz	6	3	1	2
Maria Teresa Garcia	10	5	2	3

DEM District Clerk County Races

Vote For 1

	TOTAL	Election Day	Absentee	Early Voting
Gloria A. Martinez	11	5	2	4
Christine "Chris" Castillo	5	3	1	1

Summary Results Report
May 24, 2022 Joint Primary Runoff Election
May 24, 2022

UNOFFICIAL RESULTS

Bexar County

2001

Statistics

	TOTAL	Election Day	Absentee	Early Voting
Registered Voters - Total	926			
Ballots Cast - Total	51	24	7	20
Ballots Cast - Democratic Party	42	20	7	15
Voter Turnout - Total	5.51%			

DEM Lieutenant Governor

Vote For 1

	TOTAL	Election Day	Absentee	Early Voting
Michelle Beckley	17	7	4	6
Mike Collier	19	11	3	5

DEM Attorney General

Vote For 1

	TOTAL	Election Day	Absentee	Early Voting
Rochelle Mercedes Garza	31	17	6	8
Joe Jaworski	8	2	1	5

DEM Comptroller of Public Accounts

Vote For 1

	TOTAL	Election Day	Absentee	Early Voting
Angel Luis Vega	21	8	4	9
Janet T. Dudding	15	9	3	3

DEM Commissioner of the General Land Office

Vote For 1

	TOTAL	Election Day	Absentee	Early Voting
Sandragrace Martinez	22	9	4	9
Jay Kleberg	12	8	2	2

DEM County Judge County Races

Vote For 1

	TOTAL	Election Day	Absentee	Early Voting
Ina Minjarez	18	9	2	7
Peter Sakai	22	11	5	6

DEM Judge, County Court at Law No. 2 County Races

Vote For 1

	TOTAL	Election Day	Absentee	Early Voting
Melissa Saenz	28	14	5	9
Maria Teresa Garcia	7	3	2	2

DEM District Clerk County Races

Vote For 1

	TOTAL	Election Day	Absentee	Early Voting
Gloria A. Martinez	17	10	3	4
Christine "Chris" Castillo	17	6	4	7

Summary Results Report
May 24, 2022 Joint Primary Runoff Election
May 24, 2022

UNOFFICIAL RESULTS

Bexar County

2002

Statistics

	TOTAL	Election Day	Absentee	Early Voting
Registered Voters - Total	1,196			
Ballots Cast - Total	67	24	19	24
Ballots Cast - Democratic Party	57	17	19	21
Voter Turnout - Total	5.60%			

DEM Lieutenant Governor

Vote For 1

	TOTAL	Election Day	Absentee	Early Voting
Michelle Beckley	26	7	5	14
Mike Collier	28	8	13	7

DEM Attorney General

Vote For 1

	TOTAL	Election Day	Absentee	Early Voting
Rochelle Mercedes Garza	34	9	9	16
Joe Jaworski	20	6	9	5

DEM Comptroller of Public Accounts

Vote For 1

	TOTAL	Election Day	Absentee	Early Voting
Angel Luis Vega	39	9	16	14
Janet T. Dudding	13	4	2	7

DEM Commissioner of the General Land Office

Vote For 1

	TOTAL	Election Day	Absentee	Early Voting
Sandragrace Martinez	38	11	13	14
Jay Kleberg	17	4	6	7

DEM County Judge County Races

Vote For 1

	TOTAL	Election Day	Absentee	Early Voting
Ina Minjarez	10	4	0	6
Peter Sakai	47	13	19	15

DEM Judge, County Court at Law No. 2 County Races

Vote For 1

	TOTAL	Election Day	Absentee	Early Voting
Melissa Saenz	36	7	15	14
Maria Teresa Garcia	17	8	3	6

DEM District Clerk County Races

Vote For 1

	TOTAL	Election Day	Absentee	Early Voting
Gloria A. Martinez	26	7	11	8
Christine "Chris" Castillo	24	7	5	12

Summary Results Report
May 24, 2022 Joint Primary Runoff Election
May 24, 2022

UNOFFICIAL RESULTS

Bexar County

2002

DEM Precinct Chair, Precinct No. 2002 Precinct Chair 2002

Vote For 1

	TOTAL	Election Day	Absentee	Early Voting
Russell Dean Felan	27	5	12	10
John "Najera" Boyd	26	11	6	9

RETRIEVED FROM DEMOCRACYDOCKET.COM

Summary Results Report
May 24, 2022 Joint Primary Runoff Election
May 24, 2022

UNOFFICIAL RESULTS

Bexar County

2003

Statistics

	TOTAL	Election Day	Absentee	Early Voting
Registered Voters - Total	2,124			
Ballots Cast - Total	106	38	13	55
Ballots Cast - Democratic Party	92	35	12	45
Voter Turnout - Total	4.99%			

DEM Lieutenant Governor

Vote For 1

	TOTAL	Election Day	Absentee	Early Voting
Michelle Beckley	56	21	4	31
Mike Collier	30	10	8	12

DEM Attorney General

Vote For 1

	TOTAL	Election Day	Absentee	Early Voting
Rochelle Mercedes Garza	69	29	7	33
Joe Jaworski	18	3	5	10

DEM Comptroller of Public Accounts

Vote For 1

	TOTAL	Election Day	Absentee	Early Voting
Angel Luis Vega	60	21	6	33
Janet T. Dudding	27	12	6	9

DEM Commissioner of the General Land Office

Vote For 1

	TOTAL	Election Day	Absentee	Early Voting
Sandragrace Martinez	68	26	9	33
Jay Kleberg	20	5	3	12

DEM County Judge County Races

Vote For 1

	TOTAL	Election Day	Absentee	Early Voting
Ina Minjarez	24	15	1	8
Peter Sakai	65	18	11	36

DEM Judge, County Court at Law No. 2 County Races

Vote For 1

	TOTAL	Election Day	Absentee	Early Voting
Melissa Saenz	44	20	6	18
Maria Teresa Garcia	42	12	6	24

DEM District Clerk County Races

Vote For 1

	TOTAL	Election Day	Absentee	Early Voting
Gloria A. Martinez	50	24	4	22
Christine "Chris" Castillo	39	9	8	22

Summary Results Report
May 24, 2022 Joint Primary Runoff Election
May 24, 2022

UNOFFICIAL RESULTS

Bexar County

2004

Statistics

	TOTAL	Election Day	Absentee	Early Voting
Registered Voters - Total	2,906			
Ballots Cast - Total	126	47	24	55
Ballots Cast - Democratic Party	100	31	23	46
Voter Turnout - Total	4.34%			

DEM Lieutenant Governor

Vote For 1

	TOTAL	Election Day	Absentee	Early Voting
Michelle Beckley	49	11	8	30
Mike Collier	43	15	15	13

DEM Attorney General

Vote For 1

	TOTAL	Election Day	Absentee	Early Voting
Rochelle Mercedes Garza	72	20	13	39
Joe Jaworski	23	9	9	5

DEM Comptroller of Public Accounts

Vote For 1

	TOTAL	Election Day	Absentee	Early Voting
Angel Luis Vega	70	17	18	35
Janet T. Dudding	21	8	5	8

DEM Commissioner of the General Land Office

Vote For 1

	TOTAL	Election Day	Absentee	Early Voting
Sandragrace Martinez	74	21	15	38
Jay Kleberg	18	7	8	3

DEM County Judge County Races

Vote For 1

	TOTAL	Election Day	Absentee	Early Voting
Ina Minjarez	30	12	5	13
Peter Sakai	68	18	18	32

DEM Judge, County Court at Law No. 2 County Races

Vote For 1

	TOTAL	Election Day	Absentee	Early Voting
Melissa Saenz	39	12	10	17
Maria Teresa Garcia	53	15	12	26

DEM District Clerk County Races

Vote For 1

	TOTAL	Election Day	Absentee	Early Voting
Gloria A. Martinez	42	11	9	22
Christine "Chris" Castillo	52	17	14	21

Summary Results Report
May 24, 2022 Joint Primary Runoff Election
May 24, 2022

UNOFFICIAL RESULTS

Bexar County

2005

Statistics

	TOTAL	Election Day	Absentee	Early Voting
Registered Voters - Total	908			
Ballots Cast - Total	80	40	14	26
Ballots Cast - Democratic Party	71	35	14	22
Voter Turnout - Total	8.81%			

DEM Lieutenant Governor

Vote For 1

	TOTAL	Election Day	Absentee	Early Voting
Michelle Beckley	34	15	6	13
Mike Collier	34	19	7	8

DEM Attorney General

Vote For 1

	TOTAL	Election Day	Absentee	Early Voting
Rochelle Mercedes Garza	53	26	8	19
Joe Jaworski	13	7	5	1

DEM Comptroller of Public Accounts

Vote For 1

	TOTAL	Election Day	Absentee	Early Voting
Angel Luis Vega	28	11	7	10
Janet T. Dudding	34	18	6	10

DEM Commissioner of the General Land Office

Vote For 1

	TOTAL	Election Day	Absentee	Early Voting
Sandragrace Martinez	36	15	4	17
Jay Kleberg	31	18	9	4

DEM County Judge County Races

Vote For 1

	TOTAL	Election Day	Absentee	Early Voting
Ina Minjarez	33	17	7	9
Peter Sakai	38	18	7	13

DEM Judge, County Court at Law No. 2 County Races

Vote For 1

	TOTAL	Election Day	Absentee	Early Voting
Melissa Saenz	41	21	5	15
Maria Teresa Garcia	23	10	8	5

DEM District Clerk County Races

Vote For 1

	TOTAL	Election Day	Absentee	Early Voting
Gloria A. Martinez	31	13	6	12
Christine "Chris" Castillo	33	17	7	9

Summary Results Report
May 24, 2022 Joint Primary Runoff Election
May 24, 2022

UNOFFICIAL RESULTS

Bexar County

2006

Statistics

	TOTAL	Election Day	Absentee	Early Voting
Registered Voters - Total	21			
Ballots Cast - Total	3	1	1	1
Ballots Cast - Democratic Party	2	0	1	1
Voter Turnout - Total	14.29%			

DEM Lieutenant Governor

Vote For 1

	TOTAL	Election Day	Absentee	Early Voting
Michelle Beckley	0	0	0	0
Mike Collier	2	0	1	1

DEM Attorney General

Vote For 1

	TOTAL	Election Day	Absentee	Early Voting
Rochelle Mercedes Garza	2	0	1	1
Joe Jaworski	0	0	0	0

DEM Comptroller of Public Accounts

Vote For 1

	TOTAL	Election Day	Absentee	Early Voting
Angel Luis Vega	1	0	1	0
Janet T. Dudding	1	0	0	1

DEM Commissioner of the General Land Office

Vote For 1

	TOTAL	Election Day	Absentee	Early Voting
Sandragrace Martinez	1	0	1	0
Jay Kleberg	1	0	0	1

DEM County Judge County Races

Vote For 1

	TOTAL	Election Day	Absentee	Early Voting
Ina Minjarez	1	0	1	0
Peter Sakai	1	0	0	1

DEM Judge, County Court at Law No. 2 County Races

Vote For 1

	TOTAL	Election Day	Absentee	Early Voting
Melissa Saenz	1	0	0	1
Maria Teresa Garcia	1	0	1	0

DEM District Clerk County Races

Vote For 1

	TOTAL	Election Day	Absentee	Early Voting
Gloria A. Martinez	1	0	0	1
Christine "Chris" Castillo	1	0	1	0

Summary Results Report
May 24, 2022 Joint Primary Runoff Election
May 24, 2022

UNOFFICIAL RESULTS

Bexar County

2007

Statistics

	TOTAL	Election Day	Absentee	Early Voting
Registered Voters - Total	1,685			
Ballots Cast - Total	91	26	20	45
Ballots Cast - Democratic Party	75	24	17	34
Voter Turnout - Total	5.40%			

DEM Lieutenant Governor

Vote For 1

	TOTAL	Election Day	Absentee	Early Voting
Michelle Beckley	36	13	6	17
Mike Collier	28	8	10	10

DEM Attorney General

Vote For 1

	TOTAL	Election Day	Absentee	Early Voting
Rochelle Mercedes Garza	47	16	12	19
Joe Jaworski	19	6	5	8

DEM Comptroller of Public Accounts

Vote For 1

	TOTAL	Election Day	Absentee	Early Voting
Angel Luis Vega	38	12	12	14
Janet T. Dudding	26	9	5	12

DEM Commissioner of the General Land Office

Vote For 1

	TOTAL	Election Day	Absentee	Early Voting
Sandragrace Martinez	48	16	12	20
Jay Kleberg	19	6	5	8

DEM County Judge County Races

Vote For 1

	TOTAL	Election Day	Absentee	Early Voting
Ina Minjarez	20	7	2	11
Peter Sakai	54	17	15	22

DEM Judge, County Court at Law No. 2 County Races

Vote For 1

	TOTAL	Election Day	Absentee	Early Voting
Melissa Saenz	35	11	7	17
Maria Teresa Garcia	31	10	10	11

DEM District Clerk County Races

Vote For 1

	TOTAL	Election Day	Absentee	Early Voting
Gloria A. Martinez	30	13	4	13
Christine "Chris" Castillo	37	9	13	15

Summary Results Report
May 24, 2022 Joint Primary Runoff Election
May 24, 2022

UNOFFICIAL RESULTS

Bexar County

2008

Statistics

	TOTAL	Election Day	Absentee	Early Voting
Registered Voters - Total	1,082			
Ballots Cast - Total	81	23	15	43
Ballots Cast - Democratic Party	75	22	15	38
Voter Turnout - Total	7.49%			

DEM Lieutenant Governor

Vote For 1

	TOTAL	Election Day	Absentee	Early Voting
Michelle Beckley	42	13	9	20
Mike Collier	29	7	6	16

DEM Attorney General

Vote For 1

	TOTAL	Election Day	Absentee	Early Voting
Rochelle Mercedes Garza	55	16	9	30
Joe Jaworski	17	5	5	7

DEM Comptroller of Public Accounts

Vote For 1

	TOTAL	Election Day	Absentee	Early Voting
Angel Luis Vega	53	11	13	29
Janet T. Dudding	18	9	2	7

DEM Commissioner of the General Land Office

Vote For 1

	TOTAL	Election Day	Absentee	Early Voting
Sandragrace Martinez	51	13	8	30
Jay Kleberg	20	8	5	7

DEM County Judge County Races

Vote For 1

	TOTAL	Election Day	Absentee	Early Voting
Ina Minjarez	17	5	5	7
Peter Sakai	57	17	10	30

DEM Judge, County Court at Law No. 2 County Races

Vote For 1

	TOTAL	Election Day	Absentee	Early Voting
Melissa Saenz	45	13	9	23
Maria Teresa Garcia	24	6	4	14

DEM District Clerk County Races

Vote For 1

	TOTAL	Election Day	Absentee	Early Voting
Gloria A. Martinez	43	10	9	24
Christine "Chris" Castillo	29	11	6	12

Summary Results Report
May 24, 2022 Joint Primary Runoff Election
May 24, 2022

UNOFFICIAL RESULTS

Bexar County

2009

Statistics

	TOTAL	Election Day	Absentee	Early Voting
Registered Voters - Total	2,372			
Ballots Cast - Total	81	27	11	43
Ballots Cast - Democratic Party	59	17	10	32
Voter Turnout - Total	3.41%			

DEM Lieutenant Governor

Vote For 1

	TOTAL	Election Day	Absentee	Early Voting
Michelle Beckley	43	14	3	26
Mike Collier	16	3	7	6

DEM Attorney General

Vote For 1

	TOTAL	Election Day	Absentee	Early Voting
Rochelle Mercedes Garza	45	16	4	25
Joe Jaworski	13	1	6	6

DEM Comptroller of Public Accounts

Vote For 1

	TOTAL	Election Day	Absentee	Early Voting
Angel Luis Vega	21	8	1	12
Janet T. Dudding	33	9	8	16

DEM Commissioner of the General Land Office

Vote For 1

	TOTAL	Election Day	Absentee	Early Voting
Sandragrace Martinez	37	12	4	21
Jay Kleberg	20	5	5	10

DEM Member, State Board of Education, District 1 State Board of Education, District 1

Vote For 1

	TOTAL	Election Day	Absentee	Early Voting
Melissa N. Ortega	34	14	2	18
Laura Marquez	21	3	6	12

DEM County Judge County Races

Vote For 1

	TOTAL	Election Day	Absentee	Early Voting
Ina Minjarez	31	13	4	14
Peter Sakai	28	4	6	18

DEM Judge, County Court at Law No. 2 County Races

Vote For 1

	TOTAL	Election Day	Absentee	Early Voting
Melissa Saenz	31	12	5	14
Maria Teresa Garcia	22	3	4	15

Summary Results Report
May 24, 2022 Joint Primary Runoff Election
May 24, 2022

UNOFFICIAL RESULTS

Bexar County

2009

DEM District Clerk County Races

Vote For 1

	TOTAL	Election Day	Absentee	Early Voting
Gloria A. Martinez	31	9	7	15
Christine "Chris" Castillo	22	6	2	14

RETRIEVED FROM DEMOCRACYDOCKET.COM

Summary Results Report
May 24, 2022 Joint Primary Runoff Election
May 24, 2022

UNOFFICIAL RESULTS

Bexar County

2010

Statistics

	TOTAL	Election Day	Absentee	Early Voting
Registered Voters - Total	1,621			
Ballots Cast - Total	123	51	22	50
Ballots Cast - Democratic Party	85	30	20	35
Voter Turnout - Total	7.59%			

DEM United States Representative, District 21 United States Representative, District 21

Vote For 1

	TOTAL	Election Day	Absentee	Early Voting
Claudia Andreana Zapata	43	16	10	17
Ricardo Villarreal	37	13	8	16

DEM Lieutenant Governor

Vote For 1

	TOTAL	Election Day	Absentee	Early Voting
Michelle Beckley	35	17	6	12
Mike Collier	45	13	11	21

DEM Attorney General

Vote For 1

	TOTAL	Election Day	Absentee	Early Voting
Rochelle Mercedes Garza	51	21	10	20
Joe Jaworski	30	8	8	14

DEM Comptroller of Public Accounts

Vote For 1

	TOTAL	Election Day	Absentee	Early Voting
Angel Luis Vega	32	13	7	12
Janet T. Dudding	45	15	10	20

DEM Commissioner of the General Land Office

Vote For 1

	TOTAL	Election Day	Absentee	Early Voting
Sandragrace Martinez	33	17	7	9
Jay Kleberg	47	13	10	24

DEM County Judge County Races

Vote For 1

	TOTAL	Election Day	Absentee	Early Voting
Ina Minjarez	24	9	8	7
Peter Sakai	61	21	12	28

DEM Judge, County Court at Law No. 2 County Races

Vote For 1

	TOTAL	Election Day	Absentee	Early Voting
Melissa Saenz	45	15	8	22
Maria Teresa Garcia	32	14	8	10

Summary Results Report
May 24, 2022 Joint Primary Runoff Election
May 24, 2022

UNOFFICIAL RESULTS

Bexar County

2010

DEM District Clerk County Races

Vote For 1

	TOTAL	Election Day	Absentee	Early Voting
Gloria A. Martinez	34	15	8	11
Christine "Chris" Castillo	44	14	8	22

RETRIEVED FROM DEMOCRACYDOCKET.COM

Summary Results Report
May 24, 2022 Joint Primary Runoff Election
May 24, 2022

UNOFFICIAL RESULTS

Bexar County

2011

Statistics

	TOTAL	Election Day	Absentee	Early Voting
Registered Voters - Total	1,900			
Ballots Cast - Total	142	51	31	60
Ballots Cast - Democratic Party	132	48	30	54
Voter Turnout - Total	7.47%			

DEM Lieutenant Governor

Vote For 1

	TOTAL	Election Day	Absentee	Early Voting
Michelle Beckley	67	26	11	30
Mike Collier	54	17	17	20

DEM Attorney General

Vote For 1

	TOTAL	Election Day	Absentee	Early Voting
Rochelle Mercedes Garza	93	36	23	34
Joe Jaworski	31	8	6	17

DEM Comptroller of Public Accounts

Vote For 1

	TOTAL	Election Day	Absentee	Early Voting
Angel Luis Vega	72	21	13	38
Janet T. Dudding	49	22	15	12

DEM Commissioner of the General Land Office

Vote For 1

	TOTAL	Election Day	Absentee	Early Voting
Sandragrace Martinez	87	37	13	37
Jay Kleberg	34	6	15	13

DEM County Judge County Races

Vote For 1

	TOTAL	Election Day	Absentee	Early Voting
Ina Minjarez	45	19	8	18
Peter Sakai	84	26	22	36

DEM Judge, County Court at Law No. 2 County Races

Vote For 1

	TOTAL	Election Day	Absentee	Early Voting
Melissa Saenz	62	20	18	24
Maria Teresa Garcia	58	22	9	27

DEM District Clerk County Races

Vote For 1

	TOTAL	Election Day	Absentee	Early Voting
Gloria A. Martinez	63	24	8	31
Christine "Chris" Castillo	57	18	19	20

Summary Results Report
May 24, 2022 Joint Primary Runoff Election
May 24, 2022

UNOFFICIAL RESULTS

Bexar County

2012

Statistics

	TOTAL	Election Day	Absentee	Early Voting
Registered Voters - Total	1,547			
Ballots Cast - Total	75	19	10	46
Ballots Cast - Democratic Party	64	18	10	36
Voter Turnout - Total	4.85%			

DEM Lieutenant Governor

Vote For 1

	TOTAL	Election Day	Absentee	Early Voting
Michelle Beckley	26	8	1	17
Mike Collier	31	7	8	16

DEM Attorney General

Vote For 1

	TOTAL	Election Day	Absentee	Early Voting
Rochelle Mercedes Garza	45	16	3	26
Joe Jaworski	16	1	7	8

DEM Comptroller of Public Accounts

Vote For 1

	TOTAL	Election Day	Absentee	Early Voting
Angel Luis Vega	36	11	6	19
Janet T. Dudding	23	6	3	14

DEM Commissioner of the General Land Office

Vote For 1

	TOTAL	Election Day	Absentee	Early Voting
Sandragrace Martinez	43	14	6	23
Jay Kleberg	18	4	3	11

DEM County Judge County Races

Vote For 1

	TOTAL	Election Day	Absentee	Early Voting
Ina Minjarez	29	12	1	16
Peter Sakai	33	6	9	18

DEM Judge, County Court at Law No. 2 County Races

Vote For 1

	TOTAL	Election Day	Absentee	Early Voting
Melissa Saenz	32	11	3	18
Maria Teresa Garcia	22	5	4	13

DEM District Clerk County Races

Vote For 1

	TOTAL	Election Day	Absentee	Early Voting
Gloria A. Martinez	26	8	3	15
Christine "Chris" Castillo	34	9	5	20

Summary Results Report
May 24, 2022 Joint Primary Runoff Election
May 24, 2022

UNOFFICIAL RESULTS

Bexar County

2013

Statistics

	TOTAL	Election Day	Absentee	Early Voting
Registered Voters - Total	1,214			
Ballots Cast - Total	120	45	21	54
Ballots Cast - Democratic Party	104	40	20	44
Voter Turnout - Total	9.88%			

DEM Lieutenant Governor

Vote For 1

	TOTAL	Election Day	Absentee	Early Voting
Michelle Beckley	46	16	7	23
Mike Collier	55	23	13	19

DEM Attorney General

Vote For 1

	TOTAL	Election Day	Absentee	Early Voting
Rochelle Mercedes Garza	77	29	13	35
Joe Jaworski	25	9	7	9

DEM Comptroller of Public Accounts

Vote For 1

	TOTAL	Election Day	Absentee	Early Voting
Angel Luis Vega	69	21	14	34
Janet T. Dudding	31	17	5	9

DEM Commissioner of the General Land Office

Vote For 1

	TOTAL	Election Day	Absentee	Early Voting
Sandragrace Martinez	79	28	16	35
Jay Kleberg	23	11	4	8

DEM County Judge County Races

Vote For 1

	TOTAL	Election Day	Absentee	Early Voting
Ina Minjarez	52	19	11	22
Peter Sakai	52	21	9	22

DEM Judge, County Court at Law No. 2 County Races

Vote For 1

	TOTAL	Election Day	Absentee	Early Voting
Melissa Saenz	57	26	9	22
Maria Teresa Garcia	43	13	11	19

DEM District Clerk County Races

Vote For 1

	TOTAL	Election Day	Absentee	Early Voting
Gloria A. Martinez	66	21	14	31
Christine "Chris" Castillo	36	18	6	12

Summary Results Report
May 24, 2022 Joint Primary Runoff Election
May 24, 2022

UNOFFICIAL RESULTS

Bexar County

2014

Statistics

	TOTAL	Election Day	Absentee	Early Voting
Registered Voters - Total	1,200			
Ballots Cast - Total	97	34	15	48
Ballots Cast - Democratic Party	80	27	12	41
Voter Turnout - Total	8.08%			

DEM Lieutenant Governor

Vote For 1

	TOTAL	Election Day	Absentee	Early Voting
Michelle Beckley	43	15	7	21
Mike Collier	31	9	4	18

DEM Attorney General

Vote For 1

	TOTAL	Election Day	Absentee	Early Voting
Rochelle Mercedes Garza	48	20	4	24
Joe Jaworski	26	4	8	14

DEM Comptroller of Public Accounts

Vote For 1

	TOTAL	Election Day	Absentee	Early Voting
Angel Luis Vega	44	14	8	22
Janet T. Dudding	28	9	3	16

DEM Commissioner of the General Land Office

Vote For 1

	TOTAL	Election Day	Absentee	Early Voting
Sandragrace Martinez	56	21	7	28
Jay Kleberg	19	5	4	10

DEM County Judge County Races

Vote For 1

	TOTAL	Election Day	Absentee	Early Voting
Ina Minjarez	26	9	6	11
Peter Sakai	53	17	6	30

DEM Judge, County Court at Law No. 2 County Races

Vote For 1

	TOTAL	Election Day	Absentee	Early Voting
Melissa Saenz	39	13	7	19
Maria Teresa Garcia	38	12	5	21

DEM District Clerk County Races

Vote For 1

	TOTAL	Election Day	Absentee	Early Voting
Gloria A. Martinez	38	15	4	19
Christine "Chris" Castillo	40	11	8	21

Summary Results Report
May 24, 2022 Joint Primary Runoff Election
May 24, 2022

UNOFFICIAL RESULTS

Bexar County

2015

Statistics

	TOTAL	Election Day	Absentee	Early Voting
Registered Voters - Total	1,909			
Ballots Cast - Total	76	35	20	21
Ballots Cast - Democratic Party	70	31	20	19
Voter Turnout - Total	3.98%			

DEM Lieutenant Governor

Vote For 1

	TOTAL	Election Day	Absentee	Early Voting
Michelle Beckley	42	17	10	15
Mike Collier	26	12	10	4

DEM Attorney General

Vote For 1

	TOTAL	Election Day	Absentee	Early Voting
Rochelle Mercedes Garza	56	24	13	19
Joe Jaworski	8	2	6	0

DEM Comptroller of Public Accounts

Vote For 1

	TOTAL	Election Day	Absentee	Early Voting
Angel Luis Vega	39	14	11	14
Janet T. Dudding	24	12	7	5

DEM Commissioner of the General Land Office

Vote For 1

	TOTAL	Election Day	Absentee	Early Voting
Sandragrace Martinez	48	19	11	18
Jay Kleberg	16	7	8	1

DEM County Judge County Races

Vote For 1

	TOTAL	Election Day	Absentee	Early Voting
Ina Minjarez	26	17	6	3
Peter Sakai	44	14	14	16

DEM Judge, County Court at Law No. 2 County Races

Vote For 1

	TOTAL	Election Day	Absentee	Early Voting
Melissa Saenz	37	17	11	9
Maria Teresa Garcia	31	12	9	10

DEM District Clerk County Races

Vote For 1

	TOTAL	Election Day	Absentee	Early Voting
Gloria A. Martinez	36	14	10	12
Christine "Chris" Castillo	31	14	10	7

Summary Results Report
May 24, 2022 Joint Primary Runoff Election
May 24, 2022

UNOFFICIAL RESULTS

Bexar County

2016

Statistics

	TOTAL	Election Day	Absentee	Early Voting
Registered Voters - Total	1,319			
Ballots Cast - Total	48	17	6	25
Ballots Cast - Democratic Party	42	15	6	21
Voter Turnout - Total	3.64%			

DEM Lieutenant Governor

Vote For 1

	TOTAL	Election Day	Absentee	Early Voting
Michelle Beckley	22	8	2	12
Mike Collier	17	7	3	7

DEM Attorney General

Vote For 1

	TOTAL	Election Day	Absentee	Early Voting
Rochelle Mercedes Garza	34	13	2	19
Joe Jaworski	5	1	3	1

DEM Comptroller of Public Accounts

Vote For 1

	TOTAL	Election Day	Absentee	Early Voting
Angel Luis Vega	33	13	4	16
Janet T. Dudding	6	1	1	4

DEM Commissioner of the General Land Office

Vote For 1

	TOTAL	Election Day	Absentee	Early Voting
Sandragrace Martinez	33	12	3	18
Jay Kleberg	7	3	2	2

DEM County Judge County Races

Vote For 1

	TOTAL	Election Day	Absentee	Early Voting
Ina Minjarez	14	9	1	4
Peter Sakai	27	6	5	16

DEM Judge, County Court at Law No. 2 County Races

Vote For 1

	TOTAL	Election Day	Absentee	Early Voting
Melissa Saenz	18	6	3	9
Maria Teresa Garcia	21	8	2	11

DEM District Clerk County Races

Vote For 1

	TOTAL	Election Day	Absentee	Early Voting
Gloria A. Martinez	20	6	3	11
Christine "Chris" Castillo	21	9	2	10

Summary Results Report
May 24, 2022 Joint Primary Runoff Election
May 24, 2022

UNOFFICIAL RESULTS

Bexar County

2017

Statistics

	TOTAL	Election Day	Absentee	Early Voting
Registered Voters - Total	1,184			
Ballots Cast - Total	57	22	10	25
Ballots Cast - Democratic Party	48	19	7	22
Voter Turnout - Total	4.81%			

DEM Lieutenant Governor

Vote For 1

	TOTAL	Election Day	Absentee	Early Voting
Michelle Beckley	37	15	5	17
Mike Collier	8	3	2	3

DEM Attorney General

Vote For 1

	TOTAL	Election Day	Absentee	Early Voting
Rochelle Mercedes Garza	43	17	6	20
Joe Jaworski	3	1	1	1

DEM Comptroller of Public Accounts

Vote For 1

	TOTAL	Election Day	Absentee	Early Voting
Angel Luis Vega	33	10	6	17
Janet T. Dudding	13	8	1	4

DEM Commissioner of the General Land Office

Vote For 1

	TOTAL	Election Day	Absentee	Early Voting
Sandragrace Martinez	42	16	6	20
Jay Kleberg	4	2	1	1

DEM County Judge County Races

Vote For 1

	TOTAL	Election Day	Absentee	Early Voting
Ina Minjarez	26	10	4	12
Peter Sakai	22	9	3	10

DEM Judge, County Court at Law No. 2 County Races

Vote For 1

	TOTAL	Election Day	Absentee	Early Voting
Melissa Saenz	21	6	4	11
Maria Teresa Garcia	25	12	3	10

DEM District Clerk County Races

Vote For 1

	TOTAL	Election Day	Absentee	Early Voting
Gloria A. Martinez	24	9	5	10
Christine "Chris" Castillo	22	9	2	11

Summary Results Report
May 24, 2022 Joint Primary Runoff Election
May 24, 2022

UNOFFICIAL RESULTS

Bexar County

2018

Statistics

	TOTAL	Election Day	Absentee	Early Voting
Registered Voters - Total	1,121			
Ballots Cast - Total	116	62	15	39
Ballots Cast - Democratic Party	100	48	14	38
Voter Turnout - Total	10.35%			

DEM Lieutenant Governor

Vote For 1

	TOTAL	Election Day	Absentee	Early Voting
Michelle Beckley	54	28	3	23
Mike Collier	38	16	9	13

DEM Attorney General

Vote For 1

	TOTAL	Election Day	Absentee	Early Voting
Rochelle Mercedes Garza	75	39	7	29
Joe Jaworski	19	4	7	8

DEM Comptroller of Public Accounts

Vote For 1

	TOTAL	Election Day	Absentee	Early Voting
Angel Luis Vega	62	33	7	22
Janet T. Dudding	26	8	6	12

DEM Commissioner of the General Land Office

Vote For 1

	TOTAL	Election Day	Absentee	Early Voting
Sandragrace Martinez	77	39	10	28
Jay Kleberg	17	5	4	8

DEM County Judge County Races

Vote For 1

	TOTAL	Election Day	Absentee	Early Voting
Ina Minjarez	39	18	4	17
Peter Sakai	60	30	10	20

DEM Judge, County Court at Law No. 2 County Races

Vote For 1

	TOTAL	Election Day	Absentee	Early Voting
Melissa Saenz	54	25	7	22
Maria Teresa Garcia	39	19	5	15

DEM District Clerk County Races

Vote For 1

	TOTAL	Election Day	Absentee	Early Voting
Gloria A. Martinez	56	26	7	23
Christine "Chris" Castillo	36	17	6	13

Summary Results Report
May 24, 2022 Joint Primary Runoff Election
May 24, 2022

UNOFFICIAL RESULTS

Bexar County

2019

Statistics

	TOTAL	Election Day	Absentee	Early Voting
Registered Voters - Total	1,826			
Ballots Cast - Total	81	33	17	31
Ballots Cast - Democratic Party	71	28	17	26
Voter Turnout - Total	4.44%			

DEM Lieutenant Governor

Vote For 1

	TOTAL	Election Day	Absentee	Early Voting
Michelle Beckley	39	17	8	14
Mike Collier	28	8	9	11

DEM Attorney General

Vote For 1

	TOTAL	Election Day	Absentee	Early Voting
Rochelle Mercedes Garza	51	19	12	20
Joe Jaworski	17	6	5	6

DEM Comptroller of Public Accounts

Vote For 1

	TOTAL	Election Day	Absentee	Early Voting
Angel Luis Vega	48	15	13	20
Janet T. Dudding	16	9	3	4

DEM Commissioner of the General Land Office

Vote For 1

	TOTAL	Election Day	Absentee	Early Voting
Sandragrace Martinez	51	16	16	19
Jay Kleberg	16	9	1	6

DEM County Judge County Races

Vote For 1

	TOTAL	Election Day	Absentee	Early Voting
Ina Minjarez	35	14	9	12
Peter Sakai	36	14	8	14

DEM Judge, County Court at Law No. 2 County Races

Vote For 1

	TOTAL	Election Day	Absentee	Early Voting
Melissa Saenz	38	16	11	11
Maria Teresa Garcia	29	9	6	14

DEM District Clerk County Races

Vote For 1

	TOTAL	Election Day	Absentee	Early Voting
Gloria A. Martinez	39	15	9	15
Christine "Chris" Castillo	28	10	8	10

Summary Results Report
May 24, 2022 Joint Primary Runoff Election
May 24, 2022

UNOFFICIAL RESULTS

Bexar County

2020

Statistics

	TOTAL	Election Day	Absentee	Early Voting
Registered Voters - Total	3,025			
Ballots Cast - Total	145	61	28	56
Ballots Cast - Democratic Party	128	51	28	49
Voter Turnout - Total	4.79%			

DEM Lieutenant Governor

Vote For 1

	TOTAL	Election Day	Absentee	Early Voting
Michelle Beckley	69	29	15	25
Mike Collier	51	20	11	20

DEM Attorney General

Vote For 1

	TOTAL	Election Day	Absentee	Early Voting
Rochelle Mercedes Garza	91	36	19	36
Joe Jaworski	28	13	7	8

DEM Comptroller of Public Accounts

Vote For 1

	TOTAL	Election Day	Absentee	Early Voting
Angel Luis Vega	68	27	15	26
Janet T. Dudding	50	21	11	18

DEM Commissioner of the General Land Office

Vote For 1

	TOTAL	Election Day	Absentee	Early Voting
Sandragrace Martinez	91	36	21	34
Jay Kleberg	30	13	6	11

DEM County Judge County Races

Vote For 1

	TOTAL	Election Day	Absentee	Early Voting
Ina Minjarez	57	29	17	11
Peter Sakai	68	20	11	37

DEM Judge, County Court at Law No. 2 County Races

Vote For 1

	TOTAL	Election Day	Absentee	Early Voting
Melissa Saenz	60	24	16	20
Maria Teresa Garcia	58	25	9	24

DEM District Clerk County Races

Vote For 1

	TOTAL	Election Day	Absentee	Early Voting
Gloria A. Martinez	73	29	20	24
Christine "Chris" Castillo	49	20	7	22

Summary Results Report
May 24, 2022 Joint Primary Runoff Election
May 24, 2022

UNOFFICIAL RESULTS

Bexar County

2021

Statistics

	TOTAL	Election Day	Absentee	Early Voting
Registered Voters - Total	2,880			
Ballots Cast - Total	115	42	27	46
Ballots Cast - Democratic Party	101	35	26	40
Voter Turnout - Total	3.99%			

DEM Lieutenant Governor

Vote For 1

	TOTAL	Election Day	Absentee	Early Voting
Michelle Beckley	49	20	13	16
Mike Collier	39	13	10	16

DEM Attorney General

Vote For 1

	TOTAL	Election Day	Absentee	Early Voting
Rochelle Mercedes Garza	71	27	16	28
Joe Jaworski	24	7	9	8

DEM Comptroller of Public Accounts

Vote For 1

	TOTAL	Election Day	Absentee	Early Voting
Angel Luis Vega	66	26	16	24
Janet T. Dudding	24	7	6	11

DEM Commissioner of the General Land Office

Vote For 1

	TOTAL	Election Day	Absentee	Early Voting
Sandragrace Martinez	75	29	17	29
Jay Kleberg	16	4	6	6

DEM County Judge County Races

Vote For 1

	TOTAL	Election Day	Absentee	Early Voting
Ina Minjarez	37	18	6	13
Peter Sakai	61	17	19	25

DEM Judge, County Court at Law No. 2 County Races

Vote For 1

	TOTAL	Election Day	Absentee	Early Voting
Melissa Saenz	45	18	11	16
Maria Teresa Garcia	45	15	11	19

DEM District Clerk County Races

Vote For 1

	TOTAL	Election Day	Absentee	Early Voting
Gloria A. Martinez	57	23	10	24
Christine "Chris" Castillo	34	11	12	11

Summary Results Report
May 24, 2022 Joint Primary Runoff Election
May 24, 2022

UNOFFICIAL RESULTS

Bexar County

2022

Statistics

	TOTAL	Election Day	Absentee	Early Voting
Registered Voters - Total	1,583			
Ballots Cast - Total	97	35	20	42
Ballots Cast - Democratic Party	84	29	20	35
Voter Turnout - Total	6.13%			

DEM Lieutenant Governor

Vote For 1

	TOTAL	Election Day	Absentee	Early Voting
Michelle Beckley	44	18	8	18
Mike Collier	35	8	12	15

DEM Attorney General

Vote For 1

	TOTAL	Election Day	Absentee	Early Voting
Rochelle Mercedes Garza	61	22	15	24
Joe Jaworski	19	6	5	8

DEM Comptroller of Public Accounts

Vote For 1

	TOTAL	Election Day	Absentee	Early Voting
Angel Luis Vega	55	18	15	22
Janet T. Dudding	24	8	5	11

DEM Commissioner of the General Land Office

Vote For 1

	TOTAL	Election Day	Absentee	Early Voting
Sandragrace Martinez	61	21	15	25
Jay Kleberg	18	5	5	8

DEM County Judge County Races

Vote For 1

	TOTAL	Election Day	Absentee	Early Voting
Ina Minjarez	32	13	7	12
Peter Sakai	51	15	13	23

DEM Judge, County Court at Law No. 2 County Races

Vote For 1

	TOTAL	Election Day	Absentee	Early Voting
Melissa Saenz	37	12	9	16
Maria Teresa Garcia	43	14	11	18

DEM District Clerk County Races

Vote For 1

	TOTAL	Election Day	Absentee	Early Voting
Gloria A. Martinez	49	18	10	21
Christine "Chris" Castillo	33	10	10	13

Summary Results Report
May 24, 2022 Joint Primary Runoff Election
May 24, 2022

UNOFFICIAL RESULTS

Bexar County

2023

Statistics

	TOTAL	Election Day	Absentee	Early Voting
Registered Voters - Total	2,540			
Ballots Cast - Total	192	69	52	71
Ballots Cast - Democratic Party	160	56	44	60
Voter Turnout - Total	7.56%			

DEM Lieutenant Governor

Vote For 1

	TOTAL	Election Day	Absentee	Early Voting
Michelle Beckley	91	37	20	34
Mike Collier	66	18	22	26

DEM Attorney General

Vote For 1

	TOTAL	Election Day	Absentee	Early Voting
Rochelle Mercedes Garza	112	43	23	46
Joe Jaworski	41	11	17	13

DEM Comptroller of Public Accounts

Vote For 1

	TOTAL	Election Day	Absentee	Early Voting
Angel Luis Vega	100	35	25	40
Janet T. Dudding	53	19	15	19

DEM Commissioner of the General Land Office

Vote For 1

	TOTAL	Election Day	Absentee	Early Voting
Sandragrace Martinez	114	44	26	44
Jay Kleberg	41	10	16	15

DEM County Judge County Races

Vote For 1

	TOTAL	Election Day	Absentee	Early Voting
Ina Minjarez	62	30	17	15
Peter Sakai	96	24	27	45

DEM Judge, County Court at Law No. 2 County Races

Vote For 1

	TOTAL	Election Day	Absentee	Early Voting
Melissa Saenz	75	26	22	27
Maria Teresa Garcia	75	27	18	30

DEM District Clerk County Races

Vote For 1

	TOTAL	Election Day	Absentee	Early Voting
Gloria A. Martinez	82	29	19	34
Christine "Chris" Castillo	71	25	22	24

Summary Results Report
May 24, 2022 Joint Primary Runoff Election
May 24, 2022

UNOFFICIAL RESULTS

Bexar County

2024

Statistics

	TOTAL	Election Day	Absentee	Early Voting
Registered Voters - Total	1,833			
Ballots Cast - Total	131	57	26	48
Ballots Cast - Democratic Party	105	40	23	42
Voter Turnout - Total	7.15%			

DEM Lieutenant Governor

Vote For 1

	TOTAL	Election Day	Absentee	Early Voting
Michelle Beckley	67	30	15	22
Mike Collier	34	8	7	19

DEM Attorney General

Vote For 1

	TOTAL	Election Day	Absentee	Early Voting
Rochelle Mercedes Garza	72	32	15	25
Joe Jaworski	31	6	8	17

DEM Comptroller of Public Accounts

Vote For 1

	TOTAL	Election Day	Absentee	Early Voting
Angel Luis Vega	66	24	15	27
Janet T. Dudding	33	12	7	14

DEM Commissioner of the General Land Office

Vote For 1

	TOTAL	Election Day	Absentee	Early Voting
Sandragrace Martinez	69	30	18	21
Jay Kleberg	31	7	5	19

DEM County Judge County Races

Vote For 1

	TOTAL	Election Day	Absentee	Early Voting
Ina Minjarez	36	17	7	12
Peter Sakai	68	23	16	29

DEM Judge, County Court at Law No. 2 County Races

Vote For 1

	TOTAL	Election Day	Absentee	Early Voting
Melissa Saenz	55	17	14	24
Maria Teresa Garcia	46	21	8	17

DEM District Clerk County Races

Vote For 1

	TOTAL	Election Day	Absentee	Early Voting
Gloria A. Martinez	63	29	14	20
Christine "Chris" Castillo	37	8	8	21

Summary Results Report
May 24, 2022 Joint Primary Runoff Election
May 24, 2022

UNOFFICIAL RESULTS

Bexar County

2025

Statistics

	TOTAL	Election Day	Absentee	Early Voting
Registered Voters - Total	2,468			
Ballots Cast - Total	258	108	38	112
Ballots Cast - Democratic Party	219	86	33	100
Voter Turnout - Total	10.45%			

DEM Lieutenant Governor

Vote For 1

	TOTAL	Election Day	Absentee	Early Voting
Michelle Beckley	116	51	17	48
Mike Collier	85	28	12	45

DEM Attorney General

Vote For 1

	TOTAL	Election Day	Absentee	Early Voting
Rochelle Mercedes Garza	162	68	26	68
Joe Jaworski	47	15	5	27

DEM Comptroller of Public Accounts

Vote For 1

	TOTAL	Election Day	Absentee	Early Voting
Angel Luis Vega	147	52	26	69
Janet T. Dudding	54	26	5	23

DEM Commissioner of the General Land Office

Vote For 1

	TOTAL	Election Day	Absentee	Early Voting
Sandragrace Martinez	148	52	26	60
Jay Kleberg	56	18	5	33

DEM County Judge County Races

Vote For 1

	TOTAL	Election Day	Absentee	Early Voting
Ina Minjarez	86	35	11	40
Peter Sakai	132	50	22	60

DEM Judge, County Court at Law No. 2 County Races

Vote For 1

	TOTAL	Election Day	Absentee	Early Voting
Melissa Saenz	122	43	19	60
Maria Teresa Garcia	84	38	12	34

DEM District Clerk County Races

Vote For 1

	TOTAL	Election Day	Absentee	Early Voting
Gloria A. Martinez	130	48	19	63
Christine "Chris" Castillo	76	32	12	32

Summary Results Report
May 24, 2022 Joint Primary Runoff Election
May 24, 2022

UNOFFICIAL RESULTS

Bexar County

2026

Statistics

	TOTAL	Election Day	Absentee	Early Voting
Registered Voters - Total	2,189			
Ballots Cast - Total	240	75	54	111
Ballots Cast - Democratic Party	187	54	46	87
Voter Turnout - Total	10.96%			

DEM Lieutenant Governor

Vote For 1

	TOTAL	Election Day	Absentee	Early Voting
Michelle Beckley	95	31	19	45
Mike Collier	87	23	27	37

DEM Attorney General

Vote For 1

	TOTAL	Election Day	Absentee	Early Voting
Rochelle Mercedes Garza	120	42	29	49
Joe Jaworski	60	11	15	34

DEM Comptroller of Public Accounts

Vote For 1

	TOTAL	Election Day	Absentee	Early Voting
Angel Luis Vega	90	25	21	44
Janet T. Dudding	82	24	21	37

DEM Commissioner of the General Land Office

Vote For 1

	TOTAL	Election Day	Absentee	Early Voting
Sandragrace Martinez	119	34	29	56
Jay Kleberg	60	17	14	29

DEM County Judge County Races

Vote For 1

	TOTAL	Election Day	Absentee	Early Voting
Ina Minjarez	72	20	15	37
Peter Sakai	115	34	31	50

DEM Judge, County Court at Law No. 2 County Races

Vote For 1

	TOTAL	Election Day	Absentee	Early Voting
Melissa Saenz	102	30	25	47
Maria Teresa Garcia	71	20	16	35

DEM District Clerk County Races

Vote For 1

	TOTAL	Election Day	Absentee	Early Voting
Gloria A. Martinez	87	25	20	42
Christine "Chris" Castillo	87	23	22	42

Summary Results Report
May 24, 2022 Joint Primary Runoff Election
May 24, 2022

UNOFFICIAL RESULTS

Bexar County

2027

Statistics

	TOTAL	Election Day	Absentee	Early Voting
Registered Voters - Total	1,262			
Ballots Cast - Total	191	68	37	86
Ballots Cast - Democratic Party	154	47	31	76
Voter Turnout - Total	15.13%			

DEM Lieutenant Governor

Vote For 1

	TOTAL	Election Day	Absentee	Early Voting
Michelle Beckley	69	27	10	32
Mike Collier	77	18	20	39

DEM Attorney General

Vote For 1

	TOTAL	Election Day	Absentee	Early Voting
Rochelle Mercedes Garza	105	31	19	55
Joe Jaworski	42	12	11	19

DEM Comptroller of Public Accounts

Vote For 1

	TOTAL	Election Day	Absentee	Early Voting
Angel Luis Vega	84	29	16	39
Janet T. Dudding	55	14	11	30

DEM Commissioner of the General Land Office

Vote For 1

	TOTAL	Election Day	Absentee	Early Voting
Sandragrace Martinez	94	31	21	42
Jay Kleberg	52	13	10	29

DEM County Judge County Races

Vote For 1

	TOTAL	Election Day	Absentee	Early Voting
Ina Minjarez	47	17	4	26
Peter Sakai	107	30	27	50

DEM Judge, County Court at Law No. 2 County Races

Vote For 1

	TOTAL	Election Day	Absentee	Early Voting
Melissa Saenz	82	24	16	42
Maria Teresa Garcia	60	21	14	25

DEM District Clerk County Races

Vote For 1

	TOTAL	Election Day	Absentee	Early Voting
Gloria A. Martinez	70	25	16	29
Christine "Chris" Castillo	73	18	14	41

Summary Results Report
May 24, 2022 Joint Primary Runoff Election
May 24, 2022

UNOFFICIAL RESULTS

Bexar County

2028

Statistics

	TOTAL	Election Day	Absentee	Early Voting
Registered Voters - Total	2,226			
Ballots Cast - Total	367	143	84	140
Ballots Cast - Democratic Party	291	109	71	111
Voter Turnout - Total	16.49%			

DEM Lieutenant Governor

Vote For 1

	TOTAL	Election Day	Absentee	Early Voting
Michelle Beckley	145	63	22	60
Mike Collier	135	41	45	49

DEM Attorney General

Vote For 1

	TOTAL	Election Day	Absentee	Early Voting
Rochelle Mercedes Garza	180	73	33	74
Joe Jaworski	101	30	35	36

DEM Comptroller of Public Accounts

Vote For 1

	TOTAL	Election Day	Absentee	Early Voting
Angel Luis Vega	142	66	21	55
Janet T. Dudding	128	35	43	50

DEM Commissioner of the General Land Office

Vote For 1

	TOTAL	Election Day	Absentee	Early Voting
Sandragrace Martinez	174	80	31	63
Jay Kleberg	103	22	35	46

DEM County Judge County Races

Vote For 1

	TOTAL	Election Day	Absentee	Early Voting
Ina Minjarez	101	42	20	39
Peter Sakai	187	65	51	71

DEM Judge, County Court at Law No. 2 County Races

Vote For 1

	TOTAL	Election Day	Absentee	Early Voting
Melissa Saenz	154	63	37	54
Maria Teresa Garcia	113	37	25	51

DEM District Clerk County Races

Vote For 1

	TOTAL	Election Day	Absentee	Early Voting
Gloria A. Martinez	141	61	26	54
Christine "Chris" Castillo	130	40	39	51

Summary Results Report
May 24, 2022 Joint Primary Runoff Election
May 24, 2022

UNOFFICIAL RESULTS

Bexar County

2029

Statistics

	TOTAL	Election Day	Absentee	Early Voting
Registered Voters - Total	1,249			
Ballots Cast - Total	69	35	9	25
Ballots Cast - Democratic Party	57	29	9	19
Voter Turnout - Total	5.52%			

DEM Lieutenant Governor

Vote For 1

	TOTAL	Election Day	Absentee	Early Voting
Michelle Beckley	37	20	8	9
Mike Collier	14	7	1	6

DEM Attorney General

Vote For 1

	TOTAL	Election Day	Absentee	Early Voting
Rochelle Mercedes Garza	50	26	9	15
Joe Jaworski	5	2	0	3

DEM Comptroller of Public Accounts

Vote For 1

	TOTAL	Election Day	Absentee	Early Voting
Angel Luis Vega	42	24	8	10
Janet T. Dudding	10	3	1	6

DEM Commissioner of the General Land Office

Vote For 1

	TOTAL	Election Day	Absentee	Early Voting
Sandragrace Martinez	48	26	9	13
Jay Kleberg	5	2	0	3

DEM County Judge County Races

Vote For 1

	TOTAL	Election Day	Absentee	Early Voting
Ina Minjarez	18	9	2	7
Peter Sakai	39	20	7	12

DEM Judge, County Court at Law No. 2 County Races

Vote For 1

	TOTAL	Election Day	Absentee	Early Voting
Melissa Saenz	30	14	5	11
Maria Teresa Garcia	23	14	4	5

DEM District Clerk County Races

Vote For 1

	TOTAL	Election Day	Absentee	Early Voting
Gloria A. Martinez	34	17	6	11
Christine "Chris" Castillo	19	11	3	5

Summary Results Report
May 24, 2022 Joint Primary Runoff Election
May 24, 2022

UNOFFICIAL RESULTS

Bexar County

2030

Statistics

	TOTAL	Election Day	Absentee	Early Voting
Registered Voters - Total	1,484			
Ballots Cast - Total	88	46	12	30
Ballots Cast - Democratic Party	77	40	10	27
Voter Turnout - Total	5.93%			

DEM Lieutenant Governor

Vote For 1

	TOTAL	Election Day	Absentee	Early Voting
Michelle Beckley	43	22	7	14
Mike Collier	24	12	3	9

DEM Attorney General

Vote For 1

	TOTAL	Election Day	Absentee	Early Voting
Rochelle Mercedes Garza	60	34	4	22
Joe Jaworski	10	2	6	2

DEM Comptroller of Public Accounts

Vote For 1

	TOTAL	Election Day	Absentee	Early Voting
Angel Luis Vega	49	20	9	20
Janet T. Dudding	21	15	1	5

DEM Commissioner of the General Land Office

Vote For 1

	TOTAL	Election Day	Absentee	Early Voting
Sandragrace Martinez	57	26	7	24
Jay Kleberg	13	9	3	1

DEM County Judge County Races

Vote For 1

	TOTAL	Election Day	Absentee	Early Voting
Ina Minjarez	31	17	4	10
Peter Sakai	45	22	6	17

DEM Judge, County Court at Law No. 2 County Races

Vote For 1

	TOTAL	Election Day	Absentee	Early Voting
Melissa Saenz	33	17	8	8
Maria Teresa Garcia	38	19	2	17

DEM District Clerk County Races

Vote For 1

	TOTAL	Election Day	Absentee	Early Voting
Gloria A. Martinez	45	21	8	16
Christine "Chris" Castillo	27	15	2	10

Summary Results Report
May 24, 2022 Joint Primary Runoff Election
May 24, 2022

UNOFFICIAL RESULTS

Bexar County

2031

Statistics

	TOTAL	Election Day	Absentee	Early Voting
Registered Voters - Total	1,631			
Ballots Cast - Total	77	27	12	38
Ballots Cast - Democratic Party	61	20	10	31
Voter Turnout - Total	4.72%			

DEM Lieutenant Governor

Vote For 1

	TOTAL	Election Day	Absentee	Early Voting
Michelle Beckley	35	12	2	21
Mike Collier	23	5	8	10

DEM Attorney General

Vote For 1

	TOTAL	Election Day	Absentee	Early Voting
Rochelle Mercedes Garza	46	15	4	27
Joe Jaworski	15	5	6	4

DEM Comptroller of Public Accounts

Vote For 1

	TOTAL	Election Day	Absentee	Early Voting
Angel Luis Vega	43	10	7	26
Janet T. Dudding	16	8	3	5

DEM Commissioner of the General Land Office

Vote For 1

	TOTAL	Election Day	Absentee	Early Voting
Sandragrace Martinez	48	12	8	28
Jay Kleberg	10	5	2	3

DEM County Judge County Races

Vote For 1

	TOTAL	Election Day	Absentee	Early Voting
Ina Minjarez	36	13	5	18
Peter Sakai	24	6	5	13

DEM Judge, County Court at Law No. 2 County Races

Vote For 1

	TOTAL	Election Day	Absentee	Early Voting
Melissa Saenz	31	10	4	17
Maria Teresa Garcia	30	10	6	14

DEM District Clerk County Races

Vote For 1

	TOTAL	Election Day	Absentee	Early Voting
Gloria A. Martinez	37	10	8	19
Christine "Chris" Castillo	24	10	2	12

Summary Results Report
May 24, 2022 Joint Primary Runoff Election
May 24, 2022

UNOFFICIAL RESULTS

Bexar County

2032

Statistics

	TOTAL	Election Day	Absentee	Early Voting
Registered Voters - Total	551			
Ballots Cast - Total	41	18	10	13
Ballots Cast - Democratic Party	37	14	10	13
Voter Turnout - Total	7.44%			

DEM Lieutenant Governor

Vote For 1

	TOTAL	Election Day	Absentee	Early Voting
Michelle Beckley	18	8	5	5
Mike Collier	18	5	5	8

DEM Attorney General

Vote For 1

	TOTAL	Election Day	Absentee	Early Voting
Rochelle Mercedes Garza	28	12	7	9
Joe Jaworski	8	1	3	4

DEM Comptroller of Public Accounts

Vote For 1

	TOTAL	Election Day	Absentee	Early Voting
Angel Luis Vega	28	11	8	9
Janet T. Dudding	8	2	2	4

DEM Commissioner of the General Land Office

Vote For 1

	TOTAL	Election Day	Absentee	Early Voting
Sandragrace Martinez	26	12	6	8
Jay Kleberg	9	1	4	4

DEM County Judge County Races

Vote For 1

	TOTAL	Election Day	Absentee	Early Voting
Ina Minjarez	14	8	4	2
Peter Sakai	22	5	6	11

DEM Judge, County Court at Law No. 2 County Races

Vote For 1

	TOTAL	Election Day	Absentee	Early Voting
Melissa Saenz	16	6	4	6
Maria Teresa Garcia	21	8	6	7

DEM District Clerk County Races

Vote For 1

	TOTAL	Election Day	Absentee	Early Voting
Gloria A. Martinez	21	11	6	4
Christine "Chris" Castillo	16	3	4	9

Summary Results Report
May 24, 2022 Joint Primary Runoff Election
May 24, 2022

UNOFFICIAL RESULTS

Bexar County

2033

Statistics

	TOTAL	Election Day	Absentee	Early Voting
Registered Voters - Total	1,269			
Ballots Cast - Total	48	17	6	25
Ballots Cast - Democratic Party	40	14	6	20
Voter Turnout - Total	3.78%			

DEM Lieutenant Governor

Vote For 1

	TOTAL	Election Day	Absentee	Early Voting
Michelle Beckley	21	8	3	10
Mike Collier	16	6	3	7

DEM Attorney General

Vote For 1

	TOTAL	Election Day	Absentee	Early Voting
Rochelle Mercedes Garza	31	13	5	13
Joe Jaworski	4	1	1	2

DEM Comptroller of Public Accounts

Vote For 1

	TOTAL	Election Day	Absentee	Early Voting
Angel Luis Vega	30	12	4	14
Janet T. Dudding	6	2	2	2

DEM Commissioner of the General Land Office

Vote For 1

	TOTAL	Election Day	Absentee	Early Voting
Sandragrace Martinez	32	12	5	15
Jay Kleberg	4	2	1	1

DEM County Judge County Races

Vote For 1

	TOTAL	Election Day	Absentee	Early Voting
Ina Minjarez	15	7	2	6
Peter Sakai	24	7	4	13

DEM Judge, County Court at Law No. 2 County Races

Vote For 1

	TOTAL	Election Day	Absentee	Early Voting
Melissa Saenz	18	8	1	9
Maria Teresa Garcia	18	6	5	7

DEM District Clerk County Races

Vote For 1

	TOTAL	Election Day	Absentee	Early Voting
Gloria A. Martinez	22	8	3	11
Christine "Chris" Castillo	14	6	3	5

Summary Results Report
May 24, 2022 Joint Primary Runoff Election
May 24, 2022

UNOFFICIAL RESULTS

Bexar County

2034

Statistics

	TOTAL	Election Day	Absentee	Early Voting
Registered Voters - Total	1,503			
Ballots Cast - Total	32	13	4	15
Ballots Cast - Democratic Party	27	10	4	13
Voter Turnout - Total	2.13%			

DEM Lieutenant Governor

Vote For 1

	TOTAL	Election Day	Absentee	Early Voting
Michelle Beckley	15	7	1	7
Mike Collier	11	3	3	5

DEM Attorney General

Vote For 1

	TOTAL	Election Day	Absentee	Early Voting
Rochelle Mercedes Garza	21	9	4	8
Joe Jaworski	5	1	0	4

DEM Comptroller of Public Accounts

Vote For 1

	TOTAL	Election Day	Absentee	Early Voting
Angel Luis Vega	18	7	2	9
Janet T. Dudding	7	3	2	2

DEM Commissioner of the General Land Office

Vote For 1

	TOTAL	Election Day	Absentee	Early Voting
Sandragrace Martinez	19	9	2	8
Jay Kleberg	7	1	2	4

DEM County Judge County Races

Vote For 1

	TOTAL	Election Day	Absentee	Early Voting
Ina Minjarez	8	4	1	3
Peter Sakai	19	6	3	10

DEM Judge, County Court at Law No. 2 County Races

Vote For 1

	TOTAL	Election Day	Absentee	Early Voting
Melissa Saenz	10	3	2	5
Maria Teresa Garcia	16	7	2	7

DEM District Clerk County Races

Vote For 1

	TOTAL	Election Day	Absentee	Early Voting
Gloria A. Martinez	12	7	1	4
Christine "Chris" Castillo	14	3	3	8

Summary Results Report
May 24, 2022 Joint Primary Runoff Election
May 24, 2022

UNOFFICIAL RESULTS

Bexar County

2035

Statistics

	TOTAL	Election Day	Absentee	Early Voting
Registered Voters - Total	1,334			
Ballots Cast - Total	254	98	41	115
Ballots Cast - Democratic Party	213	78	35	100
Voter Turnout - Total	19.04%			

DEM Lieutenant Governor

Vote For 1

	TOTAL	Election Day	Absentee	Early Voting
Michelle Beckley	80	35	12	33
Mike Collier	120	36	22	62

DEM Attorney General

Vote For 1

	TOTAL	Election Day	Absentee	Early Voting
Rochelle Mercedes Garza	114	51	16	47
Joe Jaworski	89	22	17	50

DEM Comptroller of Public Accounts

Vote For 1

	TOTAL	Election Day	Absentee	Early Voting
Angel Luis Vega	80	25	17	38
Janet T. Dudding	110	39	16	55

DEM Commissioner of the General Land Office

Vote For 1

	TOTAL	Election Day	Absentee	Early Voting
Sandragrace Martinez	82	30	17	35
Jay Kleberg	118	40	17	61

DEM County Judge County Races

Vote For 1

	TOTAL	Election Day	Absentee	Early Voting
Ina Minjarez	72	35	10	27
Peter Sakai	139	42	25	72

DEM Judge, County Court at Law No. 2 County Races

Vote For 1

	TOTAL	Election Day	Absentee	Early Voting
Melissa Saenz	115	41	17	57
Maria Teresa Garcia	79	28	15	36

DEM District Clerk County Races

Vote For 1

	TOTAL	Election Day	Absentee	Early Voting
Gloria A. Martinez	85	32	13	40
Christine "Chris" Castillo	110	34	21	55

Summary Results Report
May 24, 2022 Joint Primary Runoff Election
May 24, 2022

UNOFFICIAL RESULTS

Bexar County

2036

Statistics

	TOTAL	Election Day	Absentee	Early Voting
Registered Voters - Total	1,550			
Ballots Cast - Total	401	173	50	178
Ballots Cast - Democratic Party	302	121	38	143
Voter Turnout - Total	25.87%			

DEM Lieutenant Governor

Vote For 1

	TOTAL	Election Day	Absentee	Early Voting
Michelle Beckley	96	54	7	35
Mike Collier	190	60	29	101

DEM Attorney General

Vote For 1

	TOTAL	Election Day	Absentee	Early Voting
Rochelle Mercedes Garza	183	77	26	80
Joe Jaworski	105	38	11	56

DEM Comptroller of Public Accounts

Vote For 1

	TOTAL	Election Day	Absentee	Early Voting
Angel Luis Vega	83	43	12	28
Janet T. Dudding	175	57	22	96

DEM Commissioner of the General Land Office

Vote For 1

	TOTAL	Election Day	Absentee	Early Voting
Sandragrace Martinez	76	38	11	27
Jay Kleberg	205	68	27	110

DEM County Judge County Races

Vote For 1

	TOTAL	Election Day	Absentee	Early Voting
Ina Minjarez	74	43	8	23
Peter Sakai	227	78	30	119

DEM Judge, County Court at Law No. 2 County Races

Vote For 1

	TOTAL	Election Day	Absentee	Early Voting
Melissa Saenz	162	66	25	71
Maria Teresa Garcia	107	41	12	54

DEM District Clerk County Races

Vote For 1

	TOTAL	Election Day	Absentee	Early Voting
Gloria A. Martinez	92	43	16	33
Christine "Chris" Castillo	173	61	20	92

Summary Results Report
May 24, 2022 Joint Primary Runoff Election
May 24, 2022

UNOFFICIAL RESULTS

Bexar County

2037

Statistics

	TOTAL	Election Day	Absentee	Early Voting
Registered Voters - Total	1,542			
Ballots Cast - Total	185	69	19	97
Ballots Cast - Democratic Party	95	34	13	48
Voter Turnout - Total	12.00%			

DEM Lieutenant Governor

Vote For 1

	TOTAL	Election Day	Absentee	Early Voting
Michelle Beckley	47	15	9	23
Mike Collier	44	18	4	22

DEM Attorney General

Vote For 1

	TOTAL	Election Day	Absentee	Early Voting
Rochelle Mercedes Garza	65	25	10	30
Joe Jaworski	27	8	3	16

DEM Comptroller of Public Accounts

Vote For 1

	TOTAL	Election Day	Absentee	Early Voting
Angel Luis Vega	37	11	5	21
Janet T. Dudding	51	20	8	23

DEM Commissioner of the General Land Office

Vote For 1

	TOTAL	Election Day	Absentee	Early Voting
Sandragrace Martinez	50	16	9	25
Jay Kleberg	41	16	4	21

DEM Member, State Board of Education, District 1 State Board of Education, District 1

Vote For 1

	TOTAL	Election Day	Absentee	Early Voting
Melissa N. Ortega	49	19	6	24
Laura Marquez	42	13	7	22

DEM County Judge County Races

Vote For 1

	TOTAL	Election Day	Absentee	Early Voting
Ina Minjarez	37	14	7	16
Peter Sakai	56	18	6	32

DEM Judge, County Court at Law No. 2 County Races

Vote For 1

	TOTAL	Election Day	Absentee	Early Voting
Melissa Saenz	52	19	8	25
Maria Teresa Garcia	37	12	5	20

Summary Results Report
May 24, 2022 Joint Primary Runoff Election
May 24, 2022

UNOFFICIAL RESULTS

Bexar County

2037

DEM District Clerk County Races

Vote For 1

	TOTAL	Election Day	Absentee	Early Voting
Gloria A. Martinez	42	15	7	20
Christine "Chris" Castillo	48	17	6	25

RETRIEVED FROM DEMOCRACYDOCKET.COM

Summary Results Report
May 24, 2022 Joint Primary Runoff Election
May 24, 2022

UNOFFICIAL RESULTS

Bexar County

2038

Statistics

	TOTAL	Election Day	Absentee	Early Voting
Registered Voters - Total	1,223			
Ballots Cast - Total	210	84	33	93
Ballots Cast - Democratic Party	142	51	25	66
Voter Turnout - Total	17.17%			

DEM Lieutenant Governor

Vote For 1

	TOTAL	Election Day	Absentee	Early Voting
Michelle Beckley	59	26	10	23
Mike Collier	77	24	15	38

DEM Attorney General

Vote For 1

	TOTAL	Election Day	Absentee	Early Voting
Rochelle Mercedes Garza	93	38	13	42
Joe Jaworski	40	11	12	17

DEM Comptroller of Public Accounts

Vote For 1

	TOTAL	Election Day	Absentee	Early Voting
Angel Luis Vega	61	24	13	24
Janet T. Dudding	66	25	11	30

DEM Commissioner of the General Land Office

Vote For 1

	TOTAL	Election Day	Absentee	Early Voting
Sandragrace Martinez	65	26	9	30
Jay Kleberg	68	23	16	29

DEM County Judge County Races

Vote For 1

	TOTAL	Election Day	Absentee	Early Voting
Ina Minjarez	60	25	11	24
Peter Sakai	82	26	14	42

DEM Judge, County Court at Law No. 2 County Races

Vote For 1

	TOTAL	Election Day	Absentee	Early Voting
Melissa Saenz	81	30	16	35
Maria Teresa Garcia	45	16	8	21

DEM District Clerk County Races

Vote For 1

	TOTAL	Election Day	Absentee	Early Voting
Gloria A. Martinez	54	25	13	16
Christine "Chris" Castillo	78	22	12	44

Summary Results Report
May 24, 2022 Joint Primary Runoff Election
May 24, 2022

UNOFFICIAL RESULTS

Bexar County

2039

Statistics

	TOTAL	Election Day	Absentee	Early Voting
Registered Voters - Total	1,337			
Ballots Cast - Total	182	98	24	60
Ballots Cast - Democratic Party	158	86	23	49
Voter Turnout - Total	13.61%			

DEM Lieutenant Governor

Vote For 1

	TOTAL	Election Day	Absentee	Early Voting
Michelle Beckley	82	46	9	27
Mike Collier	68	36	12	20

DEM Attorney General

Vote For 1

	TOTAL	Election Day	Absentee	Early Voting
Rochelle Mercedes Garza	118	72	12	34
Joe Jaworski	35	12	9	14

DEM Comptroller of Public Accounts

Vote For 1

	TOTAL	Election Day	Absentee	Early Voting
Angel Luis Vega	83	43	13	27
Janet T. Dudding	63	37	7	19

DEM Commissioner of the General Land Office

Vote For 1

	TOTAL	Election Day	Absentee	Early Voting
Sandragrace Martinez	104	54	16	34
Jay Kleberg	48	29	5	14

DEM County Judge County Races

Vote For 1

	TOTAL	Election Day	Absentee	Early Voting
Ina Minjarez	58	36	9	13
Peter Sakai	99	50	14	35

DEM Judge, County Court at Law No. 2 County Races

Vote For 1

	TOTAL	Election Day	Absentee	Early Voting
Melissa Saenz	83	50	11	22
Maria Teresa Garcia	64	31	12	21

DEM District Clerk County Races

Vote For 1

	TOTAL	Election Day	Absentee	Early Voting
Gloria A. Martinez	88	46	14	28
Christine "Chris" Castillo	60	36	5	19

Summary Results Report
May 24, 2022 Joint Primary Runoff Election
May 24, 2022

UNOFFICIAL RESULTS

Bexar County

2040

Statistics

	TOTAL	Election Day	Absentee	Early Voting
Registered Voters - Total	2,581			
Ballots Cast - Total	268	109	74	85
Ballots Cast - Democratic Party	202	73	70	59
Voter Turnout - Total	10.38%			

DEM Lieutenant Governor

Vote For 1

	TOTAL	Election Day	Absentee	Early Voting
Michelle Beckley	106	46	28	32
Mike Collier	83	20	41	22

DEM Attorney General

Vote For 1

	TOTAL	Election Day	Absentee	Early Voting
Rochelle Mercedes Garza	150	61	49	40
Joe Jaworski	41	7	20	14

DEM Comptroller of Public Accounts

Vote For 1

	TOTAL	Election Day	Absentee	Early Voting
Angel Luis Vega	116	47	37	32
Janet T. Dudding	72	17	32	23

DEM Commissioner of the General Land Office

Vote For 1

	TOTAL	Election Day	Absentee	Early Voting
Sandragrace Martinez	137	54	45	38
Jay Kleberg	58	15	25	18

DEM County Judge County Races

Vote For 1

	TOTAL	Election Day	Absentee	Early Voting
Ina Minjarez	73	30	21	22
Peter Sakai	127	43	49	35

DEM Judge, County Court at Law No. 2 County Races

Vote For 1

	TOTAL	Election Day	Absentee	Early Voting
Melissa Saenz	114	35	40	39
Maria Teresa Garcia	78	32	28	18

DEM District Clerk County Races

Vote For 1

	TOTAL	Election Day	Absentee	Early Voting
Gloria A. Martinez	103	40	36	27
Christine "Chris" Castillo	90	27	32	31

Summary Results Report
May 24, 2022 Joint Primary Runoff Election
May 24, 2022

UNOFFICIAL RESULTS

Bexar County

2041

Statistics

	TOTAL	Election Day	Absentee	Early Voting
Registered Voters - Total	2,806			
Ballots Cast - Total	252	82	55	115
Ballots Cast - Democratic Party	207	61	54	92
Voter Turnout - Total	8.98%			

DEM Lieutenant Governor

Vote For 1

	TOTAL	Election Day	Absentee	Early Voting
Michelle Beckley	111	34	31	46
Mike Collier	87	25	21	41

DEM Attorney General

Vote For 1

	TOTAL	Election Day	Absentee	Early Voting
Rochelle Mercedes Garza	153	51	38	64
Joe Jaworski	45	5	14	26

DEM Comptroller of Public Accounts

Vote For 1

	TOTAL	Election Day	Absentee	Early Voting
Angel Luis Vega	140	37	33	70
Janet T. Dudding	52	19	15	18

DEM Commissioner of the General Land Office

Vote For 1

	TOTAL	Election Day	Absentee	Early Voting
Sandragrace Martinez	158	51	35	72
Jay Kleberg	37	7	13	17

DEM County Judge County Races

Vote For 1

	TOTAL	Election Day	Absentee	Early Voting
Ina Minjarez	84	30	21	33
Peter Sakai	121	31	32	58

DEM Judge, County Court at Law No. 2 County Races

Vote For 1

	TOTAL	Election Day	Absentee	Early Voting
Melissa Saenz	114	41	27	46
Maria Teresa Garcia	84	16	24	44

DEM District Clerk County Races

Vote For 1

	TOTAL	Election Day	Absentee	Early Voting
Gloria A. Martinez	124	33	34	57
Christine "Chris" Castillo	71	24	14	33

Summary Results Report
May 24, 2022 Joint Primary Runoff Election
May 24, 2022

UNOFFICIAL RESULTS

Bexar County

2042

Statistics

	TOTAL	Election Day	Absentee	Early Voting
Registered Voters - Total	1,752			
Ballots Cast - Total	97	38	26	33
Ballots Cast - Democratic Party	82	27	26	29
Voter Turnout - Total	5.54%			

DEM Lieutenant Governor

Vote For 1

	TOTAL	Election Day	Absentee	Early Voting
Michelle Beckley	43	13	10	20
Mike Collier	35	11	16	8

DEM Attorney General

Vote For 1

	TOTAL	Election Day	Absentee	Early Voting
Rochelle Mercedes Garza	61	22	15	24
Joe Jaworski	18	4	10	4

DEM Comptroller of Public Accounts

Vote For 1

	TOTAL	Election Day	Absentee	Early Voting
Angel Luis Vega	53	19	16	18
Janet T. Dudding	26	7	8	11

DEM Commissioner of the General Land Office

Vote For 1

	TOTAL	Election Day	Absentee	Early Voting
Sandragrace Martinez	56	18	14	24
Jay Kleberg	21	7	10	4

DEM County Judge County Races

Vote For 1

	TOTAL	Election Day	Absentee	Early Voting
Ina Minjarez	29	11	5	13
Peter Sakai	53	16	21	16

DEM Judge, County Court at Law No. 2 County Races

Vote For 1

	TOTAL	Election Day	Absentee	Early Voting
Melissa Saenz	46	13	17	16
Maria Teresa Garcia	32	11	9	12

DEM District Clerk County Races

Vote For 1

	TOTAL	Election Day	Absentee	Early Voting
Gloria A. Martinez	50	13	19	18
Christine "Chris" Castillo	28	13	5	10

Summary Results Report
May 24, 2022 Joint Primary Runoff Election
May 24, 2022

UNOFFICIAL RESULTS

Bexar County

2043

Statistics

	TOTAL	Election Day	Absentee	Early Voting
Registered Voters - Total	2,297			
Ballots Cast - Total	111	53	15	43
Ballots Cast - Democratic Party	96	46	13	37
Voter Turnout - Total	4.83%			

DEM Lieutenant Governor

Vote For 1

	TOTAL	Election Day	Absentee	Early Voting
Michelle Beckley	67	34	9	24
Mike Collier	20	7	4	9

DEM Attorney General

Vote For 1

	TOTAL	Election Day	Absentee	Early Voting
Rochelle Mercedes Garza	76	39	7	30
Joe Jaworski	16	5	6	5

DEM Comptroller of Public Accounts

Vote For 1

	TOTAL	Election Day	Absentee	Early Voting
Angel Luis Vega	64	31	7	26
Janet T. Dudding	25	9	6	10

DEM Commissioner of the General Land Office

Vote For 1

	TOTAL	Election Day	Absentee	Early Voting
Sandragrace Martinez	76	39	7	30
Jay Kleberg	12	2	5	5

DEM County Judge County Races

Vote For 1

	TOTAL	Election Day	Absentee	Early Voting
Ina Minjarez	52	25	7	20
Peter Sakai	43	20	6	17

DEM Judge, County Court at Law No. 2 County Races

Vote For 1

	TOTAL	Election Day	Absentee	Early Voting
Melissa Saenz	48	20	7	21
Maria Teresa Garcia	40	21	6	13

DEM District Clerk County Races

Vote For 1

	TOTAL	Election Day	Absentee	Early Voting
Gloria A. Martinez	63	30	9	24
Christine "Chris" Castillo	27	11	4	12

Summary Results Report
May 24, 2022 Joint Primary Runoff Election
May 24, 2022

UNOFFICIAL RESULTS

Bexar County

2044

Statistics

	TOTAL	Election Day	Absentee	Early Voting
Registered Voters - Total	2,613			
Ballots Cast - Total	104	39	21	44
Ballots Cast - Democratic Party	90	33	21	36
Voter Turnout - Total	3.98%			

DEM Lieutenant Governor

Vote For 1

	TOTAL	Election Day	Absentee	Early Voting
Michelle Beckley	58	18	14	26
Mike Collier	24	10	5	9

DEM Attorney General

Vote For 1

	TOTAL	Election Day	Absentee	Early Voting
Rochelle Mercedes Garza	72	28	15	29
Joe Jaworski	14	2	5	7

DEM Comptroller of Public Accounts

Vote For 1

	TOTAL	Election Day	Absentee	Early Voting
Angel Luis Vega	60	24	13	23
Janet T. Dudding	23	5	6	12

DEM Commissioner of the General Land Office

Vote For 1

	TOTAL	Election Day	Absentee	Early Voting
Sandragrace Martinez	67	24	14	29
Jay Kleberg	17	5	6	6

DEM County Judge County Races

Vote For 1

	TOTAL	Election Day	Absentee	Early Voting
Ina Minjarez	47	19	9	19
Peter Sakai	42	14	11	17

DEM Judge, County Court at Law No. 2 County Races

Vote For 1

	TOTAL	Election Day	Absentee	Early Voting
Melissa Saenz	48	14	9	25
Maria Teresa Garcia	40	17	12	11

DEM District Clerk County Races

Vote For 1

	TOTAL	Election Day	Absentee	Early Voting
Gloria A. Martinez	54	21	11	22
Christine "Chris" Castillo	31	9	9	13

Summary Results Report
May 24, 2022 Joint Primary Runoff Election
May 24, 2022

UNOFFICIAL RESULTS

Bexar County

2045

Statistics

	TOTAL	Election Day	Absentee	Early Voting
Registered Voters - Total	1,159			
Ballots Cast - Total	234	85	19	130
Ballots Cast - Democratic Party	204	70	18	116
Voter Turnout - Total	20.19%			

DEM Lieutenant Governor

Vote For 1

	TOTAL	Election Day	Absentee	Early Voting
Michelle Beckley	72	24	9	39
Mike Collier	114	42	8	64

DEM Attorney General

Vote For 1

	TOTAL	Election Day	Absentee	Early Voting
Rochelle Mercedes Garza	133	53	7	73
Joe Jaworski	61	13	10	38

DEM Comptroller of Public Accounts

Vote For 1

	TOTAL	Election Day	Absentee	Early Voting
Angel Luis Vega	101	37	6	58
Janet T. Dudding	81	27	9	45

DEM Commissioner of the General Land Office

Vote For 1

	TOTAL	Election Day	Absentee	Early Voting
Sandragrace Martinez	100	37	7	56
Jay Kleberg	92	30	9	53

DEM County Judge County Races

Vote For 1

	TOTAL	Election Day	Absentee	Early Voting
Ina Minjarez	58	25	5	28
Peter Sakai	144	43	13	88

DEM Judge, County Court at Law No. 2 County Races

Vote For 1

	TOTAL	Election Day	Absentee	Early Voting
Melissa Saenz	125	42	12	71
Maria Teresa Garcia	60	23	3	34

DEM District Clerk County Races

Vote For 1

	TOTAL	Election Day	Absentee	Early Voting
Gloria A. Martinez	90	32	9	49
Christine "Chris" Castillo	92	31	6	55

Summary Results Report
May 24, 2022 Joint Primary Runoff Election
May 24, 2022

UNOFFICIAL RESULTS

Bexar County

2046

Statistics

	TOTAL	Election Day	Absentee	Early Voting
Registered Voters - Total	1,844			
Ballots Cast - Total	322	146	30	146
Ballots Cast - Democratic Party	275	120	29	126
Voter Turnout - Total	17.46%			

DEM Lieutenant Governor

Vote For 1

	TOTAL	Election Day	Absentee	Early Voting
Michelle Beckley	110	53	8	49
Mike Collier	152	58	20	74

DEM Attorney General

Vote For 1

	TOTAL	Election Day	Absentee	Early Voting
Rochelle Mercedes Garza	163	75	16	72
Joe Jaworski	103	38	13	52

DEM Comptroller of Public Accounts

Vote For 1

	TOTAL	Election Day	Absentee	Early Voting
Angel Luis Vega	142	50	14	78
Janet T. Dudding	116	58	14	44

DEM Commissioner of the General Land Office

Vote For 1

	TOTAL	Election Day	Absentee	Early Voting
Sandragrace Martinez	140	54	14	72
Jay Kleberg	119	54	14	51

DEM County Judge County Races

Vote For 1

	TOTAL	Election Day	Absentee	Early Voting
Ina Minjarez	99	42	7	50
Peter Sakai	173	75	22	76

DEM Judge, County Court at Law No. 2 County Races

Vote For 1

	TOTAL	Election Day	Absentee	Early Voting
Melissa Saenz	156	64	15	77
Maria Teresa Garcia	92	37	13	42

DEM District Clerk County Races

Vote For 1

	TOTAL	Election Day	Absentee	Early Voting
Gloria A. Martinez	127	54	13	60
Christine "Chris" Castillo	125	49	14	62

Summary Results Report
May 24, 2022 Joint Primary Runoff Election
May 24, 2022

UNOFFICIAL RESULTS

Bexar County

2047

Statistics

	TOTAL	Election Day	Absentee	Early Voting
Registered Voters - Total	1,648			
Ballots Cast - Total	216	82	44	90
Ballots Cast - Democratic Party	184	67	42	75
Voter Turnout - Total	13.11%			

DEM Lieutenant Governor

Vote For 1

	TOTAL	Election Day	Absentee	Early Voting
Michelle Beckley	90	40	19	31
Mike Collier	84	25	19	40

DEM Attorney General

Vote For 1

	TOTAL	Election Day	Absentee	Early Voting
Rochelle Mercedes Garza	123	50	24	49
Joe Jaworski	54	15	16	23

DEM Comptroller of Public Accounts

Vote For 1

	TOTAL	Election Day	Absentee	Early Voting
Angel Luis Vega	116	49	26	41
Janet T. Dudding	57	16	12	29

DEM Commissioner of the General Land Office

Vote For 1

	TOTAL	Election Day	Absentee	Early Voting
Sandragrace Martinez	116	53	21	42
Jay Kleberg	60	12	19	29

DEM County Judge County Races

Vote For 1

	TOTAL	Election Day	Absentee	Early Voting
Ina Minjarez	48	20	9	19
Peter Sakai	136	47	33	56

DEM Judge, County Court at Law No. 2 County Races

Vote For 1

	TOTAL	Election Day	Absentee	Early Voting
Melissa Saenz	89	33	21	35
Maria Teresa Garcia	77	31	14	32

DEM District Clerk County Races

Vote For 1

	TOTAL	Election Day	Absentee	Early Voting
Gloria A. Martinez	99	39	21	39
Christine "Chris" Castillo	73	25	16	32

Summary Results Report
May 24, 2022 Joint Primary Runoff Election
May 24, 2022

UNOFFICIAL RESULTS

Bexar County

2048

Statistics

	TOTAL	Election Day	Absentee	Early Voting
Registered Voters - Total	1,816			
Ballots Cast - Total	109	55	16	38
Ballots Cast - Democratic Party	87	39	15	33
Voter Turnout - Total	6.00%			

DEM Lieutenant Governor

Vote For 1

	TOTAL	Election Day	Absentee	Early Voting
Michelle Beckley	45	23	6	16
Mike Collier	37	13	8	16

DEM Attorney General

Vote For 1

	TOTAL	Election Day	Absentee	Early Voting
Rochelle Mercedes Garza	66	30	10	26
Joe Jaworski	19	7	5	7

DEM Comptroller of Public Accounts

Vote For 1

	TOTAL	Election Day	Absentee	Early Voting
Angel Luis Vega	54	27	10	17
Janet T. Dudding	27	10	5	12

DEM Commissioner of the General Land Office

Vote For 1

	TOTAL	Election Day	Absentee	Early Voting
Sandragrace Martinez	62	25	10	27
Jay Kleberg	21	12	5	4

DEM County Judge County Races

Vote For 1

	TOTAL	Election Day	Absentee	Early Voting
Ina Minjarez	31	17	5	9
Peter Sakai	55	21	10	24

DEM Judge, County Court at Law No. 2 County Races

Vote For 1

	TOTAL	Election Day	Absentee	Early Voting
Melissa Saenz	45	20	9	16
Maria Teresa Garcia	37	15	6	16

DEM District Clerk County Races

Vote For 1

	TOTAL	Election Day	Absentee	Early Voting
Gloria A. Martinez	43	22	7	14
Christine "Chris" Castillo	41	14	8	19

Summary Results Report
May 24, 2022 Joint Primary Runoff Election
May 24, 2022

UNOFFICIAL RESULTS

Bexar County

2049

Statistics

	TOTAL	Election Day	Absentee	Early Voting
Registered Voters - Total	2,975			
Ballots Cast - Total	254	83	58	113
Ballots Cast - Democratic Party	207	63	45	99
Voter Turnout - Total	8.54%			

DEM Lieutenant Governor

Vote For 1

	TOTAL	Election Day	Absentee	Early Voting
Michelle Beckley	124	38	28	58
Mike Collier	73	22	16	35

DEM Attorney General

Vote For 1

	TOTAL	Election Day	Absentee	Early Voting
Rochelle Mercedes Garza	153	47	26	80
Joe Jaworski	50	15	19	16

DEM Comptroller of Public Accounts

Vote For 1

	TOTAL	Election Day	Absentee	Early Voting
Angel Luis Vega	138	37	31	70
Janet T. Dudding	59	23	13	23

DEM Commissioner of the General Land Office

Vote For 1

	TOTAL	Election Day	Absentee	Early Voting
Sandragrace Martinez	148	47	27	74
Jay Kleberg	47	12	16	19

DEM County Judge County Races

Vote For 1

	TOTAL	Election Day	Absentee	Early Voting
Ina Minjarez	79	26	16	37
Peter Sakai	126	36	29	61

DEM Judge, County Court at Law No. 2 County Races

Vote For 1

	TOTAL	Election Day	Absentee	Early Voting
Melissa Saenz	123	39	27	57
Maria Teresa Garcia	73	21	16	36

DEM District Clerk County Races

Vote For 1

	TOTAL	Election Day	Absentee	Early Voting
Gloria A. Martinez	122	39	21	62
Christine "Chris" Castillo	77	21	22	34

Summary Results Report
May 24, 2022 Joint Primary Runoff Election
May 24, 2022

UNOFFICIAL RESULTS

Bexar County

2050

Statistics

	TOTAL	Election Day	Absentee	Early Voting
Registered Voters - Total	1,799			
Ballots Cast - Total	196	79	47	70
Ballots Cast - Democratic Party	141	50	42	49
Voter Turnout - Total	10.89%			

DEM Lieutenant Governor

Vote For 1

	TOTAL	Election Day	Absentee	Early Voting
Michelle Beckley	68	26	20	22
Mike Collier	60	18	19	23

DEM Attorney General

Vote For 1

	TOTAL	Election Day	Absentee	Early Voting
Rochelle Mercedes Garza	108	42	30	36
Joe Jaworski	25	5	10	10

DEM Comptroller of Public Accounts

Vote For 1

	TOTAL	Election Day	Absentee	Early Voting
Angel Luis Vega	86	33	24	29
Janet T. Dudding	42	13	13	16

DEM Commissioner of the General Land Office

Vote For 1

	TOTAL	Election Day	Absentee	Early Voting
Sandragrace Martinez	98	42	25	31
Jay Kleberg	35	4	15	16

DEM County Judge County Races

Vote For 1

	TOTAL	Election Day	Absentee	Early Voting
Ina Minjarez	57	26	15	16
Peter Sakai	83	23	27	33

DEM Judge, County Court at Law No. 2 County Races

Vote For 1

	TOTAL	Election Day	Absentee	Early Voting
Melissa Saenz	76	30	22	24
Maria Teresa Garcia	52	15	15	22

DEM District Clerk County Races

Vote For 1

	TOTAL	Election Day	Absentee	Early Voting
Gloria A. Martinez	73	29	15	29
Christine "Chris" Castillo	56	16	21	19

Summary Results Report
May 24, 2022 Joint Primary Runoff Election
May 24, 2022

UNOFFICIAL RESULTS

Bexar County

2051

Statistics

	TOTAL	Election Day	Absentee	Early Voting
Registered Voters - Total	813			
Ballots Cast - Total	68	30	7	31
Ballots Cast - Democratic Party	55	24	7	24
Voter Turnout - Total	8.36%			

DEM Lieutenant Governor

Vote For 1

	TOTAL	Election Day	Absentee	Early Voting
Michelle Beckley	20	12	1	7
Mike Collier	30	9	6	15

DEM Attorney General

Vote For 1

	TOTAL	Election Day	Absentee	Early Voting
Rochelle Mercedes Garza	34	16	3	15
Joe Jaworski	16	6	4	6

DEM Comptroller of Public Accounts

Vote For 1

	TOTAL	Election Day	Absentee	Early Voting
Angel Luis Vega	24	11	2	11
Janet T. Dudding	23	10	4	9

DEM Commissioner of the General Land Office

Vote For 1

	TOTAL	Election Day	Absentee	Early Voting
Sandragrace Martinez	27	13	4	10
Jay Kleberg	22	8	3	11

DEM County Judge County Races

Vote For 1

	TOTAL	Election Day	Absentee	Early Voting
Ina Minjarez	29	15	5	9
Peter Sakai	26	9	2	15

DEM Judge, County Court at Law No. 2 County Races

Vote For 1

	TOTAL	Election Day	Absentee	Early Voting
Melissa Saenz	30	11	5	14
Maria Teresa Garcia	18	10	1	7

DEM District Clerk County Races

Vote For 1

	TOTAL	Election Day	Absentee	Early Voting
Gloria A. Martinez	25	13	2	10
Christine "Chris" Castillo	25	10	4	11

Summary Results Report
May 24, 2022 Joint Primary Runoff Election
May 24, 2022

UNOFFICIAL RESULTS

Bexar County

2052

Statistics

	TOTAL	Election Day	Absentee	Early Voting
Registered Voters - Total	1,040			
Ballots Cast - Total	59	27	6	26
Ballots Cast - Democratic Party	48	21	5	22
Voter Turnout - Total	5.67%			

DEM Lieutenant Governor

Vote For 1

	TOTAL	Election Day	Absentee	Early Voting
Michelle Beckley	25	11	3	11
Mike Collier	18	7	2	9

DEM Attorney General

Vote For 1

	TOTAL	Election Day	Absentee	Early Voting
Rochelle Mercedes Garza	27	11	2	14
Joe Jaworski	19	8	3	8

DEM Comptroller of Public Accounts

Vote For 1

	TOTAL	Election Day	Absentee	Early Voting
Angel Luis Vega	37	16	5	16
Janet T. Dudding	7	3	0	4

DEM Commissioner of the General Land Office

Vote For 1

	TOTAL	Election Day	Absentee	Early Voting
Sandragrace Martinez	34	14	3	17
Jay Kleberg	10	6	2	2

DEM County Judge County Races

Vote For 1

	TOTAL	Election Day	Absentee	Early Voting
Ina Minjarez	16	8	1	7
Peter Sakai	32	13	4	15

DEM Judge, County Court at Law No. 2 County Races

Vote For 1

	TOTAL	Election Day	Absentee	Early Voting
Melissa Saenz	19	7	2	10
Maria Teresa Garcia	26	14	2	10

DEM District Clerk County Races

Vote For 1

	TOTAL	Election Day	Absentee	Early Voting
Gloria A. Martinez	27	12	4	11
Christine "Chris" Castillo	17	8	0	9

Summary Results Report
May 24, 2022 Joint Primary Runoff Election
May 24, 2022

UNOFFICIAL RESULTS

Bexar County

2053

Statistics

	TOTAL	Election Day	Absentee	Early Voting
Registered Voters - Total	1,268			
Ballots Cast - Total	103	60	17	26
Ballots Cast - Democratic Party	84	47	17	20
Voter Turnout - Total	8.12%			

DEM Lieutenant Governor

Vote For 1

	TOTAL	Election Day	Absentee	Early Voting
Michelle Beckley	42	24	8	10
Mike Collier	35	18	9	8

DEM Attorney General

Vote For 1

	TOTAL	Election Day	Absentee	Early Voting
Rochelle Mercedes Garza	62	39	6	17
Joe Jaworski	15	4	10	1

DEM Comptroller of Public Accounts

Vote For 1

	TOTAL	Election Day	Absentee	Early Voting
Angel Luis Vega	52	26	17	9
Janet T. Dudding	27	17	0	10

DEM Commissioner of the General Land Office

Vote For 1

	TOTAL	Election Day	Absentee	Early Voting
Sandragrace Martinez	53	29	11	13
Jay Kleberg	26	14	6	6

DEM County Judge County Races

Vote For 1

	TOTAL	Election Day	Absentee	Early Voting
Ina Minjarez	34	19	7	8
Peter Sakai	48	26	10	12

DEM Judge, County Court at Law No. 2 County Races

Vote For 1

	TOTAL	Election Day	Absentee	Early Voting
Melissa Saenz	35	21	6	8
Maria Teresa Garcia	43	21	11	11

DEM District Clerk County Races

Vote For 1

	TOTAL	Election Day	Absentee	Early Voting
Gloria A. Martinez	41	20	14	7
Christine "Chris" Castillo	39	24	3	12

Summary Results Report
May 24, 2022 Joint Primary Runoff Election
May 24, 2022

UNOFFICIAL RESULTS

Bexar County

2054

Statistics

	TOTAL	Election Day	Absentee	Early Voting
Registered Voters - Total	1,945			
Ballots Cast - Total	266	133	42	91
Ballots Cast - Democratic Party	226	107	39	80
Voter Turnout - Total	13.68%			

DEM Lieutenant Governor

Vote For 1

	TOTAL	Election Day	Absentee	Early Voting
Michelle Beckley	89	46	9	34
Mike Collier	128	55	30	43

DEM Attorney General

Vote For 1

	TOTAL	Election Day	Absentee	Early Voting
Rochelle Mercedes Garza	146	73	21	52
Joe Jaworski	69	28	16	25

DEM Comptroller of Public Accounts

Vote For 1

	TOTAL	Election Day	Absentee	Early Voting
Angel Luis Vega	97	50	15	32
Janet T. Dudding	110	46	22	42

DEM Commissioner of the General Land Office

Vote For 1

	TOTAL	Election Day	Absentee	Early Voting
Sandragrace Martinez	107	55	17	35
Jay Kleberg	107	45	21	41

DEM County Judge County Races

Vote For 1

	TOTAL	Election Day	Absentee	Early Voting
Ina Minjarez	87	46	14	27
Peter Sakai	134	58	25	51

DEM Judge, County Court at Law No. 2 County Races

Vote For 1

	TOTAL	Election Day	Absentee	Early Voting
Melissa Saenz	125	57	23	45
Maria Teresa Garcia	80	36	16	28

DEM District Clerk County Races

Vote For 1

	TOTAL	Election Day	Absentee	Early Voting
Gloria A. Martinez	114	51	27	36
Christine "Chris" Castillo	100	49	11	40

Summary Results Report
May 24, 2022 Joint Primary Runoff Election
May 24, 2022

UNOFFICIAL RESULTS

Bexar County

2054

DEM Precinct Chair, Precinct No. 2054 Precinct Chair 2054

Vote For 1

	TOTAL	Election Day	Absentee	Early Voting
Roslynn Graves	110	55	15	40
Bea Caraway	76	34	18	24

RETRIEVED FROM DEMOCRACYDOCKET.COM

Summary Results Report
May 24, 2022 Joint Primary Runoff Election
May 24, 2022

UNOFFICIAL RESULTS

Bexar County

2055

Statistics

	TOTAL	Election Day	Absentee	Early Voting
Registered Voters - Total	1,690			
Ballots Cast - Total	158	76	27	55
Ballots Cast - Democratic Party	126	57	26	43
Voter Turnout - Total	9.35%			

DEM Lieutenant Governor

Vote For 1

	TOTAL	Election Day	Absentee	Early Voting
Michelle Beckley	35	21	6	8
Mike Collier	85	31	20	34

DEM Attorney General

Vote For 1

	TOTAL	Election Day	Absentee	Early Voting
Rochelle Mercedes Garza	84	42	12	30
Joe Jaworski	38	11	14	13

DEM Comptroller of Public Accounts

Vote For 1

	TOTAL	Election Day	Absentee	Early Voting
Angel Luis Vega	31	16	5	10
Janet T. Dudding	85	35	21	29

DEM Commissioner of the General Land Office

Vote For 1

	TOTAL	Election Day	Absentee	Early Voting
Sandragrace Martinez	31	15	3	13
Jay Kleberg	87	34	23	30

DEM County Judge County Races

Vote For 1

	TOTAL	Election Day	Absentee	Early Voting
Ina Minjarez	47	28	7	12
Peter Sakai	74	26	19	29

DEM Judge, County Court at Law No. 2 County Races

Vote For 1

	TOTAL	Election Day	Absentee	Early Voting
Melissa Saenz	63	28	18	17
Maria Teresa Garcia	42	19	8	15

DEM District Clerk County Races

Vote For 1

	TOTAL	Election Day	Absentee	Early Voting
Gloria A. Martinez	43	22	10	11
Christine "Chris" Castillo	68	29	15	24

Summary Results Report
May 24, 2022 Joint Primary Runoff Election
May 24, 2022

UNOFFICIAL RESULTS

Bexar County

2056

Statistics

	TOTAL	Election Day	Absentee	Early Voting
Registered Voters - Total	1,424			
Ballots Cast - Total	131	63	29	39
Ballots Cast - Democratic Party	109	46	29	34
Voter Turnout - Total	9.20%			

DEM Lieutenant Governor

Vote For 1

	TOTAL	Election Day	Absentee	Early Voting
Michelle Beckley	55	25	15	15
Mike Collier	49	17	14	18

DEM Attorney General

Vote For 1

	TOTAL	Election Day	Absentee	Early Voting
Rochelle Mercedes Garza	76	37	18	21
Joe Jaworski	29	6	11	12

DEM Comptroller of Public Accounts

Vote For 1

	TOTAL	Election Day	Absentee	Early Voting
Angel Luis Vega	62	28	19	15
Janet T. Dudding	34	11	10	13

DEM Commissioner of the General Land Office

Vote For 1

	TOTAL	Election Day	Absentee	Early Voting
Sandragrace Martinez	71	33	22	16
Jay Kleberg	30	8	7	15

DEM County Judge County Races

Vote For 1

	TOTAL	Election Day	Absentee	Early Voting
Ina Minjarez	36	19	10	7
Peter Sakai	70	24	19	27

DEM Judge, County Court at Law No. 2 County Races

Vote For 1

	TOTAL	Election Day	Absentee	Early Voting
Melissa Saenz	54	25	14	15
Maria Teresa Garcia	47	16	15	16

DEM District Clerk County Races

Vote For 1

	TOTAL	Election Day	Absentee	Early Voting
Gloria A. Martinez	55	24	19	12
Christine "Chris" Castillo	46	17	10	19

Summary Results Report
May 24, 2022 Joint Primary Runoff Election
May 24, 2022

UNOFFICIAL RESULTS

Bexar County

2057

Statistics

	TOTAL	Election Day	Absentee	Early Voting
Registered Voters - Total	2,325			
Ballots Cast - Total	136	74	27	35
Ballots Cast - Democratic Party	111	60	24	27
Voter Turnout - Total	5.85%			

DEM Lieutenant Governor

Vote For 1

	TOTAL	Election Day	Absentee	Early Voting
Michelle Beckley	61	32	11	18
Mike Collier	39	22	12	5

DEM Attorney General

Vote For 1

	TOTAL	Election Day	Absentee	Early Voting
Rochelle Mercedes Garza	77	42	16	19
Joe Jaworski	28	12	8	8

DEM Comptroller of Public Accounts

Vote For 1

	TOTAL	Election Day	Absentee	Early Voting
Angel Luis Vega	71	38	16	17
Janet T. Dudding	29	15	7	7

DEM Commissioner of the General Land Office

Vote For 1

	TOTAL	Election Day	Absentee	Early Voting
Sandragrace Martinez	76	42	16	18
Jay Kleberg	28	13	8	7

DEM County Judge County Races

Vote For 1

	TOTAL	Election Day	Absentee	Early Voting
Ina Minjarez	40	24	3	13
Peter Sakai	66	31	21	14

DEM Judge, County Court at Law No. 2 County Races

Vote For 1

	TOTAL	Election Day	Absentee	Early Voting
Melissa Saenz	46	28	9	9
Maria Teresa Garcia	57	25	15	17

DEM District Clerk County Races

Vote For 1

	TOTAL	Election Day	Absentee	Early Voting
Gloria A. Martinez	57	34	11	12
Christine "Chris" Castillo	45	19	12	14

Summary Results Report
May 24, 2022 Joint Primary Runoff Election
May 24, 2022

UNOFFICIAL RESULTS

Bexar County

2058

Statistics

	TOTAL	Election Day	Absentee	Early Voting
Registered Voters - Total	2,251			
Ballots Cast - Total	137	66	22	49
Ballots Cast - Democratic Party	111	50	22	39
Voter Turnout - Total	6.09%			

DEM Lieutenant Governor

Vote For 1

	TOTAL	Election Day	Absentee	Early Voting
Michelle Beckley	63	31	9	23
Mike Collier	41	14	11	16

DEM Attorney General

Vote For 1

	TOTAL	Election Day	Absentee	Early Voting
Rochelle Mercedes Garza	82	36	14	32
Joe Jaworski	26	11	8	7

DEM Comptroller of Public Accounts

Vote For 1

	TOTAL	Election Day	Absentee	Early Voting
Angel Luis Vega	63	28	11	24
Janet T. Dudding	42	18	9	15

DEM Commissioner of the General Land Office

Vote For 1

	TOTAL	Election Day	Absentee	Early Voting
Sandragrace Martinez	77	38	12	27
Jay Kleberg	29	9	8	12

DEM County Judge County Races

Vote For 1

	TOTAL	Election Day	Absentee	Early Voting
Ina Minjarez	38	18	5	15
Peter Sakai	71	31	17	23

DEM Judge, County Court at Law No. 2 County Races

Vote For 1

	TOTAL	Election Day	Absentee	Early Voting
Melissa Saenz	62	28	11	23
Maria Teresa Garcia	41	17	8	16

DEM District Clerk County Races

Vote For 1

	TOTAL	Election Day	Absentee	Early Voting
Gloria A. Martinez	60	27	12	21
Christine "Chris" Castillo	45	19	8	18

Summary Results Report
May 24, 2022 Joint Primary Runoff Election
May 24, 2022

UNOFFICIAL RESULTS

Bexar County

2059

Statistics

	TOTAL	Election Day	Absentee	Early Voting
Registered Voters - Total	2,296			
Ballots Cast - Total	194	80	32	82
Ballots Cast - Democratic Party	150	58	29	63
Voter Turnout - Total	8.45%			

DEM Lieutenant Governor

Vote For 1

	TOTAL	Election Day	Absentee	Early Voting
Michelle Beckley	74	34	12	28
Mike Collier	70	22	15	33

DEM Attorney General

Vote For 1

	TOTAL	Election Day	Absentee	Early Voting
Rochelle Mercedes Garza	104	42	19	43
Joe Jaworski	43	15	10	18

DEM Comptroller of Public Accounts

Vote For 1

	TOTAL	Election Day	Absentee	Early Voting
Angel Luis Vega	89	35	21	33
Janet T. Dudding	49	19	6	24

DEM Commissioner of the General Land Office

Vote For 1

	TOTAL	Election Day	Absentee	Early Voting
Sandragrace Martinez	91	40	18	33
Jay Kleberg	48	14	10	24

DEM County Judge County Races

Vote For 1

	TOTAL	Election Day	Absentee	Early Voting
Ina Minjarez	47	17	5	25
Peter Sakai	99	39	24	36

DEM Judge, County Court at Law No. 2 County Races

Vote For 1

	TOTAL	Election Day	Absentee	Early Voting
Melissa Saenz	70	27	13	30
Maria Teresa Garcia	73	30	15	28

DEM District Clerk County Races

Vote For 1

	TOTAL	Election Day	Absentee	Early Voting
Gloria A. Martinez	76	32	15	29
Christine "Chris" Castillo	60	23	12	25

Summary Results Report
May 24, 2022 Joint Primary Runoff Election
May 24, 2022

UNOFFICIAL RESULTS

Bexar County

2059

DEM Precinct Chair, Precinct No. 2059 Precinct Chair 2059

Vote For 1

	TOTAL	Election Day	Absentee	Early Voting
Nancy Martinez-Garcia	112	39	25	48
Kelsey Brandt	24	12	3	9

RETRIEVED FROM DEMOCRACYDOCKET.COM

Summary Results Report
May 24, 2022 Joint Primary Runoff Election
May 24, 2022

UNOFFICIAL RESULTS

Bexar County

2060

Statistics

	TOTAL	Election Day	Absentee	Early Voting
Registered Voters - Total	1,461			
Ballots Cast - Total	161	73	19	69
Ballots Cast - Democratic Party	129	55	14	60
Voter Turnout - Total	11.02%			

DEM Lieutenant Governor

Vote For 1

	TOTAL	Election Day	Absentee	Early Voting
Michelle Beckley	70	32	2	36
Mike Collier	52	20	11	21

DEM Attorney General

Vote For 1

	TOTAL	Election Day	Absentee	Early Voting
Rochelle Mercedes Garza	91	39	8	44
Joe Jaworski	32	13	5	14

DEM Comptroller of Public Accounts

Vote For 1

	TOTAL	Election Day	Absentee	Early Voting
Angel Luis Vega	72	30	5	37
Janet T. Dudding	47	21	8	18

DEM Commissioner of the General Land Office

Vote For 1

	TOTAL	Election Day	Absentee	Early Voting
Sandragrace Martinez	86	38	6	42
Jay Kleberg	34	13	7	14

DEM County Judge County Races

Vote For 1

	TOTAL	Election Day	Absentee	Early Voting
Ina Minjarez	37	16	1	20
Peter Sakai	89	39	13	37

DEM Judge, County Court at Law No. 2 County Races

Vote For 1

	TOTAL	Election Day	Absentee	Early Voting
Melissa Saenz	56	20	7	29
Maria Teresa Garcia	62	30	6	26

DEM District Clerk County Races

Vote For 1

	TOTAL	Election Day	Absentee	Early Voting
Gloria A. Martinez	69	32	7	30
Christine "Chris" Castillo	54	19	7	28

Summary Results Report
May 24, 2022 Joint Primary Runoff Election
May 24, 2022

UNOFFICIAL RESULTS

Bexar County

2061

Statistics

	TOTAL	Election Day	Absentee	Early Voting
Registered Voters - Total	1,202			
Ballots Cast - Total	69	29	13	27
Ballots Cast - Democratic Party	50	17	10	23
Voter Turnout - Total	5.74%			

DEM Lieutenant Governor

Vote For 1

	TOTAL	Election Day	Absentee	Early Voting
Michelle Beckley	23	12	0	11
Mike Collier	22	4	9	9

DEM Attorney General

Vote For 1

	TOTAL	Election Day	Absentee	Early Voting
Rochelle Mercedes Garza	36	15	5	16
Joe Jaworski	10	1	3	6

DEM Comptroller of Public Accounts

Vote For 1

	TOTAL	Election Day	Absentee	Early Voting
Angel Luis Vega	24	6	5	13
Janet T. Dudding	22	9	4	9

DEM Commissioner of the General Land Office

Vote For 1

	TOTAL	Election Day	Absentee	Early Voting
Sandragrace Martinez	35	13	6	16
Jay Kleberg	12	3	3	6

DEM County Judge County Races

Vote For 1

	TOTAL	Election Day	Absentee	Early Voting
Ina Minjarez	29	14	2	13
Peter Sakai	19	1	8	10

DEM Judge, County Court at Law No. 2 County Races

Vote For 1

	TOTAL	Election Day	Absentee	Early Voting
Melissa Saenz	29	11	6	12
Maria Teresa Garcia	19	6	3	10

DEM District Clerk County Races

Vote For 1

	TOTAL	Election Day	Absentee	Early Voting
Gloria A. Martinez	25	8	7	10
Christine "Chris" Castillo	22	8	2	12

Summary Results Report
May 24, 2022 Joint Primary Runoff Election
May 24, 2022

UNOFFICIAL RESULTS

Bexar County

2062

Statistics

	TOTAL	Election Day	Absentee	Early Voting
Registered Voters - Total	1,145			
Ballots Cast - Total	135	58	17	60
Ballots Cast - Democratic Party	95	41	14	40
Voter Turnout - Total	11.79%			

DEM Lieutenant Governor

Vote For 1

	TOTAL	Election Day	Absentee	Early Voting
Michelle Beckley	49	23	6	20
Mike Collier	39	15	7	17

DEM Attorney General

Vote For 1

	TOTAL	Election Day	Absentee	Early Voting
Rochelle Mercedes Garza	67	28	9	30
Joe Jaworski	22	10	4	8

DEM Comptroller of Public Accounts

Vote For 1

	TOTAL	Election Day	Absentee	Early Voting
Angel Luis Vega	46	14	6	26
Janet T. Dudding	38	22	7	9

DEM Commissioner of the General Land Office

Vote For 1

	TOTAL	Election Day	Absentee	Early Voting
Sandragrace Martinez	58	25	9	24
Jay Kleberg	25	11	4	10

DEM County Judge County Races

Vote For 1

	TOTAL	Election Day	Absentee	Early Voting
Ina Minjarez	37	16	7	14
Peter Sakai	58	25	7	26

DEM Judge, County Court at Law No. 2 County Races

Vote For 1

	TOTAL	Election Day	Absentee	Early Voting
Melissa Saenz	49	22	7	20
Maria Teresa Garcia	38	16	5	17

DEM District Clerk County Races

Vote For 1

	TOTAL	Election Day	Absentee	Early Voting
Gloria A. Martinez	51	19	8	24
Christine "Chris" Castillo	35	18	5	12

Summary Results Report
May 24, 2022 Joint Primary Runoff Election
May 24, 2022

UNOFFICIAL RESULTS

Bexar County

2063

Statistics

	TOTAL	Election Day	Absentee	Early Voting
Registered Voters - Total	2,037			
Ballots Cast - Total	271	127	30	114
Ballots Cast - Democratic Party	90	44	11	35
Voter Turnout - Total	13.30%			

DEM Lieutenant Governor

Vote For 1

	TOTAL	Election Day	Absentee	Early Voting
Michelle Beckley	44	26	2	16
Mike Collier	41	14	9	18

DEM Attorney General

Vote For 1

	TOTAL	Election Day	Absentee	Early Voting
Rochelle Mercedes Garza	71	35	6	30
Joe Jaworski	14	5	5	4

DEM Comptroller of Public Accounts

Vote For 1

	TOTAL	Election Day	Absentee	Early Voting
Angel Luis Vega	32	19	1	12
Janet T. Dudding	49	20	10	19

DEM Commissioner of the General Land Office

Vote For 1

	TOTAL	Election Day	Absentee	Early Voting
Sandragrace Martinez	49	28	2	19
Jay Kleberg	33	11	9	13

DEM Member, State Board of Education, District 1 State Board of Education, District 1

Vote For 1

	TOTAL	Election Day	Absentee	Early Voting
Melissa N. Ortega	54	24	7	23
Laura Marquez	27	15	4	8

DEM County Judge County Races

Vote For 1

	TOTAL	Election Day	Absentee	Early Voting
Ina Minjarez	39	19	4	16
Peter Sakai	49	23	7	19

DEM Judge, County Court at Law No. 2 County Races

Vote For 1

	TOTAL	Election Day	Absentee	Early Voting
Melissa Saenz	49	25	8	16
Maria Teresa Garcia	28	13	2	13

Summary Results Report
May 24, 2022 Joint Primary Runoff Election
May 24, 2022

UNOFFICIAL RESULTS

Bexar County

2063

DEM District Clerk County Races

Vote For 1

	TOTAL	Election Day	Absentee	Early Voting
Gloria A. Martinez	40	20	3	17
Christine "Chris" Castillo	40	18	7	15

RETRIEVED FROM DEMOCRACYDOCKET.COM

Summary Results Report
May 24, 2022 Joint Primary Runoff Election
May 24, 2022

UNOFFICIAL RESULTS

Bexar County

2064

Statistics

	TOTAL	Election Day	Absentee	Early Voting
Registered Voters - Total	2,337			
Ballots Cast - Total	222	96	34	92
Ballots Cast - Democratic Party	153	51	34	68
Voter Turnout - Total	9.50%			

DEM Lieutenant Governor

Vote For 1

	TOTAL	Election Day	Absentee	Early Voting
Michelle Beckley	78	31	14	33
Mike Collier	67	15	19	33

DEM Attorney General

Vote For 1

	TOTAL	Election Day	Absentee	Early Voting
Rochelle Mercedes Garza	114	39	21	54
Joe Jaworski	32	8	12	12

DEM Comptroller of Public Accounts

Vote For 1

	TOTAL	Election Day	Absentee	Early Voting
Angel Luis Vega	81	31	14	36
Janet T. Dudding	63	15	18	30

DEM Commissioner of the General Land Office

Vote For 1

	TOTAL	Election Day	Absentee	Early Voting
Sandragrace Martinez	93	33	16	44
Jay Kleberg	50	11	17	22

DEM County Judge County Races

Vote For 1

	TOTAL	Election Day	Absentee	Early Voting
Ina Minjarez	51	17	12	22
Peter Sakai	100	32	22	46

DEM Judge, County Court at Law No. 2 County Races

Vote For 1

	TOTAL	Election Day	Absentee	Early Voting
Melissa Saenz	79	27	18	34
Maria Teresa Garcia	64	19	13	32

DEM District Clerk County Races

Vote For 1

	TOTAL	Election Day	Absentee	Early Voting
Gloria A. Martinez	91	33	17	41
Christine "Chris" Castillo	52	12	15	25

Summary Results Report
May 24, 2022 Joint Primary Runoff Election
May 24, 2022

UNOFFICIAL RESULTS

Bexar County

2065

Statistics

	TOTAL	Election Day	Absentee	Early Voting
Registered Voters - Total	2,302			
Ballots Cast - Total	81	49	12	20
Ballots Cast - Democratic Party	44	22	7	15
Voter Turnout - Total	3.52%			

DEM Lieutenant Governor

Vote For 1

	TOTAL	Election Day	Absentee	Early Voting
Michelle Beckley	29	16	3	10
Mike Collier	13	6	4	3

DEM Attorney General

Vote For 1

	TOTAL	Election Day	Absentee	Early Voting
Rochelle Mercedes Garza	33	17	4	12
Joe Jaworski	9	4	3	2

DEM Comptroller of Public Accounts

Vote For 1

	TOTAL	Election Day	Absentee	Early Voting
Angel Luis Vega	21	10	6	5
Janet T. Dudding	20	10	1	9

DEM Commissioner of the General Land Office

Vote For 1

	TOTAL	Election Day	Absentee	Early Voting
Sandragrace Martinez	31	17	4	10
Jay Kleberg	11	3	3	5

DEM Member, State Board of Education, District 1 State Board of Education, District 1

Vote For 1

	TOTAL	Election Day	Absentee	Early Voting
Melissa N. Ortega	31	17	5	9
Laura Marquez	8	3	2	3

DEM County Judge County Races

Vote For 1

	TOTAL	Election Day	Absentee	Early Voting
Ina Minjarez	15	12	2	1
Peter Sakai	26	8	5	13

DEM Judge, County Court at Law No. 2 County Races

Vote For 1

	TOTAL	Election Day	Absentee	Early Voting
Melissa Saenz	29	17	6	6
Maria Teresa Garcia	11	4	1	6

Summary Results Report
May 24, 2022 Joint Primary Runoff Election
May 24, 2022

UNOFFICIAL RESULTS

Bexar County

2065

DEM District Clerk County Races

Vote For 1

	TOTAL	Election Day	Absentee	Early Voting
Gloria A. Martinez	22	10	4	8
Christine "Chris" Castillo	17	10	3	4

RETRIEVED FROM DEMOCRACYDOCKET.COM

Summary Results Report
May 24, 2022 Joint Primary Runoff Election
May 24, 2022

UNOFFICIAL RESULTS

Bexar County

2066

Statistics

	TOTAL	Election Day	Absentee	Early Voting
Registered Voters - Total	3,686			
Ballots Cast - Total	448	152	66	230
Ballots Cast - Democratic Party	261	68	55	138
Voter Turnout - Total	12.15%			

DEM Lieutenant Governor

Vote For 1

	TOTAL	Election Day	Absentee	Early Voting
Michelle Beckley	101	35	19	47
Mike Collier	149	30	36	83

DEM Attorney General

Vote For 1

	TOTAL	Election Day	Absentee	Early Voting
Rochelle Mercedes Garza	175	48	39	88
Joe Jaworski	73	16	15	42

DEM Comptroller of Public Accounts

Vote For 1

	TOTAL	Election Day	Absentee	Early Voting
Angel Luis Vega	124	27	23	74
Janet T. Dudding	122	37	32	53

DEM Commissioner of the General Land Office

Vote For 1

	TOTAL	Election Day	Absentee	Early Voting
Sandragrace Martinez	157	43	34	80
Jay Kleberg	92	22	21	49

DEM Member, State Board of Education, District 1 State Board of Education, District 1

Vote For 1

	TOTAL	Election Day	Absentee	Early Voting
Melissa N. Ortega	160	42	30	88
Laura Marquez	85	21	23	41

DEM County Judge County Races

Vote For 1

	TOTAL	Election Day	Absentee	Early Voting
Ina Minjarez	100	30	20	50
Peter Sakai	156	37	34	85

DEM Judge, County Court at Law No. 2 County Races

Vote For 1

	TOTAL	Election Day	Absentee	Early Voting
Melissa Saenz	158	34	46	78
Maria Teresa Garcia	87	29	7	51

Summary Results Report
May 24, 2022 Joint Primary Runoff Election
May 24, 2022

UNOFFICIAL RESULTS

Bexar County

2066

DEM District Clerk County Races

Vote For 1

	TOTAL	Election Day	Absentee	Early Voting
Gloria A. Martinez	130	39	23	68
Christine "Chris" Castillo	116	25	30	61

RETRIEVED FROM DEMOCRACYDOCKET.COM

Summary Results Report
May 24, 2022 Joint Primary Runoff Election
May 24, 2022

UNOFFICIAL RESULTS

Bexar County

2067

Statistics

	TOTAL	Election Day	Absentee	Early Voting
Registered Voters - Total	276			
Ballots Cast - Total	51	24	2	25
Ballots Cast - Democratic Party	41	19	2	20
Voter Turnout - Total	18.48%			

DEM Lieutenant Governor

Vote For 1

	TOTAL	Election Day	Absentee	Early Voting
Michelle Beckley	21	10	2	9
Mike Collier	18	9	0	9

DEM Attorney General

Vote For 1

	TOTAL	Election Day	Absentee	Early Voting
Rochelle Mercedes Garza	29	16	2	11
Joe Jaworski	11	3	0	8

DEM Comptroller of Public Accounts

Vote For 1

	TOTAL	Election Day	Absentee	Early Voting
Angel Luis Vega	20	11	1	8
Janet T. Dudding	15	7	1	7

DEM Commissioner of the General Land Office

Vote For 1

	TOTAL	Election Day	Absentee	Early Voting
Sandragrace Martinez	25	15	2	8
Jay Kleberg	15	4	0	11

DEM County Judge County Races

Vote For 1

	TOTAL	Election Day	Absentee	Early Voting
Ina Minjarez	15	10	0	5
Peter Sakai	26	9	2	15

DEM Judge, County Court at Law No. 2 County Races

Vote For 1

	TOTAL	Election Day	Absentee	Early Voting
Melissa Saenz	25	11	2	12
Maria Teresa Garcia	9	7	0	2

DEM District Clerk County Races

Vote For 1

	TOTAL	Election Day	Absentee	Early Voting
Gloria A. Martinez	16	11	0	5
Christine "Chris" Castillo	18	7	2	9

Summary Results Report
May 24, 2022 Joint Primary Runoff Election
May 24, 2022

UNOFFICIAL RESULTS

Bexar County

2068

Statistics

	TOTAL	Election Day	Absentee	Early Voting
Registered Voters - Total	4,096			
Ballots Cast - Total	543	192	74	277
Ballots Cast - Democratic Party	328	98	58	172
Voter Turnout - Total	13.26%			

DEM Lieutenant Governor

Vote For 1

	TOTAL	Election Day	Absentee	Early Voting
Michelle Beckley	172	60	22	90
Mike Collier	142	30	36	76

DEM Attorney General

Vote For 1

	TOTAL	Election Day	Absentee	Early Voting
Rochelle Mercedes Garza	231	78	36	117
Joe Jaworski	85	13	21	51

DEM Comptroller of Public Accounts

Vote For 1

	TOTAL	Election Day	Absentee	Early Voting
Angel Luis Vega	147	42	24	81
Janet T. Dudding	163	49	33	81

DEM Commissioner of the General Land Office

Vote For 1

	TOTAL	Election Day	Absentee	Early Voting
Sandragrace Martinez	203	67	32	104
Jay Kleberg	105	22	25	58

DEM County Judge County Races

Vote For 1

	TOTAL	Election Day	Absentee	Early Voting
Ina Minjarez	158	60	22	76
Peter Sakai	166	34	36	96

DEM Judge, County Court at Law No. 2 County Races

Vote For 1

	TOTAL	Election Day	Absentee	Early Voting
Melissa Saenz	196	51	40	105
Maria Teresa Garcia	112	39	17	56

DEM District Clerk County Races

Vote For 1

	TOTAL	Election Day	Absentee	Early Voting
Gloria A. Martinez	140	46	22	72
Christine "Chris" Castillo	164	44	33	87

Summary Results Report
May 24, 2022 Joint Primary Runoff Election
May 24, 2022

UNOFFICIAL RESULTS

Bexar County

2069

Statistics

	TOTAL	Election Day	Absentee	Early Voting
Registered Voters - Total	3,130			
Ballots Cast - Total	216	119	27	70
Ballots Cast - Democratic Party	162	81	24	57
Voter Turnout - Total	6.90%			

DEM Lieutenant Governor

Vote For 1

	TOTAL	Election Day	Absentee	Early Voting
Michelle Beckley	95	55	13	27
Mike Collier	58	21	11	26

DEM Attorney General

Vote For 1

	TOTAL	Election Day	Absentee	Early Voting
Rochelle Mercedes Garza	113	62	13	38
Joe Jaworski	41	13	11	17

DEM Comptroller of Public Accounts

Vote For 1

	TOTAL	Election Day	Absentee	Early Voting
Angel Luis Vega	81	39	13	29
Janet T. Dudding	68	32	11	25

DEM Commissioner of the General Land Office

Vote For 1

	TOTAL	Election Day	Absentee	Early Voting
Sandragrace Martinez	102	53	10	39
Jay Kleberg	49	20	14	15

DEM County Judge County Races

Vote For 1

	TOTAL	Election Day	Absentee	Early Voting
Ina Minjarez	77	37	14	26
Peter Sakai	81	40	10	31

DEM Judge, County Court at Law No. 2 County Races

Vote For 1

	TOTAL	Election Day	Absentee	Early Voting
Melissa Saenz	88	44	14	30
Maria Teresa Garcia	63	30	10	23

DEM District Clerk County Races

Vote For 1

	TOTAL	Election Day	Absentee	Early Voting
Gloria A. Martinez	83	40	14	29
Christine "Chris" Castillo	66	32	10	24

Summary Results Report
May 24, 2022 Joint Primary Runoff Election
May 24, 2022

UNOFFICIAL RESULTS

Bexar County

2070

Statistics

	TOTAL	Election Day	Absentee	Early Voting
Registered Voters - Total	2,102			
Ballots Cast - Total	140	71	26	43
Ballots Cast - Democratic Party	126	61	26	39
Voter Turnout - Total	6.66%			

DEM Lieutenant Governor

Vote For 1

	TOTAL	Election Day	Absentee	Early Voting
Michelle Beckley	69	36	13	20
Mike Collier	45	20	12	13

DEM Attorney General

Vote For 1

	TOTAL	Election Day	Absentee	Early Voting
Rochelle Mercedes Garza	85	41	16	28
Joe Jaworski	34	17	10	7

DEM Comptroller of Public Accounts

Vote For 1

	TOTAL	Election Day	Absentee	Early Voting
Angel Luis Vega	82	42	17	23
Janet T. Dudding	34	15	9	10

DEM Commissioner of the General Land Office

Vote For 1

	TOTAL	Election Day	Absentee	Early Voting
Sandragrace Martinez	96	49	17	30
Jay Kleberg	22	9	9	4

DEM County Judge County Races

Vote For 1

	TOTAL	Election Day	Absentee	Early Voting
Ina Minjarez	39	21	8	10
Peter Sakai	85	38	18	29

DEM Judge, County Court at Law No. 2 County Races

Vote For 1

	TOTAL	Election Day	Absentee	Early Voting
Melissa Saenz	58	31	8	19
Maria Teresa Garcia	61	28	18	15

DEM District Clerk County Races

Vote For 1

	TOTAL	Election Day	Absentee	Early Voting
Gloria A. Martinez	63	30	14	19
Christine "Chris" Castillo	57	29	12	16

Summary Results Report
May 24, 2022 Joint Primary Runoff Election
May 24, 2022

UNOFFICIAL RESULTS

Bexar County

2071

Statistics

	TOTAL	Election Day	Absentee	Early Voting
Registered Voters - Total	890			
Ballots Cast - Total	41	15	6	20
Ballots Cast - Democratic Party	33	12	6	15
Voter Turnout - Total	4.61%			

DEM Lieutenant Governor

Vote For 1

	TOTAL	Election Day	Absentee	Early Voting
Michelle Beckley	18	8	1	9
Mike Collier	12	4	5	3

DEM Attorney General

Vote For 1

	TOTAL	Election Day	Absentee	Early Voting
Rochelle Mercedes Garza	24	11	3	10
Joe Jaworski	9	1	3	5

DEM Comptroller of Public Accounts

Vote For 1

	TOTAL	Election Day	Absentee	Early Voting
Angel Luis Vega	18	6	6	6
Janet T. Dudding	12	6	0	6

DEM Commissioner of the General Land Office

Vote For 1

	TOTAL	Election Day	Absentee	Early Voting
Sandragrace Martinez	25	11	4	10
Jay Kleberg	5	1	2	2

DEM County Judge County Races

Vote For 1

	TOTAL	Election Day	Absentee	Early Voting
Ina Minjarez	13	6	3	4
Peter Sakai	20	6	3	11

DEM Judge, County Court at Law No. 2 County Races

Vote For 1

	TOTAL	Election Day	Absentee	Early Voting
Melissa Saenz	16	5	4	7
Maria Teresa Garcia	13	7	2	4

DEM District Clerk County Races

Vote For 1

	TOTAL	Election Day	Absentee	Early Voting
Gloria A. Martinez	17	5	4	8
Christine "Chris" Castillo	14	7	2	5

Summary Results Report
May 24, 2022 Joint Primary Runoff Election
May 24, 2022

UNOFFICIAL RESULTS

Bexar County

2072

Statistics

	TOTAL	Election Day	Absentee	Early Voting
Registered Voters - Total	3,277			
Ballots Cast - Total	259	117	22	120
Ballots Cast - Democratic Party	134	55	17	62
Voter Turnout - Total	7.90%			

DEM Lieutenant Governor

Vote For 1

	TOTAL	Election Day	Absentee	Early Voting
Michelle Beckley	86	36	14	36
Mike Collier	42	15	3	24

DEM Attorney General

Vote For 1

	TOTAL	Election Day	Absentee	Early Voting
Rochelle Mercedes Garza	96	44	9	43
Joe Jaworski	30	5	7	18

DEM Comptroller of Public Accounts

Vote For 1

	TOTAL	Election Day	Absentee	Early Voting
Angel Luis Vega	75	30	11	34
Janet T. Dudding	50	19	6	25

DEM Commissioner of the General Land Office

Vote For 1

	TOTAL	Election Day	Absentee	Early Voting
Sandragrace Martinez	81	37	11	33
Jay Kleberg	44	12	6	26

DEM Member, State Board of Education, District 1 State Board of Education, District 1

Vote For 1

	TOTAL	Election Day	Absentee	Early Voting
Melissa N. Ortega	77	33	10	34
Laura Marquez	48	17	7	24

DEM County Judge County Races

Vote For 1

	TOTAL	Election Day	Absentee	Early Voting
Ina Minjarez	67	27	10	30
Peter Sakai	63	25	7	31

DEM Judge, County Court at Law No. 2 County Races

Vote For 1

	TOTAL	Election Day	Absentee	Early Voting
Melissa Saenz	63	27	10	26
Maria Teresa Garcia	62	23	7	32

Summary Results Report
May 24, 2022 Joint Primary Runoff Election
May 24, 2022

UNOFFICIAL RESULTS

Bexar County

2072

DEM District Clerk County Races

Vote For 1

	TOTAL	Election Day	Absentee	Early Voting
Gloria A. Martinez	73	34	9	30
Christine "Chris" Castillo	52	14	8	30

RETRIEVED FROM DEMOCRACYDOCKET.COM

Summary Results Report
May 24, 2022 Joint Primary Runoff Election
May 24, 2022

UNOFFICIAL RESULTS

Bexar County

2073

Statistics

	TOTAL	Election Day	Absentee	Early Voting
Registered Voters - Total	1,213			
Ballots Cast - Total	103	43	21	39
Ballots Cast - Democratic Party	77	31	21	25
Voter Turnout - Total	8.49%			

DEM Lieutenant Governor

Vote For 1

	TOTAL	Election Day	Absentee	Early Voting
Michelle Beckley	39	17	8	14
Mike Collier	33	11	11	11

DEM Attorney General

Vote For 1

	TOTAL	Election Day	Absentee	Early Voting
Rochelle Mercedes Garza	64	24	16	24
Joe Jaworski	10	5	4	1

DEM Comptroller of Public Accounts

Vote For 1

	TOTAL	Election Day	Absentee	Early Voting
Angel Luis Vega	39	15	11	13
Janet T. Dudding	32	12	8	12

DEM Commissioner of the General Land Office

Vote For 1

	TOTAL	Election Day	Absentee	Early Voting
Sandragrace Martinez	55	23	13	19
Jay Kleberg	16	4	6	6

DEM County Judge County Races

Vote For 1

	TOTAL	Election Day	Absentee	Early Voting
Ina Minjarez	36	16	7	13
Peter Sakai	41	15	14	12

DEM Judge, County Court at Law No. 2 County Races

Vote For 1

	TOTAL	Election Day	Absentee	Early Voting
Melissa Saenz	40	17	11	12
Maria Teresa Garcia	33	11	9	13

DEM District Clerk County Races

Vote For 1

	TOTAL	Election Day	Absentee	Early Voting
Gloria A. Martinez	36	16	9	11
Christine "Chris" Castillo	36	11	11	14

Summary Results Report
May 24, 2022 Joint Primary Runoff Election
May 24, 2022

UNOFFICIAL RESULTS

Bexar County

2074

Statistics

	TOTAL	Election Day	Absentee	Early Voting
Registered Voters - Total	1,107			
Ballots Cast - Total	43	23	4	16
Ballots Cast - Democratic Party	33	15	4	14
Voter Turnout - Total	3.88%			

DEM Lieutenant Governor

Vote For 1

	TOTAL	Election Day	Absentee	Early Voting
Michelle Beckley	21	12	0	9
Mike Collier	10	3	3	4

DEM Attorney General

Vote For 1

	TOTAL	Election Day	Absentee	Early Voting
Rochelle Mercedes Garza	27	14	2	11
Joe Jaworski	5	1	2	2

DEM Comptroller of Public Accounts

Vote For 1

	TOTAL	Election Day	Absentee	Early Voting
Angel Luis Vega	26	10	4	12
Janet T. Dudding	6	5	0	1

DEM Commissioner of the General Land Office

Vote For 1

	TOTAL	Election Day	Absentee	Early Voting
Sandragrace Martinez	26	10	3	13
Jay Kleberg	6	5	1	0

DEM County Judge County Races

Vote For 1

	TOTAL	Election Day	Absentee	Early Voting
Ina Minjarez	15	8	0	7
Peter Sakai	17	7	4	6

DEM Judge, County Court at Law No. 2 County Races

Vote For 1

	TOTAL	Election Day	Absentee	Early Voting
Melissa Saenz	9	6	2	1
Maria Teresa Garcia	23	9	2	12

DEM District Clerk County Races

Vote For 1

	TOTAL	Election Day	Absentee	Early Voting
Gloria A. Martinez	20	12	0	8
Christine "Chris" Castillo	13	3	4	6

Summary Results Report
May 24, 2022 Joint Primary Runoff Election
May 24, 2022

UNOFFICIAL RESULTS

Bexar County

2075

Statistics

	TOTAL	Election Day	Absentee	Early Voting
Registered Voters - Total	1,112			
Ballots Cast - Total	52	20	6	26
Ballots Cast - Democratic Party	45	16	6	23
Voter Turnout - Total	4.68%			

DEM Lieutenant Governor

Vote For 1

	TOTAL	Election Day	Absentee	Early Voting
Michelle Beckley	30	12	4	14
Mike Collier	13	3	2	8

DEM Attorney General

Vote For 1

	TOTAL	Election Day	Absentee	Early Voting
Rochelle Mercedes Garza	34	14	4	16
Joe Jaworski	9	1	2	6

DEM Comptroller of Public Accounts

Vote For 1

	TOTAL	Election Day	Absentee	Early Voting
Angel Luis Vega	26	11	1	14
Janet T. Dudding	17	4	5	8

DEM Commissioner of the General Land Office

Vote For 1

	TOTAL	Election Day	Absentee	Early Voting
Sandragrace Martinez	31	14	2	15
Jay Kleberg	12	1	4	7

DEM County Judge County Races

Vote For 1

	TOTAL	Election Day	Absentee	Early Voting
Ina Minjarez	12	3	2	7
Peter Sakai	32	12	4	16

DEM Judge, County Court at Law No. 2 County Races

Vote For 1

	TOTAL	Election Day	Absentee	Early Voting
Melissa Saenz	20	5	2	13
Maria Teresa Garcia	23	10	4	9

DEM District Clerk County Races

Vote For 1

	TOTAL	Election Day	Absentee	Early Voting
Gloria A. Martinez	27	12	1	14
Christine "Chris" Castillo	16	3	5	8

Summary Results Report
May 24, 2022 Joint Primary Runoff Election
May 24, 2022

UNOFFICIAL RESULTS

Bexar County

2076

Statistics

	TOTAL	Election Day	Absentee	Early Voting
Registered Voters - Total	2,450			
Ballots Cast - Total	201	80	28	93
Ballots Cast - Democratic Party	112	38	18	56
Voter Turnout - Total	8.20%			

DEM Lieutenant Governor

Vote For 1

	TOTAL	Election Day	Absentee	Early Voting
Michelle Beckley	56	24	7	25
Mike Collier	53	12	11	30

DEM Attorney General

Vote For 1

	TOTAL	Election Day	Absentee	Early Voting
Rochelle Mercedes Garza	73	29	8	36
Joe Jaworski	36	6	10	20

DEM Comptroller of Public Accounts

Vote For 1

	TOTAL	Election Day	Absentee	Early Voting
Angel Luis Vega	53	20	12	21
Janet T. Dudding	55	16	6	33

DEM Commissioner of the General Land Office

Vote For 1

	TOTAL	Election Day	Absentee	Early Voting
Sandragrace Martinez	67	27	9	31
Jay Kleberg	42	8	9	25

DEM Member, State Board of Education, District 1 State Board of Education, District 1

Vote For 1

	TOTAL	Election Day	Absentee	Early Voting
Melissa N. Ortega	67	23	9	35
Laura Marquez	39	12	9	18

DEM County Judge County Races

Vote For 1

	TOTAL	Election Day	Absentee	Early Voting
Ina Minjarez	55	24	4	27
Peter Sakai	57	14	14	29

DEM Judge, County Court at Law No. 2 County Races

Vote For 1

	TOTAL	Election Day	Absentee	Early Voting
Melissa Saenz	56	18	10	28
Maria Teresa Garcia	51	17	8	26

Summary Results Report
May 24, 2022 Joint Primary Runoff Election
May 24, 2022

UNOFFICIAL RESULTS

Bexar County

2076

DEM District Clerk County Races

Vote For 1

	TOTAL	Election Day	Absentee	Early Voting
Gloria A. Martinez	52	22	12	18
Christine "Chris" Castillo	54	12	6	36

RETRIEVED FROM DEMOCRACYDOCKET.COM

Summary Results Report
May 24, 2022 Joint Primary Runoff Election
May 24, 2022

UNOFFICIAL RESULTS

Bexar County

2077

Statistics

	TOTAL	Election Day	Absentee	Early Voting
Registered Voters - Total	2,279			
Ballots Cast - Total	250	80	34	136
Ballots Cast - Democratic Party	155	36	24	95
Voter Turnout - Total	10.97%			

DEM Lieutenant Governor

Vote For 1

	TOTAL	Election Day	Absentee	Early Voting
Michelle Beckley	77	17	15	45
Mike Collier	76	18	9	49

DEM Attorney General

Vote For 1

	TOTAL	Election Day	Absentee	Early Voting
Rochelle Mercedes Garza	107	24	19	64
Joe Jaworski	45	10	5	30

DEM Comptroller of Public Accounts

Vote For 1

	TOTAL	Election Day	Absentee	Early Voting
Angel Luis Vega	74	19	6	49
Janet T. Dudding	75	15	18	42

DEM Commissioner of the General Land Office

Vote For 1

	TOTAL	Election Day	Absentee	Early Voting
Sandragrace Martinez	92	21	16	55
Jay Kleberg	60	13	7	40

DEM County Judge County Races

Vote For 1

	TOTAL	Election Day	Absentee	Early Voting
Ina Minjarez	65	17	8	40
Peter Sakai	90	19	16	55

DEM Judge, County Court at Law No. 2 County Races

Vote For 1

	TOTAL	Election Day	Absentee	Early Voting
Melissa Saenz	90	20	20	50
Maria Teresa Garcia	58	13	4	41

DEM District Clerk County Races

Vote For 1

	TOTAL	Election Day	Absentee	Early Voting
Gloria A. Martinez	77	14	17	46
Christine "Chris" Castillo	70	18	7	45

Summary Results Report
May 24, 2022 Joint Primary Runoff Election
May 24, 2022

UNOFFICIAL RESULTS

Bexar County

2078

Statistics

	TOTAL	Election Day	Absentee	Early Voting
Registered Voters - Total	2,624			
Ballots Cast - Total	205	89	33	83
Ballots Cast - Democratic Party	135	56	29	50
Voter Turnout - Total	7.81%			

DEM Lieutenant Governor

Vote For 1

	TOTAL	Election Day	Absentee	Early Voting
Michelle Beckley	79	37	18	24
Mike Collier	53	17	11	25

DEM Attorney General

Vote For 1

	TOTAL	Election Day	Absentee	Early Voting
Rochelle Mercedes Garza	106	48	20	38
Joe Jaworski	27	8	9	10

DEM Comptroller of Public Accounts

Vote For 1

	TOTAL	Election Day	Absentee	Early Voting
Angel Luis Vega	67	25	18	24
Janet T. Dudding	62	30	11	21

DEM Commissioner of the General Land Office

Vote For 1

	TOTAL	Election Day	Absentee	Early Voting
Sandragrace Martinez	96	42	23	31
Jay Kleberg	37	14	6	17

DEM County Judge County Races

Vote For 1

	TOTAL	Election Day	Absentee	Early Voting
Ina Minjarez	74	35	20	19
Peter Sakai	59	21	8	30

DEM Judge, County Court at Law No. 2 County Races

Vote For 1

	TOTAL	Election Day	Absentee	Early Voting
Melissa Saenz	78	29	20	29
Maria Teresa Garcia	55	26	9	20

DEM District Clerk County Races

Vote For 1

	TOTAL	Election Day	Absentee	Early Voting
Gloria A. Martinez	67	29	14	24
Christine "Chris" Castillo	67	27	15	25

Summary Results Report
May 24, 2022 Joint Primary Runoff Election
May 24, 2022

UNOFFICIAL RESULTS

Bexar County

2079

Statistics

	TOTAL	Election Day	Absentee	Early Voting
Registered Voters - Total	713			
Ballots Cast - Total	21	8	7	6
Ballots Cast - Democratic Party	18	5	7	6
Voter Turnout - Total	2.95%			

DEM Lieutenant Governor

Vote For 1

	TOTAL	Election Day	Absentee	Early Voting
Michelle Beckley	8	4	0	4
Mike Collier	10	1	7	2

DEM Attorney General

Vote For 1

	TOTAL	Election Day	Absentee	Early Voting
Rochelle Mercedes Garza	15	5	5	5
Joe Jaworski	2	0	2	0

DEM Comptroller of Public Accounts

Vote For 1

	TOTAL	Election Day	Absentee	Early Voting
Angel Luis Vega	14	3	6	5
Janet T. Dudding	3	2	1	0

DEM Commissioner of the General Land Office

Vote For 1

	TOTAL	Election Day	Absentee	Early Voting
Sandragrace Martinez	12	3	5	4
Jay Kleberg	5	2	2	1

DEM County Judge County Races

Vote For 1

	TOTAL	Election Day	Absentee	Early Voting
Ina Minjarez	8	3	3	2
Peter Sakai	9	2	4	3

DEM Judge, County Court at Law No. 2 County Races

Vote For 1

	TOTAL	Election Day	Absentee	Early Voting
Melissa Saenz	6	1	2	3
Maria Teresa Garcia	10	4	4	2

DEM District Clerk County Races

Vote For 1

	TOTAL	Election Day	Absentee	Early Voting
Gloria A. Martinez	10	2	4	4
Christine "Chris" Castillo	7	3	3	1

Summary Results Report
May 24, 2022 Joint Primary Runoff Election
May 24, 2022

UNOFFICIAL RESULTS

Bexar County

2080

Statistics

	TOTAL	Election Day	Absentee	Early Voting
Registered Voters - Total	1,436			
Ballots Cast - Total	110	50	22	38
Ballots Cast - Democratic Party	84	34	22	28
Voter Turnout - Total	7.66%			

DEM Lieutenant Governor

Vote For 1

	TOTAL	Election Day	Absentee	Early Voting
Michelle Beckley	44	24	7	13
Mike Collier	34	8	12	14

DEM Attorney General

Vote For 1

	TOTAL	Election Day	Absentee	Early Voting
Rochelle Mercedes Garza	54	25	10	19
Joe Jaworski	25	8	8	9

DEM Comptroller of Public Accounts

Vote For 1

	TOTAL	Election Day	Absentee	Early Voting
Angel Luis Vega	45	22	11	12
Janet T. Dudding	34	11	7	16

DEM Commissioner of the General Land Office

Vote For 1

	TOTAL	Election Day	Absentee	Early Voting
Sandragrace Martinez	50	25	8	17
Jay Kleberg	30	8	11	11

DEM County Judge County Races

Vote For 1

	TOTAL	Election Day	Absentee	Early Voting
Ina Minjarez	29	12	6	11
Peter Sakai	55	22	16	17

DEM Judge, County Court at Law No. 2 County Races

Vote For 1

	TOTAL	Election Day	Absentee	Early Voting
Melissa Saenz	42	14	11	17
Maria Teresa Garcia	34	16	8	10

DEM District Clerk County Races

Vote For 1

	TOTAL	Election Day	Absentee	Early Voting
Gloria A. Martinez	42	21	12	9
Christine "Chris" Castillo	37	12	7	18

Summary Results Report
May 24, 2022 Joint Primary Runoff Election
May 24, 2022

UNOFFICIAL RESULTS

Bexar County

2081

Statistics

	TOTAL	Election Day	Absentee	Early Voting
Registered Voters - Total	858			
Ballots Cast - Total	100	45	14	41
Ballots Cast - Democratic Party	81	36	11	34
Voter Turnout - Total	11.66%			

DEM Lieutenant Governor

Vote For 1

	TOTAL	Election Day	Absentee	Early Voting
Michelle Beckley	42	21	4	17
Mike Collier	37	14	6	17

DEM Attorney General

Vote For 1

	TOTAL	Election Day	Absentee	Early Voting
Rochelle Mercedes Garza	53	27	6	20
Joe Jaworski	25	8	4	13

DEM Comptroller of Public Accounts

Vote For 1

	TOTAL	Election Day	Absentee	Early Voting
Angel Luis Vega	42	17	4	21
Janet T. Dudding	35	17	6	12

DEM Commissioner of the General Land Office

Vote For 1

	TOTAL	Election Day	Absentee	Early Voting
Sandragrace Martinez	55	29	7	19
Jay Kleberg	22	5	3	14

DEM County Judge County Races

Vote For 1

	TOTAL	Election Day	Absentee	Early Voting
Ina Minjarez	25	18	2	5
Peter Sakai	55	18	9	28

DEM Judge, County Court at Law No. 2 County Races

Vote For 1

	TOTAL	Election Day	Absentee	Early Voting
Melissa Saenz	38	13	7	18
Maria Teresa Garcia	38	21	3	14

DEM District Clerk County Races

Vote For 1

	TOTAL	Election Day	Absentee	Early Voting
Gloria A. Martinez	41	17	5	19
Christine "Chris" Castillo	34	17	5	12

Summary Results Report
May 24, 2022 Joint Primary Runoff Election
May 24, 2022

UNOFFICIAL RESULTS

Bexar County

2082

Statistics

	TOTAL	Election Day	Absentee	Early Voting
Registered Voters - Total	1,603			
Ballots Cast - Total	144	66	29	49
Ballots Cast - Democratic Party	85	36	24	25
Voter Turnout - Total	8.98%			

DEM Lieutenant Governor

Vote For 1

	TOTAL	Election Day	Absentee	Early Voting
Michelle Beckley	43	24	12	7
Mike Collier	38	11	12	15

DEM Attorney General

Vote For 1

	TOTAL	Election Day	Absentee	Early Voting
Rochelle Mercedes Garza	57	28	17	12
Joe Jaworski	24	7	7	10

DEM Comptroller of Public Accounts

Vote For 1

	TOTAL	Election Day	Absentee	Early Voting
Angel Luis Vega	34	12	13	9
Janet T. Dudding	45	21	11	13

DEM Commissioner of the General Land Office

Vote For 1

	TOTAL	Election Day	Absentee	Early Voting
Sandragrace Martinez	48	23	15	10
Jay Kleberg	31	12	9	10

DEM County Judge County Races

Vote For 1

	TOTAL	Election Day	Absentee	Early Voting
Ina Minjarez	33	13	11	9
Peter Sakai	51	22	13	16

DEM Judge, County Court at Law No. 2 County Races

Vote For 1

	TOTAL	Election Day	Absentee	Early Voting
Melissa Saenz	43	20	12	11
Maria Teresa Garcia	38	14	12	12

DEM District Clerk County Races

Vote For 1

	TOTAL	Election Day	Absentee	Early Voting
Gloria A. Martinez	41	17	16	8
Christine "Chris" Castillo	40	18	8	14

Summary Results Report
May 24, 2022 Joint Primary Runoff Election
May 24, 2022

UNOFFICIAL RESULTS

Bexar County

2083

Statistics

	TOTAL	Election Day	Absentee	Early Voting
Registered Voters - Total	728			
Ballots Cast - Total	122	56	5	61
Ballots Cast - Democratic Party	100	39	5	56
Voter Turnout - Total	16.76%			

DEM Lieutenant Governor

Vote For 1

	TOTAL	Election Day	Absentee	Early Voting
Michelle Beckley	45	16	3	26
Mike Collier	51	21	2	28

DEM Attorney General

Vote For 1

	TOTAL	Election Day	Absentee	Early Voting
Rochelle Mercedes Garza	60	24	3	33
Joe Jaworski	36	13	2	21

DEM Comptroller of Public Accounts

Vote For 1

	TOTAL	Election Day	Absentee	Early Voting
Angel Luis Vega	52	18	3	31
Janet T. Dudding	41	18	2	21

DEM Commissioner of the General Land Office

Vote For 1

	TOTAL	Election Day	Absentee	Early Voting
Sandragrace Martinez	58	28	3	27
Jay Kleberg	36	8	2	26

DEM County Judge County Races

Vote For 1

	TOTAL	Election Day	Absentee	Early Voting
Ina Minjarez	30	21	2	7
Peter Sakai	70	18	3	49

DEM Judge, County Court at Law No. 2 County Races

Vote For 1

	TOTAL	Election Day	Absentee	Early Voting
Melissa Saenz	56	16	2	38
Maria Teresa Garcia	38	20	3	15

DEM District Clerk County Races

Vote For 1

	TOTAL	Election Day	Absentee	Early Voting
Gloria A. Martinez	46	17	4	25
Christine "Chris" Castillo	50	20	1	29

Summary Results Report
May 24, 2022 Joint Primary Runoff Election
May 24, 2022

UNOFFICIAL RESULTS

Bexar County

2084

Statistics

	TOTAL	Election Day	Absentee	Early Voting
Registered Voters - Total	3,310			
Ballots Cast - Total	543	138	75	330
Ballots Cast - Democratic Party	280	59	57	164
Voter Turnout - Total	16.40%			

DEM Lieutenant Governor

Vote For 1

	TOTAL	Election Day	Absentee	Early Voting
Michelle Beckley	101	24	22	55
Mike Collier	166	30	33	103

DEM Attorney General

Vote For 1

	TOTAL	Election Day	Absentee	Early Voting
Rochelle Mercedes Garza	204	45	41	118
Joe Jaworski	68	12	16	40

DEM Comptroller of Public Accounts

Vote For 1

	TOTAL	Election Day	Absentee	Early Voting
Angel Luis Vega	95	16	21	58
Janet T. Dudding	167	38	32	97

DEM Commissioner of the General Land Office

Vote For 1

	TOTAL	Election Day	Absentee	Early Voting
Sandragrace Martinez	130	28	26	76
Jay Kleberg	137	29	29	79

DEM Member, State Board of Education, District 1 State Board of Education, District 1

Vote For 1

	TOTAL	Election Day	Absentee	Early Voting
Melissa N. Ortega	156	27	38	91
Laura Marquez	99	22	19	58

DEM County Judge County Races

Vote For 1

	TOTAL	Election Day	Absentee	Early Voting
Ina Minjarez	108	29	23	56
Peter Sakai	162	27	32	103

DEM Judge, County Court at Law No. 2 County Races

Vote For 1

	TOTAL	Election Day	Absentee	Early Voting
Melissa Saenz	177	33	41	103
Maria Teresa Garcia	79	17	12	50

Summary Results Report
May 24, 2022 Joint Primary Runoff Election
May 24, 2022

UNOFFICIAL RESULTS

Bexar County

2084

DEM District Clerk County Races

Vote For 1

	TOTAL	Election Day	Absentee	Early Voting
Gloria A. Martinez	113	18	26	69
Christine "Chris" Castillo	148	34	28	86

RETRIEVED FROM DEMOCRACYDOCKET.COM

Summary Results Report
May 24, 2022 Joint Primary Runoff Election
May 24, 2022

UNOFFICIAL RESULTS

Bexar County

2085

Statistics

	TOTAL	Election Day	Absentee	Early Voting
Registered Voters - Total	1,402			
Ballots Cast - Total	134	49	25	60
Ballots Cast - Democratic Party	97	33	22	42
Voter Turnout - Total	9.56%			

DEM Lieutenant Governor

Vote For 1

	TOTAL	Election Day	Absentee	Early Voting
Michelle Beckley	48	19	6	23
Mike Collier	41	11	15	15

DEM Attorney General

Vote For 1

	TOTAL	Election Day	Absentee	Early Voting
Rochelle Mercedes Garza	66	21	15	30
Joe Jaworski	27	10	7	10

DEM Comptroller of Public Accounts

Vote For 1

	TOTAL	Election Day	Absentee	Early Voting
Angel Luis Vega	59	22	15	22
Janet T. Dudding	31	8	6	17

DEM Commissioner of the General Land Office

Vote For 1

	TOTAL	Election Day	Absentee	Early Voting
Sandragrace Martinez	64	19	17	28
Jay Kleberg	28	11	5	12

DEM County Judge County Races

Vote For 1

	TOTAL	Election Day	Absentee	Early Voting
Ina Minjarez	29	9	7	13
Peter Sakai	67	23	15	29

DEM Judge, County Court at Law No. 2 County Races

Vote For 1

	TOTAL	Election Day	Absentee	Early Voting
Melissa Saenz	53	17	10	26
Maria Teresa Garcia	37	13	11	13

DEM District Clerk County Races

Vote For 1

	TOTAL	Election Day	Absentee	Early Voting
Gloria A. Martinez	51	13	14	24
Christine "Chris" Castillo	42	18	7	17

Summary Results Report
May 24, 2022 Joint Primary Runoff Election
May 24, 2022

UNOFFICIAL RESULTS

Bexar County

2086

Statistics

	TOTAL	Election Day	Absentee	Early Voting
Registered Voters - Total	3,456			
Ballots Cast - Total	326	142	29	155
Ballots Cast - Democratic Party	189	77	25	87
Voter Turnout - Total	9.43%			

DEM Lieutenant Governor

Vote For 1

	TOTAL	Election Day	Absentee	Early Voting
Michelle Beckley	92	43	11	38
Mike Collier	90	32	14	44

DEM Attorney General

Vote For 1

	TOTAL	Election Day	Absentee	Early Voting
Rochelle Mercedes Garza	136	59	17	60
Joe Jaworski	47	16	8	23

DEM Comptroller of Public Accounts

Vote For 1

	TOTAL	Election Day	Absentee	Early Voting
Angel Luis Vega	96	46	14	36
Janet T. Dudding	80	25	11	44

DEM Commissioner of the General Land Office

Vote For 1

	TOTAL	Election Day	Absentee	Early Voting
Sandragrace Martinez	115	51	15	49
Jay Kleberg	64	19	10	35

DEM County Judge County Races

Vote For 1

	TOTAL	Election Day	Absentee	Early Voting
Ina Minjarez	88	39	12	37
Peter Sakai	99	36	13	50

DEM Judge, County Court at Law No. 2 County Races

Vote For 1

	TOTAL	Election Day	Absentee	Early Voting
Melissa Saenz	97	38	13	46
Maria Teresa Garcia	82	35	12	35

DEM District Clerk County Races

Vote For 1

	TOTAL	Election Day	Absentee	Early Voting
Gloria A. Martinez	93	36	16	41
Christine "Chris" Castillo	87	35	9	43

Summary Results Report
May 24, 2022 Joint Primary Runoff Election
May 24, 2022

UNOFFICIAL RESULTS

Bexar County

2087

Statistics

	TOTAL	Election Day	Absentee	Early Voting
Registered Voters - Total	1,865			
Ballots Cast - Total	231	95	33	103
Ballots Cast - Democratic Party	124	39	25	60
Voter Turnout - Total	12.39%			

DEM Lieutenant Governor

Vote For 1

	TOTAL	Election Day	Absentee	Early Voting
Michelle Beckley	64	23	11	30
Mike Collier	56	15	13	28

DEM Attorney General

Vote For 1

	TOTAL	Election Day	Absentee	Early Voting
Rochelle Mercedes Garza	90	30	20	40
Joe Jaworski	30	8	5	17

DEM Comptroller of Public Accounts

Vote For 1

	TOTAL	Election Day	Absentee	Early Voting
Angel Luis Vega	64	22	13	29
Janet T. Dudding	52	15	11	26

DEM Commissioner of the General Land Office

Vote For 1

	TOTAL	Election Day	Absentee	Early Voting
Sandragrace Martinez	76	21	13	42
Jay Kleberg	42	15	12	15

DEM County Judge County Races

Vote For 1

	TOTAL	Election Day	Absentee	Early Voting
Ina Minjarez	42	18	9	15
Peter Sakai	81	20	16	45

DEM Judge, County Court at Law No. 2 County Races

Vote For 1

	TOTAL	Election Day	Absentee	Early Voting
Melissa Saenz	71	21	15	35
Maria Teresa Garcia	49	17	10	22

DEM District Clerk County Races

Vote For 1

	TOTAL	Election Day	Absentee	Early Voting
Gloria A. Martinez	70	22	18	30
Christine "Chris" Castillo	49	16	7	26

Summary Results Report
May 24, 2022 Joint Primary Runoff Election
May 24, 2022

UNOFFICIAL RESULTS

Bexar County

2088

Statistics

	TOTAL	Election Day	Absentee	Early Voting
Registered Voters - Total	3,824			
Ballots Cast - Total	371	120	53	198
Ballots Cast - Democratic Party	254	71	41	142
Voter Turnout - Total	9.70%			

DEM Lieutenant Governor

Vote For 1

	TOTAL	Election Day	Absentee	Early Voting
Michelle Beckley	148	39	18	91
Mike Collier	94	24	23	47

DEM Attorney General

Vote For 1

	TOTAL	Election Day	Absentee	Early Voting
Rochelle Mercedes Garza	186	51	22	113
Joe Jaworski	54	13	18	23

DEM Comptroller of Public Accounts

Vote For 1

	TOTAL	Election Day	Absentee	Early Voting
Angel Luis Vega	132	37	15	80
Janet T. Dudding	103	25	25	53

DEM Commissioner of the General Land Office

Vote For 1

	TOTAL	Election Day	Absentee	Early Voting
Sandragrace Martinez	166	44	24	98
Jay Kleberg	70	19	17	34

DEM County Judge County Races

Vote For 1

	TOTAL	Election Day	Absentee	Early Voting
Ina Minjarez	116	39	11	66
Peter Sakai	135	32	30	73

DEM Judge, County Court at Law No. 2 County Races

Vote For 1

	TOTAL	Election Day	Absentee	Early Voting
Melissa Saenz	152	38	26	88
Maria Teresa Garcia	81	25	13	43

DEM District Clerk County Races

Vote For 1

	TOTAL	Election Day	Absentee	Early Voting
Gloria A. Martinez	124	36	23	65
Christine "Chris" Castillo	112	29	15	68

Summary Results Report
May 24, 2022 Joint Primary Runoff Election
May 24, 2022

UNOFFICIAL RESULTS

Bexar County

2089

Statistics

	TOTAL	Election Day	Absentee	Early Voting
Registered Voters - Total	546			
Ballots Cast - Total	14	8	1	5
Ballots Cast - Democratic Party	13	7	1	5
Voter Turnout - Total	2.56%			

DEM Lieutenant Governor

Vote For 1

	TOTAL	Election Day	Absentee	Early Voting
Michelle Beckley	10	4	1	5
Mike Collier	3	3	0	0

DEM Attorney General

Vote For 1

	TOTAL	Election Day	Absentee	Early Voting
Rochelle Mercedes Garza	10	5	1	4
Joe Jaworski	3	2	0	1

DEM Comptroller of Public Accounts

Vote For 1

	TOTAL	Election Day	Absentee	Early Voting
Angel Luis Vega	9	5	1	3
Janet T. Dudding	4	2	0	2

DEM Commissioner of the General Land Office

Vote For 1

	TOTAL	Election Day	Absentee	Early Voting
Sandragrace Martinez	11	6	1	4
Jay Kleberg	2	1	0	1

DEM County Judge County Races

Vote For 1

	TOTAL	Election Day	Absentee	Early Voting
Ina Minjarez	7	4	1	2
Peter Sakai	6	3	0	3

DEM Judge, County Court at Law No. 2 County Races

Vote For 1

	TOTAL	Election Day	Absentee	Early Voting
Melissa Saenz	5	2	0	3
Maria Teresa Garcia	8	5	1	2

DEM District Clerk County Races

Vote For 1

	TOTAL	Election Day	Absentee	Early Voting
Gloria A. Martinez	7	6	1	0
Christine "Chris" Castillo	6	1	0	5

Summary Results Report
May 24, 2022 Joint Primary Runoff Election
May 24, 2022

UNOFFICIAL RESULTS

Bexar County

2090

Statistics

	TOTAL	Election Day	Absentee	Early Voting
Registered Voters - Total	2,259			
Ballots Cast - Total	95	41	14	40
Ballots Cast - Democratic Party	69	31	12	26
Voter Turnout - Total	4.21%			

DEM Lieutenant Governor

Vote For 1

	TOTAL	Election Day	Absentee	Early Voting
Michelle Beckley	45	20	7	18
Mike Collier	21	10	4	7

DEM Attorney General

Vote For 1

	TOTAL	Election Day	Absentee	Early Voting
Rochelle Mercedes Garza	56	23	8	25
Joe Jaworski	12	7	4	1

DEM Comptroller of Public Accounts

Vote For 1

	TOTAL	Election Day	Absentee	Early Voting
Angel Luis Vega	38	18	7	13
Janet T. Dudding	28	12	5	11

DEM Commissioner of the General Land Office

Vote For 1

	TOTAL	Election Day	Absentee	Early Voting
Sandragrace Martinez	51	26	7	18
Jay Kleberg	15	4	5	6

DEM County Judge County Races

Vote For 1

	TOTAL	Election Day	Absentee	Early Voting
Ina Minjarez	25	15	1	9
Peter Sakai	44	16	11	17

DEM Judge, County Court at Law No. 2 County Races

Vote For 1

	TOTAL	Election Day	Absentee	Early Voting
Melissa Saenz	40	17	9	14
Maria Teresa Garcia	23	10	3	10

DEM District Clerk County Races

Vote For 1

	TOTAL	Election Day	Absentee	Early Voting
Gloria A. Martinez	31	13	6	12
Christine "Chris" Castillo	32	15	6	11

Summary Results Report
May 24, 2022 Joint Primary Runoff Election
May 24, 2022

UNOFFICIAL RESULTS

Bexar County

2091

Statistics

	TOTAL	Election Day	Absentee	Early Voting
Registered Voters - Total	3,053			
Ballots Cast - Total	144	55	16	73
Ballots Cast - Democratic Party	100	36	13	51
Voter Turnout - Total	4.72%			

DEM Lieutenant Governor

Vote For 1

	TOTAL	Election Day	Absentee	Early Voting
Michelle Beckley	54	23	2	29
Mike Collier	44	11	11	22

DEM Attorney General

Vote For 1

	TOTAL	Election Day	Absentee	Early Voting
Rochelle Mercedes Garza	71	28	7	36
Joe Jaworski	26	6	6	14

DEM Comptroller of Public Accounts

Vote For 1

	TOTAL	Election Day	Absentee	Early Voting
Angel Luis Vega	43	10	4	29
Janet T. Dudding	52	24	9	19

DEM Commissioner of the General Land Office

Vote For 1

	TOTAL	Election Day	Absentee	Early Voting
Sandragrace Martinez	50	20	6	24
Jay Kleberg	43	13	6	24

DEM County Judge County Races

Vote For 1

	TOTAL	Election Day	Absentee	Early Voting
Ina Minjarez	43	15	5	23
Peter Sakai	55	21	8	26

DEM Judge, County Court at Law No. 2 County Races

Vote For 1

	TOTAL	Election Day	Absentee	Early Voting
Melissa Saenz	49	20	10	19
Maria Teresa Garcia	43	13	3	27

DEM District Clerk County Races

Vote For 1

	TOTAL	Election Day	Absentee	Early Voting
Gloria A. Martinez	51	21	5	25
Christine "Chris" Castillo	41	11	8	22

Summary Results Report
May 24, 2022 Joint Primary Runoff Election
May 24, 2022

UNOFFICIAL RESULTS

Bexar County

2092

Statistics

	TOTAL	Election Day	Absentee	Early Voting
Registered Voters - Total	511			
Ballots Cast - Total	40	16	4	20
Ballots Cast - Democratic Party	21	11	3	7
Voter Turnout - Total	7.83%			

DEM United States Representative, District 21 United States Representative, District 21

Vote For 1

	TOTAL	Election Day	Absentee	Early Voting
Claudia Andreana Zapata	17	10	2	5
Ricardo Villarreal	3	1	0	2

DEM Lieutenant Governor

Vote For 1

	TOTAL	Election Day	Absentee	Early Voting
Michelle Beckley	9	4	1	4
Mike Collier	12	7	2	3

DEM Attorney General

Vote For 1

	TOTAL	Election Day	Absentee	Early Voting
Rochelle Mercedes Garza	17	9	3	5
Joe Jaworski	4	2	0	2

DEM Comptroller of Public Accounts

Vote For 1

	TOTAL	Election Day	Absentee	Early Voting
Angel Luis Vega	5	3	0	2
Janet T. Dudding	14	6	3	5

DEM Commissioner of the General Land Office

Vote For 1

	TOTAL	Election Day	Absentee	Early Voting
Sandragrace Martinez	13	7	2	4
Jay Kleberg	8	4	1	3

DEM County Judge County Races

Vote For 1

	TOTAL	Election Day	Absentee	Early Voting
Ina Minjarez	10	6	2	2
Peter Sakai	11	5	1	5

DEM Judge, County Court at Law No. 2 County Races

Vote For 1

	TOTAL	Election Day	Absentee	Early Voting
Melissa Saenz	12	8	1	3
Maria Teresa Garcia	8	3	2	3

Summary Results Report
May 24, 2022 Joint Primary Runoff Election
May 24, 2022

UNOFFICIAL RESULTS

Bexar County

2092

DEM District Clerk County Races

Vote For 1

	TOTAL	Election Day	Absentee	Early Voting
Gloria A. Martinez	8	3	1	4
Christine "Chris" Castillo	12	8	2	2

RETRIEVED FROM DEMOCRACYDOCKET.COM

Summary Results Report
May 24, 2022 Joint Primary Runoff Election
May 24, 2022

UNOFFICIAL RESULTS

Bexar County

2093

Statistics

	TOTAL	Election Day	Absentee	Early Voting
Registered Voters - Total	1,883			
Ballots Cast - Total	65	30	9	26
Ballots Cast - Democratic Party	31	13	5	13
Voter Turnout - Total	3.45%			

DEM Lieutenant Governor

Vote For 1

	TOTAL	Election Day	Absentee	Early Voting
Michelle Beckley	17	7	1	9
Mike Collier	13	6	4	3

DEM Attorney General

Vote For 1

	TOTAL	Election Day	Absentee	Early Voting
Rochelle Mercedes Garza	22	9	3	10
Joe Jaworski	8	3	2	3

DEM Comptroller of Public Accounts

Vote For 1

	TOTAL	Election Day	Absentee	Early Voting
Angel Luis Vega	7	4	0	3
Janet T. Dudding	20	6	5	9

DEM Commissioner of the General Land Office

Vote For 1

	TOTAL	Election Day	Absentee	Early Voting
Sandragrace Martinez	15	7	1	7
Jay Kleberg	12	3	4	5

DEM Member, State Board of Education, District 1 State Board of Education, District 1

Vote For 1

	TOTAL	Election Day	Absentee	Early Voting
Melissa N. Ortega	16	7	3	6
Laura Marquez	11	4	2	5

DEM County Judge County Races

Vote For 1

	TOTAL	Election Day	Absentee	Early Voting
Ina Minjarez	20	9	3	8
Peter Sakai	11	4	2	5

DEM Judge, County Court at Law No. 2 County Races

Vote For 1

	TOTAL	Election Day	Absentee	Early Voting
Melissa Saenz	18	8	3	7
Maria Teresa Garcia	10	4	1	5

Summary Results Report
May 24, 2022 Joint Primary Runoff Election
May 24, 2022

UNOFFICIAL RESULTS

Bexar County

2093

DEM District Clerk County Races

Vote For 1

	TOTAL	Election Day	Absentee	Early Voting
Gloria A. Martinez	14	8	3	3
Christine "Chris" Castillo	16	5	2	9

RETRIEVED FROM DEMOCRACYDOCKET.COM

Summary Results Report
May 24, 2022 Joint Primary Runoff Election
May 24, 2022

UNOFFICIAL RESULTS

Bexar County

2094

Statistics

	TOTAL	Election Day	Absentee	Early Voting
Registered Voters - Total	151			
Ballots Cast - Total	32	13	10	9
Ballots Cast - Democratic Party	19	7	7	5
Voter Turnout - Total	21.19%			

DEM United States Representative, District 21 United States Representative, District 21

Vote For 1

	TOTAL	Election Day	Absentee	Early Voting
Claudia Andreana Zapata	12	5	2	5
Ricardo Villarreal	6	1	5	0

DEM Lieutenant Governor

Vote For 1

	TOTAL	Election Day	Absentee	Early Voting
Michelle Beckley	6	3	2	1
Mike Collier	11	2	5	4

DEM Attorney General

Vote For 1

	TOTAL	Election Day	Absentee	Early Voting
Rochelle Mercedes Garza	8	4	3	1
Joe Jaworski	7	1	2	4

DEM Comptroller of Public Accounts

Vote For 1

	TOTAL	Election Day	Absentee	Early Voting
Angel Luis Vega	3	2	0	1
Janet T. Dudding	11	2	5	4

DEM Commissioner of the General Land Office

Vote For 1

	TOTAL	Election Day	Absentee	Early Voting
Sandragrace Martinez	4	3	0	1
Jay Kleberg	11	2	5	4

DEM County Judge County Races

Vote For 1

	TOTAL	Election Day	Absentee	Early Voting
Ina Minjarez	1	0	1	0
Peter Sakai	18	7	6	5

DEM Judge, County Court at Law No. 2 County Races

Vote For 1

	TOTAL	Election Day	Absentee	Early Voting
Melissa Saenz	12	3	4	5
Maria Teresa Garcia	2	2	0	0

Summary Results Report
May 24, 2022 Joint Primary Runoff Election
May 24, 2022

UNOFFICIAL RESULTS

Bexar County

2094

DEM District Clerk County Races

Vote For 1

	TOTAL	Election Day	Absentee	Early Voting
Gloria A. Martinez	9	4	2	3
Christine "Chris" Castillo	7	2	3	2

RETRIEVED FROM DEMOCRACYDOCKET.COM

Summary Results Report
May 24, 2022 Joint Primary Runoff Election
May 24, 2022

UNOFFICIAL RESULTS

Bexar County

2095

Statistics

	TOTAL	Election Day	Absentee	Early Voting
Registered Voters - Total	2,388			
Ballots Cast - Total	256	82	41	133
Ballots Cast - Democratic Party	150	44	32	74
Voter Turnout - Total	10.72%			

DEM Lieutenant Governor

Vote For 1

	TOTAL	Election Day	Absentee	Early Voting
Michelle Beckley	58	19	10	29
Mike Collier	85	23	21	41

DEM Attorney General

Vote For 1

	TOTAL	Election Day	Absentee	Early Voting
Rochelle Mercedes Garza	90	32	15	43
Joe Jaworski	52	9	16	27

DEM Comptroller of Public Accounts

Vote For 1

	TOTAL	Election Day	Absentee	Early Voting
Angel Luis Vega	74	22	18	34
Janet T. Dudding	64	18	12	34

DEM Commissioner of the General Land Office

Vote For 1

	TOTAL	Election Day	Absentee	Early Voting
Sandragrace Martinez	79	25	18	36
Jay Kleberg	56	15	9	32

DEM County Judge County Races

Vote For 1

	TOTAL	Election Day	Absentee	Early Voting
Ina Minjarez	54	15	7	32
Peter Sakai	94	27	25	42

DEM Judge, County Court at Law No. 2 County Races

Vote For 1

	TOTAL	Election Day	Absentee	Early Voting
Melissa Saenz	87	24	19	44
Maria Teresa Garcia	50	15	11	24

DEM District Clerk County Races

Vote For 1

	TOTAL	Election Day	Absentee	Early Voting
Gloria A. Martinez	77	17	16	44
Christine "Chris" Castillo	56	22	12	22

Summary Results Report
May 24, 2022 Joint Primary Runoff Election
May 24, 2022

UNOFFICIAL RESULTS

Bexar County

2096

Statistics

	TOTAL	Election Day	Absentee	Early Voting
Registered Voters - Total	2,458			
Ballots Cast - Total	146	53	30	63
Ballots Cast - Democratic Party	91	26	19	46
Voter Turnout - Total	5.94%			

DEM Lieutenant Governor

Vote For 1

	TOTAL	Election Day	Absentee	Early Voting
Michelle Beckley	39	11	7	21
Mike Collier	48	11	12	25

DEM Attorney General

Vote For 1

	TOTAL	Election Day	Absentee	Early Voting
Rochelle Mercedes Garza	64	21	11	32
Joe Jaworski	21	2	6	13

DEM Comptroller of Public Accounts

Vote For 1

	TOTAL	Election Day	Absentee	Early Voting
Angel Luis Vega	36	12	2	22
Janet T. Dudding	46	7	15	24

DEM Commissioner of the General Land Office

Vote For 1

	TOTAL	Election Day	Absentee	Early Voting
Sandragrace Martinez	37	9	8	20
Jay Kleberg	46	12	9	25

DEM Member, State Board of Education, District 1 State Board of Education, District 1

Vote For 1

	TOTAL	Election Day	Absentee	Early Voting
Melissa N. Ortega	55	13	10	32
Laura Marquez	25	6	6	13

DEM County Judge County Races

Vote For 1

	TOTAL	Election Day	Absentee	Early Voting
Ina Minjarez	46	16	6	24
Peter Sakai	44	9	13	22

DEM Judge, County Court at Law No. 2 County Races

Vote For 1

	TOTAL	Election Day	Absentee	Early Voting
Melissa Saenz	53	11	13	29
Maria Teresa Garcia	28	9	3	16

Summary Results Report
May 24, 2022 Joint Primary Runoff Election
May 24, 2022

UNOFFICIAL RESULTS

Bexar County

2096

DEM District Clerk County Races

Vote For 1

	TOTAL	Election Day	Absentee	Early Voting
Gloria A. Martinez	52	17	8	27
Christine "Chris" Castillo	31	4	9	18

RETRIEVED FROM DEMOCRACYDOCKET.COM

Summary Results Report
May 24, 2022 Joint Primary Runoff Election
May 24, 2022

UNOFFICIAL RESULTS

Bexar County

2097

Statistics

	TOTAL	Election Day	Absentee	Early Voting
Registered Voters - Total	2,529			
Ballots Cast - Total	191	78	19	94
Ballots Cast - Democratic Party	118	44	12	62
Voter Turnout - Total	7.55%			

DEM Lieutenant Governor

Vote For 1

	TOTAL	Election Day	Absentee	Early Voting
Michelle Beckley	67	31	3	33
Mike Collier	49	12	9	28

DEM Attorney General

Vote For 1

	TOTAL	Election Day	Absentee	Early Voting
Rochelle Mercedes Garza	90	37	8	45
Joe Jaworski	25	6	3	16

DEM Comptroller of Public Accounts

Vote For 1

	TOTAL	Election Day	Absentee	Early Voting
Angel Luis Vega	55	25	6	24
Janet T. Dudding	60	17	6	37

DEM Commissioner of the General Land Office

Vote For 1

	TOTAL	Election Day	Absentee	Early Voting
Sandragrace Martinez	74	34	7	33
Jay Kleberg	41	8	5	28

DEM Member, State Board of Education, District 1 State Board of Education, District 1

Vote For 1

	TOTAL	Election Day	Absentee	Early Voting
Melissa N. Ortega	82	29	11	42
Laura Marquez	28	11	1	16

DEM County Judge County Races

Vote For 1

	TOTAL	Election Day	Absentee	Early Voting
Ina Minjarez	50	20	2	28
Peter Sakai	65	23	9	33

DEM Judge, County Court at Law No. 2 County Races

Vote For 1

	TOTAL	Election Day	Absentee	Early Voting
Melissa Saenz	66	27	8	31
Maria Teresa Garcia	46	15	3	28

Summary Results Report
May 24, 2022 Joint Primary Runoff Election
May 24, 2022

UNOFFICIAL RESULTS

Bexar County

2097

DEM District Clerk County Races

Vote For 1

	TOTAL	Election Day	Absentee	Early Voting
Gloria A. Martinez	58	29	7	22
Christine "Chris" Castillo	58	14	5	39

RETRIEVED FROM DEMOCRACYDOCKET.COM

Summary Results Report
May 24, 2022 Joint Primary Runoff Election
May 24, 2022

UNOFFICIAL RESULTS

Bexar County

2098

Statistics

	TOTAL	Election Day	Absentee	Early Voting
Registered Voters - Total	1,522			
Ballots Cast - Total	99	45	7	47
Ballots Cast - Democratic Party	59	27	5	27
Voter Turnout - Total	6.50%			

DEM Lieutenant Governor

Vote For 1

	TOTAL	Election Day	Absentee	Early Voting
Michelle Beckley	42	18	3	21
Mike Collier	16	8	2	6

DEM Attorney General

Vote For 1

	TOTAL	Election Day	Absentee	Early Voting
Rochelle Mercedes Garza	42	20	2	20
Joe Jaworski	16	6	3	7

DEM Comptroller of Public Accounts

Vote For 1

	TOTAL	Election Day	Absentee	Early Voting
Angel Luis Vega	33	19	2	12
Janet T. Dudding	24	6	3	15

DEM Commissioner of the General Land Office

Vote For 1

	TOTAL	Election Day	Absentee	Early Voting
Sandragrace Martinez	48	21	5	22
Jay Kleberg	9	4	0	5

DEM County Judge County Races

Vote For 1

	TOTAL	Election Day	Absentee	Early Voting
Ina Minjarez	28	11	2	15
Peter Sakai	30	15	3	12

DEM Judge, County Court at Law No. 2 County Races

Vote For 1

	TOTAL	Election Day	Absentee	Early Voting
Melissa Saenz	34	11	4	19
Maria Teresa Garcia	22	13	1	8

DEM District Clerk County Races

Vote For 1

	TOTAL	Election Day	Absentee	Early Voting
Gloria A. Martinez	33	14	3	16
Christine "Chris" Castillo	24	11	2	11

Summary Results Report
May 24, 2022 Joint Primary Runoff Election
May 24, 2022

UNOFFICIAL RESULTS

Bexar County

2099

Statistics

	TOTAL	Election Day	Absentee	Early Voting
Registered Voters - Total	1,674			
Ballots Cast - Total	172	55	22	95
Ballots Cast - Democratic Party	105	26	18	61
Voter Turnout - Total	10.27%			

DEM Lieutenant Governor

Vote For 1

	TOTAL	Election Day	Absentee	Early Voting
Michelle Beckley	43	14	2	27
Mike Collier	58	11	15	32

DEM Attorney General

Vote For 1

	TOTAL	Election Day	Absentee	Early Voting
Rochelle Mercedes Garza	65	17	9	39
Joe Jaworski	37	8	9	20

DEM Comptroller of Public Accounts

Vote For 1

	TOTAL	Election Day	Absentee	Early Voting
Angel Luis Vega	38	15	2	21
Janet T. Dudding	62	8	16	38

DEM Commissioner of the General Land Office

Vote For 1

	TOTAL	Election Day	Absentee	Early Voting
Sandragrace Martinez	47	14	2	31
Jay Kleberg	51	9	16	26

DEM Member, State Board of Education, District 1 State Board of Education, District 1

Vote For 1

	TOTAL	Election Day	Absentee	Early Voting
Melissa N. Ortega	71	18	14	39
Laura Marquez	28	7	4	17

DEM County Judge County Races

Vote For 1

	TOTAL	Election Day	Absentee	Early Voting
Ina Minjarez	42	9	4	29
Peter Sakai	62	17	14	31

DEM Judge, County Court at Law No. 2 County Races

Vote For 1

	TOTAL	Election Day	Absentee	Early Voting
Melissa Saenz	61	15	16	30
Maria Teresa Garcia	38	10	2	26

Summary Results Report
May 24, 2022 Joint Primary Runoff Election
May 24, 2022

UNOFFICIAL RESULTS

Bexar County

2099

DEM District Clerk County Races

Vote For 1

	TOTAL	Election Day	Absentee	Early Voting
Gloria A. Martinez	45	13	4	28
Christine "Chris" Castillo	53	11	14	28

RETRIEVED FROM DEMOCRACYDOCKET.COM

Summary Results Report
May 24, 2022 Joint Primary Runoff Election
May 24, 2022

UNOFFICIAL RESULTS

Bexar County

2100

Statistics

	TOTAL	Election Day	Absentee	Early Voting
Registered Voters - Total	1,315			
Ballots Cast - Total	110	53	24	33
Ballots Cast - Democratic Party	81	35	22	24
Voter Turnout - Total	8.36%			

DEM Lieutenant Governor

Vote For 1

	TOTAL	Election Day	Absentee	Early Voting
Michelle Beckley	44	22	8	14
Mike Collier	35	13	13	9

DEM Attorney General

Vote For 1

	TOTAL	Election Day	Absentee	Early Voting
Rochelle Mercedes Garza	55	30	13	12
Joe Jaworski	24	5	8	11

DEM Comptroller of Public Accounts

Vote For 1

	TOTAL	Election Day	Absentee	Early Voting
Angel Luis Vega	43	21	12	10
Janet T. Dudding	35	14	9	12

DEM Commissioner of the General Land Office

Vote For 1

	TOTAL	Election Day	Absentee	Early Voting
Sandragrace Martinez	52	26	10	16
Jay Kleberg	27	9	12	6

DEM County Judge County Races

Vote For 1

	TOTAL	Election Day	Absentee	Early Voting
Ina Minjarez	34	18	7	9
Peter Sakai	47	17	15	15

DEM Judge, County Court at Law No. 2 County Races

Vote For 1

	TOTAL	Election Day	Absentee	Early Voting
Melissa Saenz	39	18	10	11
Maria Teresa Garcia	38	17	11	10

DEM District Clerk County Races

Vote For 1

	TOTAL	Election Day	Absentee	Early Voting
Gloria A. Martinez	44	21	9	14
Christine "Chris" Castillo	35	14	12	9

Summary Results Report
May 24, 2022 Joint Primary Runoff Election
May 24, 2022

UNOFFICIAL RESULTS

Bexar County

2101

Statistics

	TOTAL	Election Day	Absentee	Early Voting
Registered Voters - Total	77			
Ballots Cast - Total	7	5	0	2
Ballots Cast - Democratic Party	2	0	0	2
Voter Turnout - Total	9.09%			

DEM Lieutenant Governor

Vote For 1

	TOTAL	Election Day	Absentee	Early Voting
Michelle Beckley	1	0	0	1
Mike Collier	0	0	0	0

DEM Attorney General

Vote For 1

	TOTAL	Election Day	Absentee	Early Voting
Rochelle Mercedes Garza	1	0	0	1
Joe Jaworski	1	0	0	1

DEM Comptroller of Public Accounts

Vote For 1

	TOTAL	Election Day	Absentee	Early Voting
Angel Luis Vega	0	0	0	0
Janet T. Dudding	1	0	0	1

DEM Commissioner of the General Land Office

Vote For 1

	TOTAL	Election Day	Absentee	Early Voting
Sandragrace Martinez	1	0	0	1
Jay Kleberg	0	0	0	0

DEM County Judge County Races

Vote For 1

	TOTAL	Election Day	Absentee	Early Voting
Ina Minjarez	1	0	0	1
Peter Sakai	1	0	0	1

DEM Judge, County Court at Law No. 2 County Races

Vote For 1

	TOTAL	Election Day	Absentee	Early Voting
Melissa Saenz	0	0	0	0
Maria Teresa Garcia	1	0	0	1

DEM District Clerk County Races

Vote For 1

	TOTAL	Election Day	Absentee	Early Voting
Gloria A. Martinez	0	0	0	0
Christine "Chris" Castillo	1	0	0	1

Summary Results Report
May 24, 2022 Joint Primary Runoff Election
May 24, 2022

UNOFFICIAL RESULTS

Bexar County

2102

Statistics

	TOTAL	Election Day	Absentee	Early Voting
Registered Voters - Total	2,647			
Ballots Cast - Total	272	117	21	134
Ballots Cast - Democratic Party	170	68	18	84
Voter Turnout - Total	10.28%			

DEM Lieutenant Governor

Vote For 1

	TOTAL	Election Day	Absentee	Early Voting
Michelle Beckley	87	35	6	46
Mike Collier	76	29	12	35

DEM Attorney General

Vote For 1

	TOTAL	Election Day	Absentee	Early Voting
Rochelle Mercedes Garza	114	45	12	57
Joe Jaworski	47	17	6	24

DEM Comptroller of Public Accounts

Vote For 1

	TOTAL	Election Day	Absentee	Early Voting
Angel Luis Vega	84	31	9	44
Janet T. Dudding	72	29	8	35

DEM Commissioner of the General Land Office

Vote For 1

	TOTAL	Election Day	Absentee	Early Voting
Sandragrace Martinez	104	43	10	51
Jay Kleberg	56	19	8	29

DEM Member, State Board of Education, District 1 State Board of Education, District 1

Vote For 1

	TOTAL	Election Day	Absentee	Early Voting
Melissa N. Ortega	101	43	11	47
Laura Marquez	53	17	6	30

DEM County Judge County Races

Vote For 1

	TOTAL	Election Day	Absentee	Early Voting
Ina Minjarez	67	30	11	26
Peter Sakai	100	35	7	58

DEM Judge, County Court at Law No. 2 County Races

Vote For 1

	TOTAL	Election Day	Absentee	Early Voting
Melissa Saenz	103	39	10	54
Maria Teresa Garcia	53	21	8	24

Summary Results Report
May 24, 2022 Joint Primary Runoff Election
May 24, 2022

UNOFFICIAL RESULTS

Bexar County

2102

DEM District Clerk County Races

Vote For 1

	TOTAL	Election Day	Absentee	Early Voting
Gloria A. Martinez	93	35	11	47
Christine "Chris" Castillo	63	24	6	33

RETRIEVED FROM DEMOCRACYDOCKET.COM

Summary Results Report
May 24, 2022 Joint Primary Runoff Election
May 24, 2022

UNOFFICIAL RESULTS

Bexar County

2103

Statistics

	TOTAL	Election Day	Absentee	Early Voting
Registered Voters - Total	326			
Ballots Cast - Total	10	3	0	7
Ballots Cast - Democratic Party	9	2	0	7
Voter Turnout - Total	3.07%			

DEM Lieutenant Governor

Vote For 1

	TOTAL	Election Day	Absentee	Early Voting
Michelle Beckley	5	0	0	5
Mike Collier	2	0	0	2

DEM Attorney General

Vote For 1

	TOTAL	Election Day	Absentee	Early Voting
Rochelle Mercedes Garza	7	1	0	6
Joe Jaworski	1	0	0	1

DEM Comptroller of Public Accounts

Vote For 1

	TOTAL	Election Day	Absentee	Early Voting
Angel Luis Vega	4	0	0	4
Janet T. Dudding	3	0	0	3

DEM Commissioner of the General Land Office

Vote For 1

	TOTAL	Election Day	Absentee	Early Voting
Sandragrace Martinez	6	0	0	6
Jay Kleberg	1	0	0	1

DEM County Judge County Races

Vote For 1

	TOTAL	Election Day	Absentee	Early Voting
Ina Minjarez	3	0	0	3
Peter Sakai	6	2	0	4

DEM Judge, County Court at Law No. 2 County Races

Vote For 1

	TOTAL	Election Day	Absentee	Early Voting
Melissa Saenz	5	0	0	5
Maria Teresa Garcia	2	0	0	2

DEM District Clerk County Races

Vote For 1

	TOTAL	Election Day	Absentee	Early Voting
Gloria A. Martinez	3	0	0	3
Christine "Chris" Castillo	4	0	0	4

Summary Results Report
May 24, 2022 Joint Primary Runoff Election
May 24, 2022

UNOFFICIAL RESULTS

Bexar County

2104

Statistics

	TOTAL	Election Day	Absentee	Early Voting
Registered Voters - Total	272			
Ballots Cast - Total	26	5	6	15
Ballots Cast - Democratic Party	22	5	6	11
Voter Turnout - Total	9.56%			

DEM Lieutenant Governor

Vote For 1

	TOTAL	Election Day	Absentee	Early Voting
Michelle Beckley	11	3	2	6
Mike Collier	9	2	4	3

DEM Attorney General

Vote For 1

	TOTAL	Election Day	Absentee	Early Voting
Rochelle Mercedes Garza	10	4	2	4
Joe Jaworski	9	1	3	5

DEM Comptroller of Public Accounts

Vote For 1

	TOTAL	Election Day	Absentee	Early Voting
Angel Luis Vega	16	5	6	5
Janet T. Dudding	4	0	0	4

DEM Commissioner of the General Land Office

Vote For 1

	TOTAL	Election Day	Absentee	Early Voting
Sandragrace Martinez	15	3	5	7
Jay Kleberg	5	2	1	2

DEM County Judge County Races

Vote For 1

	TOTAL	Election Day	Absentee	Early Voting
Ina Minjarez	5	3	1	1
Peter Sakai	17	2	5	10

DEM Judge, County Court at Law No. 2 County Races

Vote For 1

	TOTAL	Election Day	Absentee	Early Voting
Melissa Saenz	8	2	0	6
Maria Teresa Garcia	12	3	6	3

DEM District Clerk County Races

Vote For 1

	TOTAL	Election Day	Absentee	Early Voting
Gloria A. Martinez	10	3	4	3
Christine "Chris" Castillo	10	2	2	6

Summary Results Report
May 24, 2022 Joint Primary Runoff Election
May 24, 2022

UNOFFICIAL RESULTS

Bexar County

2105

Statistics

	TOTAL	Election Day	Absentee	Early Voting
Registered Voters - Total	579			
Ballots Cast - Total	29	6	11	12
Ballots Cast - Democratic Party	27	6	11	10
Voter Turnout - Total	5.01%			

DEM Lieutenant Governor

Vote For 1

	TOTAL	Election Day	Absentee	Early Voting
Michelle Beckley	11	3	3	5
Mike Collier	12	2	5	5

DEM Attorney General

Vote For 1

	TOTAL	Election Day	Absentee	Early Voting
Rochelle Mercedes Garza	19	4	8	7
Joe Jaworski	6	1	3	2

DEM Comptroller of Public Accounts

Vote For 1

	TOTAL	Election Day	Absentee	Early Voting
Angel Luis Vega	19	3	7	9
Janet T. Dudding	6	2	3	1

DEM Commissioner of the General Land Office

Vote For 1

	TOTAL	Election Day	Absentee	Early Voting
Sandragrace Martinez	20	4	7	9
Jay Kleberg	7	2	4	1

DEM County Judge County Races

Vote For 1

	TOTAL	Election Day	Absentee	Early Voting
Ina Minjarez	8	1	4	3
Peter Sakai	17	4	7	6

DEM Judge, County Court at Law No. 2 County Races

Vote For 1

	TOTAL	Election Day	Absentee	Early Voting
Melissa Saenz	13	2	5	6
Maria Teresa Garcia	11	3	4	4

DEM District Clerk County Races

Vote For 1

	TOTAL	Election Day	Absentee	Early Voting
Gloria A. Martinez	13	1	5	7
Christine "Chris" Castillo	11	4	5	2

Summary Results Report
May 24, 2022 Joint Primary Runoff Election
May 24, 2022

UNOFFICIAL RESULTS

Bexar County

2106

Statistics

	TOTAL	Election Day	Absentee	Early Voting
Registered Voters - Total	585			
Ballots Cast - Total	36	14	4	18
Ballots Cast - Democratic Party	26	7	4	15
Voter Turnout - Total	6.15%			

DEM Lieutenant Governor

Vote For 1

	TOTAL	Election Day	Absentee	Early Voting
Michelle Beckley	13	5	0	8
Mike Collier	9	2	3	4

DEM Attorney General

Vote For 1

	TOTAL	Election Day	Absentee	Early Voting
Rochelle Mercedes Garza	16	7	3	6
Joe Jaworski	7	0	1	6

DEM Comptroller of Public Accounts

Vote For 1

	TOTAL	Election Day	Absentee	Early Voting
Angel Luis Vega	13	3	4	6
Janet T. Dudding	9	4	0	5

DEM Commissioner of the General Land Office

Vote For 1

	TOTAL	Election Day	Absentee	Early Voting
Sandragrace Martinez	15	4	3	8
Jay Kleberg	8	3	1	4

DEM County Judge County Races

Vote For 1

	TOTAL	Election Day	Absentee	Early Voting
Ina Minjarez	12	5	3	4
Peter Sakai	14	2	1	11

DEM Judge, County Court at Law No. 2 County Races

Vote For 1

	TOTAL	Election Day	Absentee	Early Voting
Melissa Saenz	15	5	0	10
Maria Teresa Garcia	9	2	3	4

DEM District Clerk County Races

Vote For 1

	TOTAL	Election Day	Absentee	Early Voting
Gloria A. Martinez	11	5	1	5
Christine "Chris" Castillo	11	2	3	6

Summary Results Report
May 24, 2022 Joint Primary Runoff Election
May 24, 2022

UNOFFICIAL RESULTS

Bexar County

2107

Statistics

	TOTAL	Election Day	Absentee	Early Voting
Registered Voters - Total	3,566			
Ballots Cast - Total	171	81	13	77
Ballots Cast - Democratic Party	78	35	6	37
Voter Turnout - Total	4.80%			

DEM Lieutenant Governor

Vote For 1

	TOTAL	Election Day	Absentee	Early Voting
Michelle Beckley	47	22	3	22
Mike Collier	27	11	2	14

DEM Attorney General

Vote For 1

	TOTAL	Election Day	Absentee	Early Voting
Rochelle Mercedes Garza	57	26	3	28
Joe Jaworski	18	7	2	9

DEM Comptroller of Public Accounts

Vote For 1

	TOTAL	Election Day	Absentee	Early Voting
Angel Luis Vega	36	16	3	17
Janet T. Dudding	36	17	1	18

DEM Commissioner of the General Land Office

Vote For 1

	TOTAL	Election Day	Absentee	Early Voting
Sandragrace Martinez	53	24	3	26
Jay Kleberg	21	9	2	10

DEM Member, State Board of Education, District 1 State Board of Education, District 1

Vote For 1

	TOTAL	Election Day	Absentee	Early Voting
Melissa N. Ortega	43	18	3	22
Laura Marquez	26	14	1	11

DEM County Judge County Races

Vote For 1

	TOTAL	Election Day	Absentee	Early Voting
Ina Minjarez	39	16	2	21
Peter Sakai	37	18	4	15

DEM Judge, County Court at Law No. 2 County Races

Vote For 1

	TOTAL	Election Day	Absentee	Early Voting
Melissa Saenz	40	20	2	18
Maria Teresa Garcia	31	13	2	16

Summary Results Report
May 24, 2022 Joint Primary Runoff Election
May 24, 2022

UNOFFICIAL RESULTS

Bexar County

2107

DEM District Clerk County Races

Vote For 1

	TOTAL	Election Day	Absentee	Early Voting
Gloria A. Martinez	37	20	3	14
Christine "Chris" Castillo	35	13	1	21

RETRIEVED FROM DEMOCRACYDOCKET.COM

Summary Results Report
May 24, 2022 Joint Primary Runoff Election
May 24, 2022

UNOFFICIAL RESULTS

Bexar County

2108

Statistics

	TOTAL	Election Day	Absentee	Early Voting
Registered Voters - Total	1,190			
Ballots Cast - Total	170	54	19	97
Ballots Cast - Democratic Party	98	30	11	57
Voter Turnout - Total	14.29%			

DEM Lieutenant Governor

Vote For 1

	TOTAL	Election Day	Absentee	Early Voting
Michelle Beckley	32	10	4	18
Mike Collier	58	20	6	32

DEM Attorney General

Vote For 1

	TOTAL	Election Day	Absentee	Early Voting
Rochelle Mercedes Garza	57	18	8	31
Joe Jaworski	32	11	2	19

DEM Comptroller of Public Accounts

Vote For 1

	TOTAL	Election Day	Absentee	Early Voting
Angel Luis Vega	39	11	4	24
Janet T. Dudding	48	16	6	26

DEM Commissioner of the General Land Office

Vote For 1

	TOTAL	Election Day	Absentee	Early Voting
Sandragrace Martinez	48	14	6	28
Jay Kleberg	37	13	4	20

DEM Member, State Board of Education, District 1 State Board of Education, District 1

Vote For 1

	TOTAL	Election Day	Absentee	Early Voting
Melissa N. Ortega	58	21	9	28
Laura Marquez	27	7	1	19

DEM County Judge County Races

Vote For 1

	TOTAL	Election Day	Absentee	Early Voting
Ina Minjarez	29	9	3	17
Peter Sakai	69	21	8	40

DEM Judge, County Court at Law No. 2 County Races

Vote For 1

	TOTAL	Election Day	Absentee	Early Voting
Melissa Saenz	46	17	7	22
Maria Teresa Garcia	40	9	3	28

Summary Results Report
May 24, 2022 Joint Primary Runoff Election
May 24, 2022

UNOFFICIAL RESULTS

Bexar County

2108

DEM District Clerk County Races

Vote For 1

	TOTAL	Election Day	Absentee	Early Voting
Gloria A. Martinez	45	18	6	21
Christine "Chris" Castillo	45	10	4	31

RETRIEVED FROM DEMOCRACYDOCKET.COM

Summary Results Report
May 24, 2022 Joint Primary Runoff Election
May 24, 2022

UNOFFICIAL RESULTS

Bexar County

2109

Statistics

	TOTAL	Election Day	Absentee	Early Voting
Registered Voters - Total	0			
Ballots Cast - Total	0	0	0	0
Ballots Cast - Democratic Party	0	0	0	0
Voter Turnout - Total	0.00%			

DEM Lieutenant Governor

Vote For 1

	TOTAL	Election Day	Absentee	Early Voting
Michelle Beckley	0	0	0	0
Mike Collier	0	0	0	0

DEM Attorney General

Vote For 1

	TOTAL	Election Day	Absentee	Early Voting
Rochelle Mercedes Garza	0	0	0	0
Joe Jaworski	0	0	0	0

DEM Comptroller of Public Accounts

Vote For 1

	TOTAL	Election Day	Absentee	Early Voting
Angel Luis Vega	0	0	0	0
Janet T. Dudding	0	0	0	0

DEM Commissioner of the General Land Office

Vote For 1

	TOTAL	Election Day	Absentee	Early Voting
Sandragrace Martinez	0	0	0	0
Jay Kleberg	0	0	0	0

DEM County Judge County Races

Vote For 1

	TOTAL	Election Day	Absentee	Early Voting
Ina Minjarez	0	0	0	0
Peter Sakai	0	0	0	0

DEM Judge, County Court at Law No. 2 County Races

Vote For 1

	TOTAL	Election Day	Absentee	Early Voting
Melissa Saenz	0	0	0	0
Maria Teresa Garcia	0	0	0	0

DEM District Clerk County Races

Vote For 1

	TOTAL	Election Day	Absentee	Early Voting
Gloria A. Martinez	0	0	0	0
Christine "Chris" Castillo	0	0	0	0

Summary Results Report
May 24, 2022 Joint Primary Runoff Election
May 24, 2022

UNOFFICIAL RESULTS

Bexar County

2110

Statistics

	TOTAL	Election Day	Absentee	Early Voting
Registered Voters - Total	1,024			
Ballots Cast - Total	169	69	37	63
Ballots Cast - Democratic Party	115	43	29	43
Voter Turnout - Total	16.50%			

DEM Lieutenant Governor

Vote For 1

	TOTAL	Election Day	Absentee	Early Voting
Michelle Beckley	47	22	9	16
Mike Collier	62	19	20	23

DEM Attorney General

Vote For 1

	TOTAL	Election Day	Absentee	Early Voting
Rochelle Mercedes Garza	82	31	23	28
Joe Jaworski	26	7	6	13

DEM Comptroller of Public Accounts

Vote For 1

	TOTAL	Election Day	Absentee	Early Voting
Angel Luis Vega	47	23	8	16
Janet T. Dudding	60	15	21	24

DEM Commissioner of the General Land Office

Vote For 1

	TOTAL	Election Day	Absentee	Early Voting
Sandragrace Martinez	53	20	14	19
Jay Kleberg	54	19	15	20

DEM County Judge County Races

Vote For 1

	TOTAL	Election Day	Absentee	Early Voting
Ina Minjarez	44	18	13	13
Peter Sakai	70	25	16	29

DEM Judge, County Court at Law No. 2 County Races

Vote For 1

	TOTAL	Election Day	Absentee	Early Voting
Melissa Saenz	67	23	18	26
Maria Teresa Garcia	37	16	11	10

DEM District Clerk County Races

Vote For 1

	TOTAL	Election Day	Absentee	Early Voting
Gloria A. Martinez	50	22	9	19
Christine "Chris" Castillo	59	18	20	21

Summary Results Report
May 24, 2022 Joint Primary Runoff Election
May 24, 2022

UNOFFICIAL RESULTS

Bexar County

2111

Statistics

	TOTAL	Election Day	Absentee	Early Voting
Registered Voters - Total	1,257			
Ballots Cast - Total	80	27	8	45
Ballots Cast - Democratic Party	58	16	7	35
Voter Turnout - Total	6.36%			

DEM Lieutenant Governor

Vote For 1

	TOTAL	Election Day	Absentee	Early Voting
Michelle Beckley	27	10	1	16
Mike Collier	27	5	6	16

DEM Attorney General

Vote For 1

	TOTAL	Election Day	Absentee	Early Voting
Rochelle Mercedes Garza	40	10	5	25
Joe Jaworski	15	5	2	8

DEM Comptroller of Public Accounts

Vote For 1

	TOTAL	Election Day	Absentee	Early Voting
Angel Luis Vega	30	5	4	21
Janet T. Dudding	22	10	3	9

DEM Commissioner of the General Land Office

Vote For 1

	TOTAL	Election Day	Absentee	Early Voting
Sandragrace Martinez	39	10	5	24
Jay Kleberg	17	5	2	10

DEM County Judge County Races

Vote For 1

	TOTAL	Election Day	Absentee	Early Voting
Ina Minjarez	23	6	3	14
Peter Sakai	34	10	4	20

DEM Judge, County Court at Law No. 2 County Races

Vote For 1

	TOTAL	Election Day	Absentee	Early Voting
Melissa Saenz	32	9	6	17
Maria Teresa Garcia	22	6	1	15

DEM District Clerk County Races

Vote For 1

	TOTAL	Election Day	Absentee	Early Voting
Gloria A. Martinez	31	5	2	24
Christine "Chris" Castillo	24	10	5	9

Summary Results Report
May 24, 2022 Joint Primary Runoff Election
May 24, 2022

UNOFFICIAL RESULTS

Bexar County

2112

Statistics

	TOTAL	Election Day	Absentee	Early Voting
Registered Voters - Total	1,815			
Ballots Cast - Total	205	83	38	84
Ballots Cast - Democratic Party	143	53	32	58
Voter Turnout - Total	11.29%			

DEM Lieutenant Governor

Vote For 1

	TOTAL	Election Day	Absentee	Early Voting
Michelle Beckley	78	28	13	37
Mike Collier	63	25	18	20

DEM Attorney General

Vote For 1

	TOTAL	Election Day	Absentee	Early Voting
Rochelle Mercedes Garza	108	40	21	47
Joe Jaworski	33	12	11	10

DEM Comptroller of Public Accounts

Vote For 1

	TOTAL	Election Day	Absentee	Early Voting
Angel Luis Vega	87	36	15	36
Janet T. Dudding	51	16	16	19

DEM Commissioner of the General Land Office

Vote For 1

	TOTAL	Election Day	Absentee	Early Voting
Sandragrace Martinez	97	42	13	42
Jay Kleberg	45	11	19	15

DEM County Judge County Races

Vote For 1

	TOTAL	Election Day	Absentee	Early Voting
Ina Minjarez	63	24	13	26
Peter Sakai	79	28	19	32

DEM Judge, County Court at Law No. 2 County Races

Vote For 1

	TOTAL	Election Day	Absentee	Early Voting
Melissa Saenz	94	33	27	34
Maria Teresa Garcia	45	19	5	21

DEM District Clerk County Races

Vote For 1

	TOTAL	Election Day	Absentee	Early Voting
Gloria A. Martinez	67	21	20	26
Christine "Chris" Castillo	72	30	12	30

Summary Results Report
May 24, 2022 Joint Primary Runoff Election
May 24, 2022

UNOFFICIAL RESULTS

Bexar County

2113

Statistics

	TOTAL	Election Day	Absentee	Early Voting
Registered Voters - Total	96			
Ballots Cast - Total	2	1	0	1
Ballots Cast - Democratic Party	1	1	0	0
Voter Turnout - Total	2.08%			

DEM Lieutenant Governor

Vote For 1

	TOTAL	Election Day	Absentee	Early Voting
Michelle Beckley	1	1	0	0
Mike Collier	0	0	0	0

DEM Attorney General

Vote For 1

	TOTAL	Election Day	Absentee	Early Voting
Rochelle Mercedes Garza	1	1	0	0
Joe Jaworski	0	0	0	0

DEM Comptroller of Public Accounts

Vote For 1

	TOTAL	Election Day	Absentee	Early Voting
Angel Luis Vega	0	0	0	0
Janet T. Dudding	1	1	0	0

DEM Commissioner of the General Land Office

Vote For 1

	TOTAL	Election Day	Absentee	Early Voting
Sandragrace Martinez	0	0	0	0
Jay Kleberg	1	1	0	0

DEM Member, State Board of Education, District 1 State Board of Education, District 1

Vote For 1

	TOTAL	Election Day	Absentee	Early Voting
Melissa N. Ortega	0	0	0	0
Laura Marquez	1	1	0	0

DEM County Judge County Races

Vote For 1

	TOTAL	Election Day	Absentee	Early Voting
Ina Minjarez	0	0	0	0
Peter Sakai	1	1	0	0

DEM Judge, County Court at Law No. 2 County Races

Vote For 1

	TOTAL	Election Day	Absentee	Early Voting
Melissa Saenz	1	1	0	0
Maria Teresa Garcia	0	0	0	0

Summary Results Report
May 24, 2022 Joint Primary Runoff Election
May 24, 2022

UNOFFICIAL RESULTS

Bexar County

2113

DEM District Clerk County Races

Vote For 1

	TOTAL	Election Day	Absentee	Early Voting
Gloria A. Martinez	1	1	0	0
Christine "Chris" Castillo	0	0	0	0

RETRIEVED FROM DEMOCRACYDOCKET.COM

Summary Results Report
May 24, 2022 Joint Primary Runoff Election
May 24, 2022

UNOFFICIAL RESULTS

Bexar County

2114

Statistics

	TOTAL	Election Day	Absentee	Early Voting
Registered Voters - Total	2,318			
Ballots Cast - Total	165	59	26	80
Ballots Cast - Democratic Party	96	27	20	49
Voter Turnout - Total	7.12%			

DEM Lieutenant Governor

Vote For 1

	TOTAL	Election Day	Absentee	Early Voting
Michelle Beckley	50	17	10	23
Mike Collier	38	6	9	23

DEM Attorney General

Vote For 1

	TOTAL	Election Day	Absentee	Early Voting
Rochelle Mercedes Garza	72	23	12	37
Joe Jaworski	22	4	7	11

DEM Comptroller of Public Accounts

Vote For 1

	TOTAL	Election Day	Absentee	Early Voting
Angel Luis Vega	53	16	9	28
Janet T. Dudding	37	10	10	17

DEM Commissioner of the General Land Office

Vote For 1

	TOTAL	Election Day	Absentee	Early Voting
Sandragrace Martinez	58	19	12	27
Jay Kleberg	36	7	7	22

DEM County Judge County Races

Vote For 1

	TOTAL	Election Day	Absentee	Early Voting
Ina Minjarez	36	14	4	18
Peter Sakai	58	12	16	30

DEM Judge, County Court at Law No. 2 County Races

Vote For 1

	TOTAL	Election Day	Absentee	Early Voting
Melissa Saenz	49	13	11	25
Maria Teresa Garcia	39	11	7	21

DEM District Clerk County Races

Vote For 1

	TOTAL	Election Day	Absentee	Early Voting
Gloria A. Martinez	47	12	10	25
Christine "Chris" Castillo	43	13	8	22

Summary Results Report
May 24, 2022 Joint Primary Runoff Election
May 24, 2022

UNOFFICIAL RESULTS

Bexar County

2115

Statistics

	TOTAL	Election Day	Absentee	Early Voting
Registered Voters - Total	3,959			
Ballots Cast - Total	337	177	35	125
Ballots Cast - Democratic Party	121	54	28	39
Voter Turnout - Total	8.51%			

DEM Lieutenant Governor

Vote For 1

	TOTAL	Election Day	Absentee	Early Voting
Michelle Beckley	76	41	15	20
Mike Collier	40	9	12	19

DEM Attorney General

Vote For 1

	TOTAL	Election Day	Absentee	Early Voting
Rochelle Mercedes Garza	92	46	18	28
Joe Jaworski	25	4	10	11

DEM Comptroller of Public Accounts

Vote For 1

	TOTAL	Election Day	Absentee	Early Voting
Angel Luis Vega	62	26	15	21
Janet T. Dudding	53	24	12	17

DEM Commissioner of the General Land Office

Vote For 1

	TOTAL	Election Day	Absentee	Early Voting
Sandragrace Martinez	79	39	17	23
Jay Kleberg	37	10	11	16

DEM Member, State Board of Education, District 1 State Board of Education, District 1

Vote For 1

	TOTAL	Election Day	Absentee	Early Voting
Melissa N. Ortega	70	33	14	23
Laura Marquez	45	17	12	16

DEM County Judge County Races

Vote For 1

	TOTAL	Election Day	Absentee	Early Voting
Ina Minjarez	52	23	13	16
Peter Sakai	67	29	15	23

DEM Judge, County Court at Law No. 2 County Races

Vote For 1

	TOTAL	Election Day	Absentee	Early Voting
Melissa Saenz	82	34	21	27
Maria Teresa Garcia	32	15	6	11

Summary Results Report
May 24, 2022 Joint Primary Runoff Election
May 24, 2022

UNOFFICIAL RESULTS

Bexar County

2115

DEM District Clerk County Races

Vote For 1

	TOTAL	Election Day	Absentee	Early Voting
Gloria A. Martinez	63	30	13	20
Christine "Chris" Castillo	51	19	14	18

RETRIEVED FROM DEMOCRACYDOCKET.COM

Summary Results Report
May 24, 2022 Joint Primary Runoff Election
May 24, 2022

UNOFFICIAL RESULTS

Bexar County

2116

Statistics

	TOTAL	Election Day	Absentee	Early Voting
Registered Voters - Total	0			
Ballots Cast - Total	0	0	0	0
Ballots Cast - Democratic Party	0	0	0	0
Voter Turnout - Total	0.00%			

DEM Lieutenant Governor

Vote For 1

	TOTAL	Election Day	Absentee	Early Voting
Michelle Beckley	0	0	0	0
Mike Collier	0	0	0	0

DEM Attorney General

Vote For 1

	TOTAL	Election Day	Absentee	Early Voting
Rochelle Mercedes Garza	0	0	0	0
Joe Jaworski	0	0	0	0

DEM Comptroller of Public Accounts

Vote For 1

	TOTAL	Election Day	Absentee	Early Voting
Angel Luis Vega	0	0	0	0
Janet T. Dudding	0	0	0	0

DEM Commissioner of the General Land Office

Vote For 1

	TOTAL	Election Day	Absentee	Early Voting
Sandragrace Martinez	0	0	0	0
Jay Kleberg	0	0	0	0

DEM County Judge County Races

Vote For 1

	TOTAL	Election Day	Absentee	Early Voting
Ina Minjarez	0	0	0	0
Peter Sakai	0	0	0	0

DEM Judge, County Court at Law No. 2 County Races

Vote For 1

	TOTAL	Election Day	Absentee	Early Voting
Melissa Saenz	0	0	0	0
Maria Teresa Garcia	0	0	0	0

DEM District Clerk County Races

Vote For 1

	TOTAL	Election Day	Absentee	Early Voting
Gloria A. Martinez	0	0	0	0
Christine "Chris" Castillo	0	0	0	0

Summary Results Report
May 24, 2022 Joint Primary Runoff Election
May 24, 2022

UNOFFICIAL RESULTS

Bexar County

2117

Statistics

	TOTAL	Election Day	Absentee	Early Voting
Registered Voters - Total	661			
Ballots Cast - Total	49	24	5	20
Ballots Cast - Democratic Party	42	21	3	18
Voter Turnout - Total	7.41%			

DEM Lieutenant Governor

Vote For 1

	TOTAL	Election Day	Absentee	Early Voting
Michelle Beckley	25	15	1	9
Mike Collier	11	4	2	5

DEM Attorney General

Vote For 1

	TOTAL	Election Day	Absentee	Early Voting
Rochelle Mercedes Garza	32	18	3	11
Joe Jaworski	5	2	0	3

DEM Comptroller of Public Accounts

Vote For 1

	TOTAL	Election Day	Absentee	Early Voting
Angel Luis Vega	27	18	2	7
Janet T. Dudding	9	2	1	6

DEM Commissioner of the General Land Office

Vote For 1

	TOTAL	Election Day	Absentee	Early Voting
Sandragrace Martinez	31	18	2	11
Jay Kleberg	7	3	1	3

DEM County Judge County Races

Vote For 1

	TOTAL	Election Day	Absentee	Early Voting
Ina Minjarez	15	7	0	8
Peter Sakai	27	14	3	10

DEM Judge, County Court at Law No. 2 County Races

Vote For 1

	TOTAL	Election Day	Absentee	Early Voting
Melissa Saenz	19	10	1	8
Maria Teresa Garcia	19	10	2	7

DEM District Clerk County Races

Vote For 1

	TOTAL	Election Day	Absentee	Early Voting
Gloria A. Martinez	20	13	1	6
Christine "Chris" Castillo	17	7	2	8

Summary Results Report
May 24, 2022 Joint Primary Runoff Election
May 24, 2022

UNOFFICIAL RESULTS

Bexar County

2118

Statistics

	TOTAL	Election Day	Absentee	Early Voting
Registered Voters - Total	33			
Ballots Cast - Total	4	1	1	2
Ballots Cast - Democratic Party	4	1	1	2
Voter Turnout - Total	12.12%			

DEM Lieutenant Governor

Vote For 1

	TOTAL	Election Day	Absentee	Early Voting
Michelle Beckley	3	1	0	2
Mike Collier	1	0	1	0

DEM Attorney General

Vote For 1

	TOTAL	Election Day	Absentee	Early Voting
Rochelle Mercedes Garza	4	1	1	2
Joe Jaworski	0	0	0	0

DEM Comptroller of Public Accounts

Vote For 1

	TOTAL	Election Day	Absentee	Early Voting
Angel Luis Vega	4	1	1	2
Janet T. Dudding	0	0	0	0

DEM Commissioner of the General Land Office

Vote For 1

	TOTAL	Election Day	Absentee	Early Voting
Sandragrace Martinez	3	1	0	2
Jay Kleberg	1	0	1	0

DEM County Judge County Races

Vote For 1

	TOTAL	Election Day	Absentee	Early Voting
Ina Minjarez	0	0	0	0
Peter Sakai	4	1	1	2

DEM Judge, County Court at Law No. 2 County Races

Vote For 1

	TOTAL	Election Day	Absentee	Early Voting
Melissa Saenz	3	1	0	2
Maria Teresa Garcia	1	0	1	0

DEM District Clerk County Races

Vote For 1

	TOTAL	Election Day	Absentee	Early Voting
Gloria A. Martinez	2	1	0	1
Christine "Chris" Castillo	2	0	1	1

Summary Results Report
May 24, 2022 Joint Primary Runoff Election
May 24, 2022

UNOFFICIAL RESULTS

Bexar County

2119

Statistics

	TOTAL	Election Day	Absentee	Early Voting
Registered Voters - Total	325			
Ballots Cast - Total	13	5	3	5
Ballots Cast - Democratic Party	11	4	3	4
Voter Turnout - Total	4.00%			

DEM Lieutenant Governor

Vote For 1

	TOTAL	Election Day	Absentee	Early Voting
Michelle Beckley	4	2	0	2
Mike Collier	7	2	3	2

DEM Attorney General

Vote For 1

	TOTAL	Election Day	Absentee	Early Voting
Rochelle Mercedes Garza	6	2	1	3
Joe Jaworski	5	2	2	1

DEM Comptroller of Public Accounts

Vote For 1

	TOTAL	Election Day	Absentee	Early Voting
Angel Luis Vega	5	2	0	3
Janet T. Dudding	6	2	3	1

DEM Commissioner of the General Land Office

Vote For 1

	TOTAL	Election Day	Absentee	Early Voting
Sandragrace Martinez	6	2	1	3
Jay Kleberg	5	2	2	1

DEM County Judge County Races

Vote For 1

	TOTAL	Election Day	Absentee	Early Voting
Ina Minjarez	5	2	1	2
Peter Sakai	5	1	2	2

DEM Judge, County Court at Law No. 2 County Races

Vote For 1

	TOTAL	Election Day	Absentee	Early Voting
Melissa Saenz	7	2	1	4
Maria Teresa Garcia	4	2	2	0

DEM District Clerk County Races

Vote For 1

	TOTAL	Election Day	Absentee	Early Voting
Gloria A. Martinez	7	2	1	4
Christine "Chris" Castillo	4	2	2	0

Summary Results Report
May 24, 2022 Joint Primary Runoff Election
May 24, 2022

UNOFFICIAL RESULTS

Bexar County

2120

Statistics

	TOTAL	Election Day	Absentee	Early Voting
Registered Voters - Total	2,944			
Ballots Cast - Total	142	81	11	50
Ballots Cast - Democratic Party	74	45	4	25
Voter Turnout - Total	4.82%			

DEM Lieutenant Governor

Vote For 1

	TOTAL	Election Day	Absentee	Early Voting
Michelle Beckley	49	30	3	16
Mike Collier	21	12	1	8

DEM Attorney General

Vote For 1

	TOTAL	Election Day	Absentee	Early Voting
Rochelle Mercedes Garza	60	36	2	22
Joe Jaworski	11	6	2	3

DEM Comptroller of Public Accounts

Vote For 1

	TOTAL	Election Day	Absentee	Early Voting
Angel Luis Vega	29	18	2	9
Janet T. Dudding	42	24	2	16

DEM Commissioner of the General Land Office

Vote For 1

	TOTAL	Election Day	Absentee	Early Voting
Sandragrace Martinez	51	31	3	17
Jay Kleberg	20	11	1	8

DEM Member, State Board of Education, District 1 State Board of Education, District 1

Vote For 1

	TOTAL	Election Day	Absentee	Early Voting
Melissa N. Ortega	45	26	3	16
Laura Marquez	24	15	1	8

DEM County Judge County Races

Vote For 1

	TOTAL	Election Day	Absentee	Early Voting
Ina Minjarez	46	27	1	18
Peter Sakai	27	17	3	7

DEM Judge, County Court at Law No. 2 County Races

Vote For 1

	TOTAL	Election Day	Absentee	Early Voting
Melissa Saenz	42	26	3	13
Maria Teresa Garcia	30	18	1	11

Summary Results Report
May 24, 2022 Joint Primary Runoff Election
May 24, 2022

UNOFFICIAL RESULTS

Bexar County

2120

DEM District Clerk County Races

Vote For 1

	TOTAL	Election Day	Absentee	Early Voting
Gloria A. Martinez	37	21	2	14
Christine "Chris" Castillo	32	20	2	10

RETRIEVED FROM DEMOCRACYDOCKET.COM

Summary Results Report
May 24, 2022 Joint Primary Runoff Election
May 24, 2022

UNOFFICIAL RESULTS

Bexar County

2121

Statistics

	TOTAL	Election Day	Absentee	Early Voting
Registered Voters - Total	515			
Ballots Cast - Total	39	16	4	19
Ballots Cast - Democratic Party	24	11	2	11
Voter Turnout - Total	7.57%			

DEM Lieutenant Governor

Vote For 1

	TOTAL	Election Day	Absentee	Early Voting
Michelle Beckley	12	7	0	5
Mike Collier	8	1	2	5

DEM Attorney General

Vote For 1

	TOTAL	Election Day	Absentee	Early Voting
Rochelle Mercedes Garza	17	8	1	8
Joe Jaworski	2	0	1	1

DEM Comptroller of Public Accounts

Vote For 1

	TOTAL	Election Day	Absentee	Early Voting
Angel Luis Vega	12	4	2	6
Janet T. Dudding	6	4	0	2

DEM Commissioner of the General Land Office

Vote For 1

	TOTAL	Election Day	Absentee	Early Voting
Sandragrace Martinez	14	5	2	7
Jay Kleberg	5	3	0	2

DEM County Judge County Races

Vote For 1

	TOTAL	Election Day	Absentee	Early Voting
Ina Minjarez	10	6	1	3
Peter Sakai	13	5	1	7

DEM Judge, County Court at Law No. 2 County Races

Vote For 1

	TOTAL	Election Day	Absentee	Early Voting
Melissa Saenz	11	5	2	4
Maria Teresa Garcia	10	4	0	6

DEM District Clerk County Races

Vote For 1

	TOTAL	Election Day	Absentee	Early Voting
Gloria A. Martinez	10	5	2	3
Christine "Chris" Castillo	9	4	0	5

Summary Results Report
May 24, 2022 Joint Primary Runoff Election
May 24, 2022

UNOFFICIAL RESULTS

Bexar County

2122

Statistics

	TOTAL	Election Day	Absentee	Early Voting
Registered Voters - Total	1,795			
Ballots Cast - Total	57	28	6	23
Ballots Cast - Democratic Party	42	19	4	19
Voter Turnout - Total	3.18%			

DEM Lieutenant Governor

Vote For 1

	TOTAL	Election Day	Absentee	Early Voting
Michelle Beckley	22	13	2	7
Mike Collier	17	6	2	9

DEM Attorney General

Vote For 1

	TOTAL	Election Day	Absentee	Early Voting
Rochelle Mercedes Garza	34	16	4	14
Joe Jaworski	6	3	0	3

DEM Comptroller of Public Accounts

Vote For 1

	TOTAL	Election Day	Absentee	Early Voting
Angel Luis Vega	23	11	2	10
Janet T. Dudding	15	7	2	6

DEM Commissioner of the General Land Office

Vote For 1

	TOTAL	Election Day	Absentee	Early Voting
Sandragrace Martinez	28	13	3	12
Jay Kleberg	11	5	1	5

DEM Member, State Board of Education, District 1 State Board of Education, District 1

Vote For 1

	TOTAL	Election Day	Absentee	Early Voting
Melissa N. Ortega	27	13	1	13
Laura Marquez	12	5	3	4

DEM County Judge County Races

Vote For 1

	TOTAL	Election Day	Absentee	Early Voting
Ina Minjarez	16	7	1	8
Peter Sakai	24	10	3	11

DEM Judge, County Court at Law No. 2 County Races

Vote For 1

	TOTAL	Election Day	Absentee	Early Voting
Melissa Saenz	27	13	3	11
Maria Teresa Garcia	11	4	1	6

Summary Results Report
May 24, 2022 Joint Primary Runoff Election
May 24, 2022

UNOFFICIAL RESULTS

Bexar County

2122

DEM District Clerk County Races

Vote For 1

	TOTAL	Election Day	Absentee	Early Voting
Gloria A. Martinez	21	8	3	10
Christine "Chris" Castillo	18	9	1	8

RETRIEVED FROM DEMOCRACYDOCKET.COM

Summary Results Report
May 24, 2022 Joint Primary Runoff Election
May 24, 2022

UNOFFICIAL RESULTS

Bexar County

2123

Statistics

	TOTAL	Election Day	Absentee	Early Voting
Registered Voters - Total	2,181			
Ballots Cast - Total	151	51	9	91
Ballots Cast - Democratic Party	54	21	6	27
Voter Turnout - Total	6.92%			

DEM Lieutenant Governor

Vote For 1

	TOTAL	Election Day	Absentee	Early Voting
Michelle Beckley	36	16	3	17
Mike Collier	17	5	3	9

DEM Attorney General

Vote For 1

	TOTAL	Election Day	Absentee	Early Voting
Rochelle Mercedes Garza	45	18	6	21
Joe Jaworski	8	3	0	5

DEM Comptroller of Public Accounts

Vote For 1

	TOTAL	Election Day	Absentee	Early Voting
Angel Luis Vega	22	11	2	9
Janet T. Dudding	31	10	4	17

DEM Commissioner of the General Land Office

Vote For 1

	TOTAL	Election Day	Absentee	Early Voting
Sandragrace Martinez	39	15	4	20
Jay Kleberg	14	6	2	6

DEM Member, State Board of Education, District 1 State Board of Education, District 1

Vote For 1

	TOTAL	Election Day	Absentee	Early Voting
Melissa N. Ortega	32	14	2	16
Laura Marquez	20	6	4	10

DEM County Judge County Races

Vote For 1

	TOTAL	Election Day	Absentee	Early Voting
Ina Minjarez	24	11	1	12
Peter Sakai	30	10	5	15

DEM Judge, County Court at Law No. 2 County Races

Vote For 1

	TOTAL	Election Day	Absentee	Early Voting
Melissa Saenz	33	13	4	16
Maria Teresa Garcia	20	8	2	10

Summary Results Report
May 24, 2022 Joint Primary Runoff Election
May 24, 2022

UNOFFICIAL RESULTS

Bexar County

2123

DEM District Clerk County Races

Vote For 1

	TOTAL	Election Day	Absentee	Early Voting
Gloria A. Martinez	31	12	3	16
Christine "Chris" Castillo	22	9	3	10

RETRIEVED FROM DEMOCRACYDOCKET.COM

Summary Results Report
May 24, 2022 Joint Primary Runoff Election
May 24, 2022

UNOFFICIAL RESULTS

Bexar County

2124

Statistics

	TOTAL	Election Day	Absentee	Early Voting
Registered Voters - Total	618			
Ballots Cast - Total	100	32	17	51
Ballots Cast - Democratic Party	72	21	16	35
Voter Turnout - Total	16.18%			

DEM Lieutenant Governor

Vote For 1

	TOTAL	Election Day	Absentee	Early Voting
Michelle Beckley	37	13	6	18
Mike Collier	34	7	10	17

DEM Attorney General

Vote For 1

	TOTAL	Election Day	Absentee	Early Voting
Rochelle Mercedes Garza	51	13	12	26
Joe Jaworski	20	7	4	9

DEM Comptroller of Public Accounts

Vote For 1

	TOTAL	Election Day	Absentee	Early Voting
Angel Luis Vega	34	13	3	18
Janet T. Dudding	38	8	13	17

DEM Commissioner of the General Land Office

Vote For 1

	TOTAL	Election Day	Absentee	Early Voting
Sandragrace Martinez	46	16	7	23
Jay Kleberg	25	4	9	12

DEM County Judge County Races

Vote For 1

	TOTAL	Election Day	Absentee	Early Voting
Ina Minjarez	37	12	7	18
Peter Sakai	35	9	9	17

DEM Judge, County Court at Law No. 2 County Races

Vote For 1

	TOTAL	Election Day	Absentee	Early Voting
Melissa Saenz	41	13	7	21
Maria Teresa Garcia	26	7	6	13

DEM District Clerk County Races

Vote For 1

	TOTAL	Election Day	Absentee	Early Voting
Gloria A. Martinez	32	14	5	13
Christine "Chris" Castillo	37	6	9	22

Summary Results Report
May 24, 2022 Joint Primary Runoff Election
May 24, 2022

UNOFFICIAL RESULTS

Bexar County

2125

Statistics

	TOTAL	Election Day	Absentee	Early Voting
Registered Voters - Total	3,749			
Ballots Cast - Total	219	119	25	75
Ballots Cast - Democratic Party	120	58	16	46
Voter Turnout - Total	5.84%			

DEM Lieutenant Governor

Vote For 1

	TOTAL	Election Day	Absentee	Early Voting
Michelle Beckley	59	31	3	25
Mike Collier	56	23	13	20

DEM Attorney General

Vote For 1

	TOTAL	Election Day	Absentee	Early Voting
Rochelle Mercedes Garza	92	43	13	36
Joe Jaworski	24	12	3	9

DEM Comptroller of Public Accounts

Vote For 1

	TOTAL	Election Day	Absentee	Early Voting
Angel Luis Vega	44	20	5	19
Janet T. Dudding	69	32	11	26

DEM Commissioner of the General Land Office

Vote For 1

	TOTAL	Election Day	Absentee	Early Voting
Sandragrace Martinez	69	32	8	29
Jay Kleberg	45	21	8	16

DEM Member, State Board of Education, District 1 State Board of Education, District 1

Vote For 1

	TOTAL	Election Day	Absentee	Early Voting
Melissa N. Ortega	67	28	9	30
Laura Marquez	46	24	7	15

DEM County Judge County Races

Vote For 1

	TOTAL	Election Day	Absentee	Early Voting
Ina Minjarez	71	41	7	23
Peter Sakai	47	15	9	23

DEM Judge, County Court at Law No. 2 County Races

Vote For 1

	TOTAL	Election Day	Absentee	Early Voting
Melissa Saenz	67	29	9	29
Maria Teresa Garcia	41	19	7	15

Summary Results Report
May 24, 2022 Joint Primary Runoff Election
May 24, 2022

UNOFFICIAL RESULTS

Bexar County

2125

DEM District Clerk County Races

Vote For 1

	TOTAL	Election Day	Absentee	Early Voting
Gloria A. Martinez	61	26	11	24
Christine "Chris" Castillo	52	26	5	21

RETRIEVED FROM DEMOCRACYDOCKET.COM

Summary Results Report
May 24, 2022 Joint Primary Runoff Election
May 24, 2022

UNOFFICIAL RESULTS

Bexar County

2126

Statistics

	TOTAL	Election Day	Absentee	Early Voting
Registered Voters - Total	1,655			
Ballots Cast - Total	119	48	19	52
Ballots Cast - Democratic Party	79	23	17	39
Voter Turnout - Total	7.19%			

DEM Lieutenant Governor

Vote For 1

	TOTAL	Election Day	Absentee	Early Voting
Michelle Beckley	52	15	13	24
Mike Collier	27	8	4	15

DEM Attorney General

Vote For 1

	TOTAL	Election Day	Absentee	Early Voting
Rochelle Mercedes Garza	54	15	14	25
Joe Jaworski	24	7	3	14

DEM Comptroller of Public Accounts

Vote For 1

	TOTAL	Election Day	Absentee	Early Voting
Angel Luis Vega	36	8	9	19
Janet T. Dudding	41	13	8	20

DEM Commissioner of the General Land Office

Vote For 1

	TOTAL	Election Day	Absentee	Early Voting
Sandragrace Martinez	53	17	13	23
Jay Kleberg	24	5	4	15

DEM County Judge County Races

Vote For 1

	TOTAL	Election Day	Absentee	Early Voting
Ina Minjarez	29	10	6	13
Peter Sakai	50	13	11	26

DEM Judge, County Court at Law No. 2 County Races

Vote For 1

	TOTAL	Election Day	Absentee	Early Voting
Melissa Saenz	35	10	9	16
Maria Teresa Garcia	42	12	8	22

DEM District Clerk County Races

Vote For 1

	TOTAL	Election Day	Absentee	Early Voting
Gloria A. Martinez	39	10	9	20
Christine "Chris" Castillo	37	13	6	18

Summary Results Report
May 24, 2022 Joint Primary Runoff Election
May 24, 2022

UNOFFICIAL RESULTS

Bexar County

2127

Statistics

	TOTAL	Election Day	Absentee	Early Voting
Registered Voters - Total	2,692			
Ballots Cast - Total	298	120	36	142
Ballots Cast - Democratic Party	187	70	30	87
Voter Turnout - Total	11.07%			

DEM Lieutenant Governor

Vote For 1

	TOTAL	Election Day	Absentee	Early Voting
Michelle Beckley	112	50	15	47
Mike Collier	66	18	14	34

DEM Attorney General

Vote For 1

	TOTAL	Election Day	Absentee	Early Voting
Rochelle Mercedes Garza	130	51	22	57
Joe Jaworski	54	17	8	29

DEM Comptroller of Public Accounts

Vote For 1

	TOTAL	Election Day	Absentee	Early Voting
Angel Luis Vega	105	40	14	51
Janet T. Dudding	75	25	16	34

DEM Commissioner of the General Land Office

Vote For 1

	TOTAL	Election Day	Absentee	Early Voting
Sandragrace Martinez	130	47	18	65
Jay Kleberg	50	19	11	20

DEM Member, State Board of Education, District 1 State Board of Education, District 1

Vote For 1

	TOTAL	Election Day	Absentee	Early Voting
Melissa N. Ortega	122	45	19	58
Laura Marquez	59	23	11	25

DEM County Judge County Races

Vote For 1

	TOTAL	Election Day	Absentee	Early Voting
Ina Minjarez	72	28	12	32
Peter Sakai	112	40	18	54

DEM Judge, County Court at Law No. 2 County Races

Vote For 1

	TOTAL	Election Day	Absentee	Early Voting
Melissa Saenz	113	40	14	59
Maria Teresa Garcia	69	27	16	26

Summary Results Report
May 24, 2022 Joint Primary Runoff Election
May 24, 2022

UNOFFICIAL RESULTS

Bexar County

2127

DEM District Clerk County Races

Vote For 1

	TOTAL	Election Day	Absentee	Early Voting
Gloria A. Martinez	106	42	14	50
Christine "Chris" Castillo	73	23	16	34

DEM Precinct Chair, Precinct No. 2127 Precinct Chair 2127

Vote For 1

	TOTAL	Election Day	Absentee	Early Voting
Derek Berry	35	10	5	20
Virginia Blake Cortez	140	56	23	61

RETRIEVED FROM DEMOCRACYDOCKET.COM

Summary Results Report
May 24, 2022 Joint Primary Runoff Election
May 24, 2022

UNOFFICIAL RESULTS

Bexar County

2128

Statistics

	TOTAL	Election Day	Absentee	Early Voting
Registered Voters - Total	2,566			
Ballots Cast - Total	82	28	19	35
Ballots Cast - Democratic Party	72	24	17	31
Voter Turnout - Total	3.20%			

DEM Lieutenant Governor

Vote For 1

	TOTAL	Election Day	Absentee	Early Voting
Michelle Beckley	49	16	10	23
Mike Collier	19	7	6	6

DEM Attorney General

Vote For 1

	TOTAL	Election Day	Absentee	Early Voting
Rochelle Mercedes Garza	59	22	10	27
Joe Jaworski	12	2	6	4

DEM Comptroller of Public Accounts

Vote For 1

	TOTAL	Election Day	Absentee	Early Voting
Angel Luis Vega	43	17	10	16
Janet T. Dudding	27	7	6	14

DEM Commissioner of the General Land Office

Vote For 1

	TOTAL	Election Day	Absentee	Early Voting
Sandragrace Martinez	56	22	10	24
Jay Kleberg	13	1	6	6

DEM County Judge County Races

Vote For 1

	TOTAL	Election Day	Absentee	Early Voting
Ina Minjarez	32	11	5	16
Peter Sakai	40	13	12	15

DEM Judge, County Court at Law No. 2 County Races

Vote For 1

	TOTAL	Election Day	Absentee	Early Voting
Melissa Saenz	31	10	5	16
Maria Teresa Garcia	38	12	11	15

DEM District Clerk County Races

Vote For 1

	TOTAL	Election Day	Absentee	Early Voting
Gloria A. Martinez	37	11	8	18
Christine "Chris" Castillo	32	12	7	13

Summary Results Report
May 24, 2022 Joint Primary Runoff Election
May 24, 2022

UNOFFICIAL RESULTS

Bexar County

2129

Statistics

	TOTAL	Election Day	Absentee	Early Voting
Registered Voters - Total	0			
Ballots Cast - Total	0	0	0	0
Ballots Cast - Democratic Party	0	0	0	0
Voter Turnout - Total	0.00%			

DEM United States Representative, District 21 United States Representative, District 21

Vote For 1

	TOTAL	Election Day	Absentee	Early Voting
Claudia Andreana Zapata	0	0	0	0
Ricardo Villarreal	0	0	0	0

DEM Lieutenant Governor

Vote For 1

	TOTAL	Election Day	Absentee	Early Voting
Michelle Beckley	0	0	0	0
Mike Collier	0	0	0	0

DEM Attorney General

Vote For 1

	TOTAL	Election Day	Absentee	Early Voting
Rochelle Mercedes Garza	0	0	0	0
Joe Jaworski	0	0	0	0

DEM Comptroller of Public Accounts

Vote For 1

	TOTAL	Election Day	Absentee	Early Voting
Angel Luis Vega	0	0	0	0
Janet T. Dudding	0	0	0	0

DEM Commissioner of the General Land Office

Vote For 1

	TOTAL	Election Day	Absentee	Early Voting
Sandragrace Martinez	0	0	0	0
Jay Kleberg	0	0	0	0

DEM County Judge County Races

Vote For 1

	TOTAL	Election Day	Absentee	Early Voting
Ina Minjarez	0	0	0	0
Peter Sakai	0	0	0	0

DEM Judge, County Court at Law No. 2 County Races

Vote For 1

	TOTAL	Election Day	Absentee	Early Voting
Melissa Saenz	0	0	0	0
Maria Teresa Garcia	0	0	0	0

Summary Results Report
May 24, 2022 Joint Primary Runoff Election
May 24, 2022

UNOFFICIAL RESULTS

Bexar County

2129

DEM District Clerk County Races

Vote For 1

	TOTAL	Election Day	Absentee	Early Voting
Gloria A. Martinez	0	0	0	0
Christine "Chris" Castillo	0	0	0	0

RETRIEVED FROM DEMOCRACYDOCKET.COM

Summary Results Report
May 24, 2022 Joint Primary Runoff Election
May 24, 2022

UNOFFICIAL RESULTS

Bexar County

2130

Statistics

	TOTAL	Election Day	Absentee	Early Voting
Registered Voters - Total	2,069			
Ballots Cast - Total	184	68	22	94
Ballots Cast - Democratic Party	118	35	17	66
Voter Turnout - Total	8.89%			

DEM Lieutenant Governor

Vote For 1

	TOTAL	Election Day	Absentee	Early Voting
Michelle Beckley	65	19	11	35
Mike Collier	46	13	6	27

DEM Attorney General

Vote For 1

	TOTAL	Election Day	Absentee	Early Voting
Rochelle Mercedes Garza	86	24	11	51
Joe Jaworski	27	7	6	14

DEM Comptroller of Public Accounts

Vote For 1

	TOTAL	Election Day	Absentee	Early Voting
Angel Luis Vega	56	16	11	29
Janet T. Dudding	54	15	6	33

DEM Commissioner of the General Land Office

Vote For 1

	TOTAL	Election Day	Absentee	Early Voting
Sandragrace Martinez	66	18	8	40
Jay Kleberg	42	13	9	20

DEM County Judge County Races

Vote For 1

	TOTAL	Election Day	Absentee	Early Voting
Ina Minjarez	46	15	7	24
Peter Sakai	69	18	10	41

DEM Judge, County Court at Law No. 2 County Races

Vote For 1

	TOTAL	Election Day	Absentee	Early Voting
Melissa Saenz	68	19	11	38
Maria Teresa Garcia	42	12	6	24

DEM District Clerk County Races

Vote For 1

	TOTAL	Election Day	Absentee	Early Voting
Gloria A. Martinez	53	15	6	32
Christine "Chris" Castillo	57	16	11	30

Summary Results Report
May 24, 2022 Joint Primary Runoff Election
May 24, 2022

UNOFFICIAL RESULTS

Bexar County

2131

Statistics

	TOTAL	Election Day	Absentee	Early Voting
Registered Voters - Total	442			
Ballots Cast - Total	36	15	7	14
Ballots Cast - Democratic Party	27	10	5	12
Voter Turnout - Total	8.14%			

DEM Lieutenant Governor

Vote For 1

	TOTAL	Election Day	Absentee	Early Voting
Michelle Beckley	16	5	2	9
Mike Collier	10	4	3	3

DEM Attorney General

Vote For 1

	TOTAL	Election Day	Absentee	Early Voting
Rochelle Mercedes Garza	18	7	2	9
Joe Jaworski	8	2	3	3

DEM Comptroller of Public Accounts

Vote For 1

	TOTAL	Election Day	Absentee	Early Voting
Angel Luis Vega	9	2	2	5
Janet T. Dudding	17	7	3	7

DEM Commissioner of the General Land Office

Vote For 1

	TOTAL	Election Day	Absentee	Early Voting
Sandragrace Martinez	17	4	3	10
Jay Kleberg	9	5	2	2

DEM County Judge County Races

Vote For 1

	TOTAL	Election Day	Absentee	Early Voting
Ina Minjarez	15	5	3	7
Peter Sakai	12	5	2	5

DEM Judge, County Court at Law No. 2 County Races

Vote For 1

	TOTAL	Election Day	Absentee	Early Voting
Melissa Saenz	17	8	4	5
Maria Teresa Garcia	8	1	1	6

DEM District Clerk County Races

Vote For 1

	TOTAL	Election Day	Absentee	Early Voting
Gloria A. Martinez	16	4	2	10
Christine "Chris" Castillo	9	5	3	1

Summary Results Report
May 24, 2022 Joint Primary Runoff Election
May 24, 2022

UNOFFICIAL RESULTS

Bexar County

2132

Statistics

	TOTAL	Election Day	Absentee	Early Voting
Registered Voters - Total	3			
Ballots Cast - Total	0	0	0	0
Ballots Cast - Democratic Party	0	0	0	0
Voter Turnout - Total	0.00%			

DEM Lieutenant Governor

Vote For 1

	TOTAL	Election Day	Absentee	Early Voting
Michelle Beckley	0	0	0	0
Mike Collier	0	0	0	0

DEM Attorney General

Vote For 1

	TOTAL	Election Day	Absentee	Early Voting
Rochelle Mercedes Garza	0	0	0	0
Joe Jaworski	0	0	0	0

DEM Comptroller of Public Accounts

Vote For 1

	TOTAL	Election Day	Absentee	Early Voting
Angel Luis Vega	0	0	0	0
Janet T. Dudding	0	0	0	0

DEM Commissioner of the General Land Office

Vote For 1

	TOTAL	Election Day	Absentee	Early Voting
Sandragrace Martinez	0	0	0	0
Jay Kleberg	0	0	0	0

DEM County Judge County Races

Vote For 1

	TOTAL	Election Day	Absentee	Early Voting
Ina Minjarez	0	0	0	0
Peter Sakai	0	0	0	0

DEM Judge, County Court at Law No. 2 County Races

Vote For 1

	TOTAL	Election Day	Absentee	Early Voting
Melissa Saenz	0	0	0	0
Maria Teresa Garcia	0	0	0	0

DEM District Clerk County Races

Vote For 1

	TOTAL	Election Day	Absentee	Early Voting
Gloria A. Martinez	0	0	0	0
Christine "Chris" Castillo	0	0	0	0

Summary Results Report
May 24, 2022 Joint Primary Runoff Election
May 24, 2022

UNOFFICIAL RESULTS

Bexar County

2133

Statistics

	TOTAL	Election Day	Absentee	Early Voting
Registered Voters - Total	358			
Ballots Cast - Total	38	13	9	16
Ballots Cast - Democratic Party	28	8	8	12
Voter Turnout - Total	10.61%			

DEM Lieutenant Governor

Vote For 1

	TOTAL	Election Day	Absentee	Early Voting
Michelle Beckley	14	6	2	6
Mike Collier	14	2	6	6

DEM Attorney General

Vote For 1

	TOTAL	Election Day	Absentee	Early Voting
Rochelle Mercedes Garza	23	7	7	9
Joe Jaworski	5	1	1	3

DEM Comptroller of Public Accounts

Vote For 1

	TOTAL	Election Day	Absentee	Early Voting
Angel Luis Vega	14	5	3	6
Janet T. Dudding	13	3	4	6

DEM Commissioner of the General Land Office

Vote For 1

	TOTAL	Election Day	Absentee	Early Voting
Sandragrace Martinez	16	6	5	5
Jay Kleberg	10	2	2	6

DEM County Judge County Races

Vote For 1

	TOTAL	Election Day	Absentee	Early Voting
Ina Minjarez	13	3	3	7
Peter Sakai	15	5	5	5

DEM Judge, County Court at Law No. 2 County Races

Vote For 1

	TOTAL	Election Day	Absentee	Early Voting
Melissa Saenz	14	3	4	7
Maria Teresa Garcia	12	5	2	5

DEM District Clerk County Races

Vote For 1

	TOTAL	Election Day	Absentee	Early Voting
Gloria A. Martinez	18	5	6	7
Christine "Chris" Castillo	9	3	1	5

Summary Results Report
May 24, 2022 Joint Primary Runoff Election
May 24, 2022

UNOFFICIAL RESULTS

Bexar County

2134

Statistics

	TOTAL	Election Day	Absentee	Early Voting
Registered Voters - Total	1,538			
Ballots Cast - Total	78	23	17	38
Ballots Cast - Democratic Party	48	11	14	23
Voter Turnout - Total	5.07%			

DEM Lieutenant Governor

Vote For 1

	TOTAL	Election Day	Absentee	Early Voting
Michelle Beckley	28	7	4	17
Mike Collier	19	4	9	6

DEM Attorney General

Vote For 1

	TOTAL	Election Day	Absentee	Early Voting
Rochelle Mercedes Garza	32	8	7	17
Joe Jaworski	13	2	7	4

DEM Comptroller of Public Accounts

Vote For 1

	TOTAL	Election Day	Absentee	Early Voting
Angel Luis Vega	24	7	6	11
Janet T. Dudding	22	3	8	11

DEM Commissioner of the General Land Office

Vote For 1

	TOTAL	Election Day	Absentee	Early Voting
Sandragrace Martinez	31	7	7	17
Jay Kleberg	13	3	6	4

DEM County Judge County Races

Vote For 1

	TOTAL	Election Day	Absentee	Early Voting
Ina Minjarez	21	5	1	15
Peter Sakai	25	5	12	8

DEM Judge, County Court at Law No. 2 County Races

Vote For 1

	TOTAL	Election Day	Absentee	Early Voting
Melissa Saenz	27	6	9	12
Maria Teresa Garcia	18	4	4	10

DEM District Clerk County Races

Vote For 1

	TOTAL	Election Day	Absentee	Early Voting
Gloria A. Martinez	25	6	8	11
Christine "Chris" Castillo	19	3	5	11

Summary Results Report
May 24, 2022 Joint Primary Runoff Election
May 24, 2022

UNOFFICIAL RESULTS

Bexar County

2135

Statistics

	TOTAL	Election Day	Absentee	Early Voting
Registered Voters - Total	783			
Ballots Cast - Total	43	12	7	24
Ballots Cast - Democratic Party	32	10	4	18
Voter Turnout - Total	5.49%			

DEM Lieutenant Governor

Vote For 1

	TOTAL	Election Day	Absentee	Early Voting
Michelle Beckley	16	5	2	9
Mike Collier	14	4	2	8

DEM Attorney General

Vote For 1

	TOTAL	Election Day	Absentee	Early Voting
Rochelle Mercedes Garza	21	7	2	12
Joe Jaworski	9	2	2	5

DEM Comptroller of Public Accounts

Vote For 1

	TOTAL	Election Day	Absentee	Early Voting
Angel Luis Vega	13	4	2	7
Janet T. Dudding	16	4	2	10

DEM Commissioner of the General Land Office

Vote For 1

	TOTAL	Election Day	Absentee	Early Voting
Sandragrace Martinez	16	4	2	10
Jay Kleberg	14	5	2	7

DEM County Judge County Races

Vote For 1

	TOTAL	Election Day	Absentee	Early Voting
Ina Minjarez	11	4	1	6
Peter Sakai	21	6	3	12

DEM Judge, County Court at Law No. 2 County Races

Vote For 1

	TOTAL	Election Day	Absentee	Early Voting
Melissa Saenz	18	3	3	12
Maria Teresa Garcia	11	4	1	6

DEM District Clerk County Races

Vote For 1

	TOTAL	Election Day	Absentee	Early Voting
Gloria A. Martinez	17	5	2	10
Christine "Chris" Castillo	14	4	2	8

Summary Results Report
May 24, 2022 Joint Primary Runoff Election
May 24, 2022

UNOFFICIAL RESULTS

Bexar County

2136

Statistics

	TOTAL	Election Day	Absentee	Early Voting
Registered Voters - Total	4,201			
Ballots Cast - Total	250	120	18	112
Ballots Cast - Democratic Party	105	46	11	48
Voter Turnout - Total	5.95%			

DEM Lieutenant Governor

Vote For 1

	TOTAL	Election Day	Absentee	Early Voting
Michelle Beckley	57	25	5	27
Mike Collier	45	20	6	19

DEM Attorney General

Vote For 1

	TOTAL	Election Day	Absentee	Early Voting
Rochelle Mercedes Garza	89	40	6	43
Joe Jaworski	14	6	5	3

DEM Comptroller of Public Accounts

Vote For 1

	TOTAL	Election Day	Absentee	Early Voting
Angel Luis Vega	48	18	5	25
Janet T. Dudding	53	28	5	20

DEM Commissioner of the General Land Office

Vote For 1

	TOTAL	Election Day	Absentee	Early Voting
Sandragrace Martinez	68	34	7	27
Jay Kleberg	35	11	4	20

DEM Member, State Board of Education, District 1 State Board of Education, District 1

Vote For 1

	TOTAL	Election Day	Absentee	Early Voting
Melissa N. Ortega	60	25	6	29
Laura Marquez	37	17	4	16

DEM County Judge County Races

Vote For 1

	TOTAL	Election Day	Absentee	Early Voting
Ina Minjarez	58	36	2	20
Peter Sakai	46	10	9	27

DEM Judge, County Court at Law No. 2 County Races

Vote For 1

	TOTAL	Election Day	Absentee	Early Voting
Melissa Saenz	59	26	9	24
Maria Teresa Garcia	41	19	1	21

Summary Results Report
May 24, 2022 Joint Primary Runoff Election
May 24, 2022

UNOFFICIAL RESULTS

Bexar County

2136

DEM District Clerk County Races

Vote For 1

	TOTAL	Election Day	Absentee	Early Voting
Gloria A. Martinez	54	22	5	27
Christine "Chris" Castillo	46	21	5	20

RETRIEVED FROM DEMOCRACYDOCKET.COM

Summary Results Report
May 24, 2022 Joint Primary Runoff Election
May 24, 2022

UNOFFICIAL RESULTS

Bexar County

2137

Statistics

	TOTAL	Election Day	Absentee	Early Voting
Registered Voters - Total	1,216			
Ballots Cast - Total	144	59	25	60
Ballots Cast - Democratic Party	101	36	18	47
Voter Turnout - Total	11.84%			

DEM Lieutenant Governor

Vote For 1

	TOTAL	Election Day	Absentee	Early Voting
Michelle Beckley	48	19	7	22
Mike Collier	46	13	10	23

DEM Attorney General

Vote For 1

	TOTAL	Election Day	Absentee	Early Voting
Rochelle Mercedes Garza	62	25	8	29
Joe Jaworski	34	8	9	17

DEM Comptroller of Public Accounts

Vote For 1

	TOTAL	Election Day	Absentee	Early Voting
Angel Luis Vega	42	16	9	17
Janet T. Dudding	50	17	8	25

DEM Commissioner of the General Land Office

Vote For 1

	TOTAL	Election Day	Absentee	Early Voting
Sandragrace Martinez	42	21	7	14
Jay Kleberg	52	12	10	30

DEM County Judge County Races

Vote For 1

	TOTAL	Election Day	Absentee	Early Voting
Ina Minjarez	38	18	3	17
Peter Sakai	60	15	15	30

DEM Judge, County Court at Law No. 2 County Races

Vote For 1

	TOTAL	Election Day	Absentee	Early Voting
Melissa Saenz	54	20	11	23
Maria Teresa Garcia	34	10	5	19

DEM District Clerk County Races

Vote For 1

	TOTAL	Election Day	Absentee	Early Voting
Gloria A. Martinez	32	12	6	14
Christine "Chris" Castillo	58	16	11	31

Summary Results Report
May 24, 2022 Joint Primary Runoff Election
May 24, 2022

UNOFFICIAL RESULTS

Bexar County

2138

Statistics

	TOTAL	Election Day	Absentee	Early Voting
Registered Voters - Total	1,077			
Ballots Cast - Total	113	64	11	38
Ballots Cast - Democratic Party	71	39	8	24
Voter Turnout - Total	10.49%			

DEM Lieutenant Governor

Vote For 1

	TOTAL	Election Day	Absentee	Early Voting
Michelle Beckley	32	21	2	9
Mike Collier	37	16	6	15

DEM Attorney General

Vote For 1

	TOTAL	Election Day	Absentee	Early Voting
Rochelle Mercedes Garza	51	28	5	18
Joe Jaworski	19	10	3	6

DEM Comptroller of Public Accounts

Vote For 1

	TOTAL	Election Day	Absentee	Early Voting
Angel Luis Vega	37	19	3	15
Janet T. Dudding	30	17	5	8

DEM Commissioner of the General Land Office

Vote For 1

	TOTAL	Election Day	Absentee	Early Voting
Sandragrace Martinez	33	21	2	10
Jay Kleberg	36	17	6	13

DEM County Judge County Races

Vote For 1

	TOTAL	Election Day	Absentee	Early Voting
Ina Minjarez	25	11	2	12
Peter Sakai	45	27	6	12

DEM Judge, County Court at Law No. 2 County Races

Vote For 1

	TOTAL	Election Day	Absentee	Early Voting
Melissa Saenz	33	16	6	11
Maria Teresa Garcia	34	21	2	11

DEM District Clerk County Races

Vote For 1

	TOTAL	Election Day	Absentee	Early Voting
Gloria A. Martinez	28	15	3	10
Christine "Chris" Castillo	39	21	5	13

Summary Results Report
May 24, 2022 Joint Primary Runoff Election
May 24, 2022

UNOFFICIAL RESULTS

Bexar County

2139

Statistics

	TOTAL	Election Day	Absentee	Early Voting
Registered Voters - Total	1,930			
Ballots Cast - Total	143	66	11	66
Ballots Cast - Democratic Party	78	33	5	40
Voter Turnout - Total	7.41%			

DEM Lieutenant Governor

Vote For 1

	TOTAL	Election Day	Absentee	Early Voting
Michelle Beckley	41	17	3	21
Mike Collier	31	12	2	17

DEM Attorney General

Vote For 1

	TOTAL	Election Day	Absentee	Early Voting
Rochelle Mercedes Garza	54	22	4	28
Joe Jaworski	21	9	1	11

DEM Comptroller of Public Accounts

Vote For 1

	TOTAL	Election Day	Absentee	Early Voting
Angel Luis Vega	35	15	4	16
Janet T. Dudding	37	14	1	22

DEM Commissioner of the General Land Office

Vote For 1

	TOTAL	Election Day	Absentee	Early Voting
Sandragrace Martinez	53	19	5	29
Jay Kleberg	20	9	0	11

DEM Member, State Board of Education, District 1 State Board of Education, District 1

Vote For 1

	TOTAL	Election Day	Absentee	Early Voting
Melissa N. Ortega	50	21	5	24
Laura Marquez	22	7	0	15

DEM County Judge County Races

Vote For 1

	TOTAL	Election Day	Absentee	Early Voting
Ina Minjarez	34	15	3	16
Peter Sakai	43	17	2	24

DEM Judge, County Court at Law No. 2 County Races

Vote For 1

	TOTAL	Election Day	Absentee	Early Voting
Melissa Saenz	42	18	4	20
Maria Teresa Garcia	30	10	1	19

Summary Results Report
May 24, 2022 Joint Primary Runoff Election
May 24, 2022

UNOFFICIAL RESULTS

Bexar County

2139

DEM District Clerk County Races

Vote For 1

	TOTAL	Election Day	Absentee	Early Voting
Gloria A. Martinez	43	19	4	20
Christine "Chris" Castillo	29	11	1	17

RETRIEVED FROM DEMOCRACYDOCKET.COM

Summary Results Report
May 24, 2022 Joint Primary Runoff Election
May 24, 2022

UNOFFICIAL RESULTS

Bexar County

2140

Statistics

	TOTAL	Election Day	Absentee	Early Voting
Registered Voters - Total	1,930			
Ballots Cast - Total	123	36	24	63
Ballots Cast - Democratic Party	80	20	20	40
Voter Turnout - Total	6.37%			

DEM Lieutenant Governor

Vote For 1

	TOTAL	Election Day	Absentee	Early Voting
Michelle Beckley	45	14	8	23
Mike Collier	33	5	12	16

DEM Attorney General

Vote For 1

	TOTAL	Election Day	Absentee	Early Voting
Rochelle Mercedes Garza	57	13	11	33
Joe Jaworski	21	6	9	6

DEM Comptroller of Public Accounts

Vote For 1

	TOTAL	Election Day	Absentee	Early Voting
Angel Luis Vega	43	6	11	26
Janet T. Dudding	34	14	8	12

DEM Commissioner of the General Land Office

Vote For 1

	TOTAL	Election Day	Absentee	Early Voting
Sandragrace Martinez	49	14	10	25
Jay Kleberg	28	5	10	13

DEM County Judge County Races

Vote For 1

	TOTAL	Election Day	Absentee	Early Voting
Ina Minjarez	32	11	5	16
Peter Sakai	47	9	15	23

DEM Judge, County Court at Law No. 2 County Races

Vote For 1

	TOTAL	Election Day	Absentee	Early Voting
Melissa Saenz	41	8	14	19
Maria Teresa Garcia	37	12	6	19

DEM District Clerk County Races

Vote For 1

	TOTAL	Election Day	Absentee	Early Voting
Gloria A. Martinez	50	13	15	22
Christine "Chris" Castillo	27	6	5	16

Summary Results Report
May 24, 2022 Joint Primary Runoff Election
May 24, 2022

UNOFFICIAL RESULTS

Bexar County

2141

Statistics

	TOTAL	Election Day	Absentee	Early Voting
Registered Voters - Total	1,378			
Ballots Cast - Total	140	65	11	64
Ballots Cast - Democratic Party	78	34	5	39
Voter Turnout - Total	10.16%			

DEM Lieutenant Governor

Vote For 1

	TOTAL	Election Day	Absentee	Early Voting
Michelle Beckley	39	20	4	15
Mike Collier	34	12	0	22

DEM Attorney General

Vote For 1

	TOTAL	Election Day	Absentee	Early Voting
Rochelle Mercedes Garza	53	21	5	27
Joe Jaworski	22	10	0	12

DEM Comptroller of Public Accounts

Vote For 1

	TOTAL	Election Day	Absentee	Early Voting
Angel Luis Vega	38	14	5	19
Janet T. Dudding	38	18	0	20

DEM Commissioner of the General Land Office

Vote For 1

	TOTAL	Election Day	Absentee	Early Voting
Sandragrace Martinez	48	19	4	25
Jay Kleberg	28	13	1	14

DEM County Judge County Races

Vote For 1

	TOTAL	Election Day	Absentee	Early Voting
Ina Minjarez	37	14	3	20
Peter Sakai	40	19	2	19

DEM Judge, County Court at Law No. 2 County Races

Vote For 1

	TOTAL	Election Day	Absentee	Early Voting
Melissa Saenz	38	18	2	18
Maria Teresa Garcia	36	14	3	19

DEM District Clerk County Races

Vote For 1

	TOTAL	Election Day	Absentee	Early Voting
Gloria A. Martinez	34	15	3	16
Christine "Chris" Castillo	40	17	2	21

Summary Results Report
May 24, 2022 Joint Primary Runoff Election
May 24, 2022

UNOFFICIAL RESULTS

Bexar County

2142

Statistics

	TOTAL	Election Day	Absentee	Early Voting
Registered Voters - Total	699			
Ballots Cast - Total	39	18	7	14
Ballots Cast - Democratic Party	30	11	7	12
Voter Turnout - Total	5.58%			

DEM Lieutenant Governor

Vote For 1

	TOTAL	Election Day	Absentee	Early Voting
Michelle Beckley	17	6	2	9
Mike Collier	12	4	5	3

DEM Attorney General

Vote For 1

	TOTAL	Election Day	Absentee	Early Voting
Rochelle Mercedes Garza	20	7	3	10
Joe Jaworski	9	3	4	2

DEM Comptroller of Public Accounts

Vote For 1

	TOTAL	Election Day	Absentee	Early Voting
Angel Luis Vega	14	5	4	5
Janet T. Dudding	15	5	3	7

DEM Commissioner of the General Land Office

Vote For 1

	TOTAL	Election Day	Absentee	Early Voting
Sandragrace Martinez	20	8	3	9
Jay Kleberg	8	2	4	2

DEM County Judge County Races

Vote For 1

	TOTAL	Election Day	Absentee	Early Voting
Ina Minjarez	10	3	2	5
Peter Sakai	20	8	5	7

DEM Judge, County Court at Law No. 2 County Races

Vote For 1

	TOTAL	Election Day	Absentee	Early Voting
Melissa Saenz	14	5	4	5
Maria Teresa Garcia	14	5	3	6

DEM District Clerk County Races

Vote For 1

	TOTAL	Election Day	Absentee	Early Voting
Gloria A. Martinez	15	7	2	6
Christine "Chris" Castillo	14	3	5	6

Summary Results Report
May 24, 2022 Joint Primary Runoff Election
May 24, 2022

UNOFFICIAL RESULTS

Bexar County

2143

Statistics

	TOTAL	Election Day	Absentee	Early Voting
Registered Voters - Total	2,213			
Ballots Cast - Total	227	79	29	119
Ballots Cast - Democratic Party	136	48	21	67
Voter Turnout - Total	10.26%			

DEM Lieutenant Governor

Vote For 1

	TOTAL	Election Day	Absentee	Early Voting
Michelle Beckley	59	25	6	28
Mike Collier	71	20	14	37

DEM Attorney General

Vote For 1

	TOTAL	Election Day	Absentee	Early Voting
Rochelle Mercedes Garza	92	29	13	50
Joe Jaworski	39	15	8	16

DEM Comptroller of Public Accounts

Vote For 1

	TOTAL	Election Day	Absentee	Early Voting
Angel Luis Vega	68	32	6	30
Janet T. Dudding	60	10	15	35

DEM Commissioner of the General Land Office

Vote For 1

	TOTAL	Election Day	Absentee	Early Voting
Sandragrace Martinez	78	35	9	34
Jay Kleberg	52	8	12	32

DEM County Judge County Races

Vote For 1

	TOTAL	Election Day	Absentee	Early Voting
Ina Minjarez	45	19	7	19
Peter Sakai	91	29	14	48

DEM Judge, County Court at Law No. 2 County Races

Vote For 1

	TOTAL	Election Day	Absentee	Early Voting
Melissa Saenz	74	20	13	41
Maria Teresa Garcia	54	23	7	24

DEM District Clerk County Races

Vote For 1

	TOTAL	Election Day	Absentee	Early Voting
Gloria A. Martinez	55	20	9	26
Christine "Chris" Castillo	76	26	11	39

Summary Results Report
May 24, 2022 Joint Primary Runoff Election
May 24, 2022

UNOFFICIAL RESULTS

Bexar County

2144

Statistics

	TOTAL	Election Day	Absentee	Early Voting
Registered Voters - Total	1,916			
Ballots Cast - Total	218	109	21	88
Ballots Cast - Democratic Party	151	76	19	56
Voter Turnout - Total	11.38%			

DEM Lieutenant Governor

Vote For 1

	TOTAL	Election Day	Absentee	Early Voting
Michelle Beckley	78	39	9	30
Mike Collier	61	32	8	21

DEM Attorney General

Vote For 1

	TOTAL	Election Day	Absentee	Early Voting
Rochelle Mercedes Garza	116	62	13	41
Joe Jaworski	26	11	4	11

DEM Comptroller of Public Accounts

Vote For 1

	TOTAL	Election Day	Absentee	Early Voting
Angel Luis Vega	73	43	8	22
Janet T. Dudding	63	27	8	28

DEM Commissioner of the General Land Office

Vote For 1

	TOTAL	Election Day	Absentee	Early Voting
Sandragrace Martinez	92	52	11	29
Jay Kleberg	51	22	6	23

DEM County Judge County Races

Vote For 1

	TOTAL	Election Day	Absentee	Early Voting
Ina Minjarez	57	43	1	13
Peter Sakai	91	31	18	42

DEM Judge, County Court at Law No. 2 County Races

Vote For 1

	TOTAL	Election Day	Absentee	Early Voting
Melissa Saenz	77	35	12	30
Maria Teresa Garcia	59	34	5	20

DEM District Clerk County Races

Vote For 1

	TOTAL	Election Day	Absentee	Early Voting
Gloria A. Martinez	73	37	8	28
Christine "Chris" Castillo	64	33	8	23

Summary Results Report
May 24, 2022 Joint Primary Runoff Election
May 24, 2022

UNOFFICIAL RESULTS

Bexar County

2144

DEM Precinct Chair, Precinct No. 2144 Precinct Chair 2144

Vote For 1

	TOTAL	Election Day	Absentee	Early Voting
Sonya De La Garza Walker	87	45	12	30
Kathleen Mary Vale	46	22	5	19

RETRIEVED FROM DEMOCRACYDOCKET.COM

Summary Results Report
May 24, 2022 Joint Primary Runoff Election
May 24, 2022

UNOFFICIAL RESULTS

Bexar County

2145

Statistics

	TOTAL	Election Day	Absentee	Early Voting
Registered Voters - Total	346			
Ballots Cast - Total	34	14	3	17
Ballots Cast - Democratic Party	20	6	3	11
Voter Turnout - Total	9.83%			

DEM Lieutenant Governor

Vote For 1

	TOTAL	Election Day	Absentee	Early Voting
Michelle Beckley	14	4	3	7
Mike Collier	6	2	0	4

DEM Attorney General

Vote For 1

	TOTAL	Election Day	Absentee	Early Voting
Rochelle Mercedes Garza	16	6	2	8
Joe Jaworski	4	0	1	3

DEM Comptroller of Public Accounts

Vote For 1

	TOTAL	Election Day	Absentee	Early Voting
Angel Luis Vega	12	5	1	6
Janet T. Dudding	8	1	2	5

DEM Commissioner of the General Land Office

Vote For 1

	TOTAL	Election Day	Absentee	Early Voting
Sandragrace Martinez	14	4	3	7
Jay Kleberg	6	2	0	4

DEM County Judge County Races

Vote For 1

	TOTAL	Election Day	Absentee	Early Voting
Ina Minjarez	5	2	1	2
Peter Sakai	15	4	2	9

DEM Judge, County Court at Law No. 2 County Races

Vote For 1

	TOTAL	Election Day	Absentee	Early Voting
Melissa Saenz	14	3	3	8
Maria Teresa Garcia	6	3	0	3

DEM District Clerk County Races

Vote For 1

	TOTAL	Election Day	Absentee	Early Voting
Gloria A. Martinez	5	2	2	1
Christine "Chris" Castillo	15	4	1	10

Summary Results Report
May 24, 2022 Joint Primary Runoff Election
May 24, 2022

UNOFFICIAL RESULTS

Bexar County

2146

Statistics

	TOTAL	Election Day	Absentee	Early Voting
Registered Voters - Total	100			
Ballots Cast - Total	5	0	2	3
Ballots Cast - Democratic Party	3	0	0	3
Voter Turnout - Total	5.00%			

DEM Lieutenant Governor

Vote For 1

	TOTAL	Election Day	Absentee	Early Voting
Michelle Beckley	1	0	0	1
Mike Collier	1	0	0	1

DEM Attorney General

Vote For 1

	TOTAL	Election Day	Absentee	Early Voting
Rochelle Mercedes Garza	2	0	0	2
Joe Jaworski	1	0	0	1

DEM Comptroller of Public Accounts

Vote For 1

	TOTAL	Election Day	Absentee	Early Voting
Angel Luis Vega	2	0	0	2
Janet T. Dudding	0	0	0	0

DEM Commissioner of the General Land Office

Vote For 1

	TOTAL	Election Day	Absentee	Early Voting
Sandragrace Martinez	2	0	0	2
Jay Kleberg	0	0	0	0

DEM County Judge County Races

Vote For 1

	TOTAL	Election Day	Absentee	Early Voting
Ina Minjarez	1	0	0	1
Peter Sakai	2	0	0	2

DEM Judge, County Court at Law No. 2 County Races

Vote For 1

	TOTAL	Election Day	Absentee	Early Voting
Melissa Saenz	1	0	0	1
Maria Teresa Garcia	1	0	0	1

DEM District Clerk County Races

Vote For 1

	TOTAL	Election Day	Absentee	Early Voting
Gloria A. Martinez	2	0	0	2
Christine "Chris" Castillo	1	0	0	1

Summary Results Report
May 24, 2022 Joint Primary Runoff Election
May 24, 2022

UNOFFICIAL RESULTS

Bexar County

2147

Statistics

	TOTAL	Election Day	Absentee	Early Voting
Registered Voters - Total	739			
Ballots Cast - Total	30	7	11	12
Ballots Cast - Democratic Party	22	7	7	8
Voter Turnout - Total	4.06%			

DEM Lieutenant Governor

Vote For 1

	TOTAL	Election Day	Absentee	Early Voting
Michelle Beckley	13	3	3	7
Mike Collier	8	3	4	1

DEM Attorney General

Vote For 1

	TOTAL	Election Day	Absentee	Early Voting
Rochelle Mercedes Garza	17	5	5	7
Joe Jaworski	5	2	2	1

DEM Comptroller of Public Accounts

Vote For 1

	TOTAL	Election Day	Absentee	Early Voting
Angel Luis Vega	8	1	4	3
Janet T. Dudding	14	6	3	5

DEM Commissioner of the General Land Office

Vote For 1

	TOTAL	Election Day	Absentee	Early Voting
Sandragrace Martinez	15	5	4	6
Jay Kleberg	6	1	3	2

DEM Member, State Board of Education, District 1 State Board of Education, District 1

Vote For 1

	TOTAL	Election Day	Absentee	Early Voting
Melissa N. Ortega	13	4	2	7
Laura Marquez	8	3	4	1

DEM County Judge County Races

Vote For 1

	TOTAL	Election Day	Absentee	Early Voting
Ina Minjarez	9	4	1	4
Peter Sakai	12	2	6	4

DEM Judge, County Court at Law No. 2 County Races

Vote For 1

	TOTAL	Election Day	Absentee	Early Voting
Melissa Saenz	11	3	4	4
Maria Teresa Garcia	10	4	2	4

Summary Results Report
May 24, 2022 Joint Primary Runoff Election
May 24, 2022

UNOFFICIAL RESULTS

Bexar County

2147

DEM District Clerk County Races

Vote For 1

	TOTAL	Election Day	Absentee	Early Voting
Gloria A. Martinez	10	2	3	5
Christine "Chris" Castillo	11	4	4	3

RETRIEVED FROM DEMOCRACYDOCKET.COM

Summary Results Report
May 24, 2022 Joint Primary Runoff Election
May 24, 2022

UNOFFICIAL RESULTS

Bexar County

2148

Statistics

	TOTAL	Election Day	Absentee	Early Voting
Registered Voters - Total	3,916			
Ballots Cast - Total	231	91	36	104
Ballots Cast - Democratic Party	144	59	23	62
Voter Turnout - Total	5.90%			

DEM Lieutenant Governor

Vote For 1

	TOTAL	Election Day	Absentee	Early Voting
Michelle Beckley	70	34	12	24
Mike Collier	69	22	11	36

DEM Attorney General

Vote For 1

	TOTAL	Election Day	Absentee	Early Voting
Rochelle Mercedes Garza	114	49	16	49
Joe Jaworski	28	9	7	12

DEM Comptroller of Public Accounts

Vote For 1

	TOTAL	Election Day	Absentee	Early Voting
Angel Luis Vega	66	24	13	29
Janet T. Dudding	72	32	9	31

DEM Commissioner of the General Land Office

Vote For 1

	TOTAL	Election Day	Absentee	Early Voting
Sandragrace Martinez	78	32	13	33
Jay Kleberg	61	23	10	28

DEM County Judge County Races

Vote For 1

	TOTAL	Election Day	Absentee	Early Voting
Ina Minjarez	56	26	11	19
Peter Sakai	82	28	12	42

DEM Judge, County Court at Law No. 2 County Races

Vote For 1

	TOTAL	Election Day	Absentee	Early Voting
Melissa Saenz	74	29	14	31
Maria Teresa Garcia	60	24	8	28

DEM District Clerk County Races

Vote For 1

	TOTAL	Election Day	Absentee	Early Voting
Gloria A. Martinez	64	25	12	27
Christine "Chris" Castillo	69	29	9	31

Summary Results Report
May 24, 2022 Joint Primary Runoff Election
May 24, 2022

UNOFFICIAL RESULTS

Bexar County

2149

Statistics

	TOTAL	Election Day	Absentee	Early Voting
Registered Voters - Total	2,349			
Ballots Cast - Total	127	54	18	55
Ballots Cast - Democratic Party	92	33	16	43
Voter Turnout - Total	5.41%			

DEM Lieutenant Governor

Vote For 1

	TOTAL	Election Day	Absentee	Early Voting
Michelle Beckley	45	17	7	21
Mike Collier	39	11	8	20

DEM Attorney General

Vote For 1

	TOTAL	Election Day	Absentee	Early Voting
Rochelle Mercedes Garza	62	23	10	29
Joe Jaworski	27	9	6	12

DEM Comptroller of Public Accounts

Vote For 1

	TOTAL	Election Day	Absentee	Early Voting
Angel Luis Vega	29	15	3	11
Janet T. Dudding	50	12	12	26

DEM Commissioner of the General Land Office

Vote For 1

	TOTAL	Election Day	Absentee	Early Voting
Sandragrace Martinez	50	22	2	26
Jay Kleberg	36	7	14	15

DEM Member, State Board of Education, District 1 State Board of Education, District 1

Vote For 1

	TOTAL	Election Day	Absentee	Early Voting
Melissa N. Ortega	53	14	11	28
Laura Marquez	28	14	4	10

DEM County Judge County Races

Vote For 1

	TOTAL	Election Day	Absentee	Early Voting
Ina Minjarez	49	21	7	21
Peter Sakai	40	10	9	21

DEM Judge, County Court at Law No. 2 County Races

Vote For 1

	TOTAL	Election Day	Absentee	Early Voting
Melissa Saenz	49	13	12	24
Maria Teresa Garcia	31	14	3	14

Summary Results Report
May 24, 2022 Joint Primary Runoff Election
May 24, 2022

UNOFFICIAL RESULTS

Bexar County

2149

DEM District Clerk County Races

Vote For 1

	TOTAL	Election Day	Absentee	Early Voting
Gloria A. Martinez	45	16	7	22
Christine "Chris" Castillo	39	12	8	19

RETRIEVED FROM DEMOCRACYDOCKET.COM

Summary Results Report
May 24, 2022 Joint Primary Runoff Election
May 24, 2022

UNOFFICIAL RESULTS

Bexar County

2150

Statistics

	TOTAL	Election Day	Absentee	Early Voting
Registered Voters - Total	11			
Ballots Cast - Total	0	0	0	0
Ballots Cast - Democratic Party	0	0	0	0
Voter Turnout - Total	0.00%			

DEM United States Representative, District 21 United States Representative, District 21

Vote For 1

	TOTAL	Election Day	Absentee	Early Voting
Claudia Andreana Zapata	0	0	0	0
Ricardo Villarreal	0	0	0	0

DEM Lieutenant Governor

Vote For 1

	TOTAL	Election Day	Absentee	Early Voting
Michelle Beckley	0	0	0	0
Mike Collier	0	0	0	0

DEM Attorney General

Vote For 1

	TOTAL	Election Day	Absentee	Early Voting
Rochelle Mercedes Garza	0	0	0	0
Joe Jaworski	0	0	0	0

DEM Comptroller of Public Accounts

Vote For 1

	TOTAL	Election Day	Absentee	Early Voting
Angel Luis Vega	0	0	0	0
Janet T. Dudding	0	0	0	0

DEM Commissioner of the General Land Office

Vote For 1

	TOTAL	Election Day	Absentee	Early Voting
Sandragrace Martinez	0	0	0	0
Jay Kleberg	0	0	0	0

DEM County Judge County Races

Vote For 1

	TOTAL	Election Day	Absentee	Early Voting
Ina Minjarez	0	0	0	0
Peter Sakai	0	0	0	0

DEM Judge, County Court at Law No. 2 County Races

Vote For 1

	TOTAL	Election Day	Absentee	Early Voting
Melissa Saenz	0	0	0	0
Maria Teresa Garcia	0	0	0	0

Summary Results Report
May 24, 2022 Joint Primary Runoff Election
May 24, 2022

UNOFFICIAL RESULTS

Bexar County

2150

DEM District Clerk County Races

Vote For 1

	TOTAL	Election Day	Absentee	Early Voting
Gloria A. Martinez	0	0	0	0
Christine "Chris" Castillo	0	0	0	0

RETRIEVED FROM DEMOCRACYDOCKET.COM

Summary Results Report
May 24, 2022 Joint Primary Runoff Election
May 24, 2022

UNOFFICIAL RESULTS

Bexar County

2151

Statistics

	TOTAL	Election Day	Absentee	Early Voting
Registered Voters - Total	60			
Ballots Cast - Total	2	1	0	1
Ballots Cast - Democratic Party	1	1	0	0
Voter Turnout - Total	3.33%			

DEM Lieutenant Governor

Vote For 1

	TOTAL	Election Day	Absentee	Early Voting
Michelle Beckley	1	1	0	0
Mike Collier	0	0	0	0

DEM Attorney General

Vote For 1

	TOTAL	Election Day	Absentee	Early Voting
Rochelle Mercedes Garza	1	1	0	0
Joe Jaworski	0	0	0	0

DEM Comptroller of Public Accounts

Vote For 1

	TOTAL	Election Day	Absentee	Early Voting
Angel Luis Vega	1	1	0	0
Janet T. Dudding	0	0	0	0

DEM Commissioner of the General Land Office

Vote For 1

	TOTAL	Election Day	Absentee	Early Voting
Sandragrace Martinez	1	1	0	0
Jay Kleberg	0	0	0	0

DEM County Judge County Races

Vote For 1

	TOTAL	Election Day	Absentee	Early Voting
Ina Minjarez	0	0	0	0
Peter Sakai	1	1	0	0

DEM Judge, County Court at Law No. 2 County Races

Vote For 1

	TOTAL	Election Day	Absentee	Early Voting
Melissa Saenz	0	0	0	0
Maria Teresa Garcia	1	1	0	0

DEM District Clerk County Races

Vote For 1

	TOTAL	Election Day	Absentee	Early Voting
Gloria A. Martinez	1	1	0	0
Christine "Chris" Castillo	0	0	0	0

Summary Results Report
May 24, 2022 Joint Primary Runoff Election
May 24, 2022

UNOFFICIAL RESULTS

Bexar County

2152

Statistics

	TOTAL	Election Day	Absentee	Early Voting
Registered Voters - Total	617			
Ballots Cast - Total	39	19	7	13
Ballots Cast - Democratic Party	32	17	7	8
Voter Turnout - Total	6.32%			

DEM Lieutenant Governor

Vote For 1

	TOTAL	Election Day	Absentee	Early Voting
Michelle Beckley	12	8	2	2
Mike Collier	18	8	5	5

DEM Attorney General

Vote For 1

	TOTAL	Election Day	Absentee	Early Voting
Rochelle Mercedes Garza	19	12	2	5
Joe Jaworski	11	5	4	2

DEM Comptroller of Public Accounts

Vote For 1

	TOTAL	Election Day	Absentee	Early Voting
Angel Luis Vega	16	9	3	4
Janet T. Dudding	12	6	3	3

DEM Commissioner of the General Land Office

Vote For 1

	TOTAL	Election Day	Absentee	Early Voting
Sandragrace Martinez	21	12	4	5
Jay Kleberg	10	5	2	3

DEM County Judge County Races

Vote For 1

	TOTAL	Election Day	Absentee	Early Voting
Ina Minjarez	11	6	2	3
Peter Sakai	21	11	5	5

DEM Judge, County Court at Law No. 2 County Races

Vote For 1

	TOTAL	Election Day	Absentee	Early Voting
Melissa Saenz	17	9	4	4
Maria Teresa Garcia	13	7	3	3

DEM District Clerk County Races

Vote For 1

	TOTAL	Election Day	Absentee	Early Voting
Gloria A. Martinez	15	11	2	2
Christine "Chris" Castillo	14	5	4	5

Summary Results Report
May 24, 2022 Joint Primary Runoff Election
May 24, 2022

UNOFFICIAL RESULTS

Bexar County

2153

Statistics

	TOTAL	Election Day	Absentee	Early Voting
Registered Voters - Total	422			
Ballots Cast - Total	19	7	4	8
Ballots Cast - Democratic Party	16	6	4	6
Voter Turnout - Total	4.50%			

DEM Lieutenant Governor

Vote For 1

	TOTAL	Election Day	Absentee	Early Voting
Michelle Beckley	6	2	2	2
Mike Collier	9	4	2	3

DEM Attorney General

Vote For 1

	TOTAL	Election Day	Absentee	Early Voting
Rochelle Mercedes Garza	13	6	2	5
Joe Jaworski	1	0	1	0

DEM Comptroller of Public Accounts

Vote For 1

	TOTAL	Election Day	Absentee	Early Voting
Angel Luis Vega	6	3	1	2
Janet T. Dudding	8	3	2	3

DEM Commissioner of the General Land Office

Vote For 1

	TOTAL	Election Day	Absentee	Early Voting
Sandragrace Martinez	7	4	0	3
Jay Kleberg	7	2	3	2

DEM County Judge County Races

Vote For 1

	TOTAL	Election Day	Absentee	Early Voting
Ina Minjarez	5	3	0	2
Peter Sakai	10	2	4	4

DEM Judge, County Court at Law No. 2 County Races

Vote For 1

	TOTAL	Election Day	Absentee	Early Voting
Melissa Saenz	6	3	0	3
Maria Teresa Garcia	9	2	4	3

DEM District Clerk County Races

Vote For 1

	TOTAL	Election Day	Absentee	Early Voting
Gloria A. Martinez	12	4	3	5
Christine "Chris" Castillo	3	1	1	1

Summary Results Report
May 24, 2022 Joint Primary Runoff Election
May 24, 2022

UNOFFICIAL RESULTS

Bexar County

2154

Statistics

	TOTAL	Election Day	Absentee	Early Voting
Registered Voters - Total	4,199			
Ballots Cast - Total	157	97	16	44
Ballots Cast - Democratic Party	79	45	8	26
Voter Turnout - Total	3.74%			

DEM Lieutenant Governor

Vote For 1

	TOTAL	Election Day	Absentee	Early Voting
Michelle Beckley	52	34	3	15
Mike Collier	24	10	4	10

DEM Attorney General

Vote For 1

	TOTAL	Election Day	Absentee	Early Voting
Rochelle Mercedes Garza	66	40	6	20
Joe Jaworski	11	4	2	5

DEM Comptroller of Public Accounts

Vote For 1

	TOTAL	Election Day	Absentee	Early Voting
Angel Luis Vega	39	21	3	15
Janet T. Dudding	34	22	4	8

DEM Commissioner of the General Land Office

Vote For 1

	TOTAL	Election Day	Absentee	Early Voting
Sandragrace Martinez	55	33	4	18
Jay Kleberg	20	10	4	6

DEM Member, State Board of Education, District 1 State Board of Education, District 1

Vote For 1

	TOTAL	Election Day	Absentee	Early Voting
Melissa N. Ortega	49	31	2	16
Laura Marquez	23	12	3	8

DEM County Judge County Races

Vote For 1

	TOTAL	Election Day	Absentee	Early Voting
Ina Minjarez	43	28	4	11
Peter Sakai	34	17	4	13

DEM Judge, County Court at Law No. 2 County Races

Vote For 1

	TOTAL	Election Day	Absentee	Early Voting
Melissa Saenz	41	25	5	11
Maria Teresa Garcia	33	19	2	12

Summary Results Report
May 24, 2022 Joint Primary Runoff Election
May 24, 2022

UNOFFICIAL RESULTS

Bexar County

2154

DEM District Clerk County Races

Vote For 1

	TOTAL	Election Day	Absentee	Early Voting
Gloria A. Martinez	39	25	2	12
Christine "Chris" Castillo	33	18	3	12

RETRIEVED FROM DEMOCRACYDOCKET.COM

Summary Results Report
May 24, 2022 Joint Primary Runoff Election
May 24, 2022

UNOFFICIAL RESULTS

Bexar County

2155

Statistics

	TOTAL	Election Day	Absentee	Early Voting
Registered Voters - Total	2			
Ballots Cast - Total	0	0	0	0
Ballots Cast - Democratic Party	0	0	0	0
Voter Turnout - Total	0.00%			

DEM Lieutenant Governor

Vote For 1

	TOTAL	Election Day	Absentee	Early Voting
Michelle Beckley	0	0	0	0
Mike Collier	0	0	0	0

DEM Attorney General

Vote For 1

	TOTAL	Election Day	Absentee	Early Voting
Rochelle Mercedes Garza	0	0	0	0
Joe Jaworski	0	0	0	0

DEM Comptroller of Public Accounts

Vote For 1

	TOTAL	Election Day	Absentee	Early Voting
Angel Luis Vega	0	0	0	0
Janet T. Dudding	0	0	0	0

DEM Commissioner of the General Land Office

Vote For 1

	TOTAL	Election Day	Absentee	Early Voting
Sandragrace Martinez	0	0	0	0
Jay Kleberg	0	0	0	0

DEM County Judge County Races

Vote For 1

	TOTAL	Election Day	Absentee	Early Voting
Ina Minjarez	0	0	0	0
Peter Sakai	0	0	0	0

DEM Judge, County Court at Law No. 2 County Races

Vote For 1

	TOTAL	Election Day	Absentee	Early Voting
Melissa Saenz	0	0	0	0
Maria Teresa Garcia	0	0	0	0

DEM District Clerk County Races

Vote For 1

	TOTAL	Election Day	Absentee	Early Voting
Gloria A. Martinez	0	0	0	0
Christine "Chris" Castillo	0	0	0	0

Summary Results Report
May 24, 2022 Joint Primary Runoff Election
May 24, 2022

UNOFFICIAL RESULTS

Bexar County

2156

Statistics

	TOTAL	Election Day	Absentee	Early Voting
Registered Voters - Total	1,398			
Ballots Cast - Total	60	23	11	26
Ballots Cast - Democratic Party	37	11	11	15
Voter Turnout - Total	4.29%			

DEM Lieutenant Governor

Vote For 1

	TOTAL	Election Day	Absentee	Early Voting
Michelle Beckley	19	6	6	7
Mike Collier	17	5	5	7

DEM Attorney General

Vote For 1

	TOTAL	Election Day	Absentee	Early Voting
Rochelle Mercedes Garza	22	8	5	9
Joe Jaworski	14	3	6	5

DEM Comptroller of Public Accounts

Vote For 1

	TOTAL	Election Day	Absentee	Early Voting
Angel Luis Vega	17	8	5	4
Janet T. Dudding	18	3	6	9

DEM Commissioner of the General Land Office

Vote For 1

	TOTAL	Election Day	Absentee	Early Voting
Sandragrace Martinez	18	6	5	7
Jay Kleberg	18	5	6	7

DEM Member, State Board of Education, District 1 State Board of Education, District 1

Vote For 1

	TOTAL	Election Day	Absentee	Early Voting
Melissa N. Ortega	22	7	8	7
Laura Marquez	13	4	3	6

DEM County Judge County Races

Vote For 1

	TOTAL	Election Day	Absentee	Early Voting
Ina Minjarez	15	6	3	6
Peter Sakai	22	5	8	9

DEM Judge, County Court at Law No. 2 County Races

Vote For 1

	TOTAL	Election Day	Absentee	Early Voting
Melissa Saenz	20	5	6	9
Maria Teresa Garcia	16	6	5	5

Summary Results Report
May 24, 2022 Joint Primary Runoff Election
May 24, 2022

UNOFFICIAL RESULTS

Bexar County

2156

DEM District Clerk County Races

Vote For 1

	TOTAL	Election Day	Absentee	Early Voting
Gloria A. Martinez	21	6	8	7
Christine "Chris" Castillo	14	5	2	7

RETRIEVED FROM DEMOCRACYDOCKET.COM

Summary Results Report
May 24, 2022 Joint Primary Runoff Election
May 24, 2022

UNOFFICIAL RESULTS

Bexar County

2157

Statistics

	TOTAL	Election Day	Absentee	Early Voting
Registered Voters - Total	0			
Ballots Cast - Total	0	0	0	0
Ballots Cast - Democratic Party	0	0	0	0
Voter Turnout - Total	0.00%			

DEM Lieutenant Governor

Vote For 1

	TOTAL	Election Day	Absentee	Early Voting
Michelle Beckley	0	0	0	0
Mike Collier	0	0	0	0

DEM Attorney General

Vote For 1

	TOTAL	Election Day	Absentee	Early Voting
Rochelle Mercedes Garza	0	0	0	0
Joe Jaworski	0	0	0	0

DEM Comptroller of Public Accounts

Vote For 1

	TOTAL	Election Day	Absentee	Early Voting
Angel Luis Vega	0	0	0	0
Janet T. Dudding	0	0	0	0

DEM Commissioner of the General Land Office

Vote For 1

	TOTAL	Election Day	Absentee	Early Voting
Sandragrace Martinez	0	0	0	0
Jay Kleberg	0	0	0	0

DEM County Judge County Races

Vote For 1

	TOTAL	Election Day	Absentee	Early Voting
Ina Minjarez	0	0	0	0
Peter Sakai	0	0	0	0

DEM Judge, County Court at Law No. 2 County Races

Vote For 1

	TOTAL	Election Day	Absentee	Early Voting
Melissa Saenz	0	0	0	0
Maria Teresa Garcia	0	0	0	0

DEM District Clerk County Races

Vote For 1

	TOTAL	Election Day	Absentee	Early Voting
Gloria A. Martinez	0	0	0	0
Christine "Chris" Castillo	0	0	0	0

Summary Results Report
May 24, 2022 Joint Primary Runoff Election
May 24, 2022

UNOFFICIAL RESULTS

Bexar County

2158

Statistics

	TOTAL	Election Day	Absentee	Early Voting
Registered Voters - Total	0			
Ballots Cast - Total	0	0	0	0
Ballots Cast - Democratic Party	0	0	0	0
Voter Turnout - Total	0.00%			

DEM Lieutenant Governor

Vote For 1

	TOTAL	Election Day	Absentee	Early Voting
Michelle Beckley	0	0	0	0
Mike Collier	0	0	0	0

DEM Attorney General

Vote For 1

	TOTAL	Election Day	Absentee	Early Voting
Rochelle Mercedes Garza	0	0	0	0
Joe Jaworski	0	0	0	0

DEM Comptroller of Public Accounts

Vote For 1

	TOTAL	Election Day	Absentee	Early Voting
Angel Luis Vega	0	0	0	0
Janet T. Dudding	0	0	0	0

DEM Commissioner of the General Land Office

Vote For 1

	TOTAL	Election Day	Absentee	Early Voting
Sandragrace Martinez	0	0	0	0
Jay Kleberg	0	0	0	0

DEM Member, State Board of Education, District 1 State Board of Education, District 1

Vote For 1

	TOTAL	Election Day	Absentee	Early Voting
Melissa N. Ortega	0	0	0	0
Laura Marquez	0	0	0	0

DEM County Judge County Races

Vote For 1

	TOTAL	Election Day	Absentee	Early Voting
Ina Minjarez	0	0	0	0
Peter Sakai	0	0	0	0

DEM Judge, County Court at Law No. 2 County Races

Vote For 1

	TOTAL	Election Day	Absentee	Early Voting
Melissa Saenz	0	0	0	0
Maria Teresa Garcia	0	0	0	0

Summary Results Report
May 24, 2022 Joint Primary Runoff Election
May 24, 2022

UNOFFICIAL RESULTS

Bexar County

2158

DEM District Clerk County Races

Vote For 1

	TOTAL	Election Day	Absentee	Early Voting
Gloria A. Martinez	0	0	0	0
Christine "Chris" Castillo	0	0	0	0

RETRIEVED FROM DEMOCRACYDOCKET.COM

Summary Results Report
May 24, 2022 Joint Primary Runoff Election
May 24, 2022

UNOFFICIAL RESULTS

Bexar County

2159

Statistics

	TOTAL	Election Day	Absentee	Early Voting
Registered Voters - Total	212			
Ballots Cast - Total	16	6	0	10
Ballots Cast - Democratic Party	11	3	0	8
Voter Turnout - Total	7.55%			

DEM Lieutenant Governor

Vote For 1

	TOTAL	Election Day	Absentee	Early Voting
Michelle Beckley	7	2	0	5
Mike Collier	4	1	0	3

DEM Attorney General

Vote For 1

	TOTAL	Election Day	Absentee	Early Voting
Rochelle Mercedes Garza	7	3	0	4
Joe Jaworski	4	0	0	4

DEM Comptroller of Public Accounts

Vote For 1

	TOTAL	Election Day	Absentee	Early Voting
Angel Luis Vega	5	1	0	4
Janet T. Dudding	6	2	0	4

DEM Commissioner of the General Land Office

Vote For 1

	TOTAL	Election Day	Absentee	Early Voting
Sandragrace Martinez	5	2	0	3
Jay Kleberg	5	0	0	5

DEM County Judge County Races

Vote For 1

	TOTAL	Election Day	Absentee	Early Voting
Ina Minjarez	7	2	0	5
Peter Sakai	4	1	0	3

DEM Judge, County Court at Law No. 2 County Races

Vote For 1

	TOTAL	Election Day	Absentee	Early Voting
Melissa Saenz	9	1	0	8
Maria Teresa Garcia	2	2	0	0

DEM District Clerk County Races

Vote For 1

	TOTAL	Election Day	Absentee	Early Voting
Gloria A. Martinez	4	1	0	3
Christine "Chris" Castillo	7	2	0	5

Summary Results Report
May 24, 2022 Joint Primary Runoff Election
May 24, 2022

UNOFFICIAL RESULTS

Bexar County

2160

Statistics

	TOTAL	Election Day	Absentee	Early Voting
Registered Voters - Total	6			
Ballots Cast - Total	2	0	0	2
Ballots Cast - Democratic Party	0	0	0	0
Voter Turnout - Total	33.33%			

DEM Lieutenant Governor

Vote For 1

	TOTAL	Election Day	Absentee	Early Voting
Michelle Beckley	0	0	0	0
Mike Collier	0	0	0	0

DEM Attorney General

Vote For 1

	TOTAL	Election Day	Absentee	Early Voting
Rochelle Mercedes Garza	0	0	0	0
Joe Jaworski	0	0	0	0

DEM Comptroller of Public Accounts

Vote For 1

	TOTAL	Election Day	Absentee	Early Voting
Angel Luis Vega	0	0	0	0
Janet T. Dudding	0	0	0	0

DEM Commissioner of the General Land Office

Vote For 1

	TOTAL	Election Day	Absentee	Early Voting
Sandragrace Martinez	0	0	0	0
Jay Kleberg	0	0	0	0

DEM Member, State Board of Education, District 1 State Board of Education, District 1

Vote For 1

	TOTAL	Election Day	Absentee	Early Voting
Melissa N. Ortega	0	0	0	0
Laura Marquez	0	0	0	0

DEM County Judge County Races

Vote For 1

	TOTAL	Election Day	Absentee	Early Voting
Ina Minjarez	0	0	0	0
Peter Sakai	0	0	0	0

DEM Judge, County Court at Law No. 2 County Races

Vote For 1

	TOTAL	Election Day	Absentee	Early Voting
Melissa Saenz	0	0	0	0
Maria Teresa Garcia	0	0	0	0

Summary Results Report
May 24, 2022 Joint Primary Runoff Election
May 24, 2022

UNOFFICIAL RESULTS

Bexar County

2160

DEM District Clerk County Races

Vote For 1

	TOTAL	Election Day	Absentee	Early Voting
Gloria A. Martinez	0	0	0	0
Christine "Chris" Castillo	0	0	0	0

RETRIEVED FROM DEMOCRACYDOCKET.COM

Summary Results Report
May 24, 2022 Joint Primary Runoff Election
May 24, 2022

UNOFFICIAL RESULTS

Bexar County

2161

Statistics

	TOTAL	Election Day	Absentee	Early Voting
Registered Voters - Total	218			
Ballots Cast - Total	32	12	2	18
Ballots Cast - Democratic Party	21	8	2	11
Voter Turnout - Total	14.68%			

DEM Lieutenant Governor

Vote For 1

	TOTAL	Election Day	Absentee	Early Voting
Michelle Beckley	5	2	0	3
Mike Collier	15	6	2	7

DEM Attorney General

Vote For 1

	TOTAL	Election Day	Absentee	Early Voting
Rochelle Mercedes Garza	9	4	0	5
Joe Jaworski	11	4	2	5

DEM Comptroller of Public Accounts

Vote For 1

	TOTAL	Election Day	Absentee	Early Voting
Angel Luis Vega	8	6	0	2
Janet T. Dudding	11	2	2	7

DEM Commissioner of the General Land Office

Vote For 1

	TOTAL	Election Day	Absentee	Early Voting
Sandragrace Martinez	6	4	0	2
Jay Kleberg	14	4	2	8

DEM Member, State Board of Education, District 1 State Board of Education, District 1

Vote For 1

	TOTAL	Election Day	Absentee	Early Voting
Melissa N. Ortega	11	5	1	5
Laura Marquez	8	2	1	5

DEM County Judge County Races

Vote For 1

	TOTAL	Election Day	Absentee	Early Voting
Ina Minjarez	10	4	1	5
Peter Sakai	11	4	1	6

DEM Judge, County Court at Law No. 2 County Races

Vote For 1

	TOTAL	Election Day	Absentee	Early Voting
Melissa Saenz	11	6	1	4
Maria Teresa Garcia	8	2	1	5

Summary Results Report
May 24, 2022 Joint Primary Runoff Election
May 24, 2022

UNOFFICIAL RESULTS

Bexar County

2161

DEM District Clerk County Races

Vote For 1

	TOTAL	Election Day	Absentee	Early Voting
Gloria A. Martinez	5	4	0	1
Christine "Chris" Castillo	15	4	2	9

RETRIEVED FROM DEMOCRACYDOCKET.COM

Summary Results Report
May 24, 2022 Joint Primary Runoff Election
May 24, 2022

UNOFFICIAL RESULTS

Bexar County

2162

Statistics

	TOTAL	Election Day	Absentee	Early Voting
Registered Voters - Total	734			
Ballots Cast - Total	29	15	4	10
Ballots Cast - Democratic Party	21	12	4	5
Voter Turnout - Total	3.95%			

DEM Lieutenant Governor

Vote For 1

	TOTAL	Election Day	Absentee	Early Voting
Michelle Beckley	11	8	1	2
Mike Collier	10	4	3	3

DEM Attorney General

Vote For 1

	TOTAL	Election Day	Absentee	Early Voting
Rochelle Mercedes Garza	10	5	1	4
Joe Jaworski	11	7	3	1

DEM Comptroller of Public Accounts

Vote For 1

	TOTAL	Election Day	Absentee	Early Voting
Angel Luis Vega	6	4	0	2
Janet T. Dudding	12	5	4	3

DEM Commissioner of the General Land Office

Vote For 1

	TOTAL	Election Day	Absentee	Early Voting
Sandragrace Martinez	10	6	0	4
Jay Kleberg	8	3	4	1

DEM Member, State Board of Education, District 1 State Board of Education, District 1

Vote For 1

	TOTAL	Election Day	Absentee	Early Voting
Melissa N. Ortega	15	9	3	3
Laura Marquez	6	3	1	2

DEM County Judge County Races

Vote For 1

	TOTAL	Election Day	Absentee	Early Voting
Ina Minjarez	11	6	2	3
Peter Sakai	8	4	2	2

DEM Judge, County Court at Law No. 2 County Races

Vote For 1

	TOTAL	Election Day	Absentee	Early Voting
Melissa Saenz	12	7	3	2
Maria Teresa Garcia	6	2	1	3

Summary Results Report
May 24, 2022 Joint Primary Runoff Election
May 24, 2022

UNOFFICIAL RESULTS

Bexar County

2162

DEM District Clerk County Races

Vote For 1

	TOTAL	Election Day	Absentee	Early Voting
Gloria A. Martinez	10	5	3	2
Christine "Chris" Castillo	9	5	1	3

RETRIEVED FROM DEMOCRACYDOCKET.COM

Summary Results Report
May 24, 2022 Joint Primary Runoff Election
May 24, 2022

UNOFFICIAL RESULTS

Bexar County

2163

Statistics

	TOTAL	Election Day	Absentee	Early Voting
Registered Voters - Total	2,527			
Ballots Cast - Total	262	129	34	99
Ballots Cast - Democratic Party	149	64	27	58
Voter Turnout - Total	10.37%			

DEM Lieutenant Governor

Vote For 1

	TOTAL	Election Day	Absentee	Early Voting
Michelle Beckley	71	30	12	29
Mike Collier	67	25	14	28

DEM Attorney General

Vote For 1

	TOTAL	Election Day	Absentee	Early Voting
Rochelle Mercedes Garza	104	44	19	41
Joe Jaworski	37	13	8	16

DEM Comptroller of Public Accounts

Vote For 1

	TOTAL	Election Day	Absentee	Early Voting
Angel Luis Vega	63	29	11	23
Janet T. Dudding	72	24	16	32

DEM Commissioner of the General Land Office

Vote For 1

	TOTAL	Election Day	Absentee	Early Voting
Sandragrace Martinez	75	34	14	27
Jay Kleberg	58	18	13	27

DEM Member, State Board of Education, District 1 State Board of Education, District 1

Vote For 1

	TOTAL	Election Day	Absentee	Early Voting
Melissa N. Ortega	86	37	17	32
Laura Marquez	45	15	9	21

DEM County Judge County Races

Vote For 1

	TOTAL	Election Day	Absentee	Early Voting
Ina Minjarez	49	21	7	21
Peter Sakai	96	41	20	35

DEM Judge, County Court at Law No. 2 County Races

Vote For 1

	TOTAL	Election Day	Absentee	Early Voting
Melissa Saenz	77	29	21	27
Maria Teresa Garcia	54	22	6	26

Summary Results Report
May 24, 2022 Joint Primary Runoff Election
May 24, 2022

UNOFFICIAL RESULTS

Bexar County

2163

DEM District Clerk County Races

Vote For 1

	TOTAL	Election Day	Absentee	Early Voting
Gloria A. Martinez	81	38	12	31
Christine "Chris" Castillo	54	15	15	24

RETRIEVED FROM DEMOCRACYDOCKET.COM

Summary Results Report
May 24, 2022 Joint Primary Runoff Election
May 24, 2022

UNOFFICIAL RESULTS

Bexar County

2164

Statistics

	TOTAL	Election Day	Absentee	Early Voting
Registered Voters - Total	2,194			
Ballots Cast - Total	170	63	32	75
Ballots Cast - Democratic Party	122	37	26	59
Voter Turnout - Total	7.75%			

DEM Lieutenant Governor

Vote For 1

	TOTAL	Election Day	Absentee	Early Voting
Michelle Beckley	65	22	10	33
Mike Collier	53	14	16	23

DEM Attorney General

Vote For 1

	TOTAL	Election Day	Absentee	Early Voting
Rochelle Mercedes Garza	70	24	10	36
Joe Jaworski	47	11	16	20

DEM Comptroller of Public Accounts

Vote For 1

	TOTAL	Election Day	Absentee	Early Voting
Angel Luis Vega	55	16	14	25
Janet T. Dudding	59	17	11	31

DEM Commissioner of the General Land Office

Vote For 1

	TOTAL	Election Day	Absentee	Early Voting
Sandragrace Martinez	60	17	10	33
Jay Kleberg	54	17	14	23

DEM Member, State Board of Education, District 1 State Board of Education, District 1

Vote For 1

	TOTAL	Election Day	Absentee	Early Voting
Melissa N. Ortega	74	17	14	43
Laura Marquez	36	14	11	11

DEM County Judge County Races

Vote For 1

	TOTAL	Election Day	Absentee	Early Voting
Ina Minjarez	50	18	10	22
Peter Sakai	70	18	15	37

DEM Judge, County Court at Law No. 2 County Races

Vote For 1

	TOTAL	Election Day	Absentee	Early Voting
Melissa Saenz	65	21	14	30
Maria Teresa Garcia	50	14	11	25

Summary Results Report
May 24, 2022 Joint Primary Runoff Election
May 24, 2022

UNOFFICIAL RESULTS

Bexar County

2164

DEM District Clerk County Races

Vote For 1

	TOTAL	Election Day	Absentee	Early Voting
Gloria A. Martinez	67	22	13	32
Christine "Chris" Castillo	47	13	11	23

RETRIEVED FROM DEMOCRACYDOCKET.COM

Summary Results Report
May 24, 2022 Joint Primary Runoff Election
May 24, 2022

UNOFFICIAL RESULTS

Bexar County

2165

Statistics

	TOTAL	Election Day	Absentee	Early Voting
Registered Voters - Total	2,877			
Ballots Cast - Total	367	199	31	137
Ballots Cast - Democratic Party	183	90	22	71
Voter Turnout - Total	12.76%			

DEM Lieutenant Governor

Vote For 1

	TOTAL	Election Day	Absentee	Early Voting
Michelle Beckley	93	58	8	27
Mike Collier	85	30	12	43

DEM Attorney General

Vote For 1

	TOTAL	Election Day	Absentee	Early Voting
Rochelle Mercedes Garza	129	68	12	49
Joe Jaworski	51	21	8	22

DEM Comptroller of Public Accounts

Vote For 1

	TOTAL	Election Day	Absentee	Early Voting
Angel Luis Vega	84	43	11	30
Janet T. Dudding	91	43	9	39

DEM Commissioner of the General Land Office

Vote For 1

	TOTAL	Election Day	Absentee	Early Voting
Sandragrace Martinez	113	62	10	41
Jay Kleberg	63	24	9	30

DEM Member, State Board of Education, District 1 State Board of Education, District 1

Vote For 1

	TOTAL	Election Day	Absentee	Early Voting
Melissa N. Ortega	111	53	10	48
Laura Marquez	61	32	9	20

DEM County Judge County Races

Vote For 1

	TOTAL	Election Day	Absentee	Early Voting
Ina Minjarez	73	43	6	24
Peter Sakai	106	45	15	46

DEM Judge, County Court at Law No. 2 County Races

Vote For 1

	TOTAL	Election Day	Absentee	Early Voting
Melissa Saenz	101	49	8	44
Maria Teresa Garcia	69	35	11	23

Summary Results Report
May 24, 2022 Joint Primary Runoff Election
May 24, 2022

UNOFFICIAL RESULTS

Bexar County

2165

DEM District Clerk County Races

Vote For 1

	TOTAL	Election Day	Absentee	Early Voting
Gloria A. Martinez	95	49	12	34
Christine "Chris" Castillo	78	37	7	34

RETRIEVED FROM DEMOCRACYDOCKET.COM

Summary Results Report
May 24, 2022 Joint Primary Runoff Election
May 24, 2022

UNOFFICIAL RESULTS

Bexar County

2166

Statistics

	TOTAL	Election Day	Absentee	Early Voting
Registered Voters - Total	1,676			
Ballots Cast - Total	199	80	24	95
Ballots Cast - Democratic Party	140	50	20	70
Voter Turnout - Total	11.87%			

DEM Lieutenant Governor

Vote For 1

	TOTAL	Election Day	Absentee	Early Voting
Michelle Beckley	77	26	13	38
Mike Collier	57	20	6	31

DEM Attorney General

Vote For 1

	TOTAL	Election Day	Absentee	Early Voting
Rochelle Mercedes Garza	124	43	17	64
Joe Jaworski	14	6	3	5

DEM Comptroller of Public Accounts

Vote For 1

	TOTAL	Election Day	Absentee	Early Voting
Angel Luis Vega	52	20	5	27
Janet T. Dudding	84	28	15	41

DEM Commissioner of the General Land Office

Vote For 1

	TOTAL	Election Day	Absentee	Early Voting
Sandragrace Martinez	78	37	8	33
Jay Kleberg	59	12	12	35

DEM Member, State Board of Education, District 1 State Board of Education, District 1

Vote For 1

	TOTAL	Election Day	Absentee	Early Voting
Melissa N. Ortega	85	33	9	43
Laura Marquez	52	15	11	26

DEM County Judge County Races

Vote For 1

	TOTAL	Election Day	Absentee	Early Voting
Ina Minjarez	83	33	11	39
Peter Sakai	54	15	9	30

DEM Judge, County Court at Law No. 2 County Races

Vote For 1

	TOTAL	Election Day	Absentee	Early Voting
Melissa Saenz	95	34	13	48
Maria Teresa Garcia	36	14	7	15

Summary Results Report
May 24, 2022 Joint Primary Runoff Election
May 24, 2022

UNOFFICIAL RESULTS

Bexar County

2166

DEM District Clerk County Races

Vote For 1

	TOTAL	Election Day	Absentee	Early Voting
Gloria A. Martinez	70	32	9	29
Christine "Chris" Castillo	65	17	9	39

RETRIEVED FROM DEMOCRACYDOCKET.COM

Summary Results Report
May 24, 2022 Joint Primary Runoff Election
May 24, 2022

UNOFFICIAL RESULTS

Bexar County

2167

Statistics

	TOTAL	Election Day	Absentee	Early Voting
Registered Voters - Total	63			
Ballots Cast - Total	2	0	0	2
Ballots Cast - Democratic Party	2	0	0	2
Voter Turnout - Total	3.17%			

DEM Lieutenant Governor

Vote For 1

	TOTAL	Election Day	Absentee	Early Voting
Michelle Beckley	2	0	0	2
Mike Collier	0	0	0	0

DEM Attorney General

Vote For 1

	TOTAL	Election Day	Absentee	Early Voting
Rochelle Mercedes Garza	2	0	0	2
Joe Jaworski	0	0	0	0

DEM Comptroller of Public Accounts

Vote For 1

	TOTAL	Election Day	Absentee	Early Voting
Angel Luis Vega	2	0	0	2
Janet T. Dudding	0	0	0	0

DEM Commissioner of the General Land Office

Vote For 1

	TOTAL	Election Day	Absentee	Early Voting
Sandragrace Martinez	2	0	0	2
Jay Kleberg	0	0	0	0

DEM Member, State Board of Education, District 1 State Board of Education, District 1

Vote For 1

	TOTAL	Election Day	Absentee	Early Voting
Melissa N. Ortega	2	0	0	2
Laura Marquez	0	0	0	0

DEM County Judge County Races

Vote For 1

	TOTAL	Election Day	Absentee	Early Voting
Ina Minjarez	2	0	0	2
Peter Sakai	0	0	0	0

DEM Judge, County Court at Law No. 2 County Races

Vote For 1

	TOTAL	Election Day	Absentee	Early Voting
Melissa Saenz	0	0	0	0
Maria Teresa Garcia	2	0	0	2

Summary Results Report
May 24, 2022 Joint Primary Runoff Election
May 24, 2022

UNOFFICIAL RESULTS

Bexar County

2167

DEM District Clerk County Races

Vote For 1

	TOTAL	Election Day	Absentee	Early Voting
Gloria A. Martinez	1	0	0	1
Christine "Chris" Castillo	1	0	0	1

RETRIEVED FROM DEMOCRACYDOCKET.COM

Summary Results Report
May 24, 2022 Joint Primary Runoff Election
May 24, 2022

UNOFFICIAL RESULTS

Bexar County

2168

Statistics

	TOTAL	Election Day	Absentee	Early Voting
Registered Voters - Total	1,640			
Ballots Cast - Total	164	74	21	69
Ballots Cast - Democratic Party	95	44	16	35
Voter Turnout - Total	10.00%			

DEM Lieutenant Governor

Vote For 1

	TOTAL	Election Day	Absentee	Early Voting
Michelle Beckley	48	28	5	15
Mike Collier	45	15	11	19

DEM Attorney General

Vote For 1

	TOTAL	Election Day	Absentee	Early Voting
Rochelle Mercedes Garza	64	33	9	22
Joe Jaworski	29	10	7	12

DEM Comptroller of Public Accounts

Vote For 1

	TOTAL	Election Day	Absentee	Early Voting
Angel Luis Vega	44	20	7	17
Janet T. Dudding	46	22	7	17

DEM Commissioner of the General Land Office

Vote For 1

	TOTAL	Election Day	Absentee	Early Voting
Sandragrace Martinez	53	29	4	20
Jay Kleberg	41	14	12	15

DEM Member, State Board of Education, District 1 State Board of Education, District 1

Vote For 1

	TOTAL	Election Day	Absentee	Early Voting
Melissa N. Ortega	57	27	9	21
Laura Marquez	31	14	6	11

DEM County Judge County Races

Vote For 1

	TOTAL	Election Day	Absentee	Early Voting
Ina Minjarez	40	23	5	12
Peter Sakai	54	20	11	23

DEM Judge, County Court at Law No. 2 County Races

Vote For 1

	TOTAL	Election Day	Absentee	Early Voting
Melissa Saenz	46	21	6	19
Maria Teresa Garcia	42	21	7	14

Summary Results Report
May 24, 2022 Joint Primary Runoff Election
May 24, 2022

UNOFFICIAL RESULTS

Bexar County

2168

DEM District Clerk County Races

Vote For 1

	TOTAL	Election Day	Absentee	Early Voting
Gloria A. Martinez	47	25	7	15
Christine "Chris" Castillo	43	16	8	19

RETRIEVED FROM DEMOCRACYDOCKET.COM

Summary Results Report
May 24, 2022 Joint Primary Runoff Election
May 24, 2022

UNOFFICIAL RESULTS

Bexar County

2169

Statistics

	TOTAL	Election Day	Absentee	Early Voting
Registered Voters - Total	1,530			
Ballots Cast - Total	205	88	31	86
Ballots Cast - Democratic Party	137	55	21	61
Voter Turnout - Total	13.40%			

DEM Lieutenant Governor

Vote For 1

	TOTAL	Election Day	Absentee	Early Voting
Michelle Beckley	67	29	8	30
Mike Collier	67	25	12	30

DEM Attorney General

Vote For 1

	TOTAL	Election Day	Absentee	Early Voting
Rochelle Mercedes Garza	98	44	14	40
Joe Jaworski	36	9	6	21

DEM Comptroller of Public Accounts

Vote For 1

	TOTAL	Election Day	Absentee	Early Voting
Angel Luis Vega	70	31	11	28
Janet T. Dudding	62	22	9	31

DEM Commissioner of the General Land Office

Vote For 1

	TOTAL	Election Day	Absentee	Early Voting
Sandragrace Martinez	84	37	13	34
Jay Kleberg	50	17	7	26

DEM County Judge County Races

Vote For 1

	TOTAL	Election Day	Absentee	Early Voting
Ina Minjarez	48	20	4	24
Peter Sakai	87	35	17	35

DEM Judge, County Court at Law No. 2 County Races

Vote For 1

	TOTAL	Election Day	Absentee	Early Voting
Melissa Saenz	80	35	13	32
Maria Teresa Garcia	47	17	7	23

DEM District Clerk County Races

Vote For 1

	TOTAL	Election Day	Absentee	Early Voting
Gloria A. Martinez	66	34	13	19
Christine "Chris" Castillo	64	20	7	37

Summary Results Report
May 24, 2022 Joint Primary Runoff Election
May 24, 2022

UNOFFICIAL RESULTS

Bexar County

2170

Statistics

	TOTAL	Election Day	Absentee	Early Voting
Registered Voters - Total	3,882			
Ballots Cast - Total	353	163	33	157
Ballots Cast - Democratic Party	194	73	27	94
Voter Turnout - Total	9.09%			

DEM Lieutenant Governor

Vote For 1

	TOTAL	Election Day	Absentee	Early Voting
Michelle Beckley	88	39	8	41
Mike Collier	94	29	17	48

DEM Attorney General

Vote For 1

	TOTAL	Election Day	Absentee	Early Voting
Rochelle Mercedes Garza	135	56	19	60
Joe Jaworski	48	13	7	28

DEM Comptroller of Public Accounts

Vote For 1

	TOTAL	Election Day	Absentee	Early Voting
Angel Luis Vega	76	38	10	28
Janet T. Dudding	102	29	15	58

DEM Commissioner of the General Land Office

Vote For 1

	TOTAL	Election Day	Absentee	Early Voting
Sandragrace Martinez	101	45	14	42
Jay Kleberg	77	23	11	43

DEM Member, State Board of Education, District 1 State Board of Education, District 1

Vote For 1

	TOTAL	Election Day	Absentee	Early Voting
Melissa N. Ortega	116	39	16	61
Laura Marquez	56	25	9	22

DEM County Judge County Races

Vote For 1

	TOTAL	Election Day	Absentee	Early Voting
Ina Minjarez	95	37	15	43
Peter Sakai	94	33	12	49

DEM Judge, County Court at Law No. 2 County Races

Vote For 1

	TOTAL	Election Day	Absentee	Early Voting
Melissa Saenz	84	30	13	41
Maria Teresa Garcia	87	32	10	45

Summary Results Report
May 24, 2022 Joint Primary Runoff Election
May 24, 2022

UNOFFICIAL RESULTS

Bexar County

2170

DEM District Clerk County Races

Vote For 1

	TOTAL	Election Day	Absentee	Early Voting
Gloria A. Martinez	95	37	12	46
Christine "Chris" Castillo	83	29	11	43

RETRIEVED FROM DEMOCRACYDOCKET.COM

Summary Results Report
May 24, 2022 Joint Primary Runoff Election
May 24, 2022

UNOFFICIAL RESULTS

Bexar County

2171

Statistics

	TOTAL	Election Day	Absentee	Early Voting
Registered Voters - Total	1,609			
Ballots Cast - Total	145	46	29	70
Ballots Cast - Democratic Party	86	26	17	43
Voter Turnout - Total	9.01%			

DEM Lieutenant Governor

Vote For 1

	TOTAL	Election Day	Absentee	Early Voting
Michelle Beckley	45	17	9	19
Mike Collier	38	8	8	22

DEM Attorney General

Vote For 1

	TOTAL	Election Day	Absentee	Early Voting
Rochelle Mercedes Garza	58	21	11	26
Joe Jaworski	24	4	6	14

DEM Comptroller of Public Accounts

Vote For 1

	TOTAL	Election Day	Absentee	Early Voting
Angel Luis Vega	28	12	5	11
Janet T. Dudding	53	13	12	28

DEM Commissioner of the General Land Office

Vote For 1

	TOTAL	Election Day	Absentee	Early Voting
Sandragrace Martinez	45	21	6	18
Jay Kleberg	38	5	11	22

DEM County Judge County Races

Vote For 1

	TOTAL	Election Day	Absentee	Early Voting
Ina Minjarez	45	18	8	19
Peter Sakai	40	7	9	24

DEM Judge, County Court at Law No. 2 County Races

Vote For 1

	TOTAL	Election Day	Absentee	Early Voting
Melissa Saenz	55	12	11	32
Maria Teresa Garcia	29	13	6	10

DEM District Clerk County Races

Vote For 1

	TOTAL	Election Day	Absentee	Early Voting
Gloria A. Martinez	43	14	6	23
Christine "Chris" Castillo	38	9	11	18

Summary Results Report
May 24, 2022 Joint Primary Runoff Election
May 24, 2022

UNOFFICIAL RESULTS

Bexar County

2172

Statistics

	TOTAL	Election Day	Absentee	Early Voting
Registered Voters - Total	416			
Ballots Cast - Total	29	12	9	8
Ballots Cast - Democratic Party	23	8	9	6
Voter Turnout - Total	6.97%			

DEM Lieutenant Governor

Vote For 1

	TOTAL	Election Day	Absentee	Early Voting
Michelle Beckley	10	6	1	3
Mike Collier	12	2	8	2

DEM Attorney General

Vote For 1

	TOTAL	Election Day	Absentee	Early Voting
Rochelle Mercedes Garza	18	8	5	5
Joe Jaworski	4	0	4	0

DEM Comptroller of Public Accounts

Vote For 1

	TOTAL	Election Day	Absentee	Early Voting
Angel Luis Vega	15	6	7	2
Janet T. Dudding	7	2	2	3

DEM Commissioner of the General Land Office

Vote For 1

	TOTAL	Election Day	Absentee	Early Voting
Sandragrace Martinez	20	8	8	4
Jay Kleberg	2	0	1	1

DEM County Judge County Races

Vote For 1

	TOTAL	Election Day	Absentee	Early Voting
Ina Minjarez	17	5	7	5
Peter Sakai	6	3	2	1

DEM Judge, County Court at Law No. 2 County Races

Vote For 1

	TOTAL	Election Day	Absentee	Early Voting
Melissa Saenz	10	5	4	1
Maria Teresa Garcia	12	3	5	4

DEM District Clerk County Races

Vote For 1

	TOTAL	Election Day	Absentee	Early Voting
Gloria A. Martinez	11	5	4	2
Christine "Chris" Castillo	12	3	5	4

Summary Results Report
May 24, 2022 Joint Primary Runoff Election
May 24, 2022

UNOFFICIAL RESULTS

Bexar County

2173

Statistics

	TOTAL	Election Day	Absentee	Early Voting
Registered Voters - Total	1,514			
Ballots Cast - Total	151	60	29	62
Ballots Cast - Democratic Party	100	37	18	45
Voter Turnout - Total	9.97%			

DEM Lieutenant Governor

Vote For 1

	TOTAL	Election Day	Absentee	Early Voting
Michelle Beckley	51	20	7	24
Mike Collier	43	15	10	18

DEM Attorney General

Vote For 1

	TOTAL	Election Day	Absentee	Early Voting
Rochelle Mercedes Garza	70	28	14	28
Joe Jaworski	24	7	3	14

DEM Comptroller of Public Accounts

Vote For 1

	TOTAL	Election Day	Absentee	Early Voting
Angel Luis Vega	38	14	2	22
Janet T. Dudding	55	19	15	21

DEM Commissioner of the General Land Office

Vote For 1

	TOTAL	Election Day	Absentee	Early Voting
Sandragrace Martinez	53	23	6	24
Jay Kleberg	39	11	11	17

DEM County Judge County Races

Vote For 1

	TOTAL	Election Day	Absentee	Early Voting
Ina Minjarez	34	16	4	14
Peter Sakai	64	20	13	31

DEM Judge, County Court at Law No. 2 County Races

Vote For 1

	TOTAL	Election Day	Absentee	Early Voting
Melissa Saenz	57	25	9	23
Maria Teresa Garcia	36	9	7	20

DEM District Clerk County Races

Vote For 1

	TOTAL	Election Day	Absentee	Early Voting
Gloria A. Martinez	43	19	4	20
Christine "Chris" Castillo	50	15	13	22

Summary Results Report
May 24, 2022 Joint Primary Runoff Election
May 24, 2022

UNOFFICIAL RESULTS

Bexar County

2174

Statistics

	TOTAL	Election Day	Absentee	Early Voting
Registered Voters - Total	2,524			
Ballots Cast - Total	360	130	79	151
Ballots Cast - Democratic Party	227	58	66	103
Voter Turnout - Total	14.26%			

DEM Lieutenant Governor

Vote For 1

	TOTAL	Election Day	Absentee	Early Voting
Michelle Beckley	64	27	11	26
Mike Collier	156	31	54	71

DEM Attorney General

Vote For 1

	TOTAL	Election Day	Absentee	Early Voting
Rochelle Mercedes Garza	108	33	22	53
Joe Jaworski	115	24	44	47

DEM Comptroller of Public Accounts

Vote For 1

	TOTAL	Election Day	Absentee	Early Voting
Angel Luis Vega	68	22	14	32
Janet T. Dudding	151	35	51	65

DEM Commissioner of the General Land Office

Vote For 1

	TOTAL	Election Day	Absentee	Early Voting
Sandragrace Martinez	90	34	15	41
Jay Kleberg	129	23	49	57

DEM Member, State Board of Education, District 1 State Board of Education, District 1

Vote For 1

	TOTAL	Election Day	Absentee	Early Voting
Melissa N. Ortega	144	35	50	59
Laura Marquez	64	19	13	32

DEM County Judge County Races

Vote For 1

	TOTAL	Election Day	Absentee	Early Voting
Ina Minjarez	65	23	9	33
Peter Sakai	162	35	57	70

DEM Judge, County Court at Law No. 2 County Races

Vote For 1

	TOTAL	Election Day	Absentee	Early Voting
Melissa Saenz	167	42	52	73
Maria Teresa Garcia	49	13	12	24

Summary Results Report
May 24, 2022 Joint Primary Runoff Election
May 24, 2022

UNOFFICIAL RESULTS

Bexar County

2174

DEM District Clerk County Races

Vote For 1

	TOTAL	Election Day	Absentee	Early Voting
Gloria A. Martinez	150	36	51	63
Christine "Chris" Castillo	69	21	12	36

RETRIEVED FROM DEMOCRACYDOCKET.COM

Summary Results Report
May 24, 2022 Joint Primary Runoff Election
May 24, 2022

UNOFFICIAL RESULTS

Bexar County

2175

Statistics

	TOTAL	Election Day	Absentee	Early Voting
Registered Voters - Total	1,956			
Ballots Cast - Total	101	29	34	38
Ballots Cast - Democratic Party	66	21	24	21
Voter Turnout - Total	5.16%			

DEM Lieutenant Governor

Vote For 1

	TOTAL	Election Day	Absentee	Early Voting
Michelle Beckley	31	13	9	9
Mike Collier	31	8	15	8

DEM Attorney General

Vote For 1

	TOTAL	Election Day	Absentee	Early Voting
Rochelle Mercedes Garza	46	18	13	15
Joe Jaworski	18	3	11	4

DEM Comptroller of Public Accounts

Vote For 1

	TOTAL	Election Day	Absentee	Early Voting
Angel Luis Vega	22	10	3	9
Janet T. Dudding	41	10	21	10

DEM Commissioner of the General Land Office

Vote For 1

	TOTAL	Election Day	Absentee	Early Voting
Sandragrace Martinez	32	14	6	12
Jay Kleberg	31	6	18	7

DEM Member, State Board of Education, District 1 State Board of Education, District 1

Vote For 1

	TOTAL	Election Day	Absentee	Early Voting
Melissa N. Ortega	48	16	16	16
Laura Marquez	14	4	7	3

DEM County Judge County Races

Vote For 1

	TOTAL	Election Day	Absentee	Early Voting
Ina Minjarez	33	16	9	8
Peter Sakai	33	5	15	13

DEM Judge, County Court at Law No. 2 County Races

Vote For 1

	TOTAL	Election Day	Absentee	Early Voting
Melissa Saenz	43	12	19	12
Maria Teresa Garcia	21	9	5	7

Summary Results Report
May 24, 2022 Joint Primary Runoff Election
May 24, 2022

UNOFFICIAL RESULTS

Bexar County

2175

DEM District Clerk County Races

Vote For 1

	TOTAL	Election Day	Absentee	Early Voting
Gloria A. Martinez	27	13	5	9
Christine "Chris" Castillo	33	7	18	8

RETRIEVED FROM DEMOCRACYDOCKET.COM

Summary Results Report
May 24, 2022 Joint Primary Runoff Election
May 24, 2022

UNOFFICIAL RESULTS

Bexar County

2176

Statistics

	TOTAL	Election Day	Absentee	Early Voting
Registered Voters - Total	1,326			
Ballots Cast - Total	116	40	19	57
Ballots Cast - Democratic Party	76	27	14	35
Voter Turnout - Total	8.75%			

DEM Lieutenant Governor

Vote For 1

	TOTAL	Election Day	Absentee	Early Voting
Michelle Beckley	32	14	3	15
Mike Collier	39	12	9	18

DEM Attorney General

Vote For 1

	TOTAL	Election Day	Absentee	Early Voting
Rochelle Mercedes Garza	50	17	7	26
Joe Jaworski	22	8	7	7

DEM Comptroller of Public Accounts

Vote For 1

	TOTAL	Election Day	Absentee	Early Voting
Angel Luis Vega	36	15	2	19
Janet T. Dudding	34	9	10	15

DEM Commissioner of the General Land Office

Vote For 1

	TOTAL	Election Day	Absentee	Early Voting
Sandragrace Martinez	42	19	3	20
Jay Kleberg	28	6	9	13

DEM Member, State Board of Education, District 1 State Board of Education, District 1

Vote For 1

	TOTAL	Election Day	Absentee	Early Voting
Melissa N. Ortega	47	14	9	24
Laura Marquez	26	11	5	10

DEM County Judge County Races

Vote For 1

	TOTAL	Election Day	Absentee	Early Voting
Ina Minjarez	34	9	6	19
Peter Sakai	41	17	8	16

DEM Judge, County Court at Law No. 2 County Races

Vote For 1

	TOTAL	Election Day	Absentee	Early Voting
Melissa Saenz	42	14	8	20
Maria Teresa Garcia	27	10	4	13

Summary Results Report
May 24, 2022 Joint Primary Runoff Election
May 24, 2022

UNOFFICIAL RESULTS

Bexar County

2176

DEM District Clerk County Races

Vote For 1

	TOTAL	Election Day	Absentee	Early Voting
Gloria A. Martinez	44	16	10	18
Christine "Chris" Castillo	27	8	4	15

RETRIEVED FROM DEMOCRACYDOCKET.COM

Summary Results Report
May 24, 2022 Joint Primary Runoff Election
May 24, 2022

UNOFFICIAL RESULTS

Bexar County

2177

Statistics

	TOTAL	Election Day	Absentee	Early Voting
Registered Voters - Total	0			
Ballots Cast - Total	0	0	0	0
Ballots Cast - Democratic Party	0	0	0	0
Voter Turnout - Total	0.00%			

DEM Lieutenant Governor

Vote For 1

	TOTAL	Election Day	Absentee	Early Voting
Michelle Beckley	0	0	0	0
Mike Collier	0	0	0	0

DEM Attorney General

Vote For 1

	TOTAL	Election Day	Absentee	Early Voting
Rochelle Mercedes Garza	0	0	0	0
Joe Jaworski	0	0	0	0

DEM Comptroller of Public Accounts

Vote For 1

	TOTAL	Election Day	Absentee	Early Voting
Angel Luis Vega	0	0	0	0
Janet T. Dudding	0	0	0	0

DEM Commissioner of the General Land Office

Vote For 1

	TOTAL	Election Day	Absentee	Early Voting
Sandragrace Martinez	0	0	0	0
Jay Kleberg	0	0	0	0

DEM County Judge County Races

Vote For 1

	TOTAL	Election Day	Absentee	Early Voting
Ina Minjarez	0	0	0	0
Peter Sakai	0	0	0	0

DEM Judge, County Court at Law No. 2 County Races

Vote For 1

	TOTAL	Election Day	Absentee	Early Voting
Melissa Saenz	0	0	0	0
Maria Teresa Garcia	0	0	0	0

DEM District Clerk County Races

Vote For 1

	TOTAL	Election Day	Absentee	Early Voting
Gloria A. Martinez	0	0	0	0
Christine "Chris" Castillo	0	0	0	0

Summary Results Report
May 24, 2022 Joint Primary Runoff Election
May 24, 2022

UNOFFICIAL RESULTS

Bexar County

2178

Statistics

	TOTAL	Election Day	Absentee	Early Voting
Registered Voters - Total	1,071			
Ballots Cast - Total	188	74	24	90
Ballots Cast - Democratic Party	165	63	20	82
Voter Turnout - Total	17.55%			

DEM Lieutenant Governor

Vote For 1

	TOTAL	Election Day	Absentee	Early Voting
Michelle Beckley	76	28	9	39
Mike Collier	82	30	11	41

DEM Attorney General

Vote For 1

	TOTAL	Election Day	Absentee	Early Voting
Rochelle Mercedes Garza	104	37	15	52
Joe Jaworski	58	24	5	29

DEM Comptroller of Public Accounts

Vote For 1

	TOTAL	Election Day	Absentee	Early Voting
Angel Luis Vega	76	26	14	36
Janet T. Dudding	79	30	6	43

DEM Commissioner of the General Land Office

Vote For 1

	TOTAL	Election Day	Absentee	Early Voting
Sandragrace Martinez	84	28	12	44
Jay Kleberg	74	30	7	37

DEM County Judge County Races

Vote For 1

	TOTAL	Election Day	Absentee	Early Voting
Ina Minjarez	67	28	6	33
Peter Sakai	96	33	14	49

DEM Judge, County Court at Law No. 2 County Races

Vote For 1

	TOTAL	Election Day	Absentee	Early Voting
Melissa Saenz	81	27	9	45
Maria Teresa Garcia	69	22	11	36

DEM District Clerk County Races

Vote For 1

	TOTAL	Election Day	Absentee	Early Voting
Gloria A. Martinez	70	26	9	35
Christine "Chris" Castillo	86	28	11	47

Summary Results Report
May 24, 2022 Joint Primary Runoff Election
May 24, 2022

UNOFFICIAL RESULTS

Bexar County

2179

Statistics

	TOTAL	Election Day	Absentee	Early Voting
Registered Voters - Total	59			
Ballots Cast - Total	2	1	0	1
Ballots Cast - Democratic Party	2	1	0	1
Voter Turnout - Total	3.39%			

DEM Lieutenant Governor

Vote For 1

	TOTAL	Election Day	Absentee	Early Voting
Michelle Beckley	1	1	0	0
Mike Collier	1	0	0	1

DEM Attorney General

Vote For 1

	TOTAL	Election Day	Absentee	Early Voting
Rochelle Mercedes Garza	1	1	0	0
Joe Jaworski	1	0	0	1

DEM Comptroller of Public Accounts

Vote For 1

	TOTAL	Election Day	Absentee	Early Voting
Angel Luis Vega	1	0	0	1
Janet T. Dudding	1	1	0	0

DEM Commissioner of the General Land Office

Vote For 1

	TOTAL	Election Day	Absentee	Early Voting
Sandragrace Martinez	2	1	0	1
Jay Kleberg	0	0	0	0

DEM Member, State Board of Education, District 1 State Board of Education, District 1

Vote For 1

	TOTAL	Election Day	Absentee	Early Voting
Melissa N. Ortega	1	0	0	1
Laura Marquez	1	1	0	0

DEM County Judge County Races

Vote For 1

	TOTAL	Election Day	Absentee	Early Voting
Ina Minjarez	1	1	0	0
Peter Sakai	1	0	0	1

DEM Judge, County Court at Law No. 2 County Races

Vote For 1

	TOTAL	Election Day	Absentee	Early Voting
Melissa Saenz	1	0	0	1
Maria Teresa Garcia	1	1	0	0

Summary Results Report
May 24, 2022 Joint Primary Runoff Election
May 24, 2022

UNOFFICIAL RESULTS

Bexar County

2179

DEM District Clerk County Races

Vote For 1

	TOTAL	Election Day	Absentee	Early Voting
Gloria A. Martinez	2	1	0	1
Christine "Chris" Castillo	0	0	0	0

RETRIEVED FROM DEMOCRACYDOCKET.COM

Summary Results Report
May 24, 2022 Joint Primary Runoff Election
May 24, 2022

UNOFFICIAL RESULTS

Bexar County

2180

Statistics

	TOTAL	Election Day	Absentee	Early Voting
Registered Voters - Total	2,973			
Ballots Cast - Total	117	68	11	38
Ballots Cast - Democratic Party	75	40	7	28
Voter Turnout - Total	3.94%			

DEM Lieutenant Governor

Vote For 1

	TOTAL	Election Day	Absentee	Early Voting
Michelle Beckley	43	29	1	13
Mike Collier	32	11	6	15

DEM Attorney General

Vote For 1

	TOTAL	Election Day	Absentee	Early Voting
Rochelle Mercedes Garza	56	32	4	20
Joe Jaworski	19	8	3	8

DEM Comptroller of Public Accounts

Vote For 1

	TOTAL	Election Day	Absentee	Early Voting
Angel Luis Vega	30	15	2	13
Janet T. Dudding	43	23	5	15

DEM Commissioner of the General Land Office

Vote For 1

	TOTAL	Election Day	Absentee	Early Voting
Sandragrace Martinez	50	35	2	13
Jay Kleberg	24	4	5	15

DEM Member, State Board of Education, District 1 State Board of Education, District 1

Vote For 1

	TOTAL	Election Day	Absentee	Early Voting
Melissa N. Ortega	43	24	6	13
Laura Marquez	28	13	1	14

DEM County Judge County Races

Vote For 1

	TOTAL	Election Day	Absentee	Early Voting
Ina Minjarez	36	20	5	11
Peter Sakai	37	18	2	17

DEM Judge, County Court at Law No. 2 County Races

Vote For 1

	TOTAL	Election Day	Absentee	Early Voting
Melissa Saenz	38	18	3	17
Maria Teresa Garcia	33	19	4	10

Summary Results Report
May 24, 2022 Joint Primary Runoff Election
May 24, 2022

UNOFFICIAL RESULTS

Bexar County

2180

DEM District Clerk County Races

Vote For 1

	TOTAL	Election Day	Absentee	Early Voting
Gloria A. Martinez	41	24	5	12
Christine "Chris" Castillo	31	14	2	15

RETRIEVED FROM DEMOCRACYDOCKET.COM

Summary Results Report
May 24, 2022 Joint Primary Runoff Election
May 24, 2022

UNOFFICIAL RESULTS

Bexar County

2181

Statistics

	TOTAL	Election Day	Absentee	Early Voting
Registered Voters - Total	2,524			
Ballots Cast - Total	140	63	12	65
Ballots Cast - Democratic Party	63	26	5	32
Voter Turnout - Total	5.55%			

DEM Lieutenant Governor

Vote For 1

	TOTAL	Election Day	Absentee	Early Voting
Michelle Beckley	38	19	3	16
Mike Collier	20	6	0	14

DEM Attorney General

Vote For 1

	TOTAL	Election Day	Absentee	Early Voting
Rochelle Mercedes Garza	56	23	5	28
Joe Jaworski	6	2	0	4

DEM Comptroller of Public Accounts

Vote For 1

	TOTAL	Election Day	Absentee	Early Voting
Angel Luis Vega	36	20	4	12
Janet T. Dudding	26	6	1	19

DEM Commissioner of the General Land Office

Vote For 1

	TOTAL	Election Day	Absentee	Early Voting
Sandragrace Martinez	47	23	4	20
Jay Kleberg	16	3	1	12

DEM Member, State Board of Education, District 1 State Board of Education, District 1

Vote For 1

	TOTAL	Election Day	Absentee	Early Voting
Melissa N. Ortega	41	19	3	19
Laura Marquez	21	6	2	13

DEM County Judge County Races

Vote For 1

	TOTAL	Election Day	Absentee	Early Voting
Ina Minjarez	37	19	2	16
Peter Sakai	26	7	3	16

DEM Judge, County Court at Law No. 2 County Races

Vote For 1

	TOTAL	Election Day	Absentee	Early Voting
Melissa Saenz	35	16	1	18
Maria Teresa Garcia	27	9	4	14

Summary Results Report
May 24, 2022 Joint Primary Runoff Election
May 24, 2022

UNOFFICIAL RESULTS

Bexar County

2181

DEM District Clerk County Races

Vote For 1

	TOTAL	Election Day	Absentee	Early Voting
Gloria A. Martinez	37	18	3	16
Christine "Chris" Castillo	25	8	2	15

RETRIEVED FROM DEMOCRACYDOCKET.COM

Summary Results Report
May 24, 2022 Joint Primary Runoff Election
May 24, 2022

UNOFFICIAL RESULTS

Bexar County

2182

Statistics

	TOTAL	Election Day	Absentee	Early Voting
Registered Voters - Total	2,264			
Ballots Cast - Total	157	83	13	61
Ballots Cast - Democratic Party	56	29	6	21
Voter Turnout - Total	6.93%			

DEM Lieutenant Governor

Vote For 1

	TOTAL	Election Day	Absentee	Early Voting
Michelle Beckley	32	16	3	13
Mike Collier	23	13	3	7

DEM Attorney General

Vote For 1

	TOTAL	Election Day	Absentee	Early Voting
Rochelle Mercedes Garza	44	27	3	14
Joe Jaworski	11	2	3	6

DEM Comptroller of Public Accounts

Vote For 1

	TOTAL	Election Day	Absentee	Early Voting
Angel Luis Vega	20	12	3	5
Janet T. Dudding	34	16	3	15

DEM Commissioner of the General Land Office

Vote For 1

	TOTAL	Election Day	Absentee	Early Voting
Sandragrace Martinez	38	21	4	13
Jay Kleberg	15	6	2	7

DEM Member, State Board of Education, District 1 State Board of Education, District 1

Vote For 1

	TOTAL	Election Day	Absentee	Early Voting
Melissa N. Ortega	36	20	3	13
Laura Marquez	18	8	3	7

DEM County Judge County Races

Vote For 1

	TOTAL	Election Day	Absentee	Early Voting
Ina Minjarez	28	13	2	13
Peter Sakai	26	15	4	7

DEM Judge, County Court at Law No. 2 County Races

Vote For 1

	TOTAL	Election Day	Absentee	Early Voting
Melissa Saenz	29	18	2	9
Maria Teresa Garcia	22	9	3	10

Summary Results Report
May 24, 2022 Joint Primary Runoff Election
May 24, 2022

UNOFFICIAL RESULTS

Bexar County

2182

DEM District Clerk County Races

Vote For 1

	TOTAL	Election Day	Absentee	Early Voting
Gloria A. Martinez	23	13	2	8
Christine "Chris" Castillo	29	14	3	12

RETRIEVED FROM DEMOCRACYDOCKET.COM

Summary Results Report
May 24, 2022 Joint Primary Runoff Election
May 24, 2022

UNOFFICIAL RESULTS

Bexar County

3001

Statistics

	TOTAL	Election Day	Absentee	Early Voting
Registered Voters - Total	3,878			
Ballots Cast - Total	419	117	133	169
Ballots Cast - Democratic Party	159	52	37	70
Voter Turnout - Total	10.80%			

DEM United States Representative, District 21 United States Representative, District 21

Vote For 1

	TOTAL	Election Day	Absentee	Early Voting
Claudia Andreana Zapata	105	37	19	49
Ricardo Villarreal	45	9	18	18

DEM Lieutenant Governor

Vote For 1

	TOTAL	Election Day	Absentee	Early Voting
Michelle Beckley	75	28	14	33
Mike Collier	74	19	22	33

DEM Attorney General

Vote For 1

	TOTAL	Election Day	Absentee	Early Voting
Rochelle Mercedes Garza	113	41	26	46
Joe Jaworski	38	7	10	21

DEM Comptroller of Public Accounts

Vote For 1

	TOTAL	Election Day	Absentee	Early Voting
Angel Luis Vega	51	17	11	23
Janet T. Dudding	98	31	24	43

DEM Commissioner of the General Land Office

Vote For 1

	TOTAL	Election Day	Absentee	Early Voting
Sandragrace Martinez	77	34	13	30
Jay Kleberg	70	13	21	36

DEM County Judge County Races

Vote For 1

	TOTAL	Election Day	Absentee	Early Voting
Ina Minjarez	73	25	15	33
Peter Sakai	83	26	22	35

DEM Judge, County Court at Law No. 2 County Races

Vote For 1

	TOTAL	Election Day	Absentee	Early Voting
Melissa Saenz	94	27	24	43
Maria Teresa Garcia	50	20	9	21

Summary Results Report
May 24, 2022 Joint Primary Runoff Election
May 24, 2022

UNOFFICIAL RESULTS

Bexar County

3001

DEM District Clerk County Races

Vote For 1

	TOTAL	Election Day	Absentee	Early Voting
Gloria A. Martinez	59	21	13	25
Christine "Chris" Castillo	86	25	19	42

RETRIEVED FROM DEMOCRACYDOCKET.COM

Summary Results Report
May 24, 2022 Joint Primary Runoff Election
May 24, 2022

UNOFFICIAL RESULTS

Bexar County

3002

Statistics

	TOTAL	Election Day	Absentee	Early Voting
Registered Voters - Total	2,455			
Ballots Cast - Total	361	140	28	193
Ballots Cast - Democratic Party	110	44	16	50
Voter Turnout - Total	14.70%			

DEM Lieutenant Governor

Vote For 1

	TOTAL	Election Day	Absentee	Early Voting
Michelle Beckley	50	17	8	25
Mike Collier	57	26	8	23

DEM Attorney General

Vote For 1

	TOTAL	Election Day	Absentee	Early Voting
Rochelle Mercedes Garza	77	30	9	38
Joe Jaworski	30	12	7	11

DEM Comptroller of Public Accounts

Vote For 1

	TOTAL	Election Day	Absentee	Early Voting
Angel Luis Vega	44	18	3	23
Janet T. Dudding	63	24	13	26

DEM Commissioner of the General Land Office

Vote For 1

	TOTAL	Election Day	Absentee	Early Voting
Sandragrace Martinez	65	23	7	35
Jay Kleberg	41	18	9	14

DEM Member, State Board of Education, District 1 State Board of Education, District 1

Vote For 1

	TOTAL	Election Day	Absentee	Early Voting
Melissa N. Ortega	72	29	11	32
Laura Marquez	33	12	5	16

DEM County Judge County Races

Vote For 1

	TOTAL	Election Day	Absentee	Early Voting
Ina Minjarez	50	23	6	21
Peter Sakai	60	21	10	29

DEM Judge, County Court at Law No. 2 County Races

Vote For 1

	TOTAL	Election Day	Absentee	Early Voting
Melissa Saenz	67	29	14	24
Maria Teresa Garcia	39	12	2	25

Summary Results Report
May 24, 2022 Joint Primary Runoff Election
May 24, 2022

UNOFFICIAL RESULTS

Bexar County

3002

DEM District Clerk County Races

Vote For 1

	TOTAL	Election Day	Absentee	Early Voting
Gloria A. Martinez	61	23	6	32
Christine "Chris" Castillo	45	18	10	17

RETRIEVED FROM DEMOCRACYDOCKET.COM

Summary Results Report
May 24, 2022 Joint Primary Runoff Election
May 24, 2022

UNOFFICIAL RESULTS

Bexar County

3003

Statistics

	TOTAL	Election Day	Absentee	Early Voting
Registered Voters - Total	1,550			
Ballots Cast - Total	148	52	14	82
Ballots Cast - Democratic Party	57	16	11	30
Voter Turnout - Total	9.55%			

DEM Lieutenant Governor

Vote For 1

	TOTAL	Election Day	Absentee	Early Voting
Michelle Beckley	26	10	6	10
Mike Collier	29	6	5	18

DEM Attorney General

Vote For 1

	TOTAL	Election Day	Absentee	Early Voting
Rochelle Mercedes Garza	46	16	8	22
Joe Jaworski	10	0	3	7

DEM Comptroller of Public Accounts

Vote For 1

	TOTAL	Election Day	Absentee	Early Voting
Angel Luis Vega	31	12	4	15
Janet T. Dudding	22	4	6	12

DEM Commissioner of the General Land Office

Vote For 1

	TOTAL	Election Day	Absentee	Early Voting
Sandragrace Martinez	35	11	8	16
Jay Kleberg	19	5	2	12

DEM Member, State Board of Education, District 1 State Board of Education, District 1

Vote For 1

	TOTAL	Election Day	Absentee	Early Voting
Melissa N. Ortega	34	11	4	19
Laura Marquez	18	5	6	7

DEM County Judge County Races

Vote For 1

	TOTAL	Election Day	Absentee	Early Voting
Ina Minjarez	28	9	6	13
Peter Sakai	27	6	5	16

DEM Judge, County Court at Law No. 2 County Races

Vote For 1

	TOTAL	Election Day	Absentee	Early Voting
Melissa Saenz	35	8	6	21
Maria Teresa Garcia	16	7	4	5

Summary Results Report
May 24, 2022 Joint Primary Runoff Election
May 24, 2022

UNOFFICIAL RESULTS

Bexar County

3003

DEM District Clerk County Races

Vote For 1

	TOTAL	Election Day	Absentee	Early Voting
Gloria A. Martinez	31	10	9	12
Christine "Chris" Castillo	20	5	2	13

RETRIEVED FROM DEMOCRACYDOCKET.COM

Summary Results Report
May 24, 2022 Joint Primary Runoff Election
May 24, 2022

UNOFFICIAL RESULTS

Bexar County

3004

Statistics

	TOTAL	Election Day	Absentee	Early Voting
Registered Voters - Total	0			
Ballots Cast - Total	1	0	0	1
Ballots Cast - Democratic Party	1	0	0	1
Voter Turnout - Total	0.00%			

DEM Lieutenant Governor

Vote For 1

	TOTAL	Election Day	Absentee	Early Voting
Michelle Beckley	0	0	0	0
Mike Collier	1	0	0	1

DEM Attorney General

Vote For 1

	TOTAL	Election Day	Absentee	Early Voting
Rochelle Mercedes Garza	0	0	0	0
Joe Jaworski	1	0	0	1

DEM Comptroller of Public Accounts

Vote For 1

	TOTAL	Election Day	Absentee	Early Voting
Angel Luis Vega	0	0	0	0
Janet T. Dudding	1	0	0	1

DEM Commissioner of the General Land Office

Vote For 1

	TOTAL	Election Day	Absentee	Early Voting
Sandragrace Martinez	1	0	0	1
Jay Kleberg	0	0	0	0

DEM County Judge County Races

Vote For 1

	TOTAL	Election Day	Absentee	Early Voting
Ina Minjarez	1	0	0	1
Peter Sakai	0	0	0	0

DEM Judge, County Court at Law No. 2 County Races

Vote For 1

	TOTAL	Election Day	Absentee	Early Voting
Melissa Saenz	0	0	0	0
Maria Teresa Garcia	1	0	0	1

DEM District Clerk County Races

Vote For 1

	TOTAL	Election Day	Absentee	Early Voting
Gloria A. Martinez	1	0	0	1
Christine "Chris" Castillo	0	0	0	0

Summary Results Report
May 24, 2022 Joint Primary Runoff Election
May 24, 2022

UNOFFICIAL RESULTS

Bexar County

3005

Statistics

	TOTAL	Election Day	Absentee	Early Voting
Registered Voters - Total	3,718			
Ballots Cast - Total	391	150	67	174
Ballots Cast - Democratic Party	98	38	25	35
Voter Turnout - Total	10.52%			

DEM Lieutenant Governor

Vote For 1

	TOTAL	Election Day	Absentee	Early Voting
Michelle Beckley	53	25	6	22
Mike Collier	40	11	17	12

DEM Attorney General

Vote For 1

	TOTAL	Election Day	Absentee	Early Voting
Rochelle Mercedes Garza	74	30	17	27
Joe Jaworski	18	3	7	8

DEM Comptroller of Public Accounts

Vote For 1

	TOTAL	Election Day	Absentee	Early Voting
Angel Luis Vega	29	14	8	7
Janet T. Dudding	62	19	16	27

DEM Commissioner of the General Land Office

Vote For 1

	TOTAL	Election Day	Absentee	Early Voting
Sandragrace Martinez	58	23	12	23
Jay Kleberg	34	11	12	11

DEM County Judge County Races

Vote For 1

	TOTAL	Election Day	Absentee	Early Voting
Ina Minjarez	56	25	8	23
Peter Sakai	42	13	17	12

DEM Judge, County Court at Law No. 2 County Races

Vote For 1

	TOTAL	Election Day	Absentee	Early Voting
Melissa Saenz	56	20	14	22
Maria Teresa Garcia	33	13	9	11

DEM District Clerk County Races

Vote For 1

	TOTAL	Election Day	Absentee	Early Voting
Gloria A. Martinez	54	21	12	21
Christine "Chris" Castillo	36	11	12	13

Summary Results Report
May 24, 2022 Joint Primary Runoff Election
May 24, 2022

UNOFFICIAL RESULTS

Bexar County

3006

Statistics

	TOTAL	Election Day	Absentee	Early Voting
Registered Voters - Total	1,076			
Ballots Cast - Total	179	55	27	97
Ballots Cast - Democratic Party	98	26	18	54
Voter Turnout - Total	16.64%			

DEM United States Representative, District 21 United States Representative, District 21

Vote For 1

	TOTAL	Election Day	Absentee	Early Voting
Claudia Andreana Zapata	43	13	9	21
Ricardo Villarreal	48	11	7	30

DEM Lieutenant Governor

Vote For 1

	TOTAL	Election Day	Absentee	Early Voting
Michelle Beckley	39	12	7	20
Mike Collier	51	12	8	31

DEM Attorney General

Vote For 1

	TOTAL	Election Day	Absentee	Early Voting
Rochelle Mercedes Garza	69	20	13	36
Joe Jaworski	23	5	3	15

DEM Comptroller of Public Accounts

Vote For 1

	TOTAL	Election Day	Absentee	Early Voting
Angel Luis Vega	33	6	7	20
Janet T. Dudding	49	16	8	25

DEM Commissioner of the General Land Office

Vote For 1

	TOTAL	Election Day	Absentee	Early Voting
Sandragrace Martinez	34	10	5	19
Jay Kleberg	57	14	12	31

DEM County Judge County Races

Vote For 1

	TOTAL	Election Day	Absentee	Early Voting
Ina Minjarez	30	8	6	16
Peter Sakai	67	17	12	38

DEM Judge, County Court at Law No. 2 County Races

Vote For 1

	TOTAL	Election Day	Absentee	Early Voting
Melissa Saenz	55	13	12	30
Maria Teresa Garcia	34	11	5	18

Summary Results Report
May 24, 2022 Joint Primary Runoff Election
May 24, 2022

UNOFFICIAL RESULTS

Bexar County

3006

DEM District Clerk County Races

Vote For 1

	TOTAL	Election Day	Absentee	Early Voting
Gloria A. Martinez	38	7	10	21
Christine "Chris" Castillo	44	14	6	24

RETRIEVED FROM DEMOCRACYDOCKET.COM

Summary Results Report
May 24, 2022 Joint Primary Runoff Election
May 24, 2022

UNOFFICIAL RESULTS

Bexar County

3007

Statistics

	TOTAL	Election Day	Absentee	Early Voting
Registered Voters - Total	3,352			
Ballots Cast - Total	318	131	35	152
Ballots Cast - Democratic Party	119	46	11	62
Voter Turnout - Total	9.49%			

DEM United States Representative, District 21 United States Representative, District 21

Vote For 1

	TOTAL	Election Day	Absentee	Early Voting
Claudia Andreana Zapata	79	34	6	39
Ricardo Villarreal	35	11	5	19

DEM Lieutenant Governor

Vote For 1

	TOTAL	Election Day	Absentee	Early Voting
Michelle Beckley	57	29	6	22
Mike Collier	54	15	5	34

DEM Attorney General

Vote For 1

	TOTAL	Election Day	Absentee	Early Voting
Rochelle Mercedes Garza	80	35	6	39
Joe Jaworski	33	10	5	18

DEM Comptroller of Public Accounts

Vote For 1

	TOTAL	Election Day	Absentee	Early Voting
Angel Luis Vega	33	16	1	16
Janet T. Dudding	76	28	10	38

DEM Commissioner of the General Land Office

Vote For 1

	TOTAL	Election Day	Absentee	Early Voting
Sandragrace Martinez	62	29	6	27
Jay Kleberg	49	15	5	29

DEM County Judge County Races

Vote For 1

	TOTAL	Election Day	Absentee	Early Voting
Ina Minjarez	57	29	2	26
Peter Sakai	58	15	9	34

DEM Judge, County Court at Law No. 2 County Races

Vote For 1

	TOTAL	Election Day	Absentee	Early Voting
Melissa Saenz	67	28	8	31
Maria Teresa Garcia	43	15	3	25

Summary Results Report
May 24, 2022 Joint Primary Runoff Election
May 24, 2022

UNOFFICIAL RESULTS

Bexar County

3007

DEM District Clerk County Races

Vote For 1

	TOTAL	Election Day	Absentee	Early Voting
Gloria A. Martinez	58	23	9	26
Christine "Chris" Castillo	53	22	1	30

RETRIEVED FROM DEMOCRACYDOCKET.COM

Summary Results Report
May 24, 2022 Joint Primary Runoff Election
May 24, 2022

UNOFFICIAL RESULTS

Bexar County

3008

Statistics

	TOTAL	Election Day	Absentee	Early Voting
Registered Voters - Total	100			
Ballots Cast - Total	11	1	2	8
Ballots Cast - Democratic Party	3	0	0	3
Voter Turnout - Total	11.00%			

DEM Lieutenant Governor

Vote For 1

	TOTAL	Election Day	Absentee	Early Voting
Michelle Beckley	0	0	0	0
Mike Collier	3	0	0	3

DEM Attorney General

Vote For 1

	TOTAL	Election Day	Absentee	Early Voting
Rochelle Mercedes Garza	0	0	0	0
Joe Jaworski	3	0	0	3

DEM Comptroller of Public Accounts

Vote For 1

	TOTAL	Election Day	Absentee	Early Voting
Angel Luis Vega	2	0	0	2
Janet T. Dudding	0	0	0	0

DEM Commissioner of the General Land Office

Vote For 1

	TOTAL	Election Day	Absentee	Early Voting
Sandragrace Martinez	0	0	0	0
Jay Kleberg	2	0	0	2

DEM Member, State Board of Education, District 1 State Board of Education, District 1

Vote For 1

	TOTAL	Election Day	Absentee	Early Voting
Melissa N. Ortega	2	0	0	2
Laura Marquez	0	0	0	0

DEM County Judge County Races

Vote For 1

	TOTAL	Election Day	Absentee	Early Voting
Ina Minjarez	1	0	0	1
Peter Sakai	2	0	0	2

DEM Judge, County Court at Law No. 2 County Races

Vote For 1

	TOTAL	Election Day	Absentee	Early Voting
Melissa Saenz	1	0	0	1
Maria Teresa Garcia	1	0	0	1

Summary Results Report
May 24, 2022 Joint Primary Runoff Election
May 24, 2022

UNOFFICIAL RESULTS

Bexar County

3008

DEM District Clerk County Races

Vote For 1

	TOTAL	Election Day	Absentee	Early Voting
Gloria A. Martinez	0	0	0	0
Christine "Chris" Castillo	2	0	0	2

RETRIEVED FROM DEMOCRACYDOCKET.COM

Summary Results Report
May 24, 2022 Joint Primary Runoff Election
May 24, 2022

UNOFFICIAL RESULTS

Bexar County

3009

Statistics

	TOTAL	Election Day	Absentee	Early Voting
Registered Voters - Total	17			
Ballots Cast - Total	6	6	0	0
Ballots Cast - Democratic Party	0	0	0	0
Voter Turnout - Total	35.29%			

DEM Lieutenant Governor

Vote For 1

	TOTAL	Election Day	Absentee	Early Voting
Michelle Beckley	0	0	0	0
Mike Collier	0	0	0	0

DEM Attorney General

Vote For 1

	TOTAL	Election Day	Absentee	Early Voting
Rochelle Mercedes Garza	0	0	0	0
Joe Jaworski	0	0	0	0

DEM Comptroller of Public Accounts

Vote For 1

	TOTAL	Election Day	Absentee	Early Voting
Angel Luis Vega	0	0	0	0
Janet T. Dudding	0	0	0	0

DEM Commissioner of the General Land Office

Vote For 1

	TOTAL	Election Day	Absentee	Early Voting
Sandragrace Martinez	0	0	0	0
Jay Kleberg	0	0	0	0

DEM Member, State Board of Education, District 1 State Board of Education, District 1

Vote For 1

	TOTAL	Election Day	Absentee	Early Voting
Melissa N. Ortega	0	0	0	0
Laura Marquez	0	0	0	0

DEM County Judge County Races

Vote For 1

	TOTAL	Election Day	Absentee	Early Voting
Ina Minjarez	0	0	0	0
Peter Sakai	0	0	0	0

DEM Judge, County Court at Law No. 2 County Races

Vote For 1

	TOTAL	Election Day	Absentee	Early Voting
Melissa Saenz	0	0	0	0
Maria Teresa Garcia	0	0	0	0

Summary Results Report
May 24, 2022 Joint Primary Runoff Election
May 24, 2022

UNOFFICIAL RESULTS

Bexar County

3009

DEM District Clerk County Races

Vote For 1

	TOTAL	Election Day	Absentee	Early Voting
Gloria A. Martinez	0	0	0	0
Christine "Chris" Castillo	0	0	0	0

RETRIEVED FROM DEMOCRACYDOCKET.COM

Summary Results Report
May 24, 2022 Joint Primary Runoff Election
May 24, 2022

UNOFFICIAL RESULTS

Bexar County

3010

Statistics

	TOTAL	Election Day	Absentee	Early Voting
Registered Voters - Total	695			
Ballots Cast - Total	22	11	5	6
Ballots Cast - Democratic Party	16	7	4	5
Voter Turnout - Total	3.17%			

DEM Lieutenant Governor

Vote For 1

	TOTAL	Election Day	Absentee	Early Voting
Michelle Beckley	12	5	3	4
Mike Collier	4	2	1	1

DEM Attorney General

Vote For 1

	TOTAL	Election Day	Absentee	Early Voting
Rochelle Mercedes Garza	13	7	1	5
Joe Jaworski	2	0	2	0

DEM Comptroller of Public Accounts

Vote For 1

	TOTAL	Election Day	Absentee	Early Voting
Angel Luis Vega	6	3	1	2
Janet T. Dudding	9	4	2	3

DEM Commissioner of the General Land Office

Vote For 1

	TOTAL	Election Day	Absentee	Early Voting
Sandragrace Martinez	7	4	1	2
Jay Kleberg	8	3	2	3

DEM Member, State Board of Education, District 1 State Board of Education, District 1

Vote For 1

	TOTAL	Election Day	Absentee	Early Voting
Melissa N. Ortega	8	5	2	1
Laura Marquez	7	2	1	4

DEM County Judge County Races

Vote For 1

	TOTAL	Election Day	Absentee	Early Voting
Ina Minjarez	12	6	1	5
Peter Sakai	4	1	3	0

DEM Judge, County Court at Law No. 2 County Races

Vote For 1

	TOTAL	Election Day	Absentee	Early Voting
Melissa Saenz	11	3	3	5
Maria Teresa Garcia	4	4	0	0

Summary Results Report
May 24, 2022 Joint Primary Runoff Election
May 24, 2022

UNOFFICIAL RESULTS

Bexar County

3010

DEM District Clerk County Races

Vote For 1

	TOTAL	Election Day	Absentee	Early Voting
Gloria A. Martinez	9	5	3	1
Christine "Chris" Castillo	6	2	0	4

RETRIEVED FROM DEMOCRACYDOCKET.COM

Summary Results Report
May 24, 2022 Joint Primary Runoff Election
May 24, 2022

UNOFFICIAL RESULTS

Bexar County

3011

Statistics

	TOTAL	Election Day	Absentee	Early Voting
Registered Voters - Total	973			
Ballots Cast - Total	222	70	34	118
Ballots Cast - Democratic Party	123	37	18	68
Voter Turnout - Total	22.82%			

DEM United States Representative, District 21 United States Representative, District 21

Vote For 1

	TOTAL	Election Day	Absentee	Early Voting
Claudia Andreana Zapata	62	18	5	39
Ricardo Villarreal	50	16	12	22

DEM Lieutenant Governor

Vote For 1

	TOTAL	Election Day	Absentee	Early Voting
Michelle Beckley	45	17	1	27
Mike Collier	74	19	17	38

DEM Attorney General

Vote For 1

	TOTAL	Election Day	Absentee	Early Voting
Rochelle Mercedes Garza	83	29	8	46
Joe Jaworski	33	7	10	16

DEM Comptroller of Public Accounts

Vote For 1

	TOTAL	Election Day	Absentee	Early Voting
Angel Luis Vega	39	13	2	24
Janet T. Dudding	72	21	16	35

DEM Commissioner of the General Land Office

Vote For 1

	TOTAL	Election Day	Absentee	Early Voting
Sandragrace Martinez	52	17	2	33
Jay Kleberg	62	18	16	28

DEM Member, State Board of Education, District 1 State Board of Education, District 1

Vote For 1

	TOTAL	Election Day	Absentee	Early Voting
Melissa N. Ortega	67	21	12	34
Laura Marquez	37	11	5	21

DEM County Judge County Races

Vote For 1

	TOTAL	Election Day	Absentee	Early Voting
Ina Minjarez	25	7	2	16
Peter Sakai	98	30	16	52

Summary Results Report
May 24, 2022 Joint Primary Runoff Election
May 24, 2022

UNOFFICIAL RESULTS

Bexar County

3011

DEM Judge, County Court at Law No. 2 County Races

Vote For 1

	TOTAL	Election Day	Absentee	Early Voting
Melissa Saenz	74	17	13	44
Maria Teresa Garcia	37	18	5	14

DEM District Clerk County Races

Vote For 1

	TOTAL	Election Day	Absentee	Early Voting
Gloria A. Martinez	50	17	12	21
Christine "Chris" Castillo	58	17	6	35

RETRIEVED FROM DEMOCRACYDOCKET.COM

Summary Results Report
May 24, 2022 Joint Primary Runoff Election
May 24, 2022

UNOFFICIAL RESULTS

Bexar County

3012

Statistics

	TOTAL	Election Day	Absentee	Early Voting
Registered Voters - Total	1,456			
Ballots Cast - Total	189	85	24	80
Ballots Cast - Democratic Party	34	18	3	13
Voter Turnout - Total	12.98%			

DEM Lieutenant Governor

Vote For 1

	TOTAL	Election Day	Absentee	Early Voting
Michelle Beckley	15	8	0	7
Mike Collier	16	7	3	6

DEM Attorney General

Vote For 1

	TOTAL	Election Day	Absentee	Early Voting
Rochelle Mercedes Garza	25	11	3	11
Joe Jaworski	6	5	0	1

DEM Comptroller of Public Accounts

Vote For 1

	TOTAL	Election Day	Absentee	Early Voting
Angel Luis Vega	14	7	0	7
Janet T. Dudding	15	7	3	5

DEM Commissioner of the General Land Office

Vote For 1

	TOTAL	Election Day	Absentee	Early Voting
Sandragrace Martinez	13	7	1	5
Jay Kleberg	18	9	2	7

DEM Member, State Board of Education, District 1 State Board of Education, District 1

Vote For 1

	TOTAL	Election Day	Absentee	Early Voting
Melissa N. Ortega	22	7	3	12
Laura Marquez	7	6	0	1

DEM County Judge County Races

Vote For 1

	TOTAL	Election Day	Absentee	Early Voting
Ina Minjarez	16	5	2	9
Peter Sakai	17	12	1	4

DEM Judge, County Court at Law No. 2 County Races

Vote For 1

	TOTAL	Election Day	Absentee	Early Voting
Melissa Saenz	13	7	2	4
Maria Teresa Garcia	13	6	1	6

Summary Results Report
May 24, 2022 Joint Primary Runoff Election
May 24, 2022

UNOFFICIAL RESULTS

Bexar County

3012

DEM District Clerk County Races

Vote For 1

	TOTAL	Election Day	Absentee	Early Voting
Gloria A. Martinez	18	9	1	8
Christine "Chris" Castillo	11	7	1	3

RETRIEVED FROM DEMOCRACYDOCKET.COM

Summary Results Report
May 24, 2022 Joint Primary Runoff Election
May 24, 2022

UNOFFICIAL RESULTS

Bexar County

3013

Statistics

	TOTAL	Election Day	Absentee	Early Voting
Registered Voters - Total	1,892			
Ballots Cast - Total	240	102	42	96
Ballots Cast - Democratic Party	145	66	30	49
Voter Turnout - Total	12.68%			

DEM United States Representative, District 21 United States Representative, District 21

Vote For 1

	TOTAL	Election Day	Absentee	Early Voting
Claudia Andreana Zapata	86	47	11	28
Ricardo Villarreal	51	16	17	18

DEM Lieutenant Governor

Vote For 1

	TOTAL	Election Day	Absentee	Early Voting
Michelle Beckley	58	32	8	18
Mike Collier	81	31	21	29

DEM Attorney General

Vote For 1

	TOTAL	Election Day	Absentee	Early Voting
Rochelle Mercedes Garza	99	45	21	33
Joe Jaworski	39	17	8	14

DEM Comptroller of Public Accounts

Vote For 1

	TOTAL	Election Day	Absentee	Early Voting
Angel Luis Vega	64	38	10	16
Janet T. Dudding	71	24	18	29

DEM Commissioner of the General Land Office

Vote For 1

	TOTAL	Election Day	Absentee	Early Voting
Sandragrace Martinez	74	42	8	24
Jay Kleberg	62	20	20	22

DEM Member, State Board of Education, District 1 State Board of Education, District 1

Vote For 1

	TOTAL	Election Day	Absentee	Early Voting
Melissa N. Ortega	87	35	19	33
Laura Marquez	46	25	9	12

DEM County Judge County Races

Vote For 1

	TOTAL	Election Day	Absentee	Early Voting
Ina Minjarez	57	28	13	16
Peter Sakai	87	37	17	33

Summary Results Report
May 24, 2022 Joint Primary Runoff Election
May 24, 2022

UNOFFICIAL RESULTS

Bexar County

3013

DEM Judge, County Court at Law No. 2 County Races

Vote For 1

	TOTAL	Election Day	Absentee	Early Voting
Melissa Saenz	84	42	19	23
Maria Teresa Garcia	47	19	8	20

DEM District Clerk County Races

Vote For 1

	TOTAL	Election Day	Absentee	Early Voting
Gloria A. Martinez	72	35	11	26
Christine "Chris" Castillo	63	27	17	19

RETRIEVED FROM DEMOCRACYDOCKET.COM

Summary Results Report
May 24, 2022 Joint Primary Runoff Election
May 24, 2022

UNOFFICIAL RESULTS

Bexar County

3014

Statistics

	TOTAL	Election Day	Absentee	Early Voting
Registered Voters - Total	555			
Ballots Cast - Total	59	24	13	22
Ballots Cast - Democratic Party	29	8	7	14
Voter Turnout - Total	10.63%			

DEM United States Representative, District 21 United States Representative, District 21

Vote For 1

	TOTAL	Election Day	Absentee	Early Voting
Claudia Andreana Zapata	16	4	1	11
Ricardo Villarreal	13	4	6	3

DEM Lieutenant Governor

Vote For 1

	TOTAL	Election Day	Absentee	Early Voting
Michelle Beckley	10	2	1	7
Mike Collier	19	6	6	7

DEM Attorney General

Vote For 1

	TOTAL	Election Day	Absentee	Early Voting
Rochelle Mercedes Garza	17	3	5	9
Joe Jaworski	12	5	2	5

DEM Comptroller of Public Accounts

Vote For 1

	TOTAL	Election Day	Absentee	Early Voting
Angel Luis Vega	10	2	1	7
Janet T. Dudding	18	6	6	6

DEM Commissioner of the General Land Office

Vote For 1

	TOTAL	Election Day	Absentee	Early Voting
Sandragrace Martinez	12	4	0	8
Jay Kleberg	16	4	7	5

DEM County Judge County Races

Vote For 1

	TOTAL	Election Day	Absentee	Early Voting
Ina Minjarez	8	2	0	6
Peter Sakai	21	6	7	8

DEM Judge, County Court at Law No. 2 County Races

Vote For 1

	TOTAL	Election Day	Absentee	Early Voting
Melissa Saenz	18	5	6	7
Maria Teresa Garcia	11	3	1	7

Summary Results Report
May 24, 2022 Joint Primary Runoff Election
May 24, 2022

UNOFFICIAL RESULTS

Bexar County

3014

DEM District Clerk County Races

Vote For 1

	TOTAL	Election Day	Absentee	Early Voting
Gloria A. Martinez	10	3	4	3
Christine "Chris" Castillo	19	5	3	11

RETRIEVED FROM DEMOCRACYDOCKET.COM

Summary Results Report
May 24, 2022 Joint Primary Runoff Election
May 24, 2022

UNOFFICIAL RESULTS

Bexar County

3015

Statistics

	TOTAL	Election Day	Absentee	Early Voting
Registered Voters - Total	1,709			
Ballots Cast - Total	206	65	36	105
Ballots Cast - Democratic Party	123	30	29	64
Voter Turnout - Total	12.05%			

DEM United States Representative, District 21 United States Representative, District 21

Vote For 1

	TOTAL	Election Day	Absentee	Early Voting
Claudia Andreana Zapata	72	18	17	37
Ricardo Villarreal	47	11	12	24

DEM Lieutenant Governor

Vote For 1

	TOTAL	Election Day	Absentee	Early Voting
Michelle Beckley	53	15	9	29
Mike Collier	62	13	20	29

DEM Attorney General

Vote For 1

	TOTAL	Election Day	Absentee	Early Voting
Rochelle Mercedes Garza	85	24	19	42
Joe Jaworski	31	4	10	17

DEM Comptroller of Public Accounts

Vote For 1

	TOTAL	Election Day	Absentee	Early Voting
Angel Luis Vega	58	18	7	33
Janet T. Dudding	52	6	21	25

DEM Commissioner of the General Land Office

Vote For 1

	TOTAL	Election Day	Absentee	Early Voting
Sandragrace Martinez	70	18	12	40
Jay Kleberg	45	8	17	20

DEM County Judge County Races

Vote For 1

	TOTAL	Election Day	Absentee	Early Voting
Ina Minjarez	46	14	5	27
Peter Sakai	73	14	24	35

DEM Judge, County Court at Law No. 2 County Races

Vote For 1

	TOTAL	Election Day	Absentee	Early Voting
Melissa Saenz	57	12	18	27
Maria Teresa Garcia	54	12	10	32

Summary Results Report
May 24, 2022 Joint Primary Runoff Election
May 24, 2022

UNOFFICIAL RESULTS

Bexar County

3015

DEM District Clerk County Races

Vote For 1

	TOTAL	Election Day	Absentee	Early Voting
Gloria A. Martinez	55	11	17	27
Christine "Chris" Castillo	60	15	12	33

RETRIEVED FROM DEMOCRACYDOCKET.COM

Summary Results Report
May 24, 2022 Joint Primary Runoff Election
May 24, 2022

UNOFFICIAL RESULTS

Bexar County

3016

Statistics

	TOTAL	Election Day	Absentee	Early Voting
Registered Voters - Total	0			
Ballots Cast - Total	0	0	0	0
Ballots Cast - Democratic Party	0	0	0	0
Voter Turnout - Total	0.00%			

DEM United States Representative, District 21 United States Representative, District 21

Vote For 1

	TOTAL	Election Day	Absentee	Early Voting
Claudia Andreana Zapata	0	0	0	0
Ricardo Villarreal	0	0	0	0

DEM Lieutenant Governor

Vote For 1

	TOTAL	Election Day	Absentee	Early Voting
Michelle Beckley	0	0	0	0
Mike Collier	0	0	0	0

DEM Attorney General

Vote For 1

	TOTAL	Election Day	Absentee	Early Voting
Rochelle Mercedes Garza	0	0	0	0
Joe Jaworski	0	0	0	0

DEM Comptroller of Public Accounts

Vote For 1

	TOTAL	Election Day	Absentee	Early Voting
Angel Luis Vega	0	0	0	0
Janet T. Dudding	0	0	0	0

DEM Commissioner of the General Land Office

Vote For 1

	TOTAL	Election Day	Absentee	Early Voting
Sandragrace Martinez	0	0	0	0
Jay Kleberg	0	0	0	0

DEM County Judge County Races

Vote For 1

	TOTAL	Election Day	Absentee	Early Voting
Ina Minjarez	0	0	0	0
Peter Sakai	0	0	0	0

DEM Judge, County Court at Law No. 2 County Races

Vote For 1

	TOTAL	Election Day	Absentee	Early Voting
Melissa Saenz	0	0	0	0
Maria Teresa Garcia	0	0	0	0

Summary Results Report
May 24, 2022 Joint Primary Runoff Election
May 24, 2022

UNOFFICIAL RESULTS

Bexar County

3016

DEM District Clerk County Races

Vote For 1

	TOTAL	Election Day	Absentee	Early Voting
Gloria A. Martinez	0	0	0	0
Christine "Chris" Castillo	0	0	0	0

RETRIEVED FROM DEMOCRACYDOCKET.COM

Summary Results Report
May 24, 2022 Joint Primary Runoff Election
May 24, 2022

UNOFFICIAL RESULTS

Bexar County

3017

Statistics

	TOTAL	Election Day	Absentee	Early Voting
Registered Voters - Total	2,884			
Ballots Cast - Total	462	156	52	254
Ballots Cast - Democratic Party	85	36	18	31
Voter Turnout - Total	16.02%			

DEM Lieutenant Governor

Vote For 1

	TOTAL	Election Day	Absentee	Early Voting
Michelle Beckley	34	17	4	13
Mike Collier	43	17	13	13

DEM Attorney General

Vote For 1

	TOTAL	Election Day	Absentee	Early Voting
Rochelle Mercedes Garza	50	21	13	16
Joe Jaworski	29	13	4	12

DEM Comptroller of Public Accounts

Vote For 1

	TOTAL	Election Day	Absentee	Early Voting
Angel Luis Vega	28	14	2	12
Janet T. Dudding	47	18	15	14

DEM Commissioner of the General Land Office

Vote For 1

	TOTAL	Election Day	Absentee	Early Voting
Sandragrace Martinez	27	14	0	13
Jay Kleberg	50	20	17	13

DEM Member, State Board of Education, District 1 State Board of Education, District 1

Vote For 1

	TOTAL	Election Day	Absentee	Early Voting
Melissa N. Ortega	52	22	13	17
Laura Marquez	22	10	4	8

DEM County Judge County Races

Vote For 1

	TOTAL	Election Day	Absentee	Early Voting
Ina Minjarez	37	15	7	15
Peter Sakai	42	19	10	13

DEM Judge, County Court at Law No. 2 County Races

Vote For 1

	TOTAL	Election Day	Absentee	Early Voting
Melissa Saenz	46	21	10	15
Maria Teresa Garcia	23	11	5	7

Summary Results Report
May 24, 2022 Joint Primary Runoff Election
May 24, 2022

UNOFFICIAL RESULTS

Bexar County

3017

DEM District Clerk County Races

Vote For 1

	TOTAL	Election Day	Absentee	Early Voting
Gloria A. Martinez	42	22	6	14
Christine "Chris" Castillo	29	9	9	11

RETRIEVED FROM DEMOCRACYDOCKET.COM

Summary Results Report
May 24, 2022 Joint Primary Runoff Election
May 24, 2022

UNOFFICIAL RESULTS

Bexar County

3018

Statistics

	TOTAL	Election Day	Absentee	Early Voting
Registered Voters - Total	1,786			
Ballots Cast - Total	416	218	55	143
Ballots Cast - Democratic Party	193	85	30	78
Voter Turnout - Total	23.29%			

DEM United States Representative, District 21 United States Representative, District 21

Vote For 1

	TOTAL	Election Day	Absentee	Early Voting
Claudia Andreana Zapata	99	44	14	41
Ricardo Villarreal	68	28	11	29

DEM Lieutenant Governor

Vote For 1

	TOTAL	Election Day	Absentee	Early Voting
Michelle Beckley	54	25	6	23
Mike Collier	124	54	22	48

DEM Attorney General

Vote For 1

	TOTAL	Election Day	Absentee	Early Voting
Rochelle Mercedes Garza	121	56	17	48
Joe Jaworski	54	22	9	23

DEM Comptroller of Public Accounts

Vote For 1

	TOTAL	Election Day	Absentee	Early Voting
Angel Luis Vega	33	18	2	13
Janet T. Dudding	123	50	22	51

DEM Commissioner of the General Land Office

Vote For 1

	TOTAL	Election Day	Absentee	Early Voting
Sandragrace Martinez	37	19	3	15
Jay Kleberg	147	62	25	60

DEM County Judge County Races

Vote For 1

	TOTAL	Election Day	Absentee	Early Voting
Ina Minjarez	47	26	6	15
Peter Sakai	136	54	24	58

DEM Judge, County Court at Law No. 2 County Races

Vote For 1

	TOTAL	Election Day	Absentee	Early Voting
Melissa Saenz	117	48	21	48
Maria Teresa Garcia	42	17	4	21

Summary Results Report
May 24, 2022 Joint Primary Runoff Election
May 24, 2022

UNOFFICIAL RESULTS

Bexar County

3018

DEM District Clerk County Races

Vote For 1

	TOTAL	Election Day	Absentee	Early Voting
Gloria A. Martinez	67	33	8	26
Christine "Chris" Castillo	96	34	18	44

RETRIEVED FROM DEMOCRACYDOCKET.COM

Summary Results Report
May 24, 2022 Joint Primary Runoff Election
May 24, 2022

UNOFFICIAL RESULTS

Bexar County

3019

Statistics

	TOTAL	Election Day	Absentee	Early Voting
Registered Voters - Total	292			
Ballots Cast - Total	8	7	0	1
Ballots Cast - Democratic Party	5	4	0	1
Voter Turnout - Total	2.74%			

DEM United States Representative, District 21 United States Representative, District 21

Vote For 1

	TOTAL	Election Day	Absentee	Early Voting
Claudia Andreana Zapata	3	3	0	0
Ricardo Villarreal	2	1	0	1

DEM Lieutenant Governor

Vote For 1

	TOTAL	Election Day	Absentee	Early Voting
Michelle Beckley	3	3	0	0
Mike Collier	2	1	0	1

DEM Attorney General

Vote For 1

	TOTAL	Election Day	Absentee	Early Voting
Rochelle Mercedes Garza	3	2	0	1
Joe Jaworski	1	1	0	0

DEM Comptroller of Public Accounts

Vote For 1

	TOTAL	Election Day	Absentee	Early Voting
Angel Luis Vega	3	2	0	1
Janet T. Dudding	1	1	0	0

DEM Commissioner of the General Land Office

Vote For 1

	TOTAL	Election Day	Absentee	Early Voting
Sandragrace Martinez	3	3	0	0
Jay Kleberg	1	0	0	1

DEM County Judge County Races

Vote For 1

	TOTAL	Election Day	Absentee	Early Voting
Ina Minjarez	2	2	0	0
Peter Sakai	3	2	0	1

DEM Judge, County Court at Law No. 2 County Races

Vote For 1

	TOTAL	Election Day	Absentee	Early Voting
Melissa Saenz	3	2	0	1
Maria Teresa Garcia	1	1	0	0

Summary Results Report
May 24, 2022 Joint Primary Runoff Election
May 24, 2022

UNOFFICIAL RESULTS

Bexar County

3019

DEM District Clerk County Races

Vote For 1

	TOTAL	Election Day	Absentee	Early Voting
Gloria A. Martinez	2	1	0	1
Christine "Chris" Castillo	2	2	0	0

RETRIEVED FROM DEMOCRACYDOCKET.COM

Summary Results Report
May 24, 2022 Joint Primary Runoff Election
May 24, 2022

UNOFFICIAL RESULTS

Bexar County

3020

Statistics

	TOTAL	Election Day	Absentee	Early Voting
Registered Voters - Total	2,613			
Ballots Cast - Total	439	160	106	173
Ballots Cast - Democratic Party	243	88	65	90
Voter Turnout - Total	16.80%			

DEM United States Representative, District 21 United States Representative, District 21

Vote For 1

	TOTAL	Election Day	Absentee	Early Voting
Claudia Andreana Zapata	122	47	29	46
Ricardo Villarreal	100	31	32	37

DEM Lieutenant Governor

Vote For 1

	TOTAL	Election Day	Absentee	Early Voting
Michelle Beckley	51	22	9	20
Mike Collier	179	60	53	66

DEM Attorney General

Vote For 1

	TOTAL	Election Day	Absentee	Early Voting
Rochelle Mercedes Garza	151	52	42	57
Joe Jaworski	83	31	21	31

DEM Comptroller of Public Accounts

Vote For 1

	TOTAL	Election Day	Absentee	Early Voting
Angel Luis Vega	34	9	8	17
Janet T. Dudding	184	66	53	65

DEM Commissioner of the General Land Office

Vote For 1

	TOTAL	Election Day	Absentee	Early Voting
Sandragrace Martinez	53	20	15	18
Jay Kleberg	177	62	48	67

DEM County Judge County Races

Vote For 1

	TOTAL	Election Day	Absentee	Early Voting
Ina Minjarez	71	30	15	26
Peter Sakai	169	57	49	63

DEM Judge, County Court at Law No. 2 County Races

Vote For 1

	TOTAL	Election Day	Absentee	Early Voting
Melissa Saenz	145	52	42	51
Maria Teresa Garcia	64	21	15	28

Summary Results Report
May 24, 2022 Joint Primary Runoff Election
May 24, 2022

UNOFFICIAL RESULTS

Bexar County

3020

DEM District Clerk County Races

Vote For 1

	TOTAL	Election Day	Absentee	Early Voting
Gloria A. Martinez	74	24	26	24
Christine "Chris" Castillo	138	45	31	62

RETRIEVED FROM DEMOCRACYDOCKET.COM

Summary Results Report
May 24, 2022 Joint Primary Runoff Election
May 24, 2022

UNOFFICIAL RESULTS

Bexar County

3021

Statistics

	TOTAL	Election Day	Absentee	Early Voting
Registered Voters - Total	2,373			
Ballots Cast - Total	468	231	57	180
Ballots Cast - Democratic Party	94	40	11	43
Voter Turnout - Total	19.72%			

DEM United States Representative, District 21 United States Representative, District 21

Vote For 1

	TOTAL	Election Day	Absentee	Early Voting
Claudia Andreana Zapata	56	25	7	24
Ricardo Villarreal	30	9	3	18

DEM Lieutenant Governor

Vote For 1

	TOTAL	Election Day	Absentee	Early Voting
Michelle Beckley	18	9	5	4
Mike Collier	71	28	5	38

DEM Attorney General

Vote For 1

	TOTAL	Election Day	Absentee	Early Voting
Rochelle Mercedes Garza	51	21	5	25
Joe Jaworski	37	15	5	17

DEM Comptroller of Public Accounts

Vote For 1

	TOTAL	Election Day	Absentee	Early Voting
Angel Luis Vega	8	2	2	4
Janet T. Dudding	71	30	8	33

DEM Commissioner of the General Land Office

Vote For 1

	TOTAL	Election Day	Absentee	Early Voting
Sandragrace Martinez	9	3	3	3
Jay Kleberg	82	35	7	40

DEM County Judge County Races

Vote For 1

	TOTAL	Election Day	Absentee	Early Voting
Ina Minjarez	29	13	3	13
Peter Sakai	62	25	8	29

DEM Judge, County Court at Law No. 2 County Races

Vote For 1

	TOTAL	Election Day	Absentee	Early Voting
Melissa Saenz	67	25	9	33
Maria Teresa Garcia	15	8	1	6

Summary Results Report
May 24, 2022 Joint Primary Runoff Election
May 24, 2022

UNOFFICIAL RESULTS

Bexar County

3021

DEM District Clerk County Races

Vote For 1

	TOTAL	Election Day	Absentee	Early Voting
Gloria A. Martinez	26	14	4	8
Christine "Chris" Castillo	57	20	6	31

RETRIEVED FROM DEMOCRACYDOCKET.COM

Summary Results Report
May 24, 2022 Joint Primary Runoff Election
May 24, 2022

UNOFFICIAL RESULTS

Bexar County

3022

Statistics

	TOTAL	Election Day	Absentee	Early Voting
Registered Voters - Total	1,611			
Ballots Cast - Total	299	130	63	106
Ballots Cast - Democratic Party	154	60	37	57
Voter Turnout - Total	18.56%			

DEM United States Representative, District 21 United States Representative, District 21

Vote For 1

	TOTAL	Election Day	Absentee	Early Voting
Claudia Andreana Zapata	113	42	28	43
Ricardo Villarreal	34	14	7	13

DEM Lieutenant Governor

Vote For 1

	TOTAL	Election Day	Absentee	Early Voting
Michelle Beckley	35	14	9	12
Mike Collier	112	43	26	43

DEM Attorney General

Vote For 1

	TOTAL	Election Day	Absentee	Early Voting
Rochelle Mercedes Garza	119	48	27	44
Joe Jaworski	28	9	8	11

DEM Comptroller of Public Accounts

Vote For 1

	TOTAL	Election Day	Absentee	Early Voting
Angel Luis Vega	24	16	3	5
Janet T. Dudding	119	38	31	50

DEM Commissioner of the General Land Office

Vote For 1

	TOTAL	Election Day	Absentee	Early Voting
Sandragrace Martinez	25	11	3	11
Jay Kleberg	119	45	31	43

DEM County Judge County Races

Vote For 1

	TOTAL	Election Day	Absentee	Early Voting
Ina Minjarez	64	24	16	24
Peter Sakai	88	34	21	33

DEM Judge, County Court at Law No. 2 County Races

Vote For 1

	TOTAL	Election Day	Absentee	Early Voting
Melissa Saenz	117	42	30	45
Maria Teresa Garcia	24	11	4	9

Summary Results Report
May 24, 2022 Joint Primary Runoff Election
May 24, 2022

UNOFFICIAL RESULTS

Bexar County

3022

DEM District Clerk County Races

Vote For 1

	TOTAL	Election Day	Absentee	Early Voting
Gloria A. Martinez	30	11	10	9
Christine "Chris" Castillo	112	43	24	45

RETRIEVED FROM DEMOCRACYDOCKET.COM

Summary Results Report
May 24, 2022 Joint Primary Runoff Election
May 24, 2022

UNOFFICIAL RESULTS

Bexar County

3023

Statistics

	TOTAL	Election Day	Absentee	Early Voting
Registered Voters - Total	78			
Ballots Cast - Total	15	6	5	4
Ballots Cast - Democratic Party	7	0	4	3
Voter Turnout - Total	19.23%			

DEM United States Representative, District 21 United States Representative, District 21

Vote For 1

	TOTAL	Election Day	Absentee	Early Voting
Claudia Andreana Zapata	5	0	3	2
Ricardo Villarreal	2	0	1	1

DEM Lieutenant Governor

Vote For 1

	TOTAL	Election Day	Absentee	Early Voting
Michelle Beckley	4	0	2	2
Mike Collier	3	0	2	1

DEM Attorney General

Vote For 1

	TOTAL	Election Day	Absentee	Early Voting
Rochelle Mercedes Garza	4	0	3	1
Joe Jaworski	3	0	1	2

DEM Comptroller of Public Accounts

Vote For 1

	TOTAL	Election Day	Absentee	Early Voting
Angel Luis Vega	3	0	2	1
Janet T. Dudding	4	0	2	2

DEM Commissioner of the General Land Office

Vote For 1

	TOTAL	Election Day	Absentee	Early Voting
Sandragrace Martinez	3	0	2	1
Jay Kleberg	4	0	2	2

DEM County Judge County Races

Vote For 1

	TOTAL	Election Day	Absentee	Early Voting
Ina Minjarez	3	0	2	1
Peter Sakai	4	0	2	2

DEM Judge, County Court at Law No. 2 County Races

Vote For 1

	TOTAL	Election Day	Absentee	Early Voting
Melissa Saenz	5	0	3	2
Maria Teresa Garcia	2	0	1	1

Summary Results Report
May 24, 2022 Joint Primary Runoff Election
May 24, 2022

UNOFFICIAL RESULTS

Bexar County

3023

DEM District Clerk County Races

Vote For 1

	TOTAL	Election Day	Absentee	Early Voting
Gloria A. Martinez	3	0	1	2
Christine "Chris" Castillo	4	0	3	1

RETRIEVED FROM DEMOCRACYDOCKET.COM

Summary Results Report
May 24, 2022 Joint Primary Runoff Election
May 24, 2022

UNOFFICIAL RESULTS

Bexar County

3024

Statistics

	TOTAL	Election Day	Absentee	Early Voting
Registered Voters - Total	0			
Ballots Cast - Total	0	0	0	0
Ballots Cast - Democratic Party	0	0	0	0
Voter Turnout - Total	0.00%			

DEM United States Representative, District 21 United States Representative, District 21

Vote For 1

	TOTAL	Election Day	Absentee	Early Voting
Claudia Andreana Zapata	0	0	0	0
Ricardo Villarreal	0	0	0	0

DEM Lieutenant Governor

Vote For 1

	TOTAL	Election Day	Absentee	Early Voting
Michelle Beckley	0	0	0	0
Mike Collier	0	0	0	0

DEM Attorney General

Vote For 1

	TOTAL	Election Day	Absentee	Early Voting
Rochelle Mercedes Garza	0	0	0	0
Joe Jaworski	0	0	0	0

DEM Comptroller of Public Accounts

Vote For 1

	TOTAL	Election Day	Absentee	Early Voting
Angel Luis Vega	0	0	0	0
Janet T. Dudding	0	0	0	0

DEM Commissioner of the General Land Office

Vote For 1

	TOTAL	Election Day	Absentee	Early Voting
Sandragrace Martinez	0	0	0	0
Jay Kleberg	0	0	0	0

DEM Member, State Board of Education, District 1 State Board of Education, District 1

Vote For 1

	TOTAL	Election Day	Absentee	Early Voting
Melissa N. Ortega	0	0	0	0
Laura Marquez	0	0	0	0

DEM County Judge County Races

Vote For 1

	TOTAL	Election Day	Absentee	Early Voting
Ina Minjarez	0	0	0	0
Peter Sakai	0	0	0	0

Summary Results Report
May 24, 2022 Joint Primary Runoff Election
May 24, 2022

UNOFFICIAL RESULTS

Bexar County

3024

DEM Judge, County Court at Law No. 2 County Races

Vote For 1

	TOTAL	Election Day	Absentee	Early Voting
Melissa Saenz	0	0	0	0
Maria Teresa Garcia	0	0	0	0

DEM District Clerk County Races

Vote For 1

	TOTAL	Election Day	Absentee	Early Voting
Gloria A. Martinez	0	0	0	0
Christine "Chris" Castillo	0	0	0	0

RETRIEVED FROM DEMOCRACYDOCKET.COM

Summary Results Report
May 24, 2022 Joint Primary Runoff Election
May 24, 2022

UNOFFICIAL RESULTS

Bexar County

3025

Statistics

	TOTAL	Election Day	Absentee	Early Voting
Registered Voters - Total	1,790			
Ballots Cast - Total	277	116	47	114
Ballots Cast - Democratic Party	119	40	25	54
Voter Turnout - Total	15.47%			

DEM United States Representative, District 21 United States Representative, District 21

Vote For 1

	TOTAL	Election Day	Absentee	Early Voting
Claudia Andreana Zapata	67	31	8	28
Ricardo Villarreal	40	4	13	23

DEM Lieutenant Governor

Vote For 1

	TOTAL	Election Day	Absentee	Early Voting
Michelle Beckley	24	11	3	10
Mike Collier	88	23	21	44

DEM Attorney General

Vote For 1

	TOTAL	Election Day	Absentee	Early Voting
Rochelle Mercedes Garza	74	30	13	31
Joe Jaworski	40	6	11	23

DEM Comptroller of Public Accounts

Vote For 1

	TOTAL	Election Day	Absentee	Early Voting
Angel Luis Vega	27	11	3	13
Janet T. Dudding	86	25	21	40

DEM Commissioner of the General Land Office

Vote For 1

	TOTAL	Election Day	Absentee	Early Voting
Sandragrace Martinez	24	14	3	7
Jay Kleberg	92	25	22	45

DEM County Judge County Races

Vote For 1

	TOTAL	Election Day	Absentee	Early Voting
Ina Minjarez	41	17	9	15
Peter Sakai	74	20	16	38

DEM Judge, County Court at Law No. 2 County Races

Vote For 1

	TOTAL	Election Day	Absentee	Early Voting
Melissa Saenz	73	17	16	40
Maria Teresa Garcia	35	15	7	13

Summary Results Report
May 24, 2022 Joint Primary Runoff Election
May 24, 2022

UNOFFICIAL RESULTS

Bexar County

3025

DEM District Clerk County Races

Vote For 1

	TOTAL	Election Day	Absentee	Early Voting
Gloria A. Martinez	40	13	11	16
Christine "Chris" Castillo	67	21	11	35

RETRIEVED FROM DEMOCRACYDOCKET.COM

Summary Results Report
May 24, 2022 Joint Primary Runoff Election
May 24, 2022

UNOFFICIAL RESULTS

Bexar County

3026

Statistics

	TOTAL	Election Day	Absentee	Early Voting
Registered Voters - Total	1,495			
Ballots Cast - Total	255	95	53	107
Ballots Cast - Democratic Party	117	34	24	59
Voter Turnout - Total	17.06%			

DEM United States Representative, District 21 United States Representative, District 21

Vote For 1

	TOTAL	Election Day	Absentee	Early Voting
Claudia Andreana Zapata	54	18	5	31
Ricardo Villarreal	48	9	16	23

DEM Lieutenant Governor

Vote For 1

	TOTAL	Election Day	Absentee	Early Voting
Michelle Beckley	20	9	4	7
Mike Collier	89	24	19	46

DEM Attorney General

Vote For 1

	TOTAL	Election Day	Absentee	Early Voting
Rochelle Mercedes Garza	80	21	15	44
Joe Jaworski	34	12	9	13

DEM Comptroller of Public Accounts

Vote For 1

	TOTAL	Election Day	Absentee	Early Voting
Angel Luis Vega	9	3	3	3
Janet T. Dudding	95	26	19	50

DEM Commissioner of the General Land Office

Vote For 1

	TOTAL	Election Day	Absentee	Early Voting
Sandragrace Martinez	16	5	4	7
Jay Kleberg	98	29	20	49

DEM County Judge County Races

Vote For 1

	TOTAL	Election Day	Absentee	Early Voting
Ina Minjarez	35	10	9	16
Peter Sakai	79	22	14	43

DEM Judge, County Court at Law No. 2 County Races

Vote For 1

	TOTAL	Election Day	Absentee	Early Voting
Melissa Saenz	74	20	16	38
Maria Teresa Garcia	26	6	4	16

Summary Results Report
May 24, 2022 Joint Primary Runoff Election
May 24, 2022

UNOFFICIAL RESULTS

Bexar County

3026

DEM District Clerk County Races

Vote For 1

	TOTAL	Election Day	Absentee	Early Voting
Gloria A. Martinez	18	9	3	6
Christine "Chris" Castillo	83	20	16	47

RETRIEVED FROM DEMOCRACYDOCKET.COM

Summary Results Report
May 24, 2022 Joint Primary Runoff Election
May 24, 2022

UNOFFICIAL RESULTS

Bexar County

3027

Statistics

	TOTAL	Election Day	Absentee	Early Voting
Registered Voters - Total	1,495			
Ballots Cast - Total	258	93	36	129
Ballots Cast - Democratic Party	112	34	17	61
Voter Turnout - Total	17.26%			

DEM United States Representative, District 21 United States Representative, District 21

Vote For 1

	TOTAL	Election Day	Absentee	Early Voting
Claudia Andreana Zapata	62	19	9	34
Ricardo Villarreal	39	10	7	22

DEM Lieutenant Governor

Vote For 1

	TOTAL	Election Day	Absentee	Early Voting
Michelle Beckley	39	17	3	19
Mike Collier	62	13	13	36

DEM Attorney General

Vote For 1

	TOTAL	Election Day	Absentee	Early Voting
Rochelle Mercedes Garza	67	18	10	39
Joe Jaworski	34	11	5	18

DEM Comptroller of Public Accounts

Vote For 1

	TOTAL	Election Day	Absentee	Early Voting
Angel Luis Vega	27	9	2	16
Janet T. Dudding	67	17	14	36

DEM Commissioner of the General Land Office

Vote For 1

	TOTAL	Election Day	Absentee	Early Voting
Sandragrace Martinez	34	10	3	21
Jay Kleberg	70	20	13	37

DEM County Judge County Races

Vote For 1

	TOTAL	Election Day	Absentee	Early Voting
Ina Minjarez	34	13	3	18
Peter Sakai	78	21	14	43

DEM Judge, County Court at Law No. 2 County Races

Vote For 1

	TOTAL	Election Day	Absentee	Early Voting
Melissa Saenz	61	18	12	31
Maria Teresa Garcia	33	7	4	22

Summary Results Report
May 24, 2022 Joint Primary Runoff Election
May 24, 2022

UNOFFICIAL RESULTS

Bexar County

3027

DEM District Clerk County Races

Vote For 1

	TOTAL	Election Day	Absentee	Early Voting
Gloria A. Martinez	33	12	6	15
Christine "Chris" Castillo	64	16	10	38

RETRIEVED FROM DEMOCRACYDOCKET.COM

Summary Results Report
May 24, 2022 Joint Primary Runoff Election
May 24, 2022

UNOFFICIAL RESULTS

Bexar County

3028

Statistics

	TOTAL	Election Day	Absentee	Early Voting
Registered Voters - Total	2,170			
Ballots Cast - Total	195	73	30	92
Ballots Cast - Democratic Party	92	31	21	40
Voter Turnout - Total	8.99%			

DEM United States Representative, District 21 United States Representative, District 21

Vote For 1

	TOTAL	Election Day	Absentee	Early Voting
Claudia Andreana Zapata	61	24	10	27
Ricardo Villarreal	24	3	11	10

DEM Lieutenant Governor

Vote For 1

	TOTAL	Election Day	Absentee	Early Voting
Michelle Beckley	38	15	4	19
Mike Collier	50	14	17	19

DEM Attorney General

Vote For 1

	TOTAL	Election Day	Absentee	Early Voting
Rochelle Mercedes Garza	57	23	10	24
Joe Jaworski	31	7	10	14

DEM Comptroller of Public Accounts

Vote For 1

	TOTAL	Election Day	Absentee	Early Voting
Angel Luis Vega	39	14	8	17
Janet T. Dudding	44	12	13	19

DEM Commissioner of the General Land Office

Vote For 1

	TOTAL	Election Day	Absentee	Early Voting
Sandragrace Martinez	50	20	9	21
Jay Kleberg	33	6	12	15

DEM County Judge County Races

Vote For 1

	TOTAL	Election Day	Absentee	Early Voting
Ina Minjarez	34	13	5	16
Peter Sakai	53	15	16	22

DEM Judge, County Court at Law No. 2 County Races

Vote For 1

	TOTAL	Election Day	Absentee	Early Voting
Melissa Saenz	39	14	10	15
Maria Teresa Garcia	42	11	10	21

Summary Results Report
May 24, 2022 Joint Primary Runoff Election
May 24, 2022

UNOFFICIAL RESULTS

Bexar County

3028

DEM District Clerk County Races

Vote For 1

	TOTAL	Election Day	Absentee	Early Voting
Gloria A. Martinez	43	15	10	18
Christine "Chris" Castillo	41	11	10	20

RETRIEVED FROM DEMOCRACYDOCKET.COM

Summary Results Report
May 24, 2022 Joint Primary Runoff Election
May 24, 2022

UNOFFICIAL RESULTS

Bexar County

3029

Statistics

	TOTAL	Election Day	Absentee	Early Voting
Registered Voters - Total	1,268			
Ballots Cast - Total	152	70	34	48
Ballots Cast - Democratic Party	86	34	26	26
Voter Turnout - Total	11.99%			

DEM Lieutenant Governor

Vote For 1

	TOTAL	Election Day	Absentee	Early Voting
Michelle Beckley	32	12	10	10
Mike Collier	51	20	16	15

DEM Attorney General

Vote For 1

	TOTAL	Election Day	Absentee	Early Voting
Rochelle Mercedes Garza	55	22	17	16
Joe Jaworski	28	10	9	9

DEM Comptroller of Public Accounts

Vote For 1

	TOTAL	Election Day	Absentee	Early Voting
Angel Luis Vega	35	13	12	10
Janet T. Dudding	45	18	13	14

DEM Commissioner of the General Land Office

Vote For 1

	TOTAL	Election Day	Absentee	Early Voting
Sandragrace Martinez	34	12	11	11
Jay Kleberg	49	20	15	14

DEM Member, State Board of Education, District 1 State Board of Education, District 1

Vote For 1

	TOTAL	Election Day	Absentee	Early Voting
Melissa N. Ortega	55	21	18	16
Laura Marquez	22	9	8	5

DEM County Judge County Races

Vote For 1

	TOTAL	Election Day	Absentee	Early Voting
Ina Minjarez	41	16	10	15
Peter Sakai	45	18	16	11

DEM Judge, County Court at Law No. 2 County Races

Vote For 1

	TOTAL	Election Day	Absentee	Early Voting
Melissa Saenz	42	17	15	10
Maria Teresa Garcia	33	11	11	11

Summary Results Report
May 24, 2022 Joint Primary Runoff Election
May 24, 2022

UNOFFICIAL RESULTS

Bexar County

3029

DEM District Clerk County Races

Vote For 1

	TOTAL	Election Day	Absentee	Early Voting
Gloria A. Martinez	30	12	11	7
Christine "Chris" Castillo	49	20	15	14

RETRIEVED FROM DEMOCRACYDOCKET.COM

Summary Results Report
May 24, 2022 Joint Primary Runoff Election
May 24, 2022

UNOFFICIAL RESULTS

Bexar County

3030

Statistics

	TOTAL	Election Day	Absentee	Early Voting
Registered Voters - Total	2,240			
Ballots Cast - Total	478	146	83	249
Ballots Cast - Democratic Party	144	52	34	58
Voter Turnout - Total	21.34%			

DEM Lieutenant Governor

Vote For 1

	TOTAL	Election Day	Absentee	Early Voting
Michelle Beckley	39	16	9	14
Mike Collier	101	34	25	42

DEM Attorney General

Vote For 1

	TOTAL	Election Day	Absentee	Early Voting
Rochelle Mercedes Garza	96	31	23	42
Joe Jaworski	44	18	11	15

DEM Comptroller of Public Accounts

Vote For 1

	TOTAL	Election Day	Absentee	Early Voting
Angel Luis Vega	37	19	1	17
Janet T. Dudding	96	25	32	39

DEM Commissioner of the General Land Office

Vote For 1

	TOTAL	Election Day	Absentee	Early Voting
Sandragrace Martinez	37	18	7	12
Jay Kleberg	100	29	26	45

DEM County Judge County Races

Vote For 1

	TOTAL	Election Day	Absentee	Early Voting
Ina Minjarez	44	19	6	19
Peter Sakai	98	31	28	39

DEM Judge, County Court at Law No. 2 County Races

Vote For 1

	TOTAL	Election Day	Absentee	Early Voting
Melissa Saenz	85	27	21	37
Maria Teresa Garcia	42	16	10	16

DEM District Clerk County Races

Vote For 1

	TOTAL	Election Day	Absentee	Early Voting
Gloria A. Martinez	51	23	10	18
Christine "Chris" Castillo	78	20	22	36

Summary Results Report
May 24, 2022 Joint Primary Runoff Election
May 24, 2022

UNOFFICIAL RESULTS

Bexar County

3031

Statistics

	TOTAL	Election Day	Absentee	Early Voting
Registered Voters - Total	24			
Ballots Cast - Total	6	1	2	3
Ballots Cast - Democratic Party	5	1	2	2
Voter Turnout - Total	25.00%			

DEM United States Representative, District 21 United States Representative, District 21

Vote For 1

	TOTAL	Election Day	Absentee	Early Voting
Claudia Andreana Zapata	2	1	0	1
Ricardo Villarreal	3	0	2	1

DEM Lieutenant Governor

Vote For 1

	TOTAL	Election Day	Absentee	Early Voting
Michelle Beckley	1	0	0	1
Mike Collier	4	1	2	1

DEM Attorney General

Vote For 1

	TOTAL	Election Day	Absentee	Early Voting
Rochelle Mercedes Garza	0	0	0	0
Joe Jaworski	5	1	2	2

DEM Comptroller of Public Accounts

Vote For 1

	TOTAL	Election Day	Absentee	Early Voting
Angel Luis Vega	2	0	1	1
Janet T. Dudding	3	1	1	1

DEM Commissioner of the General Land Office

Vote For 1

	TOTAL	Election Day	Absentee	Early Voting
Sandragrace Martinez	1	0	0	1
Jay Kleberg	4	1	2	1

DEM County Judge County Races

Vote For 1

	TOTAL	Election Day	Absentee	Early Voting
Ina Minjarez	2	1	0	1
Peter Sakai	3	0	2	1

DEM Judge, County Court at Law No. 2 County Races

Vote For 1

	TOTAL	Election Day	Absentee	Early Voting
Melissa Saenz	3	1	1	1
Maria Teresa Garcia	2	0	1	1

Summary Results Report
May 24, 2022 Joint Primary Runoff Election
May 24, 2022

UNOFFICIAL RESULTS

Bexar County

3031

DEM District Clerk County Races

Vote For 1

	TOTAL	Election Day	Absentee	Early Voting
Gloria A. Martinez	2	0	1	1
Christine "Chris" Castillo	3	1	1	1

RETRIEVED FROM DEMOCRACYDOCKET.COM

Summary Results Report
May 24, 2022 Joint Primary Runoff Election
May 24, 2022

UNOFFICIAL RESULTS

Bexar County

3032

Statistics

	TOTAL	Election Day	Absentee	Early Voting
Registered Voters - Total	25			
Ballots Cast - Total	4	2	0	2
Ballots Cast - Democratic Party	1	0	0	1
Voter Turnout - Total	16.00%			

DEM Lieutenant Governor

Vote For 1

	TOTAL	Election Day	Absentee	Early Voting
Michelle Beckley	0	0	0	0
Mike Collier	1	0	0	1

DEM Attorney General

Vote For 1

	TOTAL	Election Day	Absentee	Early Voting
Rochelle Mercedes Garza	0	0	0	0
Joe Jaworski	1	0	0	1

DEM Comptroller of Public Accounts

Vote For 1

	TOTAL	Election Day	Absentee	Early Voting
Angel Luis Vega	1	0	0	1
Janet T. Dudding	0	0	0	0

DEM Commissioner of the General Land Office

Vote For 1

	TOTAL	Election Day	Absentee	Early Voting
Sandragrace Martinez	0	0	0	0
Jay Kleberg	1	0	0	1

DEM Member, State Board of Education, District 1 State Board of Education, District 1

Vote For 1

	TOTAL	Election Day	Absentee	Early Voting
Melissa N. Ortega	1	0	0	1
Laura Marquez	0	0	0	0

DEM County Judge County Races

Vote For 1

	TOTAL	Election Day	Absentee	Early Voting
Ina Minjarez	1	0	0	1
Peter Sakai	0	0	0	0

DEM Judge, County Court at Law No. 2 County Races

Vote For 1

	TOTAL	Election Day	Absentee	Early Voting
Melissa Saenz	1	0	0	1
Maria Teresa Garcia	0	0	0	0

Summary Results Report
May 24, 2022 Joint Primary Runoff Election
May 24, 2022

UNOFFICIAL RESULTS

Bexar County

3032

DEM District Clerk County Races

Vote For 1

	TOTAL	Election Day	Absentee	Early Voting
Gloria A. Martinez	1	0	0	1
Christine "Chris" Castillo	0	0	0	0

RETRIEVED FROM DEMOCRACYDOCKET.COM

Summary Results Report
May 24, 2022 Joint Primary Runoff Election
May 24, 2022

UNOFFICIAL RESULTS

Bexar County

3033

Statistics

	TOTAL	Election Day	Absentee	Early Voting
Registered Voters - Total	2,243			
Ballots Cast - Total	391	116	105	170
Ballots Cast - Democratic Party	81	25	25	31
Voter Turnout - Total	17.43%			

DEM Lieutenant Governor

Vote For 1

	TOTAL	Election Day	Absentee	Early Voting
Michelle Beckley	42	14	10	18
Mike Collier	36	10	14	12

DEM Attorney General

Vote For 1

	TOTAL	Election Day	Absentee	Early Voting
Rochelle Mercedes Garza	51	16	16	19
Joe Jaworski	29	9	8	12

DEM Comptroller of Public Accounts

Vote For 1

	TOTAL	Election Day	Absentee	Early Voting
Angel Luis Vega	26	9	4	13
Janet T. Dudding	49	14	20	15

DEM Commissioner of the General Land Office

Vote For 1

	TOTAL	Election Day	Absentee	Early Voting
Sandragrace Martinez	36	14	5	17
Jay Kleberg	42	11	18	13

DEM County Judge County Races

Vote For 1

	TOTAL	Election Day	Absentee	Early Voting
Ina Minjarez	29	8	8	13
Peter Sakai	50	16	17	17

DEM Judge, County Court at Law No. 2 County Races

Vote For 1

	TOTAL	Election Day	Absentee	Early Voting
Melissa Saenz	44	14	15	15
Maria Teresa Garcia	31	9	8	14

DEM District Clerk County Races

Vote For 1

	TOTAL	Election Day	Absentee	Early Voting
Gloria A. Martinez	44	13	9	22
Christine "Chris" Castillo	30	9	14	7

Summary Results Report
May 24, 2022 Joint Primary Runoff Election
May 24, 2022

UNOFFICIAL RESULTS

Bexar County

3034

Statistics

	TOTAL	Election Day	Absentee	Early Voting
Registered Voters - Total	2,690			
Ballots Cast - Total	630	203	51	376
Ballots Cast - Democratic Party	76	21	12	43
Voter Turnout - Total	23.42%			

DEM Lieutenant Governor

Vote For 1

	TOTAL	Election Day	Absentee	Early Voting
Michelle Beckley	31	11	5	15
Mike Collier	43	9	7	27

DEM Attorney General

Vote For 1

	TOTAL	Election Day	Absentee	Early Voting
Rochelle Mercedes Garza	48	15	4	29
Joe Jaworski	25	6	7	12

DEM Comptroller of Public Accounts

Vote For 1

	TOTAL	Election Day	Absentee	Early Voting
Angel Luis Vega	29	12	5	12
Janet T. Dudding	42	8	6	28

DEM Commissioner of the General Land Office

Vote For 1

	TOTAL	Election Day	Absentee	Early Voting
Sandragrace Martinez	28	12	3	13
Jay Kleberg	45	9	9	27

DEM Member, State Board of Education, District 1 State Board of Education, District 1

Vote For 1

	TOTAL	Election Day	Absentee	Early Voting
Melissa N. Ortega	53	16	7	30
Laura Marquez	15	3	3	9

DEM County Judge County Races

Vote For 1

	TOTAL	Election Day	Absentee	Early Voting
Ina Minjarez	27	10	3	14
Peter Sakai	47	10	9	28

DEM Judge, County Court at Law No. 2 County Races

Vote For 1

	TOTAL	Election Day	Absentee	Early Voting
Melissa Saenz	43	12	6	25
Maria Teresa Garcia	26	7	5	14

Summary Results Report
May 24, 2022 Joint Primary Runoff Election
May 24, 2022

UNOFFICIAL RESULTS

Bexar County

3034

DEM District Clerk County Races

Vote For 1

	TOTAL	Election Day	Absentee	Early Voting
Gloria A. Martinez	33	12	5	16
Christine "Chris" Castillo	37	7	7	23

RETRIEVED FROM DEMOCRACYDOCKET.COM

Summary Results Report
May 24, 2022 Joint Primary Runoff Election
May 24, 2022

UNOFFICIAL RESULTS

Bexar County

3035

Statistics

	TOTAL	Election Day	Absentee	Early Voting
Registered Voters - Total	816			
Ballots Cast - Total	111	36	29	46
Ballots Cast - Democratic Party	62	21	16	25
Voter Turnout - Total	13.60%			

DEM Lieutenant Governor

Vote For 1

	TOTAL	Election Day	Absentee	Early Voting
Michelle Beckley	29	8	7	14
Mike Collier	29	11	8	10

DEM Attorney General

Vote For 1

	TOTAL	Election Day	Absentee	Early Voting
Rochelle Mercedes Garza	36	11	8	17
Joe Jaworski	23	8	8	7

DEM Comptroller of Public Accounts

Vote For 1

	TOTAL	Election Day	Absentee	Early Voting
Angel Luis Vega	17	7	2	8
Janet T. Dudding	37	9	13	15

DEM Commissioner of the General Land Office

Vote For 1

	TOTAL	Election Day	Absentee	Early Voting
Sandragrace Martinez	21	7	3	11
Jay Kleberg	33	9	12	12

DEM Member, State Board of Education, District 1 State Board of Education, District 1

Vote For 1

	TOTAL	Election Day	Absentee	Early Voting
Melissa N. Ortega	36	10	9	17
Laura Marquez	18	7	6	5

DEM County Judge County Races

Vote For 1

	TOTAL	Election Day	Absentee	Early Voting
Ina Minjarez	22	7	4	11
Peter Sakai	40	14	12	14

DEM Judge, County Court at Law No. 2 County Races

Vote For 1

	TOTAL	Election Day	Absentee	Early Voting
Melissa Saenz	32	11	10	11
Maria Teresa Garcia	21	4	5	12

Summary Results Report
May 24, 2022 Joint Primary Runoff Election
May 24, 2022

UNOFFICIAL RESULTS

Bexar County

3035

DEM District Clerk County Races

Vote For 1

	TOTAL	Election Day	Absentee	Early Voting
Gloria A. Martinez	33	10	9	14
Christine "Chris" Castillo	20	6	5	9

RETRIEVED FROM DEMOCRACYDOCKET.COM

Summary Results Report
May 24, 2022 Joint Primary Runoff Election
May 24, 2022

UNOFFICIAL RESULTS

Bexar County

3036

Statistics

	TOTAL	Election Day	Absentee	Early Voting
Registered Voters - Total	4,355			
Ballots Cast - Total	314	138	22	154
Ballots Cast - Democratic Party	191	75	18	98
Voter Turnout - Total	7.21%			

DEM Lieutenant Governor

Vote For 1

	TOTAL	Election Day	Absentee	Early Voting
Michelle Beckley	98	46	4	48
Mike Collier	87	28	14	45

DEM Attorney General

Vote For 1

	TOTAL	Election Day	Absentee	Early Voting
Rochelle Mercedes Garza	141	58	8	75
Joe Jaworski	42	14	10	18

DEM Comptroller of Public Accounts

Vote For 1

	TOTAL	Election Day	Absentee	Early Voting
Angel Luis Vega	73	29	6	38
Janet T. Dudding	101	39	11	51

DEM Commissioner of the General Land Office

Vote For 1

	TOTAL	Election Day	Absentee	Early Voting
Sandragrace Martinez	109	48	7	54
Jay Kleberg	71	23	11	37

DEM Member, State Board of Education, District 1 State Board of Education, District 1

Vote For 1

	TOTAL	Election Day	Absentee	Early Voting
Melissa N. Ortega	111	50	12	49
Laura Marquez	61	19	5	37

DEM County Judge County Races

Vote For 1

	TOTAL	Election Day	Absentee	Early Voting
Ina Minjarez	89	41	9	39
Peter Sakai	98	31	9	58

DEM Judge, County Court at Law No. 2 County Races

Vote For 1

	TOTAL	Election Day	Absentee	Early Voting
Melissa Saenz	104	42	11	51
Maria Teresa Garcia	67	24	6	37

Summary Results Report
May 24, 2022 Joint Primary Runoff Election
May 24, 2022

UNOFFICIAL RESULTS

Bexar County

3036

DEM District Clerk County Races

Vote For 1

	TOTAL	Election Day	Absentee	Early Voting
Gloria A. Martinez	103	42	6	55
Christine "Chris" Castillo	72	26	11	35

RETRIEVED FROM DEMOCRACYDOCKET.COM

Summary Results Report
May 24, 2022 Joint Primary Runoff Election
May 24, 2022

UNOFFICIAL RESULTS

Bexar County

3037

Statistics

	TOTAL	Election Day	Absentee	Early Voting
Registered Voters - Total	103			
Ballots Cast - Total	7	4	1	2
Ballots Cast - Democratic Party	2	1	1	0
Voter Turnout - Total	6.80%			

DEM United States Representative, District 21 United States Representative, District 21

Vote For 1

	TOTAL	Election Day	Absentee	Early Voting
Claudia Andreana Zapata	0	0	0	0
Ricardo Villarreal	2	1	1	0

DEM Lieutenant Governor

Vote For 1

	TOTAL	Election Day	Absentee	Early Voting
Michelle Beckley	0	0	0	0
Mike Collier	2	1	1	0

DEM Attorney General

Vote For 1

	TOTAL	Election Day	Absentee	Early Voting
Rochelle Mercedes Garza	1	0	1	0
Joe Jaworski	1	1	0	0

DEM Comptroller of Public Accounts

Vote For 1

	TOTAL	Election Day	Absentee	Early Voting
Angel Luis Vega	1	1	0	0
Janet T. Dudding	1	0	1	0

DEM Commissioner of the General Land Office

Vote For 1

	TOTAL	Election Day	Absentee	Early Voting
Sandragrace Martinez	0	0	0	0
Jay Kleberg	2	1	1	0

DEM County Judge County Races

Vote For 1

	TOTAL	Election Day	Absentee	Early Voting
Ina Minjarez	1	0	1	0
Peter Sakai	1	1	0	0

DEM Judge, County Court at Law No. 2 County Races

Vote For 1

	TOTAL	Election Day	Absentee	Early Voting
Melissa Saenz	2	1	1	0
Maria Teresa Garcia	0	0	0	0

Summary Results Report
May 24, 2022 Joint Primary Runoff Election
May 24, 2022

UNOFFICIAL RESULTS

Bexar County

3037

DEM District Clerk County Races

Vote For 1

	TOTAL	Election Day	Absentee	Early Voting
Gloria A. Martinez	2	1	1	0
Christine "Chris" Castillo	0	0	0	0

RETRIEVED FROM DEMOCRACYDOCKET.COM

Summary Results Report
May 24, 2022 Joint Primary Runoff Election
May 24, 2022

UNOFFICIAL RESULTS

Bexar County

3038

Statistics

	TOTAL	Election Day	Absentee	Early Voting
Registered Voters - Total	1,209			
Ballots Cast - Total	199	78	20	101
Ballots Cast - Democratic Party	109	35	13	61
Voter Turnout - Total	16.46%			

DEM United States Representative, District 21 United States Representative, District 21

Vote For 1

	TOTAL	Election Day	Absentee	Early Voting
Claudia Andreana Zapata	60	19	4	37
Ricardo Villarreal	44	12	8	24

DEM Lieutenant Governor

Vote For 1

	TOTAL	Election Day	Absentee	Early Voting
Michelle Beckley	50	21	2	27
Mike Collier	54	11	10	33

DEM Attorney General

Vote For 1

	TOTAL	Election Day	Absentee	Early Voting
Rochelle Mercedes Garza	73	27	8	38
Joe Jaworski	34	7	5	22

DEM Comptroller of Public Accounts

Vote For 1

	TOTAL	Election Day	Absentee	Early Voting
Angel Luis Vega	43	22	2	19
Janet T. Dudding	61	11	10	40

DEM Commissioner of the General Land Office

Vote For 1

	TOTAL	Election Day	Absentee	Early Voting
Sandragrace Martinez	52	21	1	30
Jay Kleberg	51	12	11	28

DEM County Judge County Races

Vote For 1

	TOTAL	Election Day	Absentee	Early Voting
Ina Minjarez	37	15	4	18
Peter Sakai	71	20	8	43

DEM Judge, County Court at Law No. 2 County Races

Vote For 1

	TOTAL	Election Day	Absentee	Early Voting
Melissa Saenz	57	20	6	31
Maria Teresa Garcia	44	14	3	27

Summary Results Report
May 24, 2022 Joint Primary Runoff Election
May 24, 2022

UNOFFICIAL RESULTS

Bexar County

3038

DEM District Clerk County Races

Vote For 1

	TOTAL	Election Day	Absentee	Early Voting
Gloria A. Martinez	39	14	3	22
Christine "Chris" Castillo	64	19	7	38

RETRIEVED FROM DEMOCRACYDOCKET.COM

Summary Results Report
May 24, 2022 Joint Primary Runoff Election
May 24, 2022

UNOFFICIAL RESULTS

Bexar County

3039

Statistics

	TOTAL	Election Day	Absentee	Early Voting
Registered Voters - Total	4,523			
Ballots Cast - Total	335	176	58	101
Ballots Cast - Democratic Party	104	47	20	37
Voter Turnout - Total	7.41%			

DEM Lieutenant Governor

Vote For 1

	TOTAL	Election Day	Absentee	Early Voting
Michelle Beckley	58	34	7	17
Mike Collier	46	13	13	20

DEM Attorney General

Vote For 1

	TOTAL	Election Day	Absentee	Early Voting
Rochelle Mercedes Garza	79	39	17	23
Joe Jaworski	25	8	3	14

DEM Comptroller of Public Accounts

Vote For 1

	TOTAL	Election Day	Absentee	Early Voting
Angel Luis Vega	39	13	3	23
Janet T. Dudding	61	30	17	14

DEM Commissioner of the General Land Office

Vote For 1

	TOTAL	Election Day	Absentee	Early Voting
Sandragrace Martinez	69	35	12	22
Jay Kleberg	35	12	8	15

DEM County Judge County Races

Vote For 1

	TOTAL	Election Day	Absentee	Early Voting
Ina Minjarez	61	36	12	13
Peter Sakai	42	11	7	24

DEM Judge, County Court at Law No. 2 County Races

Vote For 1

	TOTAL	Election Day	Absentee	Early Voting
Melissa Saenz	62	27	16	19
Maria Teresa Garcia	35	17	3	15

DEM District Clerk County Races

Vote For 1

	TOTAL	Election Day	Absentee	Early Voting
Gloria A. Martinez	50	23	10	17
Christine "Chris" Castillo	48	21	9	18

Summary Results Report
May 24, 2022 Joint Primary Runoff Election
May 24, 2022

UNOFFICIAL RESULTS

Bexar County

3040

Statistics

	TOTAL	Election Day	Absentee	Early Voting
Registered Voters - Total	2,146			
Ballots Cast - Total	275	95	57	123
Ballots Cast - Democratic Party	125	34	27	64
Voter Turnout - Total	12.81%			

DEM United States Representative, District 21 United States Representative, District 21

Vote For 1

	TOTAL	Election Day	Absentee	Early Voting
Claudia Andreana Zapata	80	22	11	47
Ricardo Villarreal	42	10	16	16

DEM Lieutenant Governor

Vote For 1

	TOTAL	Election Day	Absentee	Early Voting
Michelle Beckley	51	12	7	32
Mike Collier	69	19	20	30

DEM Attorney General

Vote For 1

	TOTAL	Election Day	Absentee	Early Voting
Rochelle Mercedes Garza	84	21	17	46
Joe Jaworski	37	11	10	16

DEM Comptroller of Public Accounts

Vote For 1

	TOTAL	Election Day	Absentee	Early Voting
Angel Luis Vega	47	9	9	29
Janet T. Dudding	72	21	18	33

DEM Commissioner of the General Land Office

Vote For 1

	TOTAL	Election Day	Absentee	Early Voting
Sandragrace Martinez	73	20	14	39
Jay Kleberg	49	12	13	24

DEM County Judge County Races

Vote For 1

	TOTAL	Election Day	Absentee	Early Voting
Ina Minjarez	66	20	12	34
Peter Sakai	59	14	15	30

DEM Judge, County Court at Law No. 2 County Races

Vote For 1

	TOTAL	Election Day	Absentee	Early Voting
Melissa Saenz	81	19	18	44
Maria Teresa Garcia	40	12	9	19

Summary Results Report
May 24, 2022 Joint Primary Runoff Election
May 24, 2022

UNOFFICIAL RESULTS

Bexar County

3040

DEM District Clerk County Races

Vote For 1

	TOTAL	Election Day	Absentee	Early Voting
Gloria A. Martinez	60	19	12	29
Christine "Chris" Castillo	61	13	14	34

RETRIEVED FROM DEMOCRACYDOCKET.COM

Summary Results Report
May 24, 2022 Joint Primary Runoff Election
May 24, 2022

UNOFFICIAL RESULTS

Bexar County

3041

Statistics

	TOTAL	Election Day	Absentee	Early Voting
Registered Voters - Total	597			
Ballots Cast - Total	120	52	14	54
Ballots Cast - Democratic Party	58	17	8	33
Voter Turnout - Total	20.10%			

DEM United States Representative, District 21 United States Representative, District 21

Vote For 1

	TOTAL	Election Day	Absentee	Early Voting
Claudia Andreana Zapata	29	10	1	18
Ricardo Villarreal	25	4	7	14

DEM Lieutenant Governor

Vote For 1

	TOTAL	Election Day	Absentee	Early Voting
Michelle Beckley	23	9	1	13
Mike Collier	30	5	7	18

DEM Attorney General

Vote For 1

	TOTAL	Election Day	Absentee	Early Voting
Rochelle Mercedes Garza	34	8	6	20
Joe Jaworski	20	6	2	12

DEM Comptroller of Public Accounts

Vote For 1

	TOTAL	Election Day	Absentee	Early Voting
Angel Luis Vega	26	6	1	19
Janet T. Dudding	24	8	6	10

DEM Commissioner of the General Land Office

Vote For 1

	TOTAL	Election Day	Absentee	Early Voting
Sandragrace Martinez	23	8	1	14
Jay Kleberg	29	7	5	17

DEM County Judge County Races

Vote For 1

	TOTAL	Election Day	Absentee	Early Voting
Ina Minjarez	18	9	2	7
Peter Sakai	38	6	6	26

DEM Judge, County Court at Law No. 2 County Races

Vote For 1

	TOTAL	Election Day	Absentee	Early Voting
Melissa Saenz	26	6	6	14
Maria Teresa Garcia	25	8	1	16

Summary Results Report
May 24, 2022 Joint Primary Runoff Election
May 24, 2022

UNOFFICIAL RESULTS

Bexar County

3041

DEM District Clerk County Races

Vote For 1

	TOTAL	Election Day	Absentee	Early Voting
Gloria A. Martinez	25	8	2	15
Christine "Chris" Castillo	29	8	5	16

RETRIEVED FROM DEMOCRACYDOCKET.COM

Summary Results Report
May 24, 2022 Joint Primary Runoff Election
May 24, 2022

UNOFFICIAL RESULTS

Bexar County

3042

Statistics

	TOTAL	Election Day	Absentee	Early Voting
Registered Voters - Total	2,538			
Ballots Cast - Total	345	111	35	199
Ballots Cast - Democratic Party	105	33	18	54
Voter Turnout - Total	13.59%			

DEM Lieutenant Governor

Vote For 1

	TOTAL	Election Day	Absentee	Early Voting
Michelle Beckley	37	17	2	18
Mike Collier	66	16	16	34

DEM Attorney General

Vote For 1

	TOTAL	Election Day	Absentee	Early Voting
Rochelle Mercedes Garza	71	28	10	33
Joe Jaworski	30	5	8	17

DEM Comptroller of Public Accounts

Vote For 1

	TOTAL	Election Day	Absentee	Early Voting
Angel Luis Vega	32	13	2	17
Janet T. Dudding	63	17	15	31

DEM Commissioner of the General Land Office

Vote For 1

	TOTAL	Election Day	Absentee	Early Voting
Sandragrace Martinez	42	21	4	17
Jay Kleberg	58	12	14	32

DEM County Judge County Races

Vote For 1

	TOTAL	Election Day	Absentee	Early Voting
Ina Minjarez	51	20	7	24
Peter Sakai	52	12	11	29

DEM Judge, County Court at Law No. 2 County Races

Vote For 1

	TOTAL	Election Day	Absentee	Early Voting
Melissa Saenz	55	15	17	23
Maria Teresa Garcia	38	14	1	23

DEM District Clerk County Races

Vote For 1

	TOTAL	Election Day	Absentee	Early Voting
Gloria A. Martinez	52	17	9	26
Christine "Chris" Castillo	39	11	9	19

Summary Results Report
May 24, 2022 Joint Primary Runoff Election
May 24, 2022

UNOFFICIAL RESULTS

Bexar County

3043

Statistics

	TOTAL	Election Day	Absentee	Early Voting
Registered Voters - Total	3,041			
Ballots Cast - Total	428	146	59	223
Ballots Cast - Democratic Party	92	35	18	39
Voter Turnout - Total	14.07%			

DEM Lieutenant Governor

Vote For 1

	TOTAL	Election Day	Absentee	Early Voting
Michelle Beckley	48	21	9	18
Mike Collier	40	14	7	19

DEM Attorney General

Vote For 1

	TOTAL	Election Day	Absentee	Early Voting
Rochelle Mercedes Garza	72	29	14	29
Joe Jaworski	18	6	4	8

DEM Comptroller of Public Accounts

Vote For 1

	TOTAL	Election Day	Absentee	Early Voting
Angel Luis Vega	29	12	4	13
Janet T. Dudding	59	23	12	24

DEM Commissioner of the General Land Office

Vote For 1

	TOTAL	Election Day	Absentee	Early Voting
Sandragrace Martinez	47	21	6	20
Jay Kleberg	41	13	10	18

DEM County Judge County Races

Vote For 1

	TOTAL	Election Day	Absentee	Early Voting
Ina Minjarez	48	19	10	19
Peter Sakai	41	13	8	20

DEM Judge, County Court at Law No. 2 County Races

Vote For 1

	TOTAL	Election Day	Absentee	Early Voting
Melissa Saenz	49	19	12	18
Maria Teresa Garcia	36	13	4	19

DEM District Clerk County Races

Vote For 1

	TOTAL	Election Day	Absentee	Early Voting
Gloria A. Martinez	54	22	10	22
Christine "Chris" Castillo	34	11	8	15

Summary Results Report
May 24, 2022 Joint Primary Runoff Election
May 24, 2022

UNOFFICIAL RESULTS

Bexar County

3044

Statistics

	TOTAL	Election Day	Absentee	Early Voting
Registered Voters - Total	1,547			
Ballots Cast - Total	173	80	29	64
Ballots Cast - Democratic Party	84	28	19	37
Voter Turnout - Total	11.18%			

DEM United States Representative, District 21 United States Representative, District 21

Vote For 1

	TOTAL	Election Day	Absentee	Early Voting
Claudia Andreana Zapata	45	16	6	23
Ricardo Villarreal	32	9	12	11

DEM Lieutenant Governor

Vote For 1

	TOTAL	Election Day	Absentee	Early Voting
Michelle Beckley	24	10	4	10
Mike Collier	58	17	15	26

DEM Attorney General

Vote For 1

	TOTAL	Election Day	Absentee	Early Voting
Rochelle Mercedes Garza	49	17	8	24
Joe Jaworski	30	9	11	10

DEM Comptroller of Public Accounts

Vote For 1

	TOTAL	Election Day	Absentee	Early Voting
Angel Luis Vega	25	12	4	9
Janet T. Dudding	49	13	13	23

DEM Commissioner of the General Land Office

Vote For 1

	TOTAL	Election Day	Absentee	Early Voting
Sandragrace Martinez	24	9	5	10
Jay Kleberg	54	16	14	24

DEM County Judge County Races

Vote For 1

	TOTAL	Election Day	Absentee	Early Voting
Ina Minjarez	17	9	1	7
Peter Sakai	64	17	17	30

DEM Judge, County Court at Law No. 2 County Races

Vote For 1

	TOTAL	Election Day	Absentee	Early Voting
Melissa Saenz	49	13	12	24
Maria Teresa Garcia	24	10	5	9

Summary Results Report
May 24, 2022 Joint Primary Runoff Election
May 24, 2022

UNOFFICIAL RESULTS

Bexar County

3044

DEM District Clerk County Races

Vote For 1

	TOTAL	Election Day	Absentee	Early Voting
Gloria A. Martinez	38	12	9	17
Christine "Chris" Castillo	36	12	8	16

RETRIEVED FROM DEMOCRACYDOCKET.COM

Summary Results Report
May 24, 2022 Joint Primary Runoff Election
May 24, 2022

UNOFFICIAL RESULTS

Bexar County

3045

Statistics

	TOTAL	Election Day	Absentee	Early Voting
Registered Voters - Total	1,595			
Ballots Cast - Total	335	94	78	163
Ballots Cast - Democratic Party	105	35	22	48
Voter Turnout - Total	21.00%			

DEM Lieutenant Governor

Vote For 1

	TOTAL	Election Day	Absentee	Early Voting
Michelle Beckley	43	15	7	21
Mike Collier	58	17	15	26

DEM Attorney General

Vote For 1

	TOTAL	Election Day	Absentee	Early Voting
Rochelle Mercedes Garza	64	19	11	34
Joe Jaworski	36	12	11	13

DEM Comptroller of Public Accounts

Vote For 1

	TOTAL	Election Day	Absentee	Early Voting
Angel Luis Vega	39	17	4	18
Janet T. Dudding	58	13	18	27

DEM Commissioner of the General Land Office

Vote For 1

	TOTAL	Election Day	Absentee	Early Voting
Sandragrace Martinez	40	15	8	17
Jay Kleberg	63	19	14	30

DEM County Judge County Races

Vote For 1

	TOTAL	Election Day	Absentee	Early Voting
Ina Minjarez	39	16	6	17
Peter Sakai	63	16	16	31

DEM Judge, County Court at Law No. 2 County Races

Vote For 1

	TOTAL	Election Day	Absentee	Early Voting
Melissa Saenz	52	14	11	27
Maria Teresa Garcia	41	15	10	16

DEM District Clerk County Races

Vote For 1

	TOTAL	Election Day	Absentee	Early Voting
Gloria A. Martinez	45	13	7	25
Christine "Chris" Castillo	51	16	15	20

Summary Results Report
May 24, 2022 Joint Primary Runoff Election
May 24, 2022

UNOFFICIAL RESULTS

Bexar County

3046

Statistics

	TOTAL	Election Day	Absentee	Early Voting
Registered Voters - Total	1,539			
Ballots Cast - Total	298	108	72	118
Ballots Cast - Democratic Party	157	43	41	73
Voter Turnout - Total	19.36%			

DEM United States Representative, District 21 United States Representative, District 21

Vote For 1

	TOTAL	Election Day	Absentee	Early Voting
Claudia Andreana Zapata	67	24	15	28
Ricardo Villarreal	79	15	20	44

DEM Lieutenant Governor

Vote For 1

	TOTAL	Election Day	Absentee	Early Voting
Michelle Beckley	39	15	8	16
Mike Collier	110	26	29	55

DEM Attorney General

Vote For 1

	TOTAL	Election Day	Absentee	Early Voting
Rochelle Mercedes Garza	101	29	26	46
Joe Jaworski	52	13	12	27

DEM Comptroller of Public Accounts

Vote For 1

	TOTAL	Election Day	Absentee	Early Voting
Angel Luis Vega	39	18	4	17
Janet T. Dudding	100	22	29	49

DEM Commissioner of the General Land Office

Vote For 1

	TOTAL	Election Day	Absentee	Early Voting
Sandragrace Martinez	34	15	9	10
Jay Kleberg	112	24	29	59

DEM County Judge County Races

Vote For 1

	TOTAL	Election Day	Absentee	Early Voting
Ina Minjarez	44	17	9	18
Peter Sakai	111	25	32	54

DEM Judge, County Court at Law No. 2 County Races

Vote For 1

	TOTAL	Election Day	Absentee	Early Voting
Melissa Saenz	97	17	28	52
Maria Teresa Garcia	37	18	4	15

Summary Results Report
May 24, 2022 Joint Primary Runoff Election
May 24, 2022

UNOFFICIAL RESULTS

Bexar County

3046

DEM District Clerk County Races

Vote For 1

	TOTAL	Election Day	Absentee	Early Voting
Gloria A. Martinez	40	16	11	13
Christine "Chris" Castillo	99	23	21	55

RETRIEVED FROM DEMOCRACYDOCKET.COM

Summary Results Report
May 24, 2022 Joint Primary Runoff Election
May 24, 2022

UNOFFICIAL RESULTS

Bexar County

3047

Statistics

	TOTAL	Election Day	Absentee	Early Voting
Registered Voters - Total	1,851			
Ballots Cast - Total	336	141	47	148
Ballots Cast - Democratic Party	180	70	33	77
Voter Turnout - Total	18.15%			

DEM United States Representative, District 21 United States Representative, District 21

Vote For 1

	TOTAL	Election Day	Absentee	Early Voting
Claudia Andreana Zapata	98	41	19	38
Ricardo Villarreal	62	24	13	25

DEM Lieutenant Governor

Vote For 1

	TOTAL	Election Day	Absentee	Early Voting
Michelle Beckley	48	24	12	12
Mike Collier	119	43	20	56

DEM Attorney General

Vote For 1

	TOTAL	Election Day	Absentee	Early Voting
Rochelle Mercedes Garza	117	50	23	44
Joe Jaworski	50	15	9	26

DEM Comptroller of Public Accounts

Vote For 1

	TOTAL	Election Day	Absentee	Early Voting
Angel Luis Vega	41	16	6	19
Janet T. Dudding	114	45	25	44

DEM Commissioner of the General Land Office

Vote For 1

	TOTAL	Election Day	Absentee	Early Voting
Sandragrace Martinez	60	24	17	19
Jay Kleberg	108	40	16	52

DEM County Judge County Races

Vote For 1

	TOTAL	Election Day	Absentee	Early Voting
Ina Minjarez	47	20	9	18
Peter Sakai	129	48	23	58

DEM Judge, County Court at Law No. 2 County Races

Vote For 1

	TOTAL	Election Day	Absentee	Early Voting
Melissa Saenz	96	38	22	36
Maria Teresa Garcia	55	16	9	30

Summary Results Report
May 24, 2022 Joint Primary Runoff Election
May 24, 2022

UNOFFICIAL RESULTS

Bexar County

3047

DEM District Clerk County Races

Vote For 1

	TOTAL	Election Day	Absentee	Early Voting
Gloria A. Martinez	60	22	18	20
Christine "Chris" Castillo	97	36	13	48

RETRIEVED FROM DEMOCRACYDOCKET.COM

Summary Results Report
May 24, 2022 Joint Primary Runoff Election
May 24, 2022

UNOFFICIAL RESULTS

Bexar County

3048

Statistics

	TOTAL	Election Day	Absentee	Early Voting
Registered Voters - Total	1,666			
Ballots Cast - Total	331	97	70	164
Ballots Cast - Democratic Party	181	50	36	95
Voter Turnout - Total	19.87%			

DEM United States Representative, District 21 United States Representative, District 21

Vote For 1

	TOTAL	Election Day	Absentee	Early Voting
Claudia Andreana Zapata	106	28	19	59
Ricardo Villarreal	63	18	17	28

DEM Lieutenant Governor

Vote For 1

	TOTAL	Election Day	Absentee	Early Voting
Michelle Beckley	57	19	9	29
Mike Collier	114	27	27	60

DEM Attorney General

Vote For 1

	TOTAL	Election Day	Absentee	Early Voting
Rochelle Mercedes Garza	124	36	28	60
Joe Jaworski	43	10	7	26

DEM Comptroller of Public Accounts

Vote For 1

	TOTAL	Election Day	Absentee	Early Voting
Angel Luis Vega	42	10	7	25
Janet T. Dudding	121	34	28	59

DEM Commissioner of the General Land Office

Vote For 1

	TOTAL	Election Day	Absentee	Early Voting
Sandragrace Martinez	49	16	10	23
Jay Kleberg	116	27	26	63

DEM County Judge County Races

Vote For 1

	TOTAL	Election Day	Absentee	Early Voting
Ina Minjarez	44	15	3	26
Peter Sakai	135	33	33	69

DEM Judge, County Court at Law No. 2 County Races

Vote For 1

	TOTAL	Election Day	Absentee	Early Voting
Melissa Saenz	112	31	25	56
Maria Teresa Garcia	53	15	11	27

Summary Results Report
May 24, 2022 Joint Primary Runoff Election
May 24, 2022

UNOFFICIAL RESULTS

Bexar County

3048

DEM District Clerk County Races

Vote For 1

	TOTAL	Election Day	Absentee	Early Voting
Gloria A. Martinez	52	14	8	30
Christine "Chris" Castillo	111	29	26	56

RETRIEVED FROM DEMOCRACYDOCKET.COM

Summary Results Report
May 24, 2022 Joint Primary Runoff Election
May 24, 2022

UNOFFICIAL RESULTS

Bexar County

3049

Statistics

	TOTAL	Election Day	Absentee	Early Voting
Registered Voters - Total	2,127			
Ballots Cast - Total	463	182	70	211
Ballots Cast - Democratic Party	228	70	39	119
Voter Turnout - Total	21.77%			

DEM United States Representative, District 21 United States Representative, District 21

Vote For 1

	TOTAL	Election Day	Absentee	Early Voting
Claudia Andreana Zapata	123	39	18	66
Ricardo Villarreal	79	22	19	38

DEM Lieutenant Governor

Vote For 1

	TOTAL	Election Day	Absentee	Early Voting
Michelle Beckley	50	20	8	22
Mike Collier	157	42	30	85

DEM Attorney General

Vote For 1

	TOTAL	Election Day	Absentee	Early Voting
Rochelle Mercedes Garza	133	40	19	74
Joe Jaworski	70	21	20	29

DEM Comptroller of Public Accounts

Vote For 1

	TOTAL	Election Day	Absentee	Early Voting
Angel Luis Vega	42	14	4	24
Janet T. Dudding	150	42	33	75

DEM Commissioner of the General Land Office

Vote For 1

	TOTAL	Election Day	Absentee	Early Voting
Sandragrace Martinez	53	17	8	28
Jay Kleberg	154	43	30	81

DEM County Judge County Races

Vote For 1

	TOTAL	Election Day	Absentee	Early Voting
Ina Minjarez	58	19	5	34
Peter Sakai	168	50	34	84

DEM Judge, County Court at Law No. 2 County Races

Vote For 1

	TOTAL	Election Day	Absentee	Early Voting
Melissa Saenz	136	38	26	72
Maria Teresa Garcia	57	18	10	29

Summary Results Report
May 24, 2022 Joint Primary Runoff Election
May 24, 2022

UNOFFICIAL RESULTS

Bexar County

3049

DEM District Clerk County Races

Vote For 1

	TOTAL	Election Day	Absentee	Early Voting
Gloria A. Martinez	78	26	13	39
Christine "Chris" Castillo	116	29	21	66

RETRIEVED FROM DEMOCRACYDOCKET.COM

Summary Results Report
May 24, 2022 Joint Primary Runoff Election
May 24, 2022

UNOFFICIAL RESULTS

Bexar County

3050

Statistics

	TOTAL	Election Day	Absentee	Early Voting
Registered Voters - Total	1,139			
Ballots Cast - Total	209	56	66	87
Ballots Cast - Democratic Party	94	27	28	39
Voter Turnout - Total	18.35%			

DEM United States Representative, District 21 United States Representative, District 21

Vote For 1

	TOTAL	Election Day	Absentee	Early Voting
Claudia Andreana Zapata	38	8	11	19
Ricardo Villarreal	41	13	15	13

DEM Lieutenant Governor

Vote For 1

	TOTAL	Election Day	Absentee	Early Voting
Michelle Beckley	25	3	8	14
Mike Collier	62	20	18	24

DEM Attorney General

Vote For 1

	TOTAL	Election Day	Absentee	Early Voting
Rochelle Mercedes Garza	50	9	18	23
Joe Jaworski	33	11	9	13

DEM Comptroller of Public Accounts

Vote For 1

	TOTAL	Election Day	Absentee	Early Voting
Angel Luis Vega	24	6	8	10
Janet T. Dudding	52	14	17	21

DEM Commissioner of the General Land Office

Vote For 1

	TOTAL	Election Day	Absentee	Early Voting
Sandragrace Martinez	38	4	13	21
Jay Kleberg	45	16	13	16

DEM County Judge County Races

Vote For 1

	TOTAL	Election Day	Absentee	Early Voting
Ina Minjarez	27	7	12	8
Peter Sakai	65	19	15	31

DEM Judge, County Court at Law No. 2 County Races

Vote For 1

	TOTAL	Election Day	Absentee	Early Voting
Melissa Saenz	47	13	13	21
Maria Teresa Garcia	31	7	12	12

Summary Results Report
May 24, 2022 Joint Primary Runoff Election
May 24, 2022

UNOFFICIAL RESULTS

Bexar County

3050

DEM District Clerk County Races

Vote For 1

	TOTAL	Election Day	Absentee	Early Voting
Gloria A. Martinez	29	5	13	11
Christine "Chris" Castillo	51	15	12	24

RETRIEVED FROM DEMOCRACYDOCKET.COM

Summary Results Report
May 24, 2022 Joint Primary Runoff Election
May 24, 2022

UNOFFICIAL RESULTS

Bexar County

3051

Statistics

	TOTAL	Election Day	Absentee	Early Voting
Registered Voters - Total	381			
Ballots Cast - Total	85	61	5	19
Ballots Cast - Democratic Party	31	25	3	3
Voter Turnout - Total	22.31%			

DEM Lieutenant Governor

Vote For 1

	TOTAL	Election Day	Absentee	Early Voting
Michelle Beckley	16	13	1	2
Mike Collier	14	11	2	1

DEM Attorney General

Vote For 1

	TOTAL	Election Day	Absentee	Early Voting
Rochelle Mercedes Garza	25	23	1	1
Joe Jaworski	5	1	2	2

DEM Comptroller of Public Accounts

Vote For 1

	TOTAL	Election Day	Absentee	Early Voting
Angel Luis Vega	1	1	0	0
Janet T. Dudding	26	21	3	2

DEM Commissioner of the General Land Office

Vote For 1

	TOTAL	Election Day	Absentee	Early Voting
Sandragrace Martinez	10	8	1	1
Jay Kleberg	18	15	2	1

DEM Member, State Board of Education, District 1 State Board of Education, District 1

Vote For 1

	TOTAL	Election Day	Absentee	Early Voting
Melissa N. Ortega	18	16	2	0
Laura Marquez	10	7	1	2

DEM County Judge County Races

Vote For 1

	TOTAL	Election Day	Absentee	Early Voting
Ina Minjarez	11	9	0	2
Peter Sakai	19	15	3	1

DEM Judge, County Court at Law No. 2 County Races

Vote For 1

	TOTAL	Election Day	Absentee	Early Voting
Melissa Saenz	21	17	2	2
Maria Teresa Garcia	7	6	1	0

Summary Results Report
May 24, 2022 Joint Primary Runoff Election
May 24, 2022

UNOFFICIAL RESULTS

Bexar County

3051

DEM District Clerk County Races

Vote For 1

	TOTAL	Election Day	Absentee	Early Voting
Gloria A. Martinez	12	9	1	2
Christine "Chris" Castillo	16	14	2	0

RETRIEVED FROM DEMOCRACYDOCKET.COM

Summary Results Report
May 24, 2022 Joint Primary Runoff Election
May 24, 2022

UNOFFICIAL RESULTS

Bexar County

3052

Statistics

	TOTAL	Election Day	Absentee	Early Voting
Registered Voters - Total	1,488			
Ballots Cast - Total	105	56	14	35
Ballots Cast - Democratic Party	40	17	3	20
Voter Turnout - Total	7.06%			

DEM United States Representative, District 21 United States Representative, District 21

Vote For 1

	TOTAL	Election Day	Absentee	Early Voting
Claudia Andreana Zapata	26	11	1	14
Ricardo Villarreal	12	4	2	6

DEM Lieutenant Governor

Vote For 1

	TOTAL	Election Day	Absentee	Early Voting
Michelle Beckley	19	8	0	11
Mike Collier	20	8	3	9

DEM Attorney General

Vote For 1

	TOTAL	Election Day	Absentee	Early Voting
Rochelle Mercedes Garza	28	10	2	16
Joe Jaworski	10	5	1	4

DEM Comptroller of Public Accounts

Vote For 1

	TOTAL	Election Day	Absentee	Early Voting
Angel Luis Vega	11	9	0	2
Janet T. Dudding	26	5	3	18

DEM Commissioner of the General Land Office

Vote For 1

	TOTAL	Election Day	Absentee	Early Voting
Sandragrace Martinez	21	10	0	11
Jay Kleberg	17	5	3	9

DEM County Judge County Races

Vote For 1

	TOTAL	Election Day	Absentee	Early Voting
Ina Minjarez	13	7	2	4
Peter Sakai	26	9	1	16

DEM Judge, County Court at Law No. 2 County Races

Vote For 1

	TOTAL	Election Day	Absentee	Early Voting
Melissa Saenz	23	7	2	14
Maria Teresa Garcia	11	6	0	5

Summary Results Report
May 24, 2022 Joint Primary Runoff Election
May 24, 2022

UNOFFICIAL RESULTS

Bexar County

3052

DEM District Clerk County Races

Vote For 1

	TOTAL	Election Day	Absentee	Early Voting
Gloria A. Martinez	18	8	0	10
Christine "Chris" Castillo	17	6	2	9

RETRIEVED FROM DEMOCRACYDOCKET.COM

Summary Results Report
May 24, 2022 Joint Primary Runoff Election
May 24, 2022

UNOFFICIAL RESULTS

Bexar County

3053

Statistics

	TOTAL	Election Day	Absentee	Early Voting
Registered Voters - Total	2,027			
Ballots Cast - Total	340	78	132	130
Ballots Cast - Democratic Party	151	31	63	57
Voter Turnout - Total	16.77%			

DEM United States Representative, District 21 United States Representative, District 21

Vote For 1

	TOTAL	Election Day	Absentee	Early Voting
Claudia Andreana Zapata	77	19	31	27
Ricardo Villarreal	63	6	29	28

DEM Lieutenant Governor

Vote For 1

	TOTAL	Election Day	Absentee	Early Voting
Michelle Beckley	41	12	10	19
Mike Collier	102	15	50	37

DEM Attorney General

Vote For 1

	TOTAL	Election Day	Absentee	Early Voting
Rochelle Mercedes Garza	103	19	46	38
Joe Jaworski	38	7	14	17

DEM Comptroller of Public Accounts

Vote For 1

	TOTAL	Election Day	Absentee	Early Voting
Angel Luis Vega	30	7	5	18
Janet T. Dudding	104	16	53	35

DEM Commissioner of the General Land Office

Vote For 1

	TOTAL	Election Day	Absentee	Early Voting
Sandragrace Martinez	31	8	7	16
Jay Kleberg	114	18	55	41

DEM County Judge County Races

Vote For 1

	TOTAL	Election Day	Absentee	Early Voting
Ina Minjarez	49	17	12	20
Peter Sakai	98	11	50	37

DEM Judge, County Court at Law No. 2 County Races

Vote For 1

	TOTAL	Election Day	Absentee	Early Voting
Melissa Saenz	94	13	47	34
Maria Teresa Garcia	40	9	10	21

Summary Results Report
May 24, 2022 Joint Primary Runoff Election
May 24, 2022

UNOFFICIAL RESULTS

Bexar County

3053

DEM District Clerk County Races

Vote For 1

	TOTAL	Election Day	Absentee	Early Voting
Gloria A. Martinez	45	7	18	20
Christine "Chris" Castillo	86	15	36	35

RETRIEVED FROM DEMOCRACYDOCKET.COM

Summary Results Report
May 24, 2022 Joint Primary Runoff Election
May 24, 2022

UNOFFICIAL RESULTS

Bexar County

3054

Statistics

	TOTAL	Election Day	Absentee	Early Voting
Registered Voters - Total	121			
Ballots Cast - Total	9	5	0	4
Ballots Cast - Democratic Party	7	4	0	3
Voter Turnout - Total	7.44%			

DEM Lieutenant Governor

Vote For 1

	TOTAL	Election Day	Absentee	Early Voting
Michelle Beckley	5	3	0	2
Mike Collier	2	1	0	1

DEM Attorney General

Vote For 1

	TOTAL	Election Day	Absentee	Early Voting
Rochelle Mercedes Garza	7	4	0	3
Joe Jaworski	0	0	0	0

DEM Comptroller of Public Accounts

Vote For 1

	TOTAL	Election Day	Absentee	Early Voting
Angel Luis Vega	3	1	0	2
Janet T. Dudding	3	3	0	0

DEM Commissioner of the General Land Office

Vote For 1

	TOTAL	Election Day	Absentee	Early Voting
Sandragrace Martinez	4	2	0	2
Jay Kleberg	3	2	0	1

DEM County Judge County Races

Vote For 1

	TOTAL	Election Day	Absentee	Early Voting
Ina Minjarez	6	4	0	2
Peter Sakai	1	0	0	1

DEM Judge, County Court at Law No. 2 County Races

Vote For 1

	TOTAL	Election Day	Absentee	Early Voting
Melissa Saenz	3	3	0	0
Maria Teresa Garcia	2	0	0	2

DEM District Clerk County Races

Vote For 1

	TOTAL	Election Day	Absentee	Early Voting
Gloria A. Martinez	3	2	0	1
Christine "Chris" Castillo	3	2	0	1

Summary Results Report
May 24, 2022 Joint Primary Runoff Election
May 24, 2022

UNOFFICIAL RESULTS

Bexar County

3055

Statistics

	TOTAL	Election Day	Absentee	Early Voting
Registered Voters - Total	3,576			
Ballots Cast - Total	416	178	64	174
Ballots Cast - Democratic Party	76	36	18	22
Voter Turnout - Total	11.63%			

DEM Lieutenant Governor

Vote For 1

	TOTAL	Election Day	Absentee	Early Voting
Michelle Beckley	26	20	2	4
Mike Collier	47	14	16	17

DEM Attorney General

Vote For 1

	TOTAL	Election Day	Absentee	Early Voting
Rochelle Mercedes Garza	53	28	13	12
Joe Jaworski	22	7	5	10

DEM Comptroller of Public Accounts

Vote For 1

	TOTAL	Election Day	Absentee	Early Voting
Angel Luis Vega	27	14	4	9
Janet T. Dudding	45	18	14	13

DEM Commissioner of the General Land Office

Vote For 1

	TOTAL	Election Day	Absentee	Early Voting
Sandragrace Martinez	33	20	4	9
Jay Kleberg	43	16	14	13

DEM Member, State Board of Education, District 1 State Board of Education, District 1

Vote For 1

	TOTAL	Election Day	Absentee	Early Voting
Melissa N. Ortega	47	19	14	14
Laura Marquez	23	14	3	6

DEM County Judge County Races

Vote For 1

	TOTAL	Election Day	Absentee	Early Voting
Ina Minjarez	35	20	10	5
Peter Sakai	39	14	8	17

DEM Judge, County Court at Law No. 2 County Races

Vote For 1

	TOTAL	Election Day	Absentee	Early Voting
Melissa Saenz	38	17	8	13
Maria Teresa Garcia	32	16	8	8

Summary Results Report
May 24, 2022 Joint Primary Runoff Election
May 24, 2022

UNOFFICIAL RESULTS

Bexar County

3055

DEM District Clerk County Races

Vote For 1

	TOTAL	Election Day	Absentee	Early Voting
Gloria A. Martinez	35	19	8	8
Christine "Chris" Castillo	35	14	8	13

RETRIEVED FROM DEMOCRACYDOCKET.COM

Summary Results Report
May 24, 2022 Joint Primary Runoff Election
May 24, 2022

UNOFFICIAL RESULTS

Bexar County

3056

Statistics

	TOTAL	Election Day	Absentee	Early Voting
Registered Voters - Total	2,288			
Ballots Cast - Total	147	62	12	73
Ballots Cast - Democratic Party	89	32	10	47
Voter Turnout - Total	6.42%			

DEM Lieutenant Governor

Vote For 1

	TOTAL	Election Day	Absentee	Early Voting
Michelle Beckley	46	20	3	23
Mike Collier	38	12	7	19

DEM Attorney General

Vote For 1

	TOTAL	Election Day	Absentee	Early Voting
Rochelle Mercedes Garza	58	22	7	29
Joe Jaworski	29	10	3	16

DEM Comptroller of Public Accounts

Vote For 1

	TOTAL	Election Day	Absentee	Early Voting
Angel Luis Vega	38	15	2	21
Janet T. Dudding	43	17	8	18

DEM Commissioner of the General Land Office

Vote For 1

	TOTAL	Election Day	Absentee	Early Voting
Sandragrace Martinez	49	21	4	24
Jay Kleberg	33	10	6	17

DEM Member, State Board of Education, District 1 State Board of Education, District 1

Vote For 1

	TOTAL	Election Day	Absentee	Early Voting
Melissa N. Ortega	48	19	4	25
Laura Marquez	32	12	6	14

DEM County Judge County Races

Vote For 1

	TOTAL	Election Day	Absentee	Early Voting
Ina Minjarez	29	14	2	13
Peter Sakai	59	18	8	33

DEM Judge, County Court at Law No. 2 County Races

Vote For 1

	TOTAL	Election Day	Absentee	Early Voting
Melissa Saenz	44	13	8	23
Maria Teresa Garcia	39	18	2	19

Summary Results Report
May 24, 2022 Joint Primary Runoff Election
May 24, 2022

UNOFFICIAL RESULTS

Bexar County

3056

DEM District Clerk County Races

Vote For 1

	TOTAL	Election Day	Absentee	Early Voting
Gloria A. Martinez	48	18	5	25
Christine "Chris" Castillo	35	12	5	18

RETRIEVED FROM DEMOCRACYDOCKET.COM

Summary Results Report
May 24, 2022 Joint Primary Runoff Election
May 24, 2022

UNOFFICIAL RESULTS

Bexar County

3057

Statistics

	TOTAL	Election Day	Absentee	Early Voting
Registered Voters - Total	607			
Ballots Cast - Total	110	28	19	63
Ballots Cast - Democratic Party	43	12	14	17
Voter Turnout - Total	18.12%			

DEM United States Representative, District 21 United States Representative, District 21

Vote For 1

	TOTAL	Election Day	Absentee	Early Voting
Claudia Andreana Zapata	19	8	4	7
Ricardo Villarreal	19	3	7	9

DEM Lieutenant Governor

Vote For 1

	TOTAL	Election Day	Absentee	Early Voting
Michelle Beckley	6	3	0	3
Mike Collier	34	8	13	13

DEM Attorney General

Vote For 1

	TOTAL	Election Day	Absentee	Early Voting
Rochelle Mercedes Garza	21	4	8	9
Joe Jaworski	18	6	5	7

DEM Comptroller of Public Accounts

Vote For 1

	TOTAL	Election Day	Absentee	Early Voting
Angel Luis Vega	14	5	5	4
Janet T. Dudding	26	6	8	12

DEM Commissioner of the General Land Office

Vote For 1

	TOTAL	Election Day	Absentee	Early Voting
Sandragrace Martinez	11	4	3	4
Jay Kleberg	29	7	10	12

DEM County Judge County Races

Vote For 1

	TOTAL	Election Day	Absentee	Early Voting
Ina Minjarez	14	1	7	6
Peter Sakai	28	11	6	11

DEM Judge, County Court at Law No. 2 County Races

Vote For 1

	TOTAL	Election Day	Absentee	Early Voting
Melissa Saenz	24	7	6	11
Maria Teresa Garcia	9	3	2	4

Summary Results Report
May 24, 2022 Joint Primary Runoff Election
May 24, 2022

UNOFFICIAL RESULTS

Bexar County

3057

DEM District Clerk County Races

Vote For 1

	TOTAL	Election Day	Absentee	Early Voting
Gloria A. Martinez	11	5	4	2
Christine "Chris" Castillo	27	6	7	14

RETRIEVED FROM DEMOCRACYDOCKET.COM

Summary Results Report
May 24, 2022 Joint Primary Runoff Election
May 24, 2022

UNOFFICIAL RESULTS

Bexar County

3058

Statistics

	TOTAL	Election Day	Absentee	Early Voting
Registered Voters - Total	3,776			
Ballots Cast - Total	238	87	33	118
Ballots Cast - Democratic Party	135	53	23	59
Voter Turnout - Total	6.30%			

DEM Lieutenant Governor

Vote For 1

	TOTAL	Election Day	Absentee	Early Voting
Michelle Beckley	69	32	8	29
Mike Collier	59	18	14	27

DEM Attorney General

Vote For 1

	TOTAL	Election Day	Absentee	Early Voting
Rochelle Mercedes Garza	91	45	11	35
Joe Jaworski	39	7	12	20

DEM Comptroller of Public Accounts

Vote For 1

	TOTAL	Election Day	Absentee	Early Voting
Angel Luis Vega	47	20	2	25
Janet T. Dudding	72	26	21	25

DEM Commissioner of the General Land Office

Vote For 1

	TOTAL	Election Day	Absentee	Early Voting
Sandragrace Martinez	65	30	7	28
Jay Kleberg	56	16	16	24

DEM Member, State Board of Education, District 1 State Board of Education, District 1

Vote For 1

	TOTAL	Election Day	Absentee	Early Voting
Melissa N. Ortega	81	37	15	29
Laura Marquez	36	8	8	20

DEM County Judge County Races

Vote For 1

	TOTAL	Election Day	Absentee	Early Voting
Ina Minjarez	59	29	10	20
Peter Sakai	69	22	13	34

DEM Judge, County Court at Law No. 2 County Races

Vote For 1

	TOTAL	Election Day	Absentee	Early Voting
Melissa Saenz	76	26	11	39
Maria Teresa Garcia	42	19	10	13

Summary Results Report
May 24, 2022 Joint Primary Runoff Election
May 24, 2022

UNOFFICIAL RESULTS

Bexar County

3058

DEM District Clerk County Races

Vote For 1

	TOTAL	Election Day	Absentee	Early Voting
Gloria A. Martinez	66	32	11	23
Christine "Chris" Castillo	54	15	12	27

RETRIEVED FROM DEMOCRACYDOCKET.COM

Summary Results Report
May 24, 2022 Joint Primary Runoff Election
May 24, 2022

UNOFFICIAL RESULTS

Bexar County

3059

Statistics

	TOTAL	Election Day	Absentee	Early Voting
Registered Voters - Total	2,200			
Ballots Cast - Total	191	90	31	70
Ballots Cast - Democratic Party	81	32	20	29
Voter Turnout - Total	8.68%			

DEM United States Representative, District 21 United States Representative, District 21

Vote For 1

	TOTAL	Election Day	Absentee	Early Voting
Claudia Andreana Zapata	48	18	14	16
Ricardo Villarreal	28	10	5	13

DEM Lieutenant Governor

Vote For 1

	TOTAL	Election Day	Absentee	Early Voting
Michelle Beckley	41	18	9	14
Mike Collier	39	13	11	15

DEM Attorney General

Vote For 1

	TOTAL	Election Day	Absentee	Early Voting
Rochelle Mercedes Garza	61	25	13	23
Joe Jaworski	18	5	7	6

DEM Comptroller of Public Accounts

Vote For 1

	TOTAL	Election Day	Absentee	Early Voting
Angel Luis Vega	28	9	6	13
Janet T. Dudding	46	18	13	15

DEM Commissioner of the General Land Office

Vote For 1

	TOTAL	Election Day	Absentee	Early Voting
Sandragrace Martinez	45	19	11	15
Jay Kleberg	33	10	9	14

DEM County Judge County Races

Vote For 1

	TOTAL	Election Day	Absentee	Early Voting
Ina Minjarez	36	15	9	12
Peter Sakai	44	16	11	17

DEM Judge, County Court at Law No. 2 County Races

Vote For 1

	TOTAL	Election Day	Absentee	Early Voting
Melissa Saenz	39	11	12	16
Maria Teresa Garcia	31	14	7	10

Summary Results Report
May 24, 2022 Joint Primary Runoff Election
May 24, 2022

UNOFFICIAL RESULTS

Bexar County

3059

DEM District Clerk County Races

Vote For 1

	TOTAL	Election Day	Absentee	Early Voting
Gloria A. Martinez	35	18	10	7
Christine "Chris" Castillo	37	9	9	19

RETRIEVED FROM DEMOCRACYDOCKET.COM

Summary Results Report
May 24, 2022 Joint Primary Runoff Election
May 24, 2022

UNOFFICIAL RESULTS

Bexar County

3060

Statistics

	TOTAL	Election Day	Absentee	Early Voting
Registered Voters - Total	1,983			
Ballots Cast - Total	294	124	61	109
Ballots Cast - Democratic Party	157	57	29	71
Voter Turnout - Total	14.83%			

DEM United States Representative, District 21 United States Representative, District 21

Vote For 1

	TOTAL	Election Day	Absentee	Early Voting
Claudia Andreana Zapata	104	37	18	49
Ricardo Villarreal	46	17	10	19

DEM Lieutenant Governor

Vote For 1

	TOTAL	Election Day	Absentee	Early Voting
Michelle Beckley	65	21	14	30
Mike Collier	85	32	14	39

DEM Attorney General

Vote For 1

	TOTAL	Election Day	Absentee	Early Voting
Rochelle Mercedes Garza	101	39	20	42
Joe Jaworski	51	15	8	28

DEM Comptroller of Public Accounts

Vote For 1

	TOTAL	Election Day	Absentee	Early Voting
Angel Luis Vega	51	22	8	21
Janet T. Dudding	93	28	20	45

DEM Commissioner of the General Land Office

Vote For 1

	TOTAL	Election Day	Absentee	Early Voting
Sandragrace Martinez	58	25	10	23
Jay Kleberg	89	28	17	44

DEM County Judge County Races

Vote For 1

	TOTAL	Election Day	Absentee	Early Voting
Ina Minjarez	50	23	8	19
Peter Sakai	106	34	20	52

DEM Judge, County Court at Law No. 2 County Races

Vote For 1

	TOTAL	Election Day	Absentee	Early Voting
Melissa Saenz	88	32	18	38
Maria Teresa Garcia	54	19	8	27

Summary Results Report
May 24, 2022 Joint Primary Runoff Election
May 24, 2022

UNOFFICIAL RESULTS

Bexar County

3060

DEM District Clerk County Races

Vote For 1

	TOTAL	Election Day	Absentee	Early Voting
Gloria A. Martinez	70	30	12	28
Christine "Chris" Castillo	76	22	15	39

RETRIEVED FROM DEMOCRACYDOCKET.COM

Summary Results Report
May 24, 2022 Joint Primary Runoff Election
May 24, 2022

UNOFFICIAL RESULTS

Bexar County

3061

Statistics

	TOTAL	Election Day	Absentee	Early Voting
Registered Voters - Total	2,064			
Ballots Cast - Total	208	71	38	99
Ballots Cast - Democratic Party	122	45	14	63
Voter Turnout - Total	10.08%			

DEM United States Representative, District 21 United States Representative, District 21

Vote For 1

	TOTAL	Election Day	Absentee	Early Voting
Claudia Andreana Zapata	87	33	8	46
Ricardo Villarreal	27	9	4	14

DEM Lieutenant Governor

Vote For 1

	TOTAL	Election Day	Absentee	Early Voting
Michelle Beckley	62	27	4	31
Mike Collier	55	17	9	29

DEM Attorney General

Vote For 1

	TOTAL	Election Day	Absentee	Early Voting
Rochelle Mercedes Garza	88	30	9	49
Joe Jaworski	27	13	3	11

DEM Comptroller of Public Accounts

Vote For 1

	TOTAL	Election Day	Absentee	Early Voting
Angel Luis Vega	47	17	5	25
Janet T. Dudding	65	25	7	33

DEM Commissioner of the General Land Office

Vote For 1

	TOTAL	Election Day	Absentee	Early Voting
Sandragrace Martinez	79	30	9	40
Jay Kleberg	38	13	3	22

DEM County Judge County Races

Vote For 1

	TOTAL	Election Day	Absentee	Early Voting
Ina Minjarez	37	19	3	15
Peter Sakai	82	25	11	46

DEM Judge, County Court at Law No. 2 County Races

Vote For 1

	TOTAL	Election Day	Absentee	Early Voting
Melissa Saenz	53	22	6	25
Maria Teresa Garcia	60	19	6	35

Summary Results Report
May 24, 2022 Joint Primary Runoff Election
May 24, 2022

UNOFFICIAL RESULTS

Bexar County

3061

DEM District Clerk County Races

Vote For 1

	TOTAL	Election Day	Absentee	Early Voting
Gloria A. Martinez	62	25	8	29
Christine "Chris" Castillo	51	16	4	31

RETRIEVED FROM DEMOCRACYDOCKET.COM

Summary Results Report
May 24, 2022 Joint Primary Runoff Election
May 24, 2022

UNOFFICIAL RESULTS

Bexar County

3062

Statistics

	TOTAL	Election Day	Absentee	Early Voting
Registered Voters - Total	40			
Ballots Cast - Total	6	2	1	3
Ballots Cast - Democratic Party	3	1	1	1
Voter Turnout - Total	15.00%			

DEM United States Representative, District 21 United States Representative, District 21

Vote For 1

	TOTAL	Election Day	Absentee	Early Voting
Claudia Andreana Zapata	3	1	1	1
Ricardo Villarreal	0	0	0	0

DEM Lieutenant Governor

Vote For 1

	TOTAL	Election Day	Absentee	Early Voting
Michelle Beckley	2	1	0	1
Mike Collier	1	0	1	0

DEM Attorney General

Vote For 1

	TOTAL	Election Day	Absentee	Early Voting
Rochelle Mercedes Garza	2	1	0	1
Joe Jaworski	1	0	1	0

DEM Comptroller of Public Accounts

Vote For 1

	TOTAL	Election Day	Absentee	Early Voting
Angel Luis Vega	1	1	0	0
Janet T. Dudding	2	0	1	1

DEM Commissioner of the General Land Office

Vote For 1

	TOTAL	Election Day	Absentee	Early Voting
Sandragrace Martinez	2	1	0	1
Jay Kleberg	1	0	1	0

DEM County Judge County Races

Vote For 1

	TOTAL	Election Day	Absentee	Early Voting
Ina Minjarez	2	1	0	1
Peter Sakai	1	0	1	0

DEM Judge, County Court at Law No. 2 County Races

Vote For 1

	TOTAL	Election Day	Absentee	Early Voting
Melissa Saenz	1	0	1	0
Maria Teresa Garcia	2	1	0	1

Summary Results Report
May 24, 2022 Joint Primary Runoff Election
May 24, 2022

UNOFFICIAL RESULTS

Bexar County

3062

DEM District Clerk County Races

Vote For 1

	TOTAL	Election Day	Absentee	Early Voting
Gloria A. Martinez	2	1	0	1
Christine "Chris" Castillo	1	0	1	0

RETRIEVED FROM DEMOCRACYDOCKET.COM

Summary Results Report
May 24, 2022 Joint Primary Runoff Election
May 24, 2022

UNOFFICIAL RESULTS

Bexar County

3063

Statistics

	TOTAL	Election Day	Absentee	Early Voting
Registered Voters - Total	1,961			
Ballots Cast - Total	304	144	45	115
Ballots Cast - Democratic Party	171	75	28	68
Voter Turnout - Total	15.50%			

DEM United States Representative, District 21 United States Representative, District 21

Vote For 1

	TOTAL	Election Day	Absentee	Early Voting
Claudia Andreana Zapata	106	51	8	47
Ricardo Villarreal	57	18	20	19

DEM Lieutenant Governor

Vote For 1

	TOTAL	Election Day	Absentee	Early Voting
Michelle Beckley	63	30	8	25
Mike Collier	103	43	20	40

DEM Attorney General

Vote For 1

	TOTAL	Election Day	Absentee	Early Voting
Rochelle Mercedes Garza	112	53	15	44
Joe Jaworski	54	21	13	20

DEM Comptroller of Public Accounts

Vote For 1

	TOTAL	Election Day	Absentee	Early Voting
Angel Luis Vega	56	30	2	24
Janet T. Dudding	100	38	25	37

DEM Commissioner of the General Land Office

Vote For 1

	TOTAL	Election Day	Absentee	Early Voting
Sandragrace Martinez	73	39	3	31
Jay Kleberg	88	32	24	32

DEM County Judge County Races

Vote For 1

	TOTAL	Election Day	Absentee	Early Voting
Ina Minjarez	64	30	8	26
Peter Sakai	105	43	20	42

DEM Judge, County Court at Law No. 2 County Races

Vote For 1

	TOTAL	Election Day	Absentee	Early Voting
Melissa Saenz	96	43	20	33
Maria Teresa Garcia	57	25	7	25

Summary Results Report
May 24, 2022 Joint Primary Runoff Election
May 24, 2022

UNOFFICIAL RESULTS

Bexar County

3063

DEM District Clerk County Races

Vote For 1

	TOTAL	Election Day	Absentee	Early Voting
Gloria A. Martinez	67	28	11	28
Christine "Chris" Castillo	88	40	16	32

RETRIEVED FROM DEMOCRACYDOCKET.COM

Summary Results Report
May 24, 2022 Joint Primary Runoff Election
May 24, 2022

UNOFFICIAL RESULTS

Bexar County

3064

Statistics

	TOTAL	Election Day	Absentee	Early Voting
Registered Voters - Total	417			
Ballots Cast - Total	76	42	11	23
Ballots Cast - Democratic Party	44	20	5	19
Voter Turnout - Total	18.23%			

DEM United States Representative, District 21 United States Representative, District 21

Vote For 1

	TOTAL	Election Day	Absentee	Early Voting
Claudia Andreana Zapata	23	11	4	8
Ricardo Villarreal	18	6	1	11

DEM Lieutenant Governor

Vote For 1

	TOTAL	Election Day	Absentee	Early Voting
Michelle Beckley	17	5	3	9
Mike Collier	24	12	2	10

DEM Attorney General

Vote For 1

	TOTAL	Election Day	Absentee	Early Voting
Rochelle Mercedes Garza	25	9	3	13
Joe Jaworski	16	8	2	6

DEM Comptroller of Public Accounts

Vote For 1

	TOTAL	Election Day	Absentee	Early Voting
Angel Luis Vega	12	8	1	3
Janet T. Dudding	27	8	4	15

DEM Commissioner of the General Land Office

Vote For 1

	TOTAL	Election Day	Absentee	Early Voting
Sandragrace Martinez	17	10	3	4
Jay Kleberg	22	6	2	14

DEM County Judge County Races

Vote For 1

	TOTAL	Election Day	Absentee	Early Voting
Ina Minjarez	14	6	4	4
Peter Sakai	29	13	1	15

DEM Judge, County Court at Law No. 2 County Races

Vote For 1

	TOTAL	Election Day	Absentee	Early Voting
Melissa Saenz	23	9	5	9
Maria Teresa Garcia	18	10	0	8

Summary Results Report
May 24, 2022 Joint Primary Runoff Election
May 24, 2022

UNOFFICIAL RESULTS

Bexar County

3064

DEM District Clerk County Races

Vote For 1

	TOTAL	Election Day	Absentee	Early Voting
Gloria A. Martinez	17	8	2	7
Christine "Chris" Castillo	23	9	3	11

RETRIEVED FROM DEMOCRACYDOCKET.COM

Summary Results Report
May 24, 2022 Joint Primary Runoff Election
May 24, 2022

UNOFFICIAL RESULTS

Bexar County

3065

Statistics

	TOTAL	Election Day	Absentee	Early Voting
Registered Voters - Total	3,558			
Ballots Cast - Total	374	163	36	175
Ballots Cast - Democratic Party	130	54	14	62
Voter Turnout - Total	10.51%			

DEM United States Representative, District 21 United States Representative, District 21

Vote For 1

	TOTAL	Election Day	Absentee	Early Voting
Claudia Andreana Zapata	89	41	8	40
Ricardo Villarreal	36	10	6	20

DEM Lieutenant Governor

Vote For 1

	TOTAL	Election Day	Absentee	Early Voting
Michelle Beckley	59	28	5	26
Mike Collier	67	25	9	33

DEM Attorney General

Vote For 1

	TOTAL	Election Day	Absentee	Early Voting
Rochelle Mercedes Garza	95	41	10	44
Joe Jaworski	30	11	4	15

DEM Comptroller of Public Accounts

Vote For 1

	TOTAL	Election Day	Absentee	Early Voting
Angel Luis Vega	48	16	9	23
Janet T. Dudding	74	35	5	34

DEM Commissioner of the General Land Office

Vote For 1

	TOTAL	Election Day	Absentee	Early Voting
Sandragrace Martinez	73	35	8	30
Jay Kleberg	50	16	6	28

DEM County Judge County Races

Vote For 1

	TOTAL	Election Day	Absentee	Early Voting
Ina Minjarez	75	34	8	33
Peter Sakai	54	20	6	28

DEM Judge, County Court at Law No. 2 County Races

Vote For 1

	TOTAL	Election Day	Absentee	Early Voting
Melissa Saenz	71	27	7	37
Maria Teresa Garcia	52	23	7	22

Summary Results Report
May 24, 2022 Joint Primary Runoff Election
May 24, 2022

UNOFFICIAL RESULTS

Bexar County

3065

DEM District Clerk County Races

Vote For 1

	TOTAL	Election Day	Absentee	Early Voting
Gloria A. Martinez	65	26	8	31
Christine "Chris" Castillo	57	24	6	27

RETRIEVED FROM DEMOCRACYDOCKET.COM

Summary Results Report
May 24, 2022 Joint Primary Runoff Election
May 24, 2022

UNOFFICIAL RESULTS

Bexar County

3066

Statistics

	TOTAL	Election Day	Absentee	Early Voting
Registered Voters - Total	1,932			
Ballots Cast - Total	332	113	47	172
Ballots Cast - Democratic Party	179	59	28	92
Voter Turnout - Total	17.18%			

DEM United States Representative, District 21 United States Representative, District 21

Vote For 1

	TOTAL	Election Day	Absentee	Early Voting
Claudia Andreana Zapata	101	35	9	57
Ricardo Villarreal	67	18	19	30

DEM Lieutenant Governor

Vote For 1

	TOTAL	Election Day	Absentee	Early Voting
Michelle Beckley	74	23	12	39
Mike Collier	94	28	15	51

DEM Attorney General

Vote For 1

	TOTAL	Election Day	Absentee	Early Voting
Rochelle Mercedes Garza	122	42	16	64
Joe Jaworski	53	14	12	27

DEM Comptroller of Public Accounts

Vote For 1

	TOTAL	Election Day	Absentee	Early Voting
Angel Luis Vega	77	24	12	41
Janet T. Dudding	91	29	16	46

DEM Commissioner of the General Land Office

Vote For 1

	TOTAL	Election Day	Absentee	Early Voting
Sandragrace Martinez	88	30	11	47
Jay Kleberg	83	25	17	41

DEM County Judge County Races

Vote For 1

	TOTAL	Election Day	Absentee	Early Voting
Ina Minjarez	78	32	11	35
Peter Sakai	98	25	17	56

DEM Judge, County Court at Law No. 2 County Races

Vote For 1

	TOTAL	Election Day	Absentee	Early Voting
Melissa Saenz	114	36	19	59
Maria Teresa Garcia	54	18	9	27

Summary Results Report
May 24, 2022 Joint Primary Runoff Election
May 24, 2022

UNOFFICIAL RESULTS

Bexar County

3066

DEM District Clerk County Races

Vote For 1

	TOTAL	Election Day	Absentee	Early Voting
Gloria A. Martinez	70	26	13	31
Christine "Chris" Castillo	95	26	15	54

RETRIEVED FROM DEMOCRACYDOCKET.COM

Summary Results Report
May 24, 2022 Joint Primary Runoff Election
May 24, 2022

UNOFFICIAL RESULTS

Bexar County

3067

Statistics

	TOTAL	Election Day	Absentee	Early Voting
Registered Voters - Total	1,564			
Ballots Cast - Total	244	102	25	117
Ballots Cast - Democratic Party	118	44	19	55
Voter Turnout - Total	15.60%			

DEM United States Representative, District 21 United States Representative, District 21

Vote For 1

	TOTAL	Election Day	Absentee	Early Voting
Claudia Andreana Zapata	59	23	10	26
Ricardo Villarreal	50	17	7	26

DEM Lieutenant Governor

Vote For 1

	TOTAL	Election Day	Absentee	Early Voting
Michelle Beckley	38	16	9	13
Mike Collier	67	23	8	36

DEM Attorney General

Vote For 1

	TOTAL	Election Day	Absentee	Early Voting
Rochelle Mercedes Garza	71	27	10	34
Joe Jaworski	35	13	6	16

DEM Comptroller of Public Accounts

Vote For 1

	TOTAL	Election Day	Absentee	Early Voting
Angel Luis Vega	35	14	8	13
Janet T. Dudding	63	21	8	34

DEM Commissioner of the General Land Office

Vote For 1

	TOTAL	Election Day	Absentee	Early Voting
Sandragrace Martinez	41	17	7	17
Jay Kleberg	62	18	10	34

DEM County Judge County Races

Vote For 1

	TOTAL	Election Day	Absentee	Early Voting
Ina Minjarez	51	23	6	22
Peter Sakai	66	20	13	33

DEM Judge, County Court at Law No. 2 County Races

Vote For 1

	TOTAL	Election Day	Absentee	Early Voting
Melissa Saenz	69	24	12	33
Maria Teresa Garcia	27	7	5	15

Summary Results Report
May 24, 2022 Joint Primary Runoff Election
May 24, 2022

UNOFFICIAL RESULTS

Bexar County

3067

DEM District Clerk County Races

Vote For 1

	TOTAL	Election Day	Absentee	Early Voting
Gloria A. Martinez	45	17	6	22
Christine "Chris" Castillo	57	18	11	28

RETRIEVED FROM DEMOCRACYDOCKET.COM

Summary Results Report
May 24, 2022 Joint Primary Runoff Election
May 24, 2022

UNOFFICIAL RESULTS

Bexar County

3068

Statistics

	TOTAL	Election Day	Absentee	Early Voting
Registered Voters - Total	2,836			
Ballots Cast - Total	147	74	14	59
Ballots Cast - Democratic Party	90	40	11	39
Voter Turnout - Total	5.18%			

DEM United States Representative, District 21 United States Representative, District 21

Vote For 1

	TOTAL	Election Day	Absentee	Early Voting
Claudia Andreana Zapata	65	31	7	27
Ricardo Villarreal	23	8	4	11

DEM Lieutenant Governor

Vote For 1

	TOTAL	Election Day	Absentee	Early Voting
Michelle Beckley	43	21	4	18
Mike Collier	46	19	7	20

DEM Attorney General

Vote For 1

	TOTAL	Election Day	Absentee	Early Voting
Rochelle Mercedes Garza	71	36	8	27
Joe Jaworski	18	4	3	11

DEM Comptroller of Public Accounts

Vote For 1

	TOTAL	Election Day	Absentee	Early Voting
Angel Luis Vega	35	15	4	16
Janet T. Dudding	51	22	7	22

DEM Commissioner of the General Land Office

Vote For 1

	TOTAL	Election Day	Absentee	Early Voting
Sandragrace Martinez	53	26	6	21
Jay Kleberg	32	11	5	16

DEM County Judge County Races

Vote For 1

	TOTAL	Election Day	Absentee	Early Voting
Ina Minjarez	45	24	3	18
Peter Sakai	41	13	8	20

DEM Judge, County Court at Law No. 2 County Races

Vote For 1

	TOTAL	Election Day	Absentee	Early Voting
Melissa Saenz	44	19	5	20
Maria Teresa Garcia	40	16	6	18

Summary Results Report
May 24, 2022 Joint Primary Runoff Election
May 24, 2022

UNOFFICIAL RESULTS

Bexar County

3068

DEM District Clerk County Races

Vote For 1

	TOTAL	Election Day	Absentee	Early Voting
Gloria A. Martinez	48	26	6	16
Christine "Chris" Castillo	36	10	4	22

RETRIEVED FROM DEMOCRACYDOCKET.COM

Summary Results Report
May 24, 2022 Joint Primary Runoff Election
May 24, 2022

UNOFFICIAL RESULTS

Bexar County

3069

Statistics

	TOTAL	Election Day	Absentee	Early Voting
Registered Voters - Total	3,204			
Ballots Cast - Total	573	206	104	263
Ballots Cast - Democratic Party	298	96	52	150
Voter Turnout - Total	17.88%			

DEM United States Representative, District 21 United States Representative, District 21

Vote For 1

	TOTAL	Election Day	Absentee	Early Voting
Claudia Andreana Zapata	155	52	32	71
Ricardo Villarreal	125	35	18	72

DEM Lieutenant Governor

Vote For 1

	TOTAL	Election Day	Absentee	Early Voting
Michelle Beckley	101	44	10	47
Mike Collier	179	42	41	96

DEM Attorney General

Vote For 1

	TOTAL	Election Day	Absentee	Early Voting
Rochelle Mercedes Garza	196	65	29	102
Joe Jaworski	89	22	23	44

DEM Comptroller of Public Accounts

Vote For 1

	TOTAL	Election Day	Absentee	Early Voting
Angel Luis Vega	85	34	5	46
Janet T. Dudding	182	49	43	90

DEM Commissioner of the General Land Office

Vote For 1

	TOTAL	Election Day	Absentee	Early Voting
Sandragrace Martinez	118	46	17	55
Jay Kleberg	156	37	34	85

DEM County Judge County Races

Vote For 1

	TOTAL	Election Day	Absentee	Early Voting
Ina Minjarez	92	30	11	51
Peter Sakai	200	64	41	95

DEM Judge, County Court at Law No. 2 County Races

Vote For 1

	TOTAL	Election Day	Absentee	Early Voting
Melissa Saenz	179	57	36	86
Maria Teresa Garcia	93	26	14	53

Summary Results Report
May 24, 2022 Joint Primary Runoff Election
May 24, 2022

UNOFFICIAL RESULTS

Bexar County

3069

DEM District Clerk County Races

Vote For 1

	TOTAL	Election Day	Absentee	Early Voting
Gloria A. Martinez	114	30	19	65
Christine "Chris" Castillo	157	50	29	78

RETRIEVED FROM DEMOCRACYDOCKET.COM

Summary Results Report
May 24, 2022 Joint Primary Runoff Election
May 24, 2022

UNOFFICIAL RESULTS

Bexar County

3070

Statistics

	TOTAL	Election Day	Absentee	Early Voting
Registered Voters - Total	2,426			
Ballots Cast - Total	600	228	95	277
Ballots Cast - Democratic Party	255	92	63	100
Voter Turnout - Total	24.73%			

DEM United States Representative, District 21 United States Representative, District 21

Vote For 1

	TOTAL	Election Day	Absentee	Early Voting
Claudia Andreana Zapata	136	67	20	49
Ricardo Villarreal	107	21	42	44

DEM Lieutenant Governor

Vote For 1

	TOTAL	Election Day	Absentee	Early Voting
Michelle Beckley	81	43	11	27
Mike Collier	166	46	51	69

DEM Attorney General

Vote For 1

	TOTAL	Election Day	Absentee	Early Voting
Rochelle Mercedes Garza	157	64	32	61
Joe Jaworski	86	22	30	34

DEM Comptroller of Public Accounts

Vote For 1

	TOTAL	Election Day	Absentee	Early Voting
Angel Luis Vega	75	32	14	29
Janet T. Dudding	159	48	48	63

DEM Commissioner of the General Land Office

Vote For 1

	TOTAL	Election Day	Absentee	Early Voting
Sandragrace Martinez	79	35	17	27
Jay Kleberg	163	50	45	68

DEM County Judge County Races

Vote For 1

	TOTAL	Election Day	Absentee	Early Voting
Ina Minjarez	79	32	15	32
Peter Sakai	173	57	48	68

DEM Judge, County Court at Law No. 2 County Races

Vote For 1

	TOTAL	Election Day	Absentee	Early Voting
Melissa Saenz	151	56	31	64
Maria Teresa Garcia	81	26	26	29

Summary Results Report
May 24, 2022 Joint Primary Runoff Election
May 24, 2022

UNOFFICIAL RESULTS

Bexar County

3070

DEM District Clerk County Races

Vote For 1

	TOTAL	Election Day	Absentee	Early Voting
Gloria A. Martinez	103	41	23	39
Christine "Chris" Castillo	131	41	34	56

RETRIEVED FROM DEMOCRACYDOCKET.COM

Summary Results Report
May 24, 2022 Joint Primary Runoff Election
May 24, 2022

UNOFFICIAL RESULTS

Bexar County

3071

Statistics

	TOTAL	Election Day	Absentee	Early Voting
Registered Voters - Total	2,628			
Ballots Cast - Total	299	104	54	141
Ballots Cast - Democratic Party	153	45	35	73
Voter Turnout - Total	11.38%			

DEM Lieutenant Governor

Vote For 1

	TOTAL	Election Day	Absentee	Early Voting
Michelle Beckley	53	20	3	30
Mike Collier	90	22	29	39

DEM Attorney General

Vote For 1

	TOTAL	Election Day	Absentee	Early Voting
Rochelle Mercedes Garza	102	33	18	51
Joe Jaworski	45	10	17	18

DEM Comptroller of Public Accounts

Vote For 1

	TOTAL	Election Day	Absentee	Early Voting
Angel Luis Vega	56	18	12	26
Janet T. Dudding	82	23	19	40

DEM Commissioner of the General Land Office

Vote For 1

	TOTAL	Election Day	Absentee	Early Voting
Sandragrace Martinez	60	20	5	35
Jay Kleberg	81	23	27	31

DEM Member, State Board of Education, District 1 State Board of Education, District 1

Vote For 1

	TOTAL	Election Day	Absentee	Early Voting
Melissa N. Ortega	98	28	25	45
Laura Marquez	35	10	4	21

DEM County Judge County Races

Vote For 1

	TOTAL	Election Day	Absentee	Early Voting
Ina Minjarez	58	21	6	31
Peter Sakai	91	24	29	38

DEM Judge, County Court at Law No. 2 County Races

Vote For 1

	TOTAL	Election Day	Absentee	Early Voting
Melissa Saenz	79	17	25	37
Maria Teresa Garcia	56	24	5	27

Summary Results Report
May 24, 2022 Joint Primary Runoff Election
May 24, 2022

UNOFFICIAL RESULTS

Bexar County

3071

DEM District Clerk County Races

Vote For 1

	TOTAL	Election Day	Absentee	Early Voting
Gloria A. Martinez	61	20	8	33
Christine "Chris" Castillo	76	20	23	33

DEM Precinct Chair, Precinct No. 3071 Precinct Chair 3071

Vote For 1

	TOTAL	Election Day	Absentee	Early Voting
Guillermo Osorio	77	24	11	42
Don Khan	36	12	11	13

RETRIEVED FROM DEMOCRACYDOCKET.COM

Summary Results Report
May 24, 2022 Joint Primary Runoff Election
May 24, 2022

UNOFFICIAL RESULTS

Bexar County

3072

Statistics

	TOTAL	Election Day	Absentee	Early Voting
Registered Voters - Total	4,432			
Ballots Cast - Total	313	127	49	137
Ballots Cast - Democratic Party	116	48	23	45
Voter Turnout - Total	7.06%			

DEM United States Representative, District 21 United States Representative, District 21

Vote For 1

	TOTAL	Election Day	Absentee	Early Voting
Claudia Andreana Zapata	89	38	16	35
Ricardo Villarreal	26	10	7	9

DEM Lieutenant Governor

Vote For 1

	TOTAL	Election Day	Absentee	Early Voting
Michelle Beckley	64	25	13	26
Mike Collier	50	23	9	18

DEM Attorney General

Vote For 1

	TOTAL	Election Day	Absentee	Early Voting
Rochelle Mercedes Garza	87	36	17	34
Joe Jaworski	26	11	5	10

DEM Comptroller of Public Accounts

Vote For 1

	TOTAL	Election Day	Absentee	Early Voting
Angel Luis Vega	40	18	9	13
Janet T. Dudding	70	28	12	30

DEM Commissioner of the General Land Office

Vote For 1

	TOTAL	Election Day	Absentee	Early Voting
Sandragrace Martinez	74	31	11	32
Jay Kleberg	36	15	10	11

DEM County Judge County Races

Vote For 1

	TOTAL	Election Day	Absentee	Early Voting
Ina Minjarez	58	30	7	21
Peter Sakai	55	17	15	23

DEM Judge, County Court at Law No. 2 County Races

Vote For 1

	TOTAL	Election Day	Absentee	Early Voting
Melissa Saenz	63	27	14	22
Maria Teresa Garcia	47	20	6	21

Summary Results Report
May 24, 2022 Joint Primary Runoff Election
May 24, 2022

UNOFFICIAL RESULTS

Bexar County

3072

DEM District Clerk County Races

Vote For 1

	TOTAL	Election Day	Absentee	Early Voting
Gloria A. Martinez	64	28	12	24
Christine "Chris" Castillo	46	18	9	19

RETRIEVED FROM DEMOCRACYDOCKET.COM

Summary Results Report
May 24, 2022 Joint Primary Runoff Election
May 24, 2022

UNOFFICIAL RESULTS

Bexar County

3073

Statistics

	TOTAL	Election Day	Absentee	Early Voting
Registered Voters - Total	1,576			
Ballots Cast - Total	230	59	38	133
Ballots Cast - Democratic Party	92	17	28	47
Voter Turnout - Total	14.59%			

DEM Lieutenant Governor

Vote For 1

	TOTAL	Election Day	Absentee	Early Voting
Michelle Beckley	43	10	11	22
Mike Collier	45	7	17	21

DEM Attorney General

Vote For 1

	TOTAL	Election Day	Absentee	Early Voting
Rochelle Mercedes Garza	61	13	14	34
Joe Jaworski	26	4	13	9

DEM Comptroller of Public Accounts

Vote For 1

	TOTAL	Election Day	Absentee	Early Voting
Angel Luis Vega	31	6	9	16
Janet T. Dudding	57	11	18	28

DEM Commissioner of the General Land Office

Vote For 1

	TOTAL	Election Day	Absentee	Early Voting
Sandragrace Martinez	39	11	7	21
Jay Kleberg	49	6	20	23

DEM Member, State Board of Education, District 1 State Board of Education, District 1

Vote For 1

	TOTAL	Election Day	Absentee	Early Voting
Melissa N. Ortega	52	8	16	28
Laura Marquez	30	7	9	14

DEM County Judge County Races

Vote For 1

	TOTAL	Election Day	Absentee	Early Voting
Ina Minjarez	29	7	10	12
Peter Sakai	61	9	18	34

DEM Judge, County Court at Law No. 2 County Races

Vote For 1

	TOTAL	Election Day	Absentee	Early Voting
Melissa Saenz	48	10	14	24
Maria Teresa Garcia	37	5	13	19

Summary Results Report
May 24, 2022 Joint Primary Runoff Election
May 24, 2022

UNOFFICIAL RESULTS

Bexar County

3073

DEM District Clerk County Races

Vote For 1

	TOTAL	Election Day	Absentee	Early Voting
Gloria A. Martinez	44	8	12	24
Christine "Chris" Castillo	41	6	15	20

RETRIEVED FROM DEMOCRACYDOCKET.COM

Summary Results Report
May 24, 2022 Joint Primary Runoff Election
May 24, 2022

UNOFFICIAL RESULTS

Bexar County

3074

Statistics

	TOTAL	Election Day	Absentee	Early Voting
Registered Voters - Total	2,588			
Ballots Cast - Total	568	271	77	220
Ballots Cast - Democratic Party	225	107	46	72
Voter Turnout - Total	21.95%			

DEM Lieutenant Governor

Vote For 1

	TOTAL	Election Day	Absentee	Early Voting
Michelle Beckley	104	59	14	31
Mike Collier	113	44	30	39

DEM Attorney General

Vote For 1

	TOTAL	Election Day	Absentee	Early Voting
Rochelle Mercedes Garza	159	79	28	52
Joe Jaworski	60	26	17	17

DEM Comptroller of Public Accounts

Vote For 1

	TOTAL	Election Day	Absentee	Early Voting
Angel Luis Vega	91	48	20	23
Janet T. Dudding	119	54	23	42

DEM Commissioner of the General Land Office

Vote For 1

	TOTAL	Election Day	Absentee	Early Voting
Sandragrace Martinez	111	59	22	30
Jay Kleberg	102	45	22	35

DEM Member, State Board of Education, District 1 State Board of Education, District 1

Vote For 1

	TOTAL	Election Day	Absentee	Early Voting
Melissa N. Ortega	137	70	26	41
Laura Marquez	64	29	17	18

DEM County Judge County Races

Vote For 1

	TOTAL	Election Day	Absentee	Early Voting
Ina Minjarez	85	47	16	22
Peter Sakai	136	58	29	49

DEM Judge, County Court at Law No. 2 County Races

Vote For 1

	TOTAL	Election Day	Absentee	Early Voting
Melissa Saenz	125	59	25	41
Maria Teresa Garcia	75	41	16	18

Summary Results Report
May 24, 2022 Joint Primary Runoff Election
May 24, 2022

UNOFFICIAL RESULTS

Bexar County

3074

DEM District Clerk County Races

Vote For 1

	TOTAL	Election Day	Absentee	Early Voting
Gloria A. Martinez	100	54	19	27
Christine "Chris" Castillo	101	44	23	34

RETRIEVED FROM DEMOCRACYDOCKET.COM

Summary Results Report
May 24, 2022 Joint Primary Runoff Election
May 24, 2022

UNOFFICIAL RESULTS

Bexar County

3075

Statistics

	TOTAL	Election Day	Absentee	Early Voting
Registered Voters - Total	3,123			
Ballots Cast - Total	758	247	89	422
Ballots Cast - Democratic Party	218	77	35	106
Voter Turnout - Total	24.27%			

DEM Lieutenant Governor

Vote For 1

	TOTAL	Election Day	Absentee	Early Voting
Michelle Beckley	53	20	8	25
Mike Collier	150	49	26	75

DEM Attorney General

Vote For 1

	TOTAL	Election Day	Absentee	Early Voting
Rochelle Mercedes Garza	155	49	31	75
Joe Jaworski	49	18	4	27

DEM Comptroller of Public Accounts

Vote For 1

	TOTAL	Election Day	Absentee	Early Voting
Angel Luis Vega	64	24	9	31
Janet T. Dudding	126	40	24	62

DEM Commissioner of the General Land Office

Vote For 1

	TOTAL	Election Day	Absentee	Early Voting
Sandragrace Martinez	70	26	11	33
Jay Kleberg	136	43	24	69

DEM Member, State Board of Education, District 1 State Board of Education, District 1

Vote For 1

	TOTAL	Election Day	Absentee	Early Voting
Melissa N. Ortega	137	42	29	66
Laura Marquez	52	24	4	24

DEM County Judge County Races

Vote For 1

	TOTAL	Election Day	Absentee	Early Voting
Ina Minjarez	70	27	16	27
Peter Sakai	145	49	19	77

DEM Judge, County Court at Law No. 2 County Races

Vote For 1

	TOTAL	Election Day	Absentee	Early Voting
Melissa Saenz	142	44	26	72
Maria Teresa Garcia	51	19	6	26

Summary Results Report
May 24, 2022 Joint Primary Runoff Election
May 24, 2022

UNOFFICIAL RESULTS

Bexar County

3075

DEM District Clerk County Races

Vote For 1

	TOTAL	Election Day	Absentee	Early Voting
Gloria A. Martinez	86	29	13	44
Christine "Chris" Castillo	110	37	18	55

RETRIEVED FROM DEMOCRACYDOCKET.COM

Summary Results Report
May 24, 2022 Joint Primary Runoff Election
May 24, 2022

UNOFFICIAL RESULTS

Bexar County

3076

Statistics

	TOTAL	Election Day	Absentee	Early Voting
Registered Voters - Total	1,345			
Ballots Cast - Total	304	95	53	156
Ballots Cast - Democratic Party	79	24	17	38
Voter Turnout - Total	22.60%			

DEM Lieutenant Governor

Vote For 1

	TOTAL	Election Day	Absentee	Early Voting
Michelle Beckley	28	12	5	11
Mike Collier	48	10	12	26

DEM Attorney General

Vote For 1

	TOTAL	Election Day	Absentee	Early Voting
Rochelle Mercedes Garza	59	21	14	24
Joe Jaworski	18	3	3	12

DEM Comptroller of Public Accounts

Vote For 1

	TOTAL	Election Day	Absentee	Early Voting
Angel Luis Vega	28	12	5	11
Janet T. Dudding	49	11	12	26

DEM Commissioner of the General Land Office

Vote For 1

	TOTAL	Election Day	Absentee	Early Voting
Sandragrace Martinez	35	18	7	10
Jay Kleberg	43	6	10	27

DEM County Judge County Races

Vote For 1

	TOTAL	Election Day	Absentee	Early Voting
Ina Minjarez	36	11	7	18
Peter Sakai	43	13	10	20

DEM Judge, County Court at Law No. 2 County Races

Vote For 1

	TOTAL	Election Day	Absentee	Early Voting
Melissa Saenz	49	15	12	22
Maria Teresa Garcia	25	8	4	13

DEM District Clerk County Races

Vote For 1

	TOTAL	Election Day	Absentee	Early Voting
Gloria A. Martinez	31	12	8	11
Christine "Chris" Castillo	44	11	8	25

Summary Results Report
May 24, 2022 Joint Primary Runoff Election
May 24, 2022

UNOFFICIAL RESULTS

Bexar County

3077

Statistics

	TOTAL	Election Day	Absentee	Early Voting
Registered Voters - Total	2,477			
Ballots Cast - Total	420	178	60	182
Ballots Cast - Democratic Party	195	64	37	94
Voter Turnout - Total	16.96%			

DEM United States Representative, District 21 United States Representative, District 21

Vote For 1

	TOTAL	Election Day	Absentee	Early Voting
Claudia Andreana Zapata	105	37	16	52
Ricardo Villarreal	81	21	21	39

DEM Lieutenant Governor

Vote For 1

	TOTAL	Election Day	Absentee	Early Voting
Michelle Beckley	73	26	14	33
Mike Collier	118	35	23	60

DEM Attorney General

Vote For 1

	TOTAL	Election Day	Absentee	Early Voting
Rochelle Mercedes Garza	134	43	22	69
Joe Jaworski	55	17	15	23

DEM Comptroller of Public Accounts

Vote For 1

	TOTAL	Election Day	Absentee	Early Voting
Angel Luis Vega	46	14	6	26
Janet T. Dudding	132	41	29	62

DEM Commissioner of the General Land Office

Vote For 1

	TOTAL	Election Day	Absentee	Early Voting
Sandragrace Martinez	81	25	15	41
Jay Kleberg	103	33	21	49

DEM County Judge County Races

Vote For 1

	TOTAL	Election Day	Absentee	Early Voting
Ina Minjarez	64	23	14	27
Peter Sakai	130	40	23	67

DEM Judge, County Court at Law No. 2 County Races

Vote For 1

	TOTAL	Election Day	Absentee	Early Voting
Melissa Saenz	110	32	22	56
Maria Teresa Garcia	63	23	10	30

Summary Results Report
May 24, 2022 Joint Primary Runoff Election
May 24, 2022

UNOFFICIAL RESULTS

Bexar County

3077

DEM District Clerk County Races

Vote For 1

	TOTAL	Election Day	Absentee	Early Voting
Gloria A. Martinez	80	23	11	46
Christine "Chris" Castillo	95	34	21	40

RETRIEVED FROM DEMOCRACYDOCKET.COM

Summary Results Report
May 24, 2022 Joint Primary Runoff Election
May 24, 2022

UNOFFICIAL RESULTS

Bexar County

3078

Statistics

	TOTAL	Election Day	Absentee	Early Voting
Registered Voters - Total	2,865			
Ballots Cast - Total	404	180	54	170
Ballots Cast - Democratic Party	167	62	32	73
Voter Turnout - Total	14.10%			

DEM United States Representative, District 21 United States Representative, District 21

Vote For 1

	TOTAL	Election Day	Absentee	Early Voting
Claudia Andreana Zapata	109	41	18	50
Ricardo Villarreal	48	17	13	18

DEM Lieutenant Governor

Vote For 1

	TOTAL	Election Day	Absentee	Early Voting
Michelle Beckley	71	31	8	32
Mike Collier	84	25	23	36

DEM Attorney General

Vote For 1

	TOTAL	Election Day	Absentee	Early Voting
Rochelle Mercedes Garza	103	37	18	48
Joe Jaworski	51	18	12	21

DEM Comptroller of Public Accounts

Vote For 1

	TOTAL	Election Day	Absentee	Early Voting
Angel Luis Vega	55	18	8	29
Janet T. Dudding	94	36	23	35

DEM Commissioner of the General Land Office

Vote For 1

	TOTAL	Election Day	Absentee	Early Voting
Sandragrace Martinez	67	27	5	35
Jay Kleberg	82	25	26	31

DEM County Judge County Races

Vote For 1

	TOTAL	Election Day	Absentee	Early Voting
Ina Minjarez	72	30	11	31
Peter Sakai	91	29	20	42

DEM Judge, County Court at Law No. 2 County Races

Vote For 1

	TOTAL	Election Day	Absentee	Early Voting
Melissa Saenz	105	37	27	41
Maria Teresa Garcia	41	15	4	22

Summary Results Report
May 24, 2022 Joint Primary Runoff Election
May 24, 2022

UNOFFICIAL RESULTS

Bexar County

3078

DEM District Clerk County Races

Vote For 1

	TOTAL	Election Day	Absentee	Early Voting
Gloria A. Martinez	68	24	10	34
Christine "Chris" Castillo	85	33	21	31

RETRIEVED FROM DEMOCRACYDOCKET.COM

Summary Results Report
May 24, 2022 Joint Primary Runoff Election
May 24, 2022

UNOFFICIAL RESULTS

Bexar County

3079

Statistics

	TOTAL	Election Day	Absentee	Early Voting
Registered Voters - Total	3,280			
Ballots Cast - Total	603	211	88	304
Ballots Cast - Democratic Party	223	88	45	90
Voter Turnout - Total	18.38%			

DEM United States Representative, District 21 United States Representative, District 21

Vote For 1

	TOTAL	Election Day	Absentee	Early Voting
Claudia Andreana Zapata	115	50	17	48
Ricardo Villarreal	96	32	27	37

DEM Lieutenant Governor

Vote For 1

	TOTAL	Election Day	Absentee	Early Voting
Michelle Beckley	59	34	6	19
Mike Collier	157	50	39	68

DEM Attorney General

Vote For 1

	TOTAL	Election Day	Absentee	Early Voting
Rochelle Mercedes Garza	155	61	36	58
Joe Jaworski	61	21	9	31

DEM Comptroller of Public Accounts

Vote For 1

	TOTAL	Election Day	Absentee	Early Voting
Angel Luis Vega	67	29	7	31
Janet T. Dudding	142	51	37	54

DEM Commissioner of the General Land Office

Vote For 1

	TOTAL	Election Day	Absentee	Early Voting
Sandragrace Martinez	68	35	7	26
Jay Kleberg	145	48	36	61

DEM County Judge County Races

Vote For 1

	TOTAL	Election Day	Absentee	Early Voting
Ina Minjarez	84	35	13	36
Peter Sakai	135	51	32	52

DEM Judge, County Court at Law No. 2 County Races

Vote For 1

	TOTAL	Election Day	Absentee	Early Voting
Melissa Saenz	140	51	29	60
Maria Teresa Garcia	57	23	11	23

Summary Results Report
May 24, 2022 Joint Primary Runoff Election
May 24, 2022

UNOFFICIAL RESULTS

Bexar County

3079

DEM District Clerk County Races

Vote For 1

	TOTAL	Election Day	Absentee	Early Voting
Gloria A. Martinez	80	34	16	30
Christine "Chris" Castillo	123	42	26	55

RETRIEVED FROM DEMOCRACYDOCKET.COM

Summary Results Report
May 24, 2022 Joint Primary Runoff Election
May 24, 2022

UNOFFICIAL RESULTS

Bexar County

3080

Statistics

	TOTAL	Election Day	Absentee	Early Voting
Registered Voters - Total	1,144			
Ballots Cast - Total	206	82	31	93
Ballots Cast - Democratic Party	85	31	10	44
Voter Turnout - Total	18.01%			

DEM United States Representative, District 21 United States Representative, District 21

Vote For 1

	TOTAL	Election Day	Absentee	Early Voting
Claudia Andreana Zapata	51	22	3	26
Ricardo Villarreal	28	5	7	16

DEM Lieutenant Governor

Vote For 1

	TOTAL	Election Day	Absentee	Early Voting
Michelle Beckley	34	13	2	19
Mike Collier	47	15	8	24

DEM Attorney General

Vote For 1

	TOTAL	Election Day	Absentee	Early Voting
Rochelle Mercedes Garza	54	19	5	30
Joe Jaworski	26	7	5	14

DEM Comptroller of Public Accounts

Vote For 1

	TOTAL	Election Day	Absentee	Early Voting
Angel Luis Vega	32	14	1	17
Janet T. Dudding	46	13	8	25

DEM Commissioner of the General Land Office

Vote For 1

	TOTAL	Election Day	Absentee	Early Voting
Sandragrace Martinez	38	17	2	19
Jay Kleberg	44	11	8	25

DEM County Judge County Races

Vote For 1

	TOTAL	Election Day	Absentee	Early Voting
Ina Minjarez	39	19	2	18
Peter Sakai	44	11	8	25

DEM Judge, County Court at Law No. 2 County Races

Vote For 1

	TOTAL	Election Day	Absentee	Early Voting
Melissa Saenz	50	16	7	27
Maria Teresa Garcia	30	11	3	16

Summary Results Report
May 24, 2022 Joint Primary Runoff Election
May 24, 2022

UNOFFICIAL RESULTS

Bexar County

3080

DEM District Clerk County Races

Vote For 1

	TOTAL	Election Day	Absentee	Early Voting
Gloria A. Martinez	35	12	5	18
Christine "Chris" Castillo	45	16	5	24

RETRIEVED FROM DEMOCRACYDOCKET.COM

Summary Results Report
May 24, 2022 Joint Primary Runoff Election
May 24, 2022

UNOFFICIAL RESULTS

Bexar County

3081

Statistics

	TOTAL	Election Day	Absentee	Early Voting
Registered Voters - Total	2,276			
Ballots Cast - Total	323	94	52	177
Ballots Cast - Democratic Party	157	49	25	83
Voter Turnout - Total	14.19%			

DEM United States Representative, District 21 United States Representative, District 21

Vote For 1

	TOTAL	Election Day	Absentee	Early Voting
Claudia Andreana Zapata	93	33	14	46
Ricardo Villarreal	56	15	11	30

DEM Lieutenant Governor

Vote For 1

	TOTAL	Election Day	Absentee	Early Voting
Michelle Beckley	63	28	10	25
Mike Collier	85	21	15	49

DEM Attorney General

Vote For 1

	TOTAL	Election Day	Absentee	Early Voting
Rochelle Mercedes Garza	105	36	16	53
Joe Jaworski	49	13	9	27

DEM Comptroller of Public Accounts

Vote For 1

	TOTAL	Election Day	Absentee	Early Voting
Angel Luis Vega	55	19	9	27
Janet T. Dudding	89	29	13	47

DEM Commissioner of the General Land Office

Vote For 1

	TOTAL	Election Day	Absentee	Early Voting
Sandragrace Martinez	63	23	11	29
Jay Kleberg	83	24	13	46

DEM County Judge County Races

Vote For 1

	TOTAL	Election Day	Absentee	Early Voting
Ina Minjarez	52	20	6	26
Peter Sakai	102	27	19	56

DEM Judge, County Court at Law No. 2 County Races

Vote For 1

	TOTAL	Election Day	Absentee	Early Voting
Melissa Saenz	86	27	15	44
Maria Teresa Garcia	57	20	7	30

Summary Results Report
May 24, 2022 Joint Primary Runoff Election
May 24, 2022

UNOFFICIAL RESULTS

Bexar County

3081

DEM District Clerk County Races

Vote For 1

	TOTAL	Election Day	Absentee	Early Voting
Gloria A. Martinez	60	19	10	31
Christine "Chris" Castillo	81	27	12	42

RETRIEVED FROM DEMOCRACYDOCKET.COM

Summary Results Report
May 24, 2022 Joint Primary Runoff Election
May 24, 2022

UNOFFICIAL RESULTS

Bexar County

3082

Statistics

	TOTAL	Election Day	Absentee	Early Voting
Registered Voters - Total	2,493			
Ballots Cast - Total	266	117	37	112
Ballots Cast - Democratic Party	125	44	20	61
Voter Turnout - Total	10.67%			

DEM United States Representative, District 21 United States Representative, District 21

Vote For 1

	TOTAL	Election Day	Absentee	Early Voting
Claudia Andreana Zapata	74	29	8	37
Ricardo Villarreal	43	13	9	21

DEM Lieutenant Governor

Vote For 1

	TOTAL	Election Day	Absentee	Early Voting
Michelle Beckley	50	21	6	23
Mike Collier	67	20	12	35

DEM Attorney General

Vote For 1

	TOTAL	Election Day	Absentee	Early Voting
Rochelle Mercedes Garza	86	34	9	43
Joe Jaworski	32	6	9	17

DEM Comptroller of Public Accounts

Vote For 1

	TOTAL	Election Day	Absentee	Early Voting
Angel Luis Vega	43	18	3	22
Janet T. Dudding	70	21	14	35

DEM Commissioner of the General Land Office

Vote For 1

	TOTAL	Election Day	Absentee	Early Voting
Sandragrace Martinez	50	24	3	23
Jay Kleberg	64	15	14	35

DEM County Judge County Races

Vote For 1

	TOTAL	Election Day	Absentee	Early Voting
Ina Minjarez	49	24	4	21
Peter Sakai	75	19	16	40

DEM Judge, County Court at Law No. 2 County Races

Vote For 1

	TOTAL	Election Day	Absentee	Early Voting
Melissa Saenz	75	27	12	36
Maria Teresa Garcia	37	12	5	20

Summary Results Report
May 24, 2022 Joint Primary Runoff Election
May 24, 2022

UNOFFICIAL RESULTS

Bexar County

3082

DEM District Clerk County Races

Vote For 1

	TOTAL	Election Day	Absentee	Early Voting
Gloria A. Martinez	51	16	7	28
Christine "Chris" Castillo	59	22	9	28

RETRIEVED FROM DEMOCRACYDOCKET.COM

Summary Results Report
May 24, 2022 Joint Primary Runoff Election
May 24, 2022

UNOFFICIAL RESULTS

Bexar County

3083

Statistics

	TOTAL	Election Day	Absentee	Early Voting
Registered Voters - Total	1,647			
Ballots Cast - Total	249	95	48	106
Ballots Cast - Democratic Party	95	29	21	45
Voter Turnout - Total	15.12%			

DEM United States Representative, District 21 United States Representative, District 21

Vote For 1

	TOTAL	Election Day	Absentee	Early Voting
Claudia Andreana Zapata	61	21	11	29
Ricardo Villarreal	33	8	10	15

DEM Lieutenant Governor

Vote For 1

	TOTAL	Election Day	Absentee	Early Voting
Michelle Beckley	37	12	5	20
Mike Collier	56	16	16	24

DEM Attorney General

Vote For 1

	TOTAL	Election Day	Absentee	Early Voting
Rochelle Mercedes Garza	64	23	11	30
Joe Jaworski	30	6	10	14

DEM Comptroller of Public Accounts

Vote For 1

	TOTAL	Election Day	Absentee	Early Voting
Angel Luis Vega	22	10	5	7
Janet T. Dudding	70	18	16	36

DEM Commissioner of the General Land Office

Vote For 1

	TOTAL	Election Day	Absentee	Early Voting
Sandragrace Martinez	33	14	5	14
Jay Kleberg	58	13	16	29

DEM County Judge County Races

Vote For 1

	TOTAL	Election Day	Absentee	Early Voting
Ina Minjarez	36	16	2	18
Peter Sakai	59	13	19	27

DEM Judge, County Court at Law No. 2 County Races

Vote For 1

	TOTAL	Election Day	Absentee	Early Voting
Melissa Saenz	68	20	14	34
Maria Teresa Garcia	23	8	6	9

Summary Results Report
May 24, 2022 Joint Primary Runoff Election
May 24, 2022

UNOFFICIAL RESULTS

Bexar County

3083

DEM District Clerk County Races

Vote For 1

	TOTAL	Election Day	Absentee	Early Voting
Gloria A. Martinez	39	11	7	21
Christine "Chris" Castillo	52	17	13	22

RETRIEVED FROM DEMOCRACYDOCKET.COM

Summary Results Report
May 24, 2022 Joint Primary Runoff Election
May 24, 2022

UNOFFICIAL RESULTS

Bexar County

3084

Statistics

	TOTAL	Election Day	Absentee	Early Voting
Registered Voters - Total	3,514			
Ballots Cast - Total	391	144	55	192
Ballots Cast - Democratic Party	169	59	23	87
Voter Turnout - Total	11.13%			

DEM United States Representative, District 21 United States Representative, District 21

Vote For 1

	TOTAL	Election Day	Absentee	Early Voting
Claudia Andreana Zapata	119	43	12	64
Ricardo Villarreal	43	15	11	17

DEM Lieutenant Governor

Vote For 1

	TOTAL	Election Day	Absentee	Early Voting
Michelle Beckley	62	30	7	25
Mike Collier	102	29	16	57

DEM Attorney General

Vote For 1

	TOTAL	Election Day	Absentee	Early Voting
Rochelle Mercedes Garza	123	47	17	59
Joe Jaworski	39	12	6	21

DEM Comptroller of Public Accounts

Vote For 1

	TOTAL	Election Day	Absentee	Early Voting
Angel Luis Vega	47	18	4	25
Janet T. Dudding	112	39	19	54

DEM Commissioner of the General Land Office

Vote For 1

	TOTAL	Election Day	Absentee	Early Voting
Sandragrace Martinez	72	35	3	34
Jay Kleberg	88	20	20	48

DEM County Judge County Races

Vote For 1

	TOTAL	Election Day	Absentee	Early Voting
Ina Minjarez	73	37	10	26
Peter Sakai	92	21	13	58

DEM Judge, County Court at Law No. 2 County Races

Vote For 1

	TOTAL	Election Day	Absentee	Early Voting
Melissa Saenz	103	33	14	56
Maria Teresa Garcia	51	23	7	21

Summary Results Report
May 24, 2022 Joint Primary Runoff Election
May 24, 2022

UNOFFICIAL RESULTS

Bexar County

3084

DEM District Clerk County Races

Vote For 1

	TOTAL	Election Day	Absentee	Early Voting
Gloria A. Martinez	74	34	10	30
Christine "Chris" Castillo	82	23	11	48

RETRIEVED FROM DEMOCRACYDOCKET.COM

Summary Results Report
May 24, 2022 Joint Primary Runoff Election
May 24, 2022

UNOFFICIAL RESULTS

Bexar County

3085

Statistics

	TOTAL	Election Day	Absentee	Early Voting
Registered Voters - Total	1,283			
Ballots Cast - Total	172	81	32	59
Ballots Cast - Democratic Party	74	29	19	26
Voter Turnout - Total	13.41%			

DEM United States Representative, District 21 United States Representative, District 21

Vote For 1

	TOTAL	Election Day	Absentee	Early Voting
Claudia Andreana Zapata	48	22	8	18
Ricardo Villarreal	23	7	11	5

DEM Lieutenant Governor

Vote For 1

	TOTAL	Election Day	Absentee	Early Voting
Michelle Beckley	30	12	10	8
Mike Collier	42	17	9	16

DEM Attorney General

Vote For 1

	TOTAL	Election Day	Absentee	Early Voting
Rochelle Mercedes Garza	55	22	14	19
Joe Jaworski	16	6	5	5

DEM Comptroller of Public Accounts

Vote For 1

	TOTAL	Election Day	Absentee	Early Voting
Angel Luis Vega	30	13	4	13
Janet T. Dudding	40	15	15	10

DEM Commissioner of the General Land Office

Vote For 1

	TOTAL	Election Day	Absentee	Early Voting
Sandragrace Martinez	28	14	5	9
Jay Kleberg	44	14	14	16

DEM County Judge County Races

Vote For 1

	TOTAL	Election Day	Absentee	Early Voting
Ina Minjarez	47	20	14	13
Peter Sakai	27	9	5	13

DEM Judge, County Court at Law No. 2 County Races

Vote For 1

	TOTAL	Election Day	Absentee	Early Voting
Melissa Saenz	39	14	10	15
Maria Teresa Garcia	27	14	8	5

Summary Results Report
May 24, 2022 Joint Primary Runoff Election
May 24, 2022

UNOFFICIAL RESULTS

Bexar County

3085

DEM District Clerk County Races

Vote For 1

	TOTAL	Election Day	Absentee	Early Voting
Gloria A. Martinez	28	15	4	9
Christine "Chris" Castillo	40	14	14	12

RETRIEVED FROM DEMOCRACYDOCKET.COM

Summary Results Report
May 24, 2022 Joint Primary Runoff Election
May 24, 2022

UNOFFICIAL RESULTS

Bexar County

3086

Statistics

	TOTAL	Election Day	Absentee	Early Voting
Registered Voters - Total	1,481			
Ballots Cast - Total	383	172	35	176
Ballots Cast - Democratic Party	138	61	21	56
Voter Turnout - Total	25.86%			

DEM United States Representative, District 21 United States Representative, District 21

Vote For 1

	TOTAL	Election Day	Absentee	Early Voting
Claudia Andreana Zapata	85	42	10	33
Ricardo Villarreal	45	12	11	22

DEM Lieutenant Governor

Vote For 1

	TOTAL	Election Day	Absentee	Early Voting
Michelle Beckley	49	22	4	23
Mike Collier	85	36	17	32

DEM Attorney General

Vote For 1

	TOTAL	Election Day	Absentee	Early Voting
Rochelle Mercedes Garza	97	41	15	41
Joe Jaworski	34	14	6	14

DEM Comptroller of Public Accounts

Vote For 1

	TOTAL	Election Day	Absentee	Early Voting
Angel Luis Vega	36	15	5	16
Janet T. Dudding	92	38	16	38

DEM Commissioner of the General Land Office

Vote For 1

	TOTAL	Election Day	Absentee	Early Voting
Sandragrace Martinez	62	28	8	26
Jay Kleberg	70	28	13	29

DEM County Judge County Races

Vote For 1

	TOTAL	Election Day	Absentee	Early Voting
Ina Minjarez	46	23	9	14
Peter Sakai	89	36	12	41

DEM Judge, County Court at Law No. 2 County Races

Vote For 1

	TOTAL	Election Day	Absentee	Early Voting
Melissa Saenz	84	37	11	36
Maria Teresa Garcia	44	17	9	18

Summary Results Report
May 24, 2022 Joint Primary Runoff Election
May 24, 2022

UNOFFICIAL RESULTS

Bexar County

3086

DEM District Clerk County Races

Vote For 1

	TOTAL	Election Day	Absentee	Early Voting
Gloria A. Martinez	63	25	9	29
Christine "Chris" Castillo	66	28	11	27

RETRIEVED FROM DEMOCRACYDOCKET.COM

Summary Results Report
May 24, 2022 Joint Primary Runoff Election
May 24, 2022

UNOFFICIAL RESULTS

Bexar County

3087

Statistics

	TOTAL	Election Day	Absentee	Early Voting
Registered Voters - Total	1,680			
Ballots Cast - Total	189	57	40	92
Ballots Cast - Democratic Party	72	16	19	37
Voter Turnout - Total	11.25%			

DEM United States Representative, District 21 United States Representative, District 21

Vote For 1

	TOTAL	Election Day	Absentee	Early Voting
Claudia Andreana Zapata	49	8	11	30
Ricardo Villarreal	19	4	8	7

DEM Lieutenant Governor

Vote For 1

	TOTAL	Election Day	Absentee	Early Voting
Michelle Beckley	45	6	15	24
Mike Collier	24	8	4	12

DEM Attorney General

Vote For 1

	TOTAL	Election Day	Absentee	Early Voting
Rochelle Mercedes Garza	55	9	13	33
Joe Jaworski	14	5	6	3

DEM Comptroller of Public Accounts

Vote For 1

	TOTAL	Election Day	Absentee	Early Voting
Angel Luis Vega	27	6	6	15
Janet T. Dudding	42	8	13	21

DEM Commissioner of the General Land Office

Vote For 1

	TOTAL	Election Day	Absentee	Early Voting
Sandragrace Martinez	44	8	10	26
Jay Kleberg	25	7	9	9

DEM County Judge County Races

Vote For 1

	TOTAL	Election Day	Absentee	Early Voting
Ina Minjarez	43	8	11	24
Peter Sakai	28	7	8	13

DEM Judge, County Court at Law No. 2 County Races

Vote For 1

	TOTAL	Election Day	Absentee	Early Voting
Melissa Saenz	44	9	11	24
Maria Teresa Garcia	22	5	8	9

Summary Results Report
May 24, 2022 Joint Primary Runoff Election
May 24, 2022

UNOFFICIAL RESULTS

Bexar County

3087

DEM District Clerk County Races

Vote For 1

	TOTAL	Election Day	Absentee	Early Voting
Gloria A. Martinez	36	6	10	20
Christine "Chris" Castillo	32	8	9	15

RETRIEVED FROM DEMOCRACYDOCKET.COM

Summary Results Report
May 24, 2022 Joint Primary Runoff Election
May 24, 2022

UNOFFICIAL RESULTS

Bexar County

3088

Statistics

	TOTAL	Election Day	Absentee	Early Voting
Registered Voters - Total	3,967			
Ballots Cast - Total	457	148	142	167
Ballots Cast - Democratic Party	172	61	40	71
Voter Turnout - Total	11.52%			

DEM United States Representative, District 21 United States Representative, District 21

Vote For 1

	TOTAL	Election Day	Absentee	Early Voting
Claudia Andreana Zapata	107	42	21	44
Ricardo Villarreal	63	18	19	26

DEM Lieutenant Governor

Vote For 1

	TOTAL	Election Day	Absentee	Early Voting
Michelle Beckley	82	41	12	29
Mike Collier	86	20	28	38

DEM Attorney General

Vote For 1

	TOTAL	Election Day	Absentee	Early Voting
Rochelle Mercedes Garza	123	46	29	48
Joe Jaworski	46	14	11	21

DEM Comptroller of Public Accounts

Vote For 1

	TOTAL	Election Day	Absentee	Early Voting
Angel Luis Vega	48	18	5	25
Janet T. Dudding	114	37	35	42

DEM Commissioner of the General Land Office

Vote For 1

	TOTAL	Election Day	Absentee	Early Voting
Sandragrace Martinez	74	35	8	31
Jay Kleberg	93	25	32	36

DEM County Judge County Races

Vote For 1

	TOTAL	Election Day	Absentee	Early Voting
Ina Minjarez	79	34	17	28
Peter Sakai	89	26	23	40

DEM Judge, County Court at Law No. 2 County Races

Vote For 1

	TOTAL	Election Day	Absentee	Early Voting
Melissa Saenz	99	33	27	39
Maria Teresa Garcia	62	24	13	25

Summary Results Report
May 24, 2022 Joint Primary Runoff Election
May 24, 2022

UNOFFICIAL RESULTS

Bexar County

3088

DEM District Clerk County Races

Vote For 1

	TOTAL	Election Day	Absentee	Early Voting
Gloria A. Martinez	87	37	16	34
Christine "Chris" Castillo	75	19	24	32

RETRIEVED FROM DEMOCRACYDOCKET.COM

Summary Results Report
May 24, 2022 Joint Primary Runoff Election
May 24, 2022

UNOFFICIAL RESULTS

Bexar County

3089

Statistics

	TOTAL	Election Day	Absentee	Early Voting
Registered Voters - Total	3,798			
Ballots Cast - Total	526	180	77	269
Ballots Cast - Democratic Party	125	41	24	60
Voter Turnout - Total	13.85%			

DEM Lieutenant Governor

Vote For 1

	TOTAL	Election Day	Absentee	Early Voting
Michelle Beckley	63	25	9	29
Mike Collier	57	13	15	29

DEM Attorney General

Vote For 1

	TOTAL	Election Day	Absentee	Early Voting
Rochelle Mercedes Garza	82	31	15	36
Joe Jaworski	40	9	9	22

DEM Comptroller of Public Accounts

Vote For 1

	TOTAL	Election Day	Absentee	Early Voting
Angel Luis Vega	39	12	9	18
Janet T. Dudding	79	27	14	38

DEM Commissioner of the General Land Office

Vote For 1

	TOTAL	Election Day	Absentee	Early Voting
Sandragrace Martinez	58	22	8	28
Jay Kleberg	64	18	16	30

DEM County Judge County Races

Vote For 1

	TOTAL	Election Day	Absentee	Early Voting
Ina Minjarez	47	20	4	23
Peter Sakai	76	20	20	36

DEM Judge, County Court at Law No. 2 County Races

Vote For 1

	TOTAL	Election Day	Absentee	Early Voting
Melissa Saenz	67	24	9	34
Maria Teresa Garcia	46	12	12	22

DEM District Clerk County Races

Vote For 1

	TOTAL	Election Day	Absentee	Early Voting
Gloria A. Martinez	54	19	12	23
Christine "Chris" Castillo	60	19	8	33

Summary Results Report
May 24, 2022 Joint Primary Runoff Election
May 24, 2022

UNOFFICIAL RESULTS

Bexar County

3090

Statistics

	TOTAL	Election Day	Absentee	Early Voting
Registered Voters - Total	3,248			
Ballots Cast - Total	388	150	73	165
Ballots Cast - Democratic Party	169	56	34	79
Voter Turnout - Total	11.95%			

DEM United States Representative, District 21 United States Representative, District 21

Vote For 1

	TOTAL	Election Day	Absentee	Early Voting
Claudia Andreana Zapata	98	38	22	38
Ricardo Villarreal	64	14	12	38

DEM Lieutenant Governor

Vote For 1

	TOTAL	Election Day	Absentee	Early Voting
Michelle Beckley	80	31	12	37
Mike Collier	88	25	22	41

DEM Attorney General

Vote For 1

	TOTAL	Election Day	Absentee	Early Voting
Rochelle Mercedes Garza	122	43	23	56
Joe Jaworski	44	12	10	22

DEM Comptroller of Public Accounts

Vote For 1

	TOTAL	Election Day	Absentee	Early Voting
Angel Luis Vega	54	18	11	25
Janet T. Dudding	109	34	23	52

DEM Commissioner of the General Land Office

Vote For 1

	TOTAL	Election Day	Absentee	Early Voting
Sandragrace Martinez	75	27	14	34
Jay Kleberg	86	25	19	42

DEM County Judge County Races

Vote For 1

	TOTAL	Election Day	Absentee	Early Voting
Ina Minjarez	73	29	13	31
Peter Sakai	93	26	21	46

DEM Judge, County Court at Law No. 2 County Races

Vote For 1

	TOTAL	Election Day	Absentee	Early Voting
Melissa Saenz	102	37	19	46
Maria Teresa Garcia	53	15	12	26

Summary Results Report
May 24, 2022 Joint Primary Runoff Election
May 24, 2022

UNOFFICIAL RESULTS

Bexar County

3090

DEM District Clerk County Races

Vote For 1

	TOTAL	Election Day	Absentee	Early Voting
Gloria A. Martinez	84	30	18	36
Christine "Chris" Castillo	77	24	14	39

RETRIEVED FROM DEMOCRACYDOCKET.COM

Summary Results Report
May 24, 2022 Joint Primary Runoff Election
May 24, 2022

UNOFFICIAL RESULTS

Bexar County

3091

Statistics

	TOTAL	Election Day	Absentee	Early Voting
Registered Voters - Total	841			
Ballots Cast - Total	177	106	14	57
Ballots Cast - Democratic Party	25	10	4	11
Voter Turnout - Total	21.05%			

DEM United States Representative, District 21 United States Representative, District 21

Vote For 1

	TOTAL	Election Day	Absentee	Early Voting
Claudia Andreana Zapata	16	8	1	7
Ricardo Villarreal	8	2	3	3

DEM Lieutenant Governor

Vote For 1

	TOTAL	Election Day	Absentee	Early Voting
Michelle Beckley	12	4	2	6
Mike Collier	12	6	2	4

DEM Attorney General

Vote For 1

	TOTAL	Election Day	Absentee	Early Voting
Rochelle Mercedes Garza	17	8	4	5
Joe Jaworski	7	2	0	5

DEM Comptroller of Public Accounts

Vote For 1

	TOTAL	Election Day	Absentee	Early Voting
Angel Luis Vega	6	2	1	3
Janet T. Dudding	18	8	3	7

DEM Commissioner of the General Land Office

Vote For 1

	TOTAL	Election Day	Absentee	Early Voting
Sandragrace Martinez	9	3	2	4
Jay Kleberg	14	7	2	5

DEM County Judge County Races

Vote For 1

	TOTAL	Election Day	Absentee	Early Voting
Ina Minjarez	8	4	2	2
Peter Sakai	17	6	2	9

DEM Judge, County Court at Law No. 2 County Races

Vote For 1

	TOTAL	Election Day	Absentee	Early Voting
Melissa Saenz	15	7	2	6
Maria Teresa Garcia	9	3	2	4

Summary Results Report
May 24, 2022 Joint Primary Runoff Election
May 24, 2022

UNOFFICIAL RESULTS

Bexar County

3091

DEM District Clerk County Races

Vote For 1

	TOTAL	Election Day	Absentee	Early Voting
Gloria A. Martinez	15	6	2	7
Christine "Chris" Castillo	9	4	2	3

RETRIEVED FROM DEMOCRACYDOCKET.COM

Summary Results Report
May 24, 2022 Joint Primary Runoff Election
May 24, 2022

UNOFFICIAL RESULTS

Bexar County

3092

Statistics

	TOTAL	Election Day	Absentee	Early Voting
Registered Voters - Total	2,565			
Ballots Cast - Total	582	298	69	215
Ballots Cast - Democratic Party	111	46	29	36
Voter Turnout - Total	22.69%			

DEM United States Representative, District 21 United States Representative, District 21

Vote For 1

	TOTAL	Election Day	Absentee	Early Voting
Claudia Andreana Zapata	63	25	17	21
Ricardo Villarreal	41	17	12	12

DEM Lieutenant Governor

Vote For 1

	TOTAL	Election Day	Absentee	Early Voting
Michelle Beckley	25	14	4	7
Mike Collier	84	32	25	27

DEM Attorney General

Vote For 1

	TOTAL	Election Day	Absentee	Early Voting
Rochelle Mercedes Garza	60	22	14	24
Joe Jaworski	47	23	15	9

DEM Comptroller of Public Accounts

Vote For 1

	TOTAL	Election Day	Absentee	Early Voting
Angel Luis Vega	23	12	5	6
Janet T. Dudding	77	28	23	26

DEM Commissioner of the General Land Office

Vote For 1

	TOTAL	Election Day	Absentee	Early Voting
Sandragrace Martinez	27	14	8	5
Jay Kleberg	78	29	21	28

DEM County Judge County Races

Vote For 1

	TOTAL	Election Day	Absentee	Early Voting
Ina Minjarez	26	14	5	7
Peter Sakai	83	30	24	29

DEM Judge, County Court at Law No. 2 County Races

Vote For 1

	TOTAL	Election Day	Absentee	Early Voting
Melissa Saenz	75	30	19	26
Maria Teresa Garcia	25	11	6	8

Summary Results Report
May 24, 2022 Joint Primary Runoff Election
May 24, 2022

UNOFFICIAL RESULTS

Bexar County

3092

DEM District Clerk County Races

Vote For 1

	TOTAL	Election Day	Absentee	Early Voting
Gloria A. Martinez	46	15	15	16
Christine "Chris" Castillo	54	24	12	18

RETRIEVED FROM DEMOCRACYDOCKET.COM

Summary Results Report
May 24, 2022 Joint Primary Runoff Election
May 24, 2022

UNOFFICIAL RESULTS

Bexar County

3093

Statistics

	TOTAL	Election Day	Absentee	Early Voting
Registered Voters - Total	2,745			
Ballots Cast - Total	444	156	61	227
Ballots Cast - Democratic Party	112	49	15	48
Voter Turnout - Total	16.17%			

DEM Lieutenant Governor

Vote For 1

	TOTAL	Election Day	Absentee	Early Voting
Michelle Beckley	59	24	6	29
Mike Collier	48	22	9	17

DEM Attorney General

Vote For 1

	TOTAL	Election Day	Absentee	Early Voting
Rochelle Mercedes Garza	84	36	9	39
Joe Jaworski	23	10	6	7

DEM Comptroller of Public Accounts

Vote For 1

	TOTAL	Election Day	Absentee	Early Voting
Angel Luis Vega	42	13	9	20
Janet T. Dudding	61	31	6	24

DEM Commissioner of the General Land Office

Vote For 1

	TOTAL	Election Day	Absentee	Early Voting
Sandragrace Martinez	59	26	7	26
Jay Kleberg	47	19	8	20

DEM County Judge County Races

Vote For 1

	TOTAL	Election Day	Absentee	Early Voting
Ina Minjarez	59	34	6	19
Peter Sakai	49	14	9	26

DEM Judge, County Court at Law No. 2 County Races

Vote For 1

	TOTAL	Election Day	Absentee	Early Voting
Melissa Saenz	67	32	7	28
Maria Teresa Garcia	32	10	8	14

DEM District Clerk County Races

Vote For 1

	TOTAL	Election Day	Absentee	Early Voting
Gloria A. Martinez	52	20	9	23
Christine "Chris" Castillo	46	21	6	19

Summary Results Report
May 24, 2022 Joint Primary Runoff Election
May 24, 2022

UNOFFICIAL RESULTS

Bexar County

3094

Statistics

	TOTAL	Election Day	Absentee	Early Voting
Registered Voters - Total	4,465			
Ballots Cast - Total	583	244	99	240
Ballots Cast - Democratic Party	168	59	35	74
Voter Turnout - Total	13.06%			

DEM Lieutenant Governor

Vote For 1

	TOTAL	Election Day	Absentee	Early Voting
Michelle Beckley	62	28	11	23
Mike Collier	93	29	22	42

DEM Attorney General

Vote For 1

	TOTAL	Election Day	Absentee	Early Voting
Rochelle Mercedes Garza	103	36	24	43
Joe Jaworski	52	21	9	22

DEM Comptroller of Public Accounts

Vote For 1

	TOTAL	Election Day	Absentee	Early Voting
Angel Luis Vega	66	27	9	30
Janet T. Dudding	83	26	24	33

DEM Commissioner of the General Land Office

Vote For 1

	TOTAL	Election Day	Absentee	Early Voting
Sandragrace Martinez	85	32	19	34
Jay Kleberg	70	25	13	32

DEM Member, State Board of Education, District 1 State Board of Education, District 1

Vote For 1

	TOTAL	Election Day	Absentee	Early Voting
Melissa N. Ortega	93	31	22	40
Laura Marquez	54	21	11	22

DEM County Judge County Races

Vote For 1

	TOTAL	Election Day	Absentee	Early Voting
Ina Minjarez	69	32	15	22
Peter Sakai	97	26	20	51

DEM Judge, County Court at Law No. 2 County Races

Vote For 1

	TOTAL	Election Day	Absentee	Early Voting
Melissa Saenz	88	33	20	35
Maria Teresa Garcia	59	19	12	28

Summary Results Report
May 24, 2022 Joint Primary Runoff Election
May 24, 2022

UNOFFICIAL RESULTS

Bexar County

3094

DEM District Clerk County Races

Vote For 1

	TOTAL	Election Day	Absentee	Early Voting
Gloria A. Martinez	83	29	14	40
Christine "Chris" Castillo	71	25	19	27

DEM Precinct Chair, Precinct No. 3094 Precinct Chair 3094

Vote For 1

	TOTAL	Election Day	Absentee	Early Voting
Alexander Jimenez	66	29	11	26
Joe A. Gamez	73	22	14	37

RETRIEVED FROM DEMOCRACYDOCKET.COM

Summary Results Report
May 24, 2022 Joint Primary Runoff Election
May 24, 2022

UNOFFICIAL RESULTS

Bexar County

3095

Statistics

	TOTAL	Election Day	Absentee	Early Voting
Registered Voters - Total	3,458			
Ballots Cast - Total	158	66	29	63
Ballots Cast - Democratic Party	94	35	24	35
Voter Turnout - Total	4.57%			

DEM Lieutenant Governor

Vote For 1

	TOTAL	Election Day	Absentee	Early Voting
Michelle Beckley	41	15	9	17
Mike Collier	50	19	15	16

DEM Attorney General

Vote For 1

	TOTAL	Election Day	Absentee	Early Voting
Rochelle Mercedes Garza	63	21	14	28
Joe Jaworski	28	13	10	5

DEM Comptroller of Public Accounts

Vote For 1

	TOTAL	Election Day	Absentee	Early Voting
Angel Luis Vega	37	20	9	8
Janet T. Dudding	51	11	15	25

DEM Commissioner of the General Land Office

Vote For 1

	TOTAL	Election Day	Absentee	Early Voting
Sandragrace Martinez	38	16	7	15
Jay Kleberg	54	19	17	18

DEM Member, State Board of Education, District 1 State Board of Education, District 1

Vote For 1

	TOTAL	Election Day	Absentee	Early Voting
Melissa N. Ortega	58	25	12	21
Laura Marquez	28	6	12	10

DEM County Judge County Races

Vote For 1

	TOTAL	Election Day	Absentee	Early Voting
Ina Minjarez	48	25	9	14
Peter Sakai	45	10	14	21

DEM Judge, County Court at Law No. 2 County Races

Vote For 1

	TOTAL	Election Day	Absentee	Early Voting
Melissa Saenz	56	17	16	23
Maria Teresa Garcia	30	14	7	9

Summary Results Report
May 24, 2022 Joint Primary Runoff Election
May 24, 2022

UNOFFICIAL RESULTS

Bexar County

3095

DEM District Clerk County Races

Vote For 1

	TOTAL	Election Day	Absentee	Early Voting
Gloria A. Martinez	41	22	10	9
Christine "Chris" Castillo	46	10	14	22

RETRIEVED FROM DEMOCRACYDOCKET.COM

Summary Results Report
May 24, 2022 Joint Primary Runoff Election
May 24, 2022

UNOFFICIAL RESULTS

Bexar County

3096

Statistics

	TOTAL	Election Day	Absentee	Early Voting
Registered Voters - Total	3,353			
Ballots Cast - Total	423	194	61	168
Ballots Cast - Democratic Party	134	49	32	53
Voter Turnout - Total	12.62%			

DEM Lieutenant Governor

Vote For 1

	TOTAL	Election Day	Absentee	Early Voting
Michelle Beckley	43	21	4	18
Mike Collier	85	24	27	34

DEM Attorney General

Vote For 1

	TOTAL	Election Day	Absentee	Early Voting
Rochelle Mercedes Garza	79	32	14	33
Joe Jaworski	47	12	17	18

DEM Comptroller of Public Accounts

Vote For 1

	TOTAL	Election Day	Absentee	Early Voting
Angel Luis Vega	39	13	11	15
Janet T. Dudding	82	27	20	35

DEM Commissioner of the General Land Office

Vote For 1

	TOTAL	Election Day	Absentee	Early Voting
Sandragrace Martinez	53	23	9	21
Jay Kleberg	70	18	22	30

DEM Member, State Board of Education, District 1 State Board of Education, District 1

Vote For 1

	TOTAL	Election Day	Absentee	Early Voting
Melissa N. Ortega	73	23	19	31
Laura Marquez	44	15	11	18

DEM County Judge County Races

Vote For 1

	TOTAL	Election Day	Absentee	Early Voting
Ina Minjarez	60	20	10	30
Peter Sakai	70	26	22	22

DEM Judge, County Court at Law No. 2 County Races

Vote For 1

	TOTAL	Election Day	Absentee	Early Voting
Melissa Saenz	81	27	20	34
Maria Teresa Garcia	38	13	9	16

Summary Results Report
May 24, 2022 Joint Primary Runoff Election
May 24, 2022

UNOFFICIAL RESULTS

Bexar County

3096

DEM District Clerk County Races

Vote For 1

	TOTAL	Election Day	Absentee	Early Voting
Gloria A. Martinez	54	26	10	18
Christine "Chris" Castillo	64	14	18	32

RETRIEVED FROM DEMOCRACYDOCKET.COM

Summary Results Report
May 24, 2022 Joint Primary Runoff Election
May 24, 2022

UNOFFICIAL RESULTS

Bexar County

3097

Statistics

	TOTAL	Election Day	Absentee	Early Voting
Registered Voters - Total	29			
Ballots Cast - Total	4	0	1	3
Ballots Cast - Democratic Party	0	0	0	0
Voter Turnout - Total	13.79%			

DEM Lieutenant Governor

Vote For 1

	TOTAL	Election Day	Absentee	Early Voting
Michelle Beckley	0	0	0	0
Mike Collier	0	0	0	0

DEM Attorney General

Vote For 1

	TOTAL	Election Day	Absentee	Early Voting
Rochelle Mercedes Garza	0	0	0	0
Joe Jaworski	0	0	0	0

DEM Comptroller of Public Accounts

Vote For 1

	TOTAL	Election Day	Absentee	Early Voting
Angel Luis Vega	0	0	0	0
Janet T. Dudding	0	0	0	0

DEM Commissioner of the General Land Office

Vote For 1

	TOTAL	Election Day	Absentee	Early Voting
Sandragrace Martinez	0	0	0	0
Jay Kleberg	0	0	0	0

DEM Member, State Board of Education, District 1 State Board of Education, District 1

Vote For 1

	TOTAL	Election Day	Absentee	Early Voting
Melissa N. Ortega	0	0	0	0
Laura Marquez	0	0	0	0

DEM County Judge County Races

Vote For 1

	TOTAL	Election Day	Absentee	Early Voting
Ina Minjarez	0	0	0	0
Peter Sakai	0	0	0	0

DEM Judge, County Court at Law No. 2 County Races

Vote For 1

	TOTAL	Election Day	Absentee	Early Voting
Melissa Saenz	0	0	0	0
Maria Teresa Garcia	0	0	0	0

Summary Results Report
May 24, 2022 Joint Primary Runoff Election
May 24, 2022

UNOFFICIAL RESULTS

Bexar County

3097

DEM District Clerk County Races

Vote For 1

	TOTAL	Election Day	Absentee	Early Voting
Gloria A. Martinez	0	0	0	0
Christine "Chris" Castillo	0	0	0	0

RETRIEVED FROM DEMOCRACYDOCKET.COM

Summary Results Report
May 24, 2022 Joint Primary Runoff Election
May 24, 2022

UNOFFICIAL RESULTS

Bexar County

3098

Statistics

	TOTAL	Election Day	Absentee	Early Voting
Registered Voters - Total	1,258			
Ballots Cast - Total	242	91	34	117
Ballots Cast - Democratic Party	90	34	22	34
Voter Turnout - Total	19.24%			

DEM Lieutenant Governor

Vote For 1

	TOTAL	Election Day	Absentee	Early Voting
Michelle Beckley	36	13	8	15
Mike Collier	51	19	13	19

DEM Attorney General

Vote For 1

	TOTAL	Election Day	Absentee	Early Voting
Rochelle Mercedes Garza	45	20	9	16
Joe Jaworski	43	13	12	18

DEM Comptroller of Public Accounts

Vote For 1

	TOTAL	Election Day	Absentee	Early Voting
Angel Luis Vega	20	8	2	10
Janet T. Dudding	65	25	18	22

DEM Commissioner of the General Land Office

Vote For 1

	TOTAL	Election Day	Absentee	Early Voting
Sandragrace Martinez	42	18	7	17
Jay Kleberg	45	15	14	16

DEM Member, State Board of Education, District 1 State Board of Education, District 1

Vote For 1

	TOTAL	Election Day	Absentee	Early Voting
Melissa N. Ortega	49	22	12	15
Laura Marquez	34	10	7	17

DEM County Judge County Races

Vote For 1

	TOTAL	Election Day	Absentee	Early Voting
Ina Minjarez	50	19	12	19
Peter Sakai	40	15	10	15

DEM Judge, County Court at Law No. 2 County Races

Vote For 1

	TOTAL	Election Day	Absentee	Early Voting
Melissa Saenz	46	17	14	15
Maria Teresa Garcia	34	13	5	16

Summary Results Report
May 24, 2022 Joint Primary Runoff Election
May 24, 2022

UNOFFICIAL RESULTS

Bexar County

3098

DEM District Clerk County Races

Vote For 1

	TOTAL	Election Day	Absentee	Early Voting
Gloria A. Martinez	45	17	10	18
Christine "Chris" Castillo	38	14	10	14

DEM Precinct Chair, Precinct No. 3098 Precinct Chair 3098

Vote For 1

	TOTAL	Election Day	Absentee	Early Voting
Jamie Lewis	35	14	10	11
Hanh T. Alvarado	49	19	9	21

RETRIEVED FROM DEMOCRACYDOCKET.COM

Summary Results Report
May 24, 2022 Joint Primary Runoff Election
May 24, 2022

UNOFFICIAL RESULTS

Bexar County

3099

Statistics

	TOTAL	Election Day	Absentee	Early Voting
Registered Voters - Total	3,563			
Ballots Cast - Total	426	170	51	205
Ballots Cast - Democratic Party	181	70	43	68
Voter Turnout - Total	11.96%			

DEM Lieutenant Governor

Vote For 1

	TOTAL	Election Day	Absentee	Early Voting
Michelle Beckley	87	41	20	26
Mike Collier	90	27	22	41

DEM Attorney General

Vote For 1

	TOTAL	Election Day	Absentee	Early Voting
Rochelle Mercedes Garza	135	59	25	51
Joe Jaworski	42	9	17	16

DEM Comptroller of Public Accounts

Vote For 1

	TOTAL	Election Day	Absentee	Early Voting
Angel Luis Vega	72	33	15	24
Janet T. Dudding	100	31	27	42

DEM Commissioner of the General Land Office

Vote For 1

	TOTAL	Election Day	Absentee	Early Voting
Sandragrace Martinez	104	52	18	34
Jay Kleberg	71	13	24	34

DEM Member, State Board of Education, District 1 State Board of Education, District 1

Vote For 1

	TOTAL	Election Day	Absentee	Early Voting
Melissa N. Ortega	123	44	28	51
Laura Marquez	45	17	13	15

DEM County Judge County Races

Vote For 1

	TOTAL	Election Day	Absentee	Early Voting
Ina Minjarez	98	45	17	36
Peter Sakai	81	24	26	31

DEM Judge, County Court at Law No. 2 County Races

Vote For 1

	TOTAL	Election Day	Absentee	Early Voting
Melissa Saenz	107	38	26	43
Maria Teresa Garcia	65	26	15	24

Summary Results Report
May 24, 2022 Joint Primary Runoff Election
May 24, 2022

UNOFFICIAL RESULTS

Bexar County

3099

DEM District Clerk County Races

Vote For 1

	TOTAL	Election Day	Absentee	Early Voting
Gloria A. Martinez	93	39	23	31
Christine "Chris" Castillo	77	25	16	36

RETRIEVED FROM DEMOCRACYDOCKET.COM

Summary Results Report
May 24, 2022 Joint Primary Runoff Election
May 24, 2022

UNOFFICIAL RESULTS

Bexar County

3100

Statistics

	TOTAL	Election Day	Absentee	Early Voting
Registered Voters - Total	3,558			
Ballots Cast - Total	259	124	30	105
Ballots Cast - Democratic Party	152	76	15	61
Voter Turnout - Total	7.28%			

DEM United States Representative, District 21 United States Representative, District 21

Vote For 1

	TOTAL	Election Day	Absentee	Early Voting
Claudia Andreana Zapata	108	63	7	38
Ricardo Villarreal	41	10	8	23

DEM Lieutenant Governor

Vote For 1

	TOTAL	Election Day	Absentee	Early Voting
Michelle Beckley	86	47	9	30
Mike Collier	64	27	6	31

DEM Attorney General

Vote For 1

	TOTAL	Election Day	Absentee	Early Voting
Rochelle Mercedes Garza	119	64	10	45
Joe Jaworski	29	8	5	16

DEM Comptroller of Public Accounts

Vote For 1

	TOTAL	Election Day	Absentee	Early Voting
Angel Luis Vega	66	35	4	27
Janet T. Dudding	78	35	11	32

DEM Commissioner of the General Land Office

Vote For 1

	TOTAL	Election Day	Absentee	Early Voting
Sandragrace Martinez	102	56	7	39
Jay Kleberg	42	14	8	20

DEM County Judge County Races

Vote For 1

	TOTAL	Election Day	Absentee	Early Voting
Ina Minjarez	78	46	2	30
Peter Sakai	72	29	13	30

DEM Judge, County Court at Law No. 2 County Races

Vote For 1

	TOTAL	Election Day	Absentee	Early Voting
Melissa Saenz	93	41	11	41
Maria Teresa Garcia	49	29	4	16

Summary Results Report
May 24, 2022 Joint Primary Runoff Election
May 24, 2022

UNOFFICIAL RESULTS

Bexar County

3100

DEM District Clerk County Races

Vote For 1

	TOTAL	Election Day	Absentee	Early Voting
Gloria A. Martinez	86	40	6	40
Christine "Chris" Castillo	60	31	9	20

RETRIEVED FROM DEMOCRACYDOCKET.COM

Summary Results Report
May 24, 2022 Joint Primary Runoff Election
May 24, 2022

UNOFFICIAL RESULTS

Bexar County

3101

Statistics

	TOTAL	Election Day	Absentee	Early Voting
Registered Voters - Total	2,701			
Ballots Cast - Total	404	121	52	231
Ballots Cast - Democratic Party	172	55	30	87
Voter Turnout - Total	14.96%			

DEM Lieutenant Governor

Vote For 1

	TOTAL	Election Day	Absentee	Early Voting
Michelle Beckley	75	27	8	40
Mike Collier	86	25	22	39

DEM Attorney General

Vote For 1

	TOTAL	Election Day	Absentee	Early Voting
Rochelle Mercedes Garza	128	38	22	68
Joe Jaworski	35	14	8	13

DEM Comptroller of Public Accounts

Vote For 1

	TOTAL	Election Day	Absentee	Early Voting
Angel Luis Vega	68	12	9	47
Janet T. Dudding	89	35	21	33

DEM Commissioner of the General Land Office

Vote For 1

	TOTAL	Election Day	Absentee	Early Voting
Sandragrace Martinez	73	22	7	44
Jay Kleberg	84	26	22	36

DEM Member, State Board of Education, District 1 State Board of Education, District 1

Vote For 1

	TOTAL	Election Day	Absentee	Early Voting
Melissa N. Ortega	103	34	21	48
Laura Marquez	49	10	8	31

DEM County Judge County Races

Vote For 1

	TOTAL	Election Day	Absentee	Early Voting
Ina Minjarez	71	25	10	36
Peter Sakai	96	25	20	51

DEM Judge, County Court at Law No. 2 County Races

Vote For 1

	TOTAL	Election Day	Absentee	Early Voting
Melissa Saenz	102	27	21	54
Maria Teresa Garcia	51	18	6	27

Summary Results Report
May 24, 2022 Joint Primary Runoff Election
May 24, 2022

UNOFFICIAL RESULTS

Bexar County

3101

DEM District Clerk County Races

Vote For 1

	TOTAL	Election Day	Absentee	Early Voting
Gloria A. Martinez	73	14	15	44
Christine "Chris" Castillo	77	31	10	36

RETRIEVED FROM DEMOCRACYDOCKET.COM

Summary Results Report
May 24, 2022 Joint Primary Runoff Election
May 24, 2022

UNOFFICIAL RESULTS

Bexar County

3102

Statistics

	TOTAL	Election Day	Absentee	Early Voting
Registered Voters - Total	3,107			
Ballots Cast - Total	548	204	89	255
Ballots Cast - Democratic Party	193	81	42	70
Voter Turnout - Total	17.64%			

DEM United States Representative, District 21 United States Representative, District 21

Vote For 1

	TOTAL	Election Day	Absentee	Early Voting
Claudia Andreana Zapata	101	50	21	30
Ricardo Villarreal	80	24	19	37

DEM Lieutenant Governor

Vote For 1

	TOTAL	Election Day	Absentee	Early Voting
Michelle Beckley	54	33	5	16
Mike Collier	127	42	34	51

DEM Attorney General

Vote For 1

	TOTAL	Election Day	Absentee	Early Voting
Rochelle Mercedes Garza	111	45	28	38
Joe Jaworski	73	31	12	30

DEM Comptroller of Public Accounts

Vote For 1

	TOTAL	Election Day	Absentee	Early Voting
Angel Luis Vega	44	24	2	18
Janet T. Dudding	131	48	35	48

DEM Commissioner of the General Land Office

Vote For 1

	TOTAL	Election Day	Absentee	Early Voting
Sandragrace Martinez	64	31	8	25
Jay Kleberg	117	44	30	43

DEM County Judge County Races

Vote For 1

	TOTAL	Election Day	Absentee	Early Voting
Ina Minjarez	75	35	15	25
Peter Sakai	112	42	25	45

DEM Judge, County Court at Law No. 2 County Races

Vote For 1

	TOTAL	Election Day	Absentee	Early Voting
Melissa Saenz	118	46	32	40
Maria Teresa Garcia	47	22	5	20

Summary Results Report
May 24, 2022 Joint Primary Runoff Election
May 24, 2022

UNOFFICIAL RESULTS

Bexar County

3102

DEM District Clerk County Races

Vote For 1

	TOTAL	Election Day	Absentee	Early Voting
Gloria A. Martinez	82	39	17	26
Christine "Chris" Castillo	87	28	21	38

RETRIEVED FROM DEMOCRACYDOCKET.COM

Summary Results Report
May 24, 2022 Joint Primary Runoff Election
May 24, 2022

UNOFFICIAL RESULTS

Bexar County

3103

Statistics

	TOTAL	Election Day	Absentee	Early Voting
Registered Voters - Total	828			
Ballots Cast - Total	54	27	4	23
Ballots Cast - Democratic Party	35	18	2	15
Voter Turnout - Total	6.52%			

DEM United States Representative, District 21 United States Representative, District 21

Vote For 1

	TOTAL	Election Day	Absentee	Early Voting
Claudia Andreana Zapata	25	13	1	11
Ricardo Villarreal	9	5	1	3

DEM Lieutenant Governor

Vote For 1

	TOTAL	Election Day	Absentee	Early Voting
Michelle Beckley	28	16	1	11
Mike Collier	6	1	1	4

DEM Attorney General

Vote For 1

	TOTAL	Election Day	Absentee	Early Voting
Rochelle Mercedes Garza	27	15	1	11
Joe Jaworski	7	2	1	4

DEM Comptroller of Public Accounts

Vote For 1

	TOTAL	Election Day	Absentee	Early Voting
Angel Luis Vega	16	10	0	6
Janet T. Dudding	19	8	2	9

DEM Commissioner of the General Land Office

Vote For 1

	TOTAL	Election Day	Absentee	Early Voting
Sandragrace Martinez	22	13	0	9
Jay Kleberg	12	4	2	6

DEM County Judge County Races

Vote For 1

	TOTAL	Election Day	Absentee	Early Voting
Ina Minjarez	10	6	1	3
Peter Sakai	24	11	1	12

DEM Judge, County Court at Law No. 2 County Races

Vote For 1

	TOTAL	Election Day	Absentee	Early Voting
Melissa Saenz	18	10	1	7
Maria Teresa Garcia	14	6	1	7

Summary Results Report
May 24, 2022 Joint Primary Runoff Election
May 24, 2022

UNOFFICIAL RESULTS

Bexar County

3103

DEM District Clerk County Races

Vote For 1

	TOTAL	Election Day	Absentee	Early Voting
Gloria A. Martinez	19	10	1	8
Christine "Chris" Castillo	15	8	1	6

RETRIEVED FROM DEMOCRACYDOCKET.COM

Summary Results Report
May 24, 2022 Joint Primary Runoff Election
May 24, 2022

UNOFFICIAL RESULTS

Bexar County

3104

Statistics

	TOTAL	Election Day	Absentee	Early Voting
Registered Voters - Total	2,681			
Ballots Cast - Total	418	185	80	153
Ballots Cast - Democratic Party	164	64	41	59
Voter Turnout - Total	15.59%			

DEM United States Representative, District 21 United States Representative, District 21

Vote For 1

	TOTAL	Election Day	Absentee	Early Voting
Claudia Andreana Zapata	91	38	16	37
Ricardo Villarreal	65	22	25	18

DEM Lieutenant Governor

Vote For 1

	TOTAL	Election Day	Absentee	Early Voting
Michelle Beckley	53	28	13	12
Mike Collier	104	33	28	43

DEM Attorney General

Vote For 1

	TOTAL	Election Day	Absentee	Early Voting
Rochelle Mercedes Garza	99	39	29	31
Joe Jaworski	56	21	12	23

DEM Comptroller of Public Accounts

Vote For 1

	TOTAL	Election Day	Absentee	Early Voting
Angel Luis Vega	50	26	8	16
Janet T. Dudding	99	31	33	35

DEM Commissioner of the General Land Office

Vote For 1

	TOTAL	Election Day	Absentee	Early Voting
Sandragrace Martinez	73	30	21	22
Jay Kleberg	82	30	20	32

DEM County Judge County Races

Vote For 1

	TOTAL	Election Day	Absentee	Early Voting
Ina Minjarez	62	27	17	18
Peter Sakai	99	34	24	41

DEM Judge, County Court at Law No. 2 County Races

Vote For 1

	TOTAL	Election Day	Absentee	Early Voting
Melissa Saenz	93	34	26	33
Maria Teresa Garcia	55	22	14	19

Summary Results Report
May 24, 2022 Joint Primary Runoff Election
May 24, 2022

UNOFFICIAL RESULTS

Bexar County

3104

DEM District Clerk County Races

Vote For 1

	TOTAL	Election Day	Absentee	Early Voting
Gloria A. Martinez	73	31	14	28
Christine "Chris" Castillo	76	27	25	24

RETRIEVED FROM DEMOCRACYDOCKET.COM

Summary Results Report
May 24, 2022 Joint Primary Runoff Election
May 24, 2022

UNOFFICIAL RESULTS

Bexar County

3105

Statistics

	TOTAL	Election Day	Absentee	Early Voting
Registered Voters - Total	3,571			
Ballots Cast - Total	368	126	46	196
Ballots Cast - Democratic Party	162	44	22	96
Voter Turnout - Total	10.31%			

DEM United States Representative, District 21 United States Representative, District 21

Vote For 1

	TOTAL	Election Day	Absentee	Early Voting
Claudia Andreana Zapata	110	35	13	62
Ricardo Villarreal	51	9	9	33

DEM Lieutenant Governor

Vote For 1

	TOTAL	Election Day	Absentee	Early Voting
Michelle Beckley	75	25	9	41
Mike Collier	79	17	13	49

DEM Attorney General

Vote For 1

	TOTAL	Election Day	Absentee	Early Voting
Rochelle Mercedes Garza	109	36	12	61
Joe Jaworski	51	8	10	33

DEM Comptroller of Public Accounts

Vote For 1

	TOTAL	Election Day	Absentee	Early Voting
Angel Luis Vega	63	14	11	38
Janet T. Dudding	93	27	11	55

DEM Commissioner of the General Land Office

Vote For 1

	TOTAL	Election Day	Absentee	Early Voting
Sandragrace Martinez	82	28	8	46
Jay Kleberg	77	15	14	48

DEM County Judge County Races

Vote For 1

	TOTAL	Election Day	Absentee	Early Voting
Ina Minjarez	72	27	5	40
Peter Sakai	86	15	17	54

DEM Judge, County Court at Law No. 2 County Races

Vote For 1

	TOTAL	Election Day	Absentee	Early Voting
Melissa Saenz	79	22	12	45
Maria Teresa Garcia	77	18	10	49

Summary Results Report
May 24, 2022 Joint Primary Runoff Election
May 24, 2022

UNOFFICIAL RESULTS

Bexar County

3105

DEM District Clerk County Races

Vote For 1

	TOTAL	Election Day	Absentee	Early Voting
Gloria A. Martinez	85	26	13	46
Christine "Chris" Castillo	71	14	9	48

RETRIEVED FROM DEMOCRACYDOCKET.COM

Summary Results Report
May 24, 2022 Joint Primary Runoff Election
May 24, 2022

UNOFFICIAL RESULTS

Bexar County

3106

Statistics

	TOTAL	Election Day	Absentee	Early Voting
Registered Voters - Total	1,705			
Ballots Cast - Total	337	107	56	174
Ballots Cast - Democratic Party	87	25	25	37
Voter Turnout - Total	19.77%			

DEM Lieutenant Governor

Vote For 1

	TOTAL	Election Day	Absentee	Early Voting
Michelle Beckley	29	13	8	8
Mike Collier	52	9	16	27

DEM Attorney General

Vote For 1

	TOTAL	Election Day	Absentee	Early Voting
Rochelle Mercedes Garza	54	19	12	23
Joe Jaworski	31	5	13	13

DEM Comptroller of Public Accounts

Vote For 1

	TOTAL	Election Day	Absentee	Early Voting
Angel Luis Vega	40	11	11	18
Janet T. Dudding	40	10	14	16

DEM Commissioner of the General Land Office

Vote For 1

	TOTAL	Election Day	Absentee	Early Voting
Sandragrace Martinez	38	11	10	17
Jay Kleberg	43	12	14	17

DEM Member, State Board of Education, District 1 State Board of Education, District 1

Vote For 1

	TOTAL	Election Day	Absentee	Early Voting
Melissa N. Ortega	54	13	20	21
Laura Marquez	26	9	5	12

DEM County Judge County Races

Vote For 1

	TOTAL	Election Day	Absentee	Early Voting
Ina Minjarez	43	14	13	16
Peter Sakai	44	11	12	21

DEM Judge, County Court at Law No. 2 County Races

Vote For 1

	TOTAL	Election Day	Absentee	Early Voting
Melissa Saenz	45	13	6	26
Maria Teresa Garcia	35	9	18	8

Summary Results Report
May 24, 2022 Joint Primary Runoff Election
May 24, 2022

UNOFFICIAL RESULTS

Bexar County

3106

DEM District Clerk County Races

Vote For 1

	TOTAL	Election Day	Absentee	Early Voting
Gloria A. Martinez	39	11	15	13
Christine "Chris" Castillo	39	11	8	20

RETRIEVED FROM DEMOCRACYDOCKET.COM

Summary Results Report
May 24, 2022 Joint Primary Runoff Election
May 24, 2022

UNOFFICIAL RESULTS

Bexar County

3107

Statistics

	TOTAL	Election Day	Absentee	Early Voting
Registered Voters - Total	1,248			
Ballots Cast - Total	228	49	51	128
Ballots Cast - Democratic Party	39	3	16	20
Voter Turnout - Total	18.27%			

DEM Lieutenant Governor

Vote For 1

	TOTAL	Election Day	Absentee	Early Voting
Michelle Beckley	24	2	9	13
Mike Collier	14	1	7	6

DEM Attorney General

Vote For 1

	TOTAL	Election Day	Absentee	Early Voting
Rochelle Mercedes Garza	25	3	8	14
Joe Jaworski	12	0	7	5

DEM Comptroller of Public Accounts

Vote For 1

	TOTAL	Election Day	Absentee	Early Voting
Angel Luis Vega	15	2	5	8
Janet T. Dudding	23	1	11	11

DEM Commissioner of the General Land Office

Vote For 1

	TOTAL	Election Day	Absentee	Early Voting
Sandragrace Martinez	23	2	11	10
Jay Kleberg	15	1	5	9

DEM County Judge County Races

Vote For 1

	TOTAL	Election Day	Absentee	Early Voting
Ina Minjarez	27	2	11	14
Peter Sakai	11	1	5	5

DEM Judge, County Court at Law No. 2 County Races

Vote For 1

	TOTAL	Election Day	Absentee	Early Voting
Melissa Saenz	26	0	9	17
Maria Teresa Garcia	11	3	7	1

DEM District Clerk County Races

Vote For 1

	TOTAL	Election Day	Absentee	Early Voting
Gloria A. Martinez	25	3	9	13
Christine "Chris" Castillo	11	0	6	5

Summary Results Report
May 24, 2022 Joint Primary Runoff Election
May 24, 2022

UNOFFICIAL RESULTS

Bexar County

3108

Statistics

	TOTAL	Election Day	Absentee	Early Voting
Registered Voters - Total	1,557			
Ballots Cast - Total	255	143	43	69
Ballots Cast - Democratic Party	95	49	16	30
Voter Turnout - Total	16.38%			

DEM United States Representative, District 21 United States Representative, District 21

Vote For 1

	TOTAL	Election Day	Absentee	Early Voting
Claudia Andreana Zapata	53	34	4	15
Ricardo Villarreal	39	12	12	15

DEM Lieutenant Governor

Vote For 1

	TOTAL	Election Day	Absentee	Early Voting
Michelle Beckley	32	24	4	4
Mike Collier	56	20	12	24

DEM Attorney General

Vote For 1

	TOTAL	Election Day	Absentee	Early Voting
Rochelle Mercedes Garza	63	37	6	20
Joe Jaworski	29	9	10	10

DEM Comptroller of Public Accounts

Vote For 1

	TOTAL	Election Day	Absentee	Early Voting
Angel Luis Vega	21	10	4	7
Janet T. Dudding	64	31	12	21

DEM Commissioner of the General Land Office

Vote For 1

	TOTAL	Election Day	Absentee	Early Voting
Sandragrace Martinez	41	28	5	8
Jay Kleberg	49	17	11	21

DEM County Judge County Races

Vote For 1

	TOTAL	Election Day	Absentee	Early Voting
Ina Minjarez	43	19	5	19
Peter Sakai	49	27	11	11

DEM Judge, County Court at Law No. 2 County Races

Vote For 1

	TOTAL	Election Day	Absentee	Early Voting
Melissa Saenz	42	19	6	17
Maria Teresa Garcia	45	24	10	11

Summary Results Report
May 24, 2022 Joint Primary Runoff Election
May 24, 2022

UNOFFICIAL RESULTS

Bexar County

3108

DEM District Clerk County Races

Vote For 1

	TOTAL	Election Day	Absentee	Early Voting
Gloria A. Martinez	38	23	7	8
Christine "Chris" Castillo	50	20	9	21

RETRIEVED FROM DEMOCRACYDOCKET.COM

Summary Results Report
May 24, 2022 Joint Primary Runoff Election
May 24, 2022

UNOFFICIAL RESULTS

Bexar County

3109

Statistics

	TOTAL	Election Day	Absentee	Early Voting
Registered Voters - Total	3,342			
Ballots Cast - Total	259	130	33	96
Ballots Cast - Democratic Party	165	79	28	58
Voter Turnout - Total	7.75%			

DEM Lieutenant Governor

Vote For 1

	TOTAL	Election Day	Absentee	Early Voting
Michelle Beckley	87	44	12	31
Mike Collier	71	31	16	24

DEM Attorney General

Vote For 1

	TOTAL	Election Day	Absentee	Early Voting
Rochelle Mercedes Garza	128	60	19	49
Joe Jaworski	31	15	9	7

DEM Comptroller of Public Accounts

Vote For 1

	TOTAL	Election Day	Absentee	Early Voting
Angel Luis Vega	78	37	15	26
Janet T. Dudding	77	36	13	28

DEM Commissioner of the General Land Office

Vote For 1

	TOTAL	Election Day	Absentee	Early Voting
Sandragrace Martinez	106	48	13	45
Jay Kleberg	50	26	14	10

DEM Member, State Board of Education, District 1 State Board of Education, District 1

Vote For 1

	TOTAL	Election Day	Absentee	Early Voting
Melissa N. Ortega	107	55	21	31
Laura Marquez	49	19	7	23

DEM County Judge County Races

Vote For 1

	TOTAL	Election Day	Absentee	Early Voting
Ina Minjarez	84	41	15	28
Peter Sakai	81	38	13	30

DEM Judge, County Court at Law No. 2 County Races

Vote For 1

	TOTAL	Election Day	Absentee	Early Voting
Melissa Saenz	96	44	18	34
Maria Teresa Garcia	62	31	10	21

Summary Results Report
May 24, 2022 Joint Primary Runoff Election
May 24, 2022

UNOFFICIAL RESULTS

Bexar County

3109

DEM District Clerk County Races

Vote For 1

	TOTAL	Election Day	Absentee	Early Voting
Gloria A. Martinez	89	41	17	31
Christine "Chris" Castillo	71	36	11	24

RETRIEVED FROM DEMOCRACYDOCKET.COM

Summary Results Report
May 24, 2022 Joint Primary Runoff Election
May 24, 2022

UNOFFICIAL RESULTS

Bexar County

3110

Statistics

	TOTAL	Election Day	Absentee	Early Voting
Registered Voters - Total	3,106			
Ballots Cast - Total	275	94	36	145
Ballots Cast - Democratic Party	134	42	16	76
Voter Turnout - Total	8.85%			

DEM United States Representative, District 21 United States Representative, District 21

Vote For 1

	TOTAL	Election Day	Absentee	Early Voting
Claudia Andreana Zapata	91	33	8	50
Ricardo Villarreal	40	9	7	24

DEM Lieutenant Governor

Vote For 1

	TOTAL	Election Day	Absentee	Early Voting
Michelle Beckley	75	27	8	40
Mike Collier	53	14	7	32

DEM Attorney General

Vote For 1

	TOTAL	Election Day	Absentee	Early Voting
Rochelle Mercedes Garza	98	37	10	51
Joe Jaworski	30	3	5	22

DEM Comptroller of Public Accounts

Vote For 1

	TOTAL	Election Day	Absentee	Early Voting
Angel Luis Vega	53	17	5	31
Janet T. Dudding	70	22	10	38

DEM Commissioner of the General Land Office

Vote For 1

	TOTAL	Election Day	Absentee	Early Voting
Sandragrace Martinez	86	31	9	46
Jay Kleberg	40	10	5	25

DEM County Judge County Races

Vote For 1

	TOTAL	Election Day	Absentee	Early Voting
Ina Minjarez	70	30	8	32
Peter Sakai	63	12	8	43

DEM Judge, County Court at Law No. 2 County Races

Vote For 1

	TOTAL	Election Day	Absentee	Early Voting
Melissa Saenz	69	21	8	40
Maria Teresa Garcia	54	17	7	30

Summary Results Report
May 24, 2022 Joint Primary Runoff Election
May 24, 2022

UNOFFICIAL RESULTS

Bexar County

3110

DEM District Clerk County Races

Vote For 1

	TOTAL	Election Day	Absentee	Early Voting
Gloria A. Martinez	74	22	12	40
Christine "Chris" Castillo	48	16	3	29

RETRIEVED FROM DEMOCRACYDOCKET.COM

Summary Results Report
May 24, 2022 Joint Primary Runoff Election
May 24, 2022

UNOFFICIAL RESULTS

Bexar County

3111

Statistics

	TOTAL	Election Day	Absentee	Early Voting
Registered Voters - Total	0			
Ballots Cast - Total	0	0	0	0
Ballots Cast - Democratic Party	0	0	0	0
Voter Turnout - Total	0.00%			

DEM United States Representative, District 21 United States Representative, District 21

Vote For 1

	TOTAL	Election Day	Absentee	Early Voting
Claudia Andreana Zapata	0	0	0	0
Ricardo Villarreal	0	0	0	0

DEM Lieutenant Governor

Vote For 1

	TOTAL	Election Day	Absentee	Early Voting
Michelle Beckley	0	0	0	0
Mike Collier	0	0	0	0

DEM Attorney General

Vote For 1

	TOTAL	Election Day	Absentee	Early Voting
Rochelle Mercedes Garza	0	0	0	0
Joe Jaworski	0	0	0	0

DEM Comptroller of Public Accounts

Vote For 1

	TOTAL	Election Day	Absentee	Early Voting
Angel Luis Vega	0	0	0	0
Janet T. Dudding	0	0	0	0

DEM Commissioner of the General Land Office

Vote For 1

	TOTAL	Election Day	Absentee	Early Voting
Sandragrace Martinez	0	0	0	0
Jay Kleberg	0	0	0	0

DEM County Judge County Races

Vote For 1

	TOTAL	Election Day	Absentee	Early Voting
Ina Minjarez	0	0	0	0
Peter Sakai	0	0	0	0

DEM Judge, County Court at Law No. 2 County Races

Vote For 1

	TOTAL	Election Day	Absentee	Early Voting
Melissa Saenz	0	0	0	0
Maria Teresa Garcia	0	0	0	0

Summary Results Report
May 24, 2022 Joint Primary Runoff Election
May 24, 2022

UNOFFICIAL RESULTS

Bexar County

3111

DEM District Clerk County Races

Vote For 1

	TOTAL	Election Day	Absentee	Early Voting
Gloria A. Martinez	0	0	0	0
Christine "Chris" Castillo	0	0	0	0

RETRIEVED FROM DEMOCRACYDOCKET.COM

Summary Results Report
May 24, 2022 Joint Primary Runoff Election
May 24, 2022

UNOFFICIAL RESULTS

Bexar County

3112

Statistics

	TOTAL	Election Day	Absentee	Early Voting
Registered Voters - Total	1,666			
Ballots Cast - Total	155	64	13	78
Ballots Cast - Democratic Party	90	34	12	44
Voter Turnout - Total	9.30%			

DEM Lieutenant Governor

Vote For 1

	TOTAL	Election Day	Absentee	Early Voting
Michelle Beckley	47	26	3	18
Mike Collier	39	7	9	23

DEM Attorney General

Vote For 1

	TOTAL	Election Day	Absentee	Early Voting
Rochelle Mercedes Garza	69	28	8	33
Joe Jaworski	18	5	4	9

DEM Comptroller of Public Accounts

Vote For 1

	TOTAL	Election Day	Absentee	Early Voting
Angel Luis Vega	35	15	3	17
Janet T. Dudding	45	16	9	20

DEM Commissioner of the General Land Office

Vote For 1

	TOTAL	Election Day	Absentee	Early Voting
Sandragrace Martinez	50	25	1	24
Jay Kleberg	36	9	11	16

DEM Member, State Board of Education, District 1 State Board of Education, District 1

Vote For 1

	TOTAL	Election Day	Absentee	Early Voting
Melissa N. Ortega	56	23	8	25
Laura Marquez	23	8	2	13

DEM County Judge County Races

Vote For 1

	TOTAL	Election Day	Absentee	Early Voting
Ina Minjarez	38	17	4	17
Peter Sakai	46	15	8	23

DEM Judge, County Court at Law No. 2 County Races

Vote For 1

	TOTAL	Election Day	Absentee	Early Voting
Melissa Saenz	35	14	4	17
Maria Teresa Garcia	41	16	5	20

Summary Results Report
May 24, 2022 Joint Primary Runoff Election
May 24, 2022

UNOFFICIAL RESULTS

Bexar County

3112

DEM District Clerk County Races

Vote For 1

	TOTAL	Election Day	Absentee	Early Voting
Gloria A. Martinez	35	17	4	14
Christine "Chris" Castillo	41	13	7	21

RETRIEVED FROM DEMOCRACYDOCKET.COM

Summary Results Report
May 24, 2022 Joint Primary Runoff Election
May 24, 2022

UNOFFICIAL RESULTS

Bexar County

3113

Statistics

	TOTAL	Election Day	Absentee	Early Voting
Registered Voters - Total	1,135			
Ballots Cast - Total	57	25	5	27
Ballots Cast - Democratic Party	25	9	1	15
Voter Turnout - Total	5.02%			

DEM Lieutenant Governor

Vote For 1

	TOTAL	Election Day	Absentee	Early Voting
Michelle Beckley	12	4	1	7
Mike Collier	9	3	0	6

DEM Attorney General

Vote For 1

	TOTAL	Election Day	Absentee	Early Voting
Rochelle Mercedes Garza	19	6	1	12
Joe Jaworski	3	1	0	2

DEM Comptroller of Public Accounts

Vote For 1

	TOTAL	Election Day	Absentee	Early Voting
Angel Luis Vega	11	5	1	5
Janet T. Dudding	8	2	0	6

DEM Commissioner of the General Land Office

Vote For 1

	TOTAL	Election Day	Absentee	Early Voting
Sandragrace Martinez	10	4	0	6
Jay Kleberg	11	3	1	7

DEM Member, State Board of Education, District 1 State Board of Education, District 1

Vote For 1

	TOTAL	Election Day	Absentee	Early Voting
Melissa N. Ortega	14	6	1	7
Laura Marquez	6	1	0	5

DEM County Judge County Races

Vote For 1

	TOTAL	Election Day	Absentee	Early Voting
Ina Minjarez	9	3	1	5
Peter Sakai	14	6	0	8

DEM Judge, County Court at Law No. 2 County Races

Vote For 1

	TOTAL	Election Day	Absentee	Early Voting
Melissa Saenz	9	3	1	5
Maria Teresa Garcia	11	4	0	7

Summary Results Report
May 24, 2022 Joint Primary Runoff Election
May 24, 2022

UNOFFICIAL RESULTS

Bexar County

3113

DEM District Clerk County Races

Vote For 1

	TOTAL	Election Day	Absentee	Early Voting
Gloria A. Martinez	8	3	1	4
Christine "Chris" Castillo	11	4	0	7

RETRIEVED FROM DEMOCRACYDOCKET.COM

Summary Results Report
May 24, 2022 Joint Primary Runoff Election
May 24, 2022

UNOFFICIAL RESULTS

Bexar County

3114

Statistics

	TOTAL	Election Day	Absentee	Early Voting
Registered Voters - Total	2,299			
Ballots Cast - Total	399	148	67	184
Ballots Cast - Democratic Party	125	45	24	56
Voter Turnout - Total	17.36%			

DEM United States Representative, District 21 United States Representative, District 21

Vote For 1

	TOTAL	Election Day	Absentee	Early Voting
Claudia Andreana Zapata	80	25	17	38
Ricardo Villarreal	34	14	7	13

DEM Lieutenant Governor

Vote For 1

	TOTAL	Election Day	Absentee	Early Voting
Michelle Beckley	42	16	10	16
Mike Collier	75	25	14	36

DEM Attorney General

Vote For 1

	TOTAL	Election Day	Absentee	Early Voting
Rochelle Mercedes Garza	71	26	15	30
Joe Jaworski	48	17	9	22

DEM Comptroller of Public Accounts

Vote For 1

	TOTAL	Election Day	Absentee	Early Voting
Angel Luis Vega	32	9	9	14
Janet T. Dudding	79	26	15	38

DEM Commissioner of the General Land Office

Vote For 1

	TOTAL	Election Day	Absentee	Early Voting
Sandragrace Martinez	51	16	12	23
Jay Kleberg	66	26	11	29

DEM County Judge County Races

Vote For 1

	TOTAL	Election Day	Absentee	Early Voting
Ina Minjarez	42	17	12	13
Peter Sakai	80	26	12	42

DEM Judge, County Court at Law No. 2 County Races

Vote For 1

	TOTAL	Election Day	Absentee	Early Voting
Melissa Saenz	66	23	13	30
Maria Teresa Garcia	42	11	10	21

Summary Results Report
May 24, 2022 Joint Primary Runoff Election
May 24, 2022

UNOFFICIAL RESULTS

Bexar County

3114

DEM District Clerk County Races

Vote For 1

	TOTAL	Election Day	Absentee	Early Voting
Gloria A. Martinez	57	17	17	23
Christine "Chris" Castillo	54	20	6	28

RETRIEVED FROM DEMOCRACYDOCKET.COM

Summary Results Report
May 24, 2022 Joint Primary Runoff Election
May 24, 2022

UNOFFICIAL RESULTS

Bexar County

3115

Statistics

	TOTAL	Election Day	Absentee	Early Voting
Registered Voters - Total	1,832			
Ballots Cast - Total	462	120	85	257
Ballots Cast - Democratic Party	174	51	46	77
Voter Turnout - Total	25.22%			

DEM Lieutenant Governor

Vote For 1

	TOTAL	Election Day	Absentee	Early Voting
Michelle Beckley	59	23	7	29
Mike Collier	105	24	37	44

DEM Attorney General

Vote For 1

	TOTAL	Election Day	Absentee	Early Voting
Rochelle Mercedes Garza	114	36	27	51
Joe Jaworski	54	13	17	24

DEM Comptroller of Public Accounts

Vote For 1

	TOTAL	Election Day	Absentee	Early Voting
Angel Luis Vega	49	14	3	32
Janet T. Dudding	115	33	41	41

DEM Commissioner of the General Land Office

Vote For 1

	TOTAL	Election Day	Absentee	Early Voting
Sandragrace Martinez	57	21	7	29
Jay Kleberg	108	28	37	43

DEM Member, State Board of Education, District 1 State Board of Education, District 1

Vote For 1

	TOTAL	Election Day	Absentee	Early Voting
Melissa N. Ortega	110	28	35	47
Laura Marquez	45	16	7	22

DEM County Judge County Races

Vote For 1

	TOTAL	Election Day	Absentee	Early Voting
Ina Minjarez	52	17	14	21
Peter Sakai	119	34	32	53

DEM Judge, County Court at Law No. 2 County Races

Vote For 1

	TOTAL	Election Day	Absentee	Early Voting
Melissa Saenz	122	32	32	58
Maria Teresa Garcia	38	13	10	15

Summary Results Report
May 24, 2022 Joint Primary Runoff Election
May 24, 2022

UNOFFICIAL RESULTS

Bexar County

3115

DEM District Clerk County Races

Vote For 1

	TOTAL	Election Day	Absentee	Early Voting
Gloria A. Martinez	59	22	7	30
Christine "Chris" Castillo	102	24	36	42

RETRIEVED FROM DEMOCRACYDOCKET.COM

Summary Results Report
May 24, 2022 Joint Primary Runoff Election
May 24, 2022

UNOFFICIAL RESULTS

Bexar County

3116

Statistics

	TOTAL	Election Day	Absentee	Early Voting
Registered Voters - Total	1,914			
Ballots Cast - Total	140	55	8	77
Ballots Cast - Democratic Party	62	19	7	36
Voter Turnout - Total	7.31%			

DEM United States Representative, District 21 United States Representative, District 21

Vote For 1

	TOTAL	Election Day	Absentee	Early Voting
Claudia Andreana Zapata	37	14	1	22
Ricardo Villarreal	22	5	5	12

DEM Lieutenant Governor

Vote For 1

	TOTAL	Election Day	Absentee	Early Voting
Michelle Beckley	28	11	1	16
Mike Collier	32	8	6	18

DEM Attorney General

Vote For 1

	TOTAL	Election Day	Absentee	Early Voting
Rochelle Mercedes Garza	43	16	4	23
Joe Jaworski	18	3	3	12

DEM Comptroller of Public Accounts

Vote For 1

	TOTAL	Election Day	Absentee	Early Voting
Angel Luis Vega	25	11	2	12
Janet T. Dudding	33	7	5	21

DEM Commissioner of the General Land Office

Vote For 1

	TOTAL	Election Day	Absentee	Early Voting
Sandragrace Martinez	31	9	2	20
Jay Kleberg	28	9	5	14

DEM County Judge County Races

Vote For 1

	TOTAL	Election Day	Absentee	Early Voting
Ina Minjarez	21	7	3	11
Peter Sakai	39	11	4	24

DEM Judge, County Court at Law No. 2 County Races

Vote For 1

	TOTAL	Election Day	Absentee	Early Voting
Melissa Saenz	30	8	3	19
Maria Teresa Garcia	27	9	3	15

Summary Results Report
May 24, 2022 Joint Primary Runoff Election
May 24, 2022

UNOFFICIAL RESULTS

Bexar County

3116

DEM District Clerk County Races

Vote For 1

	TOTAL	Election Day	Absentee	Early Voting
Gloria A. Martinez	26	7	1	18
Christine "Chris" Castillo	32	11	5	16

RETRIEVED FROM DEMOCRACYDOCKET.COM

Summary Results Report
May 24, 2022 Joint Primary Runoff Election
May 24, 2022

UNOFFICIAL RESULTS

Bexar County

3117

Statistics

	TOTAL	Election Day	Absentee	Early Voting
Registered Voters - Total	3,050			
Ballots Cast - Total	542	193	88	261
Ballots Cast - Democratic Party	219	67	42	110
Voter Turnout - Total	17.77%			

DEM United States Representative, District 21 United States Representative, District 21

Vote For 1

	TOTAL	Election Day	Absentee	Early Voting
Claudia Andreana Zapata	142	51	24	67
Ricardo Villarreal	68	10	18	40

DEM Lieutenant Governor

Vote For 1

	TOTAL	Election Day	Absentee	Early Voting
Michelle Beckley	83	29	13	41
Mike Collier	128	34	29	65

DEM Attorney General

Vote For 1

	TOTAL	Election Day	Absentee	Early Voting
Rochelle Mercedes Garza	143	42	24	77
Joe Jaworski	66	21	18	27

DEM Comptroller of Public Accounts

Vote For 1

	TOTAL	Election Day	Absentee	Early Voting
Angel Luis Vega	54	21	11	22
Janet T. Dudding	151	40	31	80

DEM Commissioner of the General Land Office

Vote For 1

	TOTAL	Election Day	Absentee	Early Voting
Sandragrace Martinez	85	31	10	44
Jay Kleberg	123	32	32	59

DEM County Judge County Races

Vote For 1

	TOTAL	Election Day	Absentee	Early Voting
Ina Minjarez	78	24	16	38
Peter Sakai	140	42	26	72

DEM Judge, County Court at Law No. 2 County Races

Vote For 1

	TOTAL	Election Day	Absentee	Early Voting
Melissa Saenz	145	42	31	72
Maria Teresa Garcia	55	20	9	26

Summary Results Report
May 24, 2022 Joint Primary Runoff Election
May 24, 2022

UNOFFICIAL RESULTS

Bexar County

3117

DEM District Clerk County Races

Vote For 1

	TOTAL	Election Day	Absentee	Early Voting
Gloria A. Martinez	82	26	19	37
Christine "Chris" Castillo	118	34	22	62

RETRIEVED FROM DEMOCRACYDOCKET.COM

Summary Results Report
May 24, 2022 Joint Primary Runoff Election
May 24, 2022

UNOFFICIAL RESULTS

Bexar County

3118

Statistics

	TOTAL	Election Day	Absentee	Early Voting
Registered Voters - Total	1,004			
Ballots Cast - Total	180	66	41	73
Ballots Cast - Democratic Party	93	27	25	41
Voter Turnout - Total	17.93%			

DEM United States Representative, District 21 United States Representative, District 21

Vote For 1

	TOTAL	Election Day	Absentee	Early Voting
Claudia Andreana Zapata	58	18	17	23
Ricardo Villarreal	27	9	5	13

DEM Lieutenant Governor

Vote For 1

	TOTAL	Election Day	Absentee	Early Voting
Michelle Beckley	41	14	11	16
Mike Collier	42	10	10	22

DEM Attorney General

Vote For 1

	TOTAL	Election Day	Absentee	Early Voting
Rochelle Mercedes Garza	52	20	8	24
Joe Jaworski	33	6	12	15

DEM Comptroller of Public Accounts

Vote For 1

	TOTAL	Election Day	Absentee	Early Voting
Angel Luis Vega	21	4	6	11
Janet T. Dudding	58	20	15	23

DEM Commissioner of the General Land Office

Vote For 1

	TOTAL	Election Day	Absentee	Early Voting
Sandragrace Martinez	34	11	10	13
Jay Kleberg	50	15	11	24

DEM County Judge County Races

Vote For 1

	TOTAL	Election Day	Absentee	Early Voting
Ina Minjarez	32	11	9	12
Peter Sakai	58	16	14	28

DEM Judge, County Court at Law No. 2 County Races

Vote For 1

	TOTAL	Election Day	Absentee	Early Voting
Melissa Saenz	53	11	14	28
Maria Teresa Garcia	30	12	7	11

Summary Results Report
May 24, 2022 Joint Primary Runoff Election
May 24, 2022

UNOFFICIAL RESULTS

Bexar County

3118

DEM District Clerk County Races

Vote For 1

	TOTAL	Election Day	Absentee	Early Voting
Gloria A. Martinez	30	11	7	12
Christine "Chris" Castillo	54	15	13	26

RETRIEVED FROM DEMOCRACYDOCKET.COM

Summary Results Report
May 24, 2022 Joint Primary Runoff Election
May 24, 2022

UNOFFICIAL RESULTS

Bexar County

3119

Statistics

	TOTAL	Election Day	Absentee	Early Voting
Registered Voters - Total	2,963			
Ballots Cast - Total	356	162	53	141
Ballots Cast - Democratic Party	168	85	29	54
Voter Turnout - Total	12.01%			

DEM United States Representative, District 21 United States Representative, District 21

Vote For 1

	TOTAL	Election Day	Absentee	Early Voting
Claudia Andreana Zapata	103	63	11	29
Ricardo Villarreal	55	18	15	22

DEM Lieutenant Governor

Vote For 1

	TOTAL	Election Day	Absentee	Early Voting
Michelle Beckley	63	41	3	19
Mike Collier	100	40	26	34

DEM Attorney General

Vote For 1

	TOTAL	Election Day	Absentee	Early Voting
Rochelle Mercedes Garza	113	60	18	35
Joe Jaworski	48	22	9	17

DEM Comptroller of Public Accounts

Vote For 1

	TOTAL	Election Day	Absentee	Early Voting
Angel Luis Vega	42	26	4	12
Janet T. Dudding	112	49	25	38

DEM Commissioner of the General Land Office

Vote For 1

	TOTAL	Election Day	Absentee	Early Voting
Sandragrace Martinez	69	45	3	21
Jay Kleberg	89	33	26	30

DEM County Judge County Races

Vote For 1

	TOTAL	Election Day	Absentee	Early Voting
Ina Minjarez	73	44	10	19
Peter Sakai	91	39	19	33

DEM Judge, County Court at Law No. 2 County Races

Vote For 1

	TOTAL	Election Day	Absentee	Early Voting
Melissa Saenz	102	44	19	39
Maria Teresa Garcia	49	29	6	14

Summary Results Report
May 24, 2022 Joint Primary Runoff Election
May 24, 2022

UNOFFICIAL RESULTS

Bexar County

3119

DEM District Clerk County Races

Vote For 1

	TOTAL	Election Day	Absentee	Early Voting
Gloria A. Martinez	70	41	9	20
Christine "Chris" Castillo	79	33	15	31

RETRIEVED FROM DEMOCRACYDOCKET.COM

Summary Results Report
May 24, 2022 Joint Primary Runoff Election
May 24, 2022

UNOFFICIAL RESULTS

Bexar County

3120

Statistics

	TOTAL	Election Day	Absentee	Early Voting
Registered Voters - Total	3,411			
Ballots Cast - Total	312	153	36	123
Ballots Cast - Democratic Party	164	66	23	75
Voter Turnout - Total	9.15%			

DEM United States Representative, District 21 United States Representative, District 21

Vote For 1

	TOTAL	Election Day	Absentee	Early Voting
Claudia Andreana Zapata	105	44	11	50
Ricardo Villarreal	55	19	12	24

DEM Lieutenant Governor

Vote For 1

	TOTAL	Election Day	Absentee	Early Voting
Michelle Beckley	79	36	9	34
Mike Collier	82	29	13	40

DEM Attorney General

Vote For 1

	TOTAL	Election Day	Absentee	Early Voting
Rochelle Mercedes Garza	105	50	9	46
Joe Jaworski	56	14	14	28

DEM Comptroller of Public Accounts

Vote For 1

	TOTAL	Election Day	Absentee	Early Voting
Angel Luis Vega	63	28	12	23
Janet T. Dudding	93	35	11	47

DEM Commissioner of the General Land Office

Vote For 1

	TOTAL	Election Day	Absentee	Early Voting
Sandragrace Martinez	84	36	12	36
Jay Kleberg	75	28	11	36

DEM County Judge County Races

Vote For 1

	TOTAL	Election Day	Absentee	Early Voting
Ina Minjarez	79	35	5	39
Peter Sakai	84	31	18	35

DEM Judge, County Court at Law No. 2 County Races

Vote For 1

	TOTAL	Election Day	Absentee	Early Voting
Melissa Saenz	93	38	13	42
Maria Teresa Garcia	64	25	8	31

Summary Results Report
May 24, 2022 Joint Primary Runoff Election
May 24, 2022

UNOFFICIAL RESULTS

Bexar County

3120

DEM District Clerk County Races

Vote For 1

	TOTAL	Election Day	Absentee	Early Voting
Gloria A. Martinez	65	29	9	27
Christine "Chris" Castillo	92	34	11	47

RETRIEVED FROM DEMOCRACYDOCKET.COM

Summary Results Report
May 24, 2022 Joint Primary Runoff Election
May 24, 2022

UNOFFICIAL RESULTS

Bexar County

3121

Statistics

	TOTAL	Election Day	Absentee	Early Voting
Registered Voters - Total	3,057			
Ballots Cast - Total	308	123	49	136
Ballots Cast - Democratic Party	130	46	22	62
Voter Turnout - Total	10.08%			

DEM United States Representative, District 21 United States Representative, District 21

Vote For 1

	TOTAL	Election Day	Absentee	Early Voting
Claudia Andreana Zapata	75	30	11	34
Ricardo Villarreal	53	16	11	26

DEM Lieutenant Governor

Vote For 1

	TOTAL	Election Day	Absentee	Early Voting
Michelle Beckley	66	27	8	31
Mike Collier	60	18	14	28

DEM Attorney General

Vote For 1

	TOTAL	Election Day	Absentee	Early Voting
Rochelle Mercedes Garza	93	32	15	46
Joe Jaworski	35	14	6	15

DEM Comptroller of Public Accounts

Vote For 1

	TOTAL	Election Day	Absentee	Early Voting
Angel Luis Vega	34	13	4	17
Janet T. Dudding	89	31	18	40

DEM Commissioner of the General Land Office

Vote For 1

	TOTAL	Election Day	Absentee	Early Voting
Sandragrace Martinez	70	29	7	34
Jay Kleberg	52	15	13	24

DEM County Judge County Races

Vote For 1

	TOTAL	Election Day	Absentee	Early Voting
Ina Minjarez	60	24	10	26
Peter Sakai	68	21	11	36

DEM Judge, County Court at Law No. 2 County Races

Vote For 1

	TOTAL	Election Day	Absentee	Early Voting
Melissa Saenz	67	20	15	32
Maria Teresa Garcia	49	20	6	23

Summary Results Report
May 24, 2022 Joint Primary Runoff Election
May 24, 2022

UNOFFICIAL RESULTS

Bexar County

3121

DEM District Clerk County Races

Vote For 1

	TOTAL	Election Day	Absentee	Early Voting
Gloria A. Martinez	62	23	9	30
Christine "Chris" Castillo	58	19	11	28

RETRIEVED FROM DEMOCRACYDOCKET.COM

Summary Results Report
May 24, 2022 Joint Primary Runoff Election
May 24, 2022

UNOFFICIAL RESULTS

Bexar County

3122

Statistics

	TOTAL	Election Day	Absentee	Early Voting
Registered Voters - Total	2,420			
Ballots Cast - Total	287	108	50	129
Ballots Cast - Democratic Party	144	43	30	71
Voter Turnout - Total	11.86%			

DEM United States Representative, District 21 United States Representative, District 21

Vote For 1

	TOTAL	Election Day	Absentee	Early Voting
Claudia Andreana Zapata	84	30	11	43
Ricardo Villarreal	52	9	17	26

DEM Lieutenant Governor

Vote For 1

	TOTAL	Election Day	Absentee	Early Voting
Michelle Beckley	62	22	9	31
Mike Collier	75	18	19	38

DEM Attorney General

Vote For 1

	TOTAL	Election Day	Absentee	Early Voting
Rochelle Mercedes Garza	93	30	15	48
Joe Jaworski	45	10	13	22

DEM Comptroller of Public Accounts

Vote For 1

	TOTAL	Election Day	Absentee	Early Voting
Angel Luis Vega	39	12	5	22
Janet T. Dudding	93	26	23	44

DEM Commissioner of the General Land Office

Vote For 1

	TOTAL	Election Day	Absentee	Early Voting
Sandragrace Martinez	64	23	6	35
Jay Kleberg	72	17	22	33

DEM County Judge County Races

Vote For 1

	TOTAL	Election Day	Absentee	Early Voting
Ina Minjarez	59	24	9	26
Peter Sakai	84	18	21	45

DEM Judge, County Court at Law No. 2 County Races

Vote For 1

	TOTAL	Election Day	Absentee	Early Voting
Melissa Saenz	92	27	21	44
Maria Teresa Garcia	38	10	6	22

Summary Results Report
May 24, 2022 Joint Primary Runoff Election
May 24, 2022

UNOFFICIAL RESULTS

Bexar County

3122

DEM District Clerk County Races

Vote For 1

	TOTAL	Election Day	Absentee	Early Voting
Gloria A. Martinez	58	16	13	29
Christine "Chris" Castillo	72	19	14	39

RETRIEVED FROM DEMOCRACYDOCKET.COM

Summary Results Report
May 24, 2022 Joint Primary Runoff Election
May 24, 2022

UNOFFICIAL RESULTS

Bexar County

3123

Statistics

	TOTAL	Election Day	Absentee	Early Voting
Registered Voters - Total	944			
Ballots Cast - Total	53	28	12	13
Ballots Cast - Democratic Party	18	7	3	8
Voter Turnout - Total	5.61%			

DEM Lieutenant Governor

Vote For 1

	TOTAL	Election Day	Absentee	Early Voting
Michelle Beckley	11	4	2	5
Mike Collier	7	3	1	3

DEM Attorney General

Vote For 1

	TOTAL	Election Day	Absentee	Early Voting
Rochelle Mercedes Garza	16	7	3	6
Joe Jaworski	2	0	0	2

DEM Comptroller of Public Accounts

Vote For 1

	TOTAL	Election Day	Absentee	Early Voting
Angel Luis Vega	6	1	2	3
Janet T. Dudding	12	6	1	5

DEM Commissioner of the General Land Office

Vote For 1

	TOTAL	Election Day	Absentee	Early Voting
Sandragrace Martinez	13	5	2	6
Jay Kleberg	5	2	1	2

DEM County Judge County Races

Vote For 1

	TOTAL	Election Day	Absentee	Early Voting
Ina Minjarez	6	2	2	2
Peter Sakai	12	5	1	6

DEM Judge, County Court at Law No. 2 County Races

Vote For 1

	TOTAL	Election Day	Absentee	Early Voting
Melissa Saenz	6	2	1	3
Maria Teresa Garcia	12	5	2	5

DEM District Clerk County Races

Vote For 1

	TOTAL	Election Day	Absentee	Early Voting
Gloria A. Martinez	8	3	2	3
Christine "Chris" Castillo	10	4	1	5

Summary Results Report
May 24, 2022 Joint Primary Runoff Election
May 24, 2022

UNOFFICIAL RESULTS

Bexar County

3124

Statistics

	TOTAL	Election Day	Absentee	Early Voting
Registered Voters - Total	5,153			
Ballots Cast - Total	375	151	76	148
Ballots Cast - Democratic Party	161	61	25	75
Voter Turnout - Total	7.28%			

DEM United States Representative, District 21 United States Representative, District 21

Vote For 1

	TOTAL	Election Day	Absentee	Early Voting
Claudia Andreana Zapata	99	41	9	49
Ricardo Villarreal	50	14	15	21

DEM Lieutenant Governor

Vote For 1

	TOTAL	Election Day	Absentee	Early Voting
Michelle Beckley	79	35	6	38
Mike Collier	69	19	18	32

DEM Attorney General

Vote For 1

	TOTAL	Election Day	Absentee	Early Voting
Rochelle Mercedes Garza	116	46	15	55
Joe Jaworski	34	9	9	16

DEM Comptroller of Public Accounts

Vote For 1

	TOTAL	Election Day	Absentee	Early Voting
Angel Luis Vega	56	23	3	30
Janet T. Dudding	91	34	21	36

DEM Commissioner of the General Land Office

Vote For 1

	TOTAL	Election Day	Absentee	Early Voting
Sandragrace Martinez	85	38	10	37
Jay Kleberg	63	19	14	30

DEM County Judge County Races

Vote For 1

	TOTAL	Election Day	Absentee	Early Voting
Ina Minjarez	69	32	7	30
Peter Sakai	89	28	17	44

DEM Judge, County Court at Law No. 2 County Races

Vote For 1

	TOTAL	Election Day	Absentee	Early Voting
Melissa Saenz	87	31	16	40
Maria Teresa Garcia	60	25	8	27

Summary Results Report
May 24, 2022 Joint Primary Runoff Election
May 24, 2022

UNOFFICIAL RESULTS

Bexar County

3124

DEM District Clerk County Races

Vote For 1

	TOTAL	Election Day	Absentee	Early Voting
Gloria A. Martinez	79	30	12	37
Christine "Chris" Castillo	70	27	11	32

RETRIEVED FROM DEMOCRACYDOCKET.COM

Summary Results Report
May 24, 2022 Joint Primary Runoff Election
May 24, 2022

UNOFFICIAL RESULTS

Bexar County

3125

Statistics

	TOTAL	Election Day	Absentee	Early Voting
Registered Voters - Total	4,125			
Ballots Cast - Total	285	149	41	95
Ballots Cast - Democratic Party	98	45	15	38
Voter Turnout - Total	6.91%			

DEM Lieutenant Governor

Vote For 1

	TOTAL	Election Day	Absentee	Early Voting
Michelle Beckley	46	24	3	19
Mike Collier	47	19	11	17

DEM Attorney General

Vote For 1

	TOTAL	Election Day	Absentee	Early Voting
Rochelle Mercedes Garza	71	38	9	24
Joe Jaworski	25	6	6	13

DEM Comptroller of Public Accounts

Vote For 1

	TOTAL	Election Day	Absentee	Early Voting
Angel Luis Vega	39	20	6	13
Janet T. Dudding	55	23	9	23

DEM Commissioner of the General Land Office

Vote For 1

	TOTAL	Election Day	Absentee	Early Voting
Sandragrace Martinez	50	29	8	13
Jay Kleberg	42	14	7	21

DEM County Judge County Races

Vote For 1

	TOTAL	Election Day	Absentee	Early Voting
Ina Minjarez	43	26	4	13
Peter Sakai	53	18	11	24

DEM Judge, County Court at Law No. 2 County Races

Vote For 1

	TOTAL	Election Day	Absentee	Early Voting
Melissa Saenz	49	25	10	14
Maria Teresa Garcia	43	18	5	20

DEM District Clerk County Races

Vote For 1

	TOTAL	Election Day	Absentee	Early Voting
Gloria A. Martinez	43	23	8	12
Christine "Chris" Castillo	51	20	7	24

Summary Results Report
May 24, 2022 Joint Primary Runoff Election
May 24, 2022

UNOFFICIAL RESULTS

Bexar County

3126

Statistics

	TOTAL	Election Day	Absentee	Early Voting
Registered Voters - Total	2,011			
Ballots Cast - Total	249	114	33	102
Ballots Cast - Democratic Party	72	30	16	26
Voter Turnout - Total	12.38%			

DEM Lieutenant Governor

Vote For 1

	TOTAL	Election Day	Absentee	Early Voting
Michelle Beckley	38	19	8	11
Mike Collier	32	11	8	13

DEM Attorney General

Vote For 1

	TOTAL	Election Day	Absentee	Early Voting
Rochelle Mercedes Garza	56	23	14	19
Joe Jaworski	15	7	2	6

DEM Comptroller of Public Accounts

Vote For 1

	TOTAL	Election Day	Absentee	Early Voting
Angel Luis Vega	32	19	4	9
Janet T. Dudding	36	10	12	14

DEM Commissioner of the General Land Office

Vote For 1

	TOTAL	Election Day	Absentee	Early Voting
Sandragrace Martinez	39	19	8	12
Jay Kleberg	30	10	8	12

DEM Member, State Board of Education, District 1 State Board of Education, District 1

Vote For 1

	TOTAL	Election Day	Absentee	Early Voting
Melissa N. Ortega	46	17	12	17
Laura Marquez	19	12	4	3

DEM County Judge County Races

Vote For 1

	TOTAL	Election Day	Absentee	Early Voting
Ina Minjarez	36	21	4	11
Peter Sakai	36	9	12	15

DEM Judge, County Court at Law No. 2 County Races

Vote For 1

	TOTAL	Election Day	Absentee	Early Voting
Melissa Saenz	40	16	12	12
Maria Teresa Garcia	26	12	4	10

Summary Results Report
May 24, 2022 Joint Primary Runoff Election
May 24, 2022

UNOFFICIAL RESULTS

Bexar County

3126

DEM District Clerk County Races

Vote For 1

	TOTAL	Election Day	Absentee	Early Voting
Gloria A. Martinez	35	19	7	9
Christine "Chris" Castillo	35	10	9	16

RETRIEVED FROM DEMOCRACYDOCKET.COM

Summary Results Report
May 24, 2022 Joint Primary Runoff Election
May 24, 2022

UNOFFICIAL RESULTS

Bexar County

3127

Statistics

	TOTAL	Election Day	Absentee	Early Voting
Registered Voters - Total	1,953			
Ballots Cast - Total	300	123	43	134
Ballots Cast - Democratic Party	86	43	13	30
Voter Turnout - Total	15.36%			

DEM Lieutenant Governor

Vote For 1

	TOTAL	Election Day	Absentee	Early Voting
Michelle Beckley	29	19	4	6
Mike Collier	56	23	9	24

DEM Attorney General

Vote For 1

	TOTAL	Election Day	Absentee	Early Voting
Rochelle Mercedes Garza	65	31	10	24
Joe Jaworski	21	12	3	6

DEM Comptroller of Public Accounts

Vote For 1

	TOTAL	Election Day	Absentee	Early Voting
Angel Luis Vega	15	9	1	5
Janet T. Dudding	70	33	12	25

DEM Commissioner of the General Land Office

Vote For 1

	TOTAL	Election Day	Absentee	Early Voting
Sandragrace Martinez	37	21	6	10
Jay Kleberg	47	21	7	19

DEM County Judge County Races

Vote For 1

	TOTAL	Election Day	Absentee	Early Voting
Ina Minjarez	52	31	5	16
Peter Sakai	34	12	8	14

DEM Judge, County Court at Law No. 2 County Races

Vote For 1

	TOTAL	Election Day	Absentee	Early Voting
Melissa Saenz	53	29	8	16
Maria Teresa Garcia	29	12	5	12

DEM District Clerk County Races

Vote For 1

	TOTAL	Election Day	Absentee	Early Voting
Gloria A. Martinez	35	22	4	9
Christine "Chris" Castillo	49	21	9	19

Summary Results Report
May 24, 2022 Joint Primary Runoff Election
May 24, 2022

UNOFFICIAL RESULTS

Bexar County

3128

Statistics

	TOTAL	Election Day	Absentee	Early Voting
Registered Voters - Total	57			
Ballots Cast - Total	10	6	2	2
Ballots Cast - Democratic Party	5	2	2	1
Voter Turnout - Total	17.54%			

DEM Lieutenant Governor

Vote For 1

	TOTAL	Election Day	Absentee	Early Voting
Michelle Beckley	1	0	1	0
Mike Collier	3	1	1	1

DEM Attorney General

Vote For 1

	TOTAL	Election Day	Absentee	Early Voting
Rochelle Mercedes Garza	4	2	1	1
Joe Jaworski	1	0	1	0

DEM Comptroller of Public Accounts

Vote For 1

	TOTAL	Election Day	Absentee	Early Voting
Angel Luis Vega	0	0	0	0
Janet T. Dudding	4	1	2	1

DEM Commissioner of the General Land Office

Vote For 1

	TOTAL	Election Day	Absentee	Early Voting
Sandragrace Martinez	1	0	1	0
Jay Kleberg	3	1	1	1

DEM Member, State Board of Education, District 1 State Board of Education, District 1

Vote For 1

	TOTAL	Election Day	Absentee	Early Voting
Melissa N. Ortega	3	1	1	1
Laura Marquez	1	0	1	0

DEM County Judge County Races

Vote For 1

	TOTAL	Election Day	Absentee	Early Voting
Ina Minjarez	2	0	1	1
Peter Sakai	3	2	1	0

DEM Judge, County Court at Law No. 2 County Races

Vote For 1

	TOTAL	Election Day	Absentee	Early Voting
Melissa Saenz	4	1	2	1
Maria Teresa Garcia	0	0	0	0

Summary Results Report
May 24, 2022 Joint Primary Runoff Election
May 24, 2022

UNOFFICIAL RESULTS

Bexar County

3128

DEM District Clerk County Races

Vote For 1

	TOTAL	Election Day	Absentee	Early Voting
Gloria A. Martinez	2	0	2	0
Christine "Chris" Castillo	2	1	0	1

RETRIEVED FROM DEMOCRACYDOCKET.COM

Summary Results Report
May 24, 2022 Joint Primary Runoff Election
May 24, 2022

UNOFFICIAL RESULTS

Bexar County

3129

Statistics

	TOTAL	Election Day	Absentee	Early Voting
Registered Voters - Total	3,335			
Ballots Cast - Total	306	136	21	149
Ballots Cast - Democratic Party	178	81	18	79
Voter Turnout - Total	9.18%			

DEM Lieutenant Governor

Vote For 1

	TOTAL	Election Day	Absentee	Early Voting
Michelle Beckley	95	52	6	37
Mike Collier	74	23	12	39

DEM Attorney General

Vote For 1

	TOTAL	Election Day	Absentee	Early Voting
Rochelle Mercedes Garza	126	59	14	53
Joe Jaworski	43	16	4	23

DEM Comptroller of Public Accounts

Vote For 1

	TOTAL	Election Day	Absentee	Early Voting
Angel Luis Vega	67	33	9	25
Janet T. Dudding	99	40	9	50

DEM Commissioner of the General Land Office

Vote For 1

	TOTAL	Election Day	Absentee	Early Voting
Sandragrace Martinez	104	51	10	43
Jay Kleberg	66	27	8	31

DEM Member, State Board of Education, District 1 State Board of Education, District 1

Vote For 1

	TOTAL	Election Day	Absentee	Early Voting
Melissa N. Ortega	110	42	17	51
Laura Marquez	55	31	1	23

DEM County Judge County Races

Vote For 1

	TOTAL	Election Day	Absentee	Early Voting
Ina Minjarez	93	43	7	43
Peter Sakai	83	36	11	36

DEM Judge, County Court at Law No. 2 County Races

Vote For 1

	TOTAL	Election Day	Absentee	Early Voting
Melissa Saenz	89	33	12	44
Maria Teresa Garcia	70	34	5	31

Summary Results Report
May 24, 2022 Joint Primary Runoff Election
May 24, 2022

UNOFFICIAL RESULTS

Bexar County

3129

DEM District Clerk County Races

Vote For 1

	TOTAL	Election Day	Absentee	Early Voting
Gloria A. Martinez	91	36	10	45
Christine "Chris" Castillo	72	33	8	31

RETRIEVED FROM DEMOCRACYDOCKET.COM

Summary Results Report
May 24, 2022 Joint Primary Runoff Election
May 24, 2022

UNOFFICIAL RESULTS

Bexar County

3130

Statistics

	TOTAL	Election Day	Absentee	Early Voting
Registered Voters - Total	1,859			
Ballots Cast - Total	432	111	71	250
Ballots Cast - Democratic Party	117	39	25	53
Voter Turnout - Total	23.24%			

DEM Lieutenant Governor

Vote For 1

	TOTAL	Election Day	Absentee	Early Voting
Michelle Beckley	23	12	3	8
Mike Collier	88	26	20	42

DEM Attorney General

Vote For 1

	TOTAL	Election Day	Absentee	Early Voting
Rochelle Mercedes Garza	70	22	18	30
Joe Jaworski	42	16	5	21

DEM Comptroller of Public Accounts

Vote For 1

	TOTAL	Election Day	Absentee	Early Voting
Angel Luis Vega	28	16	6	6
Janet T. Dudding	75	21	15	39

DEM Commissioner of the General Land Office

Vote For 1

	TOTAL	Election Day	Absentee	Early Voting
Sandragrace Martinez	37	19	8	10
Jay Kleberg	73	20	17	36

DEM Member, State Board of Education, District 1 State Board of Education, District 1

Vote For 1

	TOTAL	Election Day	Absentee	Early Voting
Melissa N. Ortega	74	23	18	33
Laura Marquez	26	12	4	10

DEM County Judge County Races

Vote For 1

	TOTAL	Election Day	Absentee	Early Voting
Ina Minjarez	25	11	4	10
Peter Sakai	90	27	21	42

DEM Judge, County Court at Law No. 2 County Races

Vote For 1

	TOTAL	Election Day	Absentee	Early Voting
Melissa Saenz	69	23	14	32
Maria Teresa Garcia	29	11	8	10

Summary Results Report
May 24, 2022 Joint Primary Runoff Election
May 24, 2022

UNOFFICIAL RESULTS

Bexar County

3130

DEM District Clerk County Races

Vote For 1

	TOTAL	Election Day	Absentee	Early Voting
Gloria A. Martinez	39	13	9	17
Christine "Chris" Castillo	61	22	12	27

RETRIEVED FROM DEMOCRACYDOCKET.COM

Summary Results Report
May 24, 2022 Joint Primary Runoff Election
May 24, 2022

UNOFFICIAL RESULTS

Bexar County

3131

Statistics

	TOTAL	Election Day	Absentee	Early Voting
Registered Voters - Total	1			
Ballots Cast - Total	0	0	0	0
Ballots Cast - Democratic Party	0	0	0	0
Voter Turnout - Total	0.00%			

DEM United States Representative, District 21 United States Representative, District 21

Vote For 1

	TOTAL	Election Day	Absentee	Early Voting
Claudia Andreana Zapata	0	0	0	0
Ricardo Villarreal	0	0	0	0

DEM Lieutenant Governor

Vote For 1

	TOTAL	Election Day	Absentee	Early Voting
Michelle Beckley	0	0	0	0
Mike Collier	0	0	0	0

DEM Attorney General

Vote For 1

	TOTAL	Election Day	Absentee	Early Voting
Rochelle Mercedes Garza	0	0	0	0
Joe Jaworski	0	0	0	0

DEM Comptroller of Public Accounts

Vote For 1

	TOTAL	Election Day	Absentee	Early Voting
Angel Luis Vega	0	0	0	0
Janet T. Dudding	0	0	0	0

DEM Commissioner of the General Land Office

Vote For 1

	TOTAL	Election Day	Absentee	Early Voting
Sandragrace Martinez	0	0	0	0
Jay Kleberg	0	0	0	0

DEM County Judge County Races

Vote For 1

	TOTAL	Election Day	Absentee	Early Voting
Ina Minjarez	0	0	0	0
Peter Sakai	0	0	0	0

DEM Judge, County Court at Law No. 2 County Races

Vote For 1

	TOTAL	Election Day	Absentee	Early Voting
Melissa Saenz	0	0	0	0
Maria Teresa Garcia	0	0	0	0

Summary Results Report
May 24, 2022 Joint Primary Runoff Election
May 24, 2022

UNOFFICIAL RESULTS

Bexar County

3131

DEM District Clerk County Races

Vote For 1

	TOTAL	Election Day	Absentee	Early Voting
Gloria A. Martinez	0	0	0	0
Christine "Chris" Castillo	0	0	0	0

RETRIEVED FROM DEMOCRACYDOCKET.COM

Summary Results Report
May 24, 2022 Joint Primary Runoff Election
May 24, 2022

UNOFFICIAL RESULTS

Bexar County

3132

Statistics

	TOTAL	Election Day	Absentee	Early Voting
Registered Voters - Total	1,614			
Ballots Cast - Total	92	47	7	38
Ballots Cast - Democratic Party	66	35	5	26
Voter Turnout - Total	5.70%			

DEM United States Representative, District 21 United States Representative, District 21

Vote For 1

	TOTAL	Election Day	Absentee	Early Voting
Claudia Andreana Zapata	47	22	5	20
Ricardo Villarreal	16	11	0	5

DEM Lieutenant Governor

Vote For 1

	TOTAL	Election Day	Absentee	Early Voting
Michelle Beckley	31	19	4	8
Mike Collier	30	12	1	17

DEM Attorney General

Vote For 1

	TOTAL	Election Day	Absentee	Early Voting
Rochelle Mercedes Garza	46	25	3	18
Joe Jaworski	16	8	1	7

DEM Comptroller of Public Accounts

Vote For 1

	TOTAL	Election Day	Absentee	Early Voting
Angel Luis Vega	27	18	1	8
Janet T. Dudding	31	13	4	14

DEM Commissioner of the General Land Office

Vote For 1

	TOTAL	Election Day	Absentee	Early Voting
Sandragrace Martinez	33	18	3	12
Jay Kleberg	29	14	2	13

DEM County Judge County Races

Vote For 1

	TOTAL	Election Day	Absentee	Early Voting
Ina Minjarez	27	16	3	8
Peter Sakai	37	17	2	18

DEM Judge, County Court at Law No. 2 County Races

Vote For 1

	TOTAL	Election Day	Absentee	Early Voting
Melissa Saenz	33	17	3	13
Maria Teresa Garcia	24	13	2	9

Summary Results Report
May 24, 2022 Joint Primary Runoff Election
May 24, 2022

UNOFFICIAL RESULTS

Bexar County

3132

DEM District Clerk County Races

Vote For 1

	TOTAL	Election Day	Absentee	Early Voting
Gloria A. Martinez	31	20	2	9
Christine "Chris" Castillo	28	11	2	15

RETRIEVED FROM DEMOCRACYDOCKET.COM

Summary Results Report
May 24, 2022 Joint Primary Runoff Election
May 24, 2022

UNOFFICIAL RESULTS

Bexar County

3133

Statistics

	TOTAL	Election Day	Absentee	Early Voting
Registered Voters - Total	0			
Ballots Cast - Total	0	0	0	0
Ballots Cast - Democratic Party	0	0	0	0
Voter Turnout - Total	0.00%			

DEM United States Representative, District 21 United States Representative, District 21

Vote For 1

	TOTAL	Election Day	Absentee	Early Voting
Claudia Andreana Zapata	0	0	0	0
Ricardo Villarreal	0	0	0	0

DEM Lieutenant Governor

Vote For 1

	TOTAL	Election Day	Absentee	Early Voting
Michelle Beckley	0	0	0	0
Mike Collier	0	0	0	0

DEM Attorney General

Vote For 1

	TOTAL	Election Day	Absentee	Early Voting
Rochelle Mercedes Garza	0	0	0	0
Joe Jaworski	0	0	0	0

DEM Comptroller of Public Accounts

Vote For 1

	TOTAL	Election Day	Absentee	Early Voting
Angel Luis Vega	0	0	0	0
Janet T. Dudding	0	0	0	0

DEM Commissioner of the General Land Office

Vote For 1

	TOTAL	Election Day	Absentee	Early Voting
Sandragrace Martinez	0	0	0	0
Jay Kleberg	0	0	0	0

DEM County Judge County Races

Vote For 1

	TOTAL	Election Day	Absentee	Early Voting
Ina Minjarez	0	0	0	0
Peter Sakai	0	0	0	0

DEM Judge, County Court at Law No. 2 County Races

Vote For 1

	TOTAL	Election Day	Absentee	Early Voting
Melissa Saenz	0	0	0	0
Maria Teresa Garcia	0	0	0	0

Summary Results Report
May 24, 2022 Joint Primary Runoff Election
May 24, 2022

UNOFFICIAL RESULTS

Bexar County

3133

DEM District Clerk County Races

Vote For 1

	TOTAL	Election Day	Absentee	Early Voting
Gloria A. Martinez	0	0	0	0
Christine "Chris" Castillo	0	0	0	0

RETRIEVED FROM DEMOCRACYDOCKET.COM

Summary Results Report
May 24, 2022 Joint Primary Runoff Election
May 24, 2022

UNOFFICIAL RESULTS

Bexar County

3134

Statistics

	TOTAL	Election Day	Absentee	Early Voting
Registered Voters - Total	2,864			
Ballots Cast - Total	174	59	35	80
Ballots Cast - Democratic Party	111	32	32	47
Voter Turnout - Total	6.08%			

DEM Lieutenant Governor

Vote For 1

	TOTAL	Election Day	Absentee	Early Voting
Michelle Beckley	64	22	18	24
Mike Collier	42	7	14	21

DEM Attorney General

Vote For 1

	TOTAL	Election Day	Absentee	Early Voting
Rochelle Mercedes Garza	82	26	20	36
Joe Jaworski	26	4	11	11

DEM Comptroller of Public Accounts

Vote For 1

	TOTAL	Election Day	Absentee	Early Voting
Angel Luis Vega	49	9	11	29
Janet T. Dudding	55	19	21	15

DEM Commissioner of the General Land Office

Vote For 1

	TOTAL	Election Day	Absentee	Early Voting
Sandragrace Martinez	72	21	19	32
Jay Kleberg	32	7	13	12

DEM Member, State Board of Education, District 1 State Board of Education, District 1

Vote For 1

	TOTAL	Election Day	Absentee	Early Voting
Melissa N. Ortega	66	18	21	27
Laura Marquez	37	11	10	16

DEM County Judge County Races

Vote For 1

	TOTAL	Election Day	Absentee	Early Voting
Ina Minjarez	55	18	13	24
Peter Sakai	55	14	19	22

DEM Judge, County Court at Law No. 2 County Races

Vote For 1

	TOTAL	Election Day	Absentee	Early Voting
Melissa Saenz	53	15	15	23
Maria Teresa Garcia	47	14	14	19

Summary Results Report
May 24, 2022 Joint Primary Runoff Election
May 24, 2022

UNOFFICIAL RESULTS

Bexar County

3134

DEM District Clerk County Races

Vote For 1

	TOTAL	Election Day	Absentee	Early Voting
Gloria A. Martinez	64	21	17	26
Christine "Chris" Castillo	38	9	12	17

RETRIEVED FROM DEMOCRACYDOCKET.COM

Summary Results Report
May 24, 2022 Joint Primary Runoff Election
May 24, 2022

UNOFFICIAL RESULTS

Bexar County

3135

Statistics

	TOTAL	Election Day	Absentee	Early Voting
Registered Voters - Total	931			
Ballots Cast - Total	133	43	20	70
Ballots Cast - Democratic Party	78	20	17	41
Voter Turnout - Total	14.29%			

DEM United States Representative, District 21 United States Representative, District 21

Vote For 1

	TOTAL	Election Day	Absentee	Early Voting
Claudia Andreana Zapata	47	13	9	25
Ricardo Villarreal	28	7	6	15

DEM Lieutenant Governor

Vote For 1

	TOTAL	Election Day	Absentee	Early Voting
Michelle Beckley	37	11	5	21
Mike Collier	38	9	11	18

DEM Attorney General

Vote For 1

	TOTAL	Election Day	Absentee	Early Voting
Rochelle Mercedes Garza	51	15	9	27
Joe Jaworski	24	5	7	12

DEM Comptroller of Public Accounts

Vote For 1

	TOTAL	Election Day	Absentee	Early Voting
Angel Luis Vega	28	12	2	14
Janet T. Dudding	45	6	14	25

DEM Commissioner of the General Land Office

Vote For 1

	TOTAL	Election Day	Absentee	Early Voting
Sandragrace Martinez	36	12	7	17
Jay Kleberg	37	6	9	22

DEM Member, State Board of Education, District 1 State Board of Education, District 1

Vote For 1

	TOTAL	Election Day	Absentee	Early Voting
Melissa N. Ortega	53	15	11	27
Laura Marquez	17	3	3	11

DEM County Judge County Races

Vote For 1

	TOTAL	Election Day	Absentee	Early Voting
Ina Minjarez	35	8	8	19
Peter Sakai	42	12	9	21

Summary Results Report
May 24, 2022 Joint Primary Runoff Election
May 24, 2022

UNOFFICIAL RESULTS

Bexar County

3135

DEM Judge, County Court at Law No. 2 County Races

Vote For 1

	TOTAL	Election Day	Absentee	Early Voting
Melissa Saenz	37	7	10	20
Maria Teresa Garcia	33	11	4	18

DEM District Clerk County Races

Vote For 1

	TOTAL	Election Day	Absentee	Early Voting
Gloria A. Martinez	28	12	5	11
Christine "Chris" Castillo	43	7	9	27

RETRIEVED FROM DEMOCRACYDOCKET.COM

Summary Results Report
May 24, 2022 Joint Primary Runoff Election
May 24, 2022

UNOFFICIAL RESULTS

Bexar County

3136

Statistics

	TOTAL	Election Day	Absentee	Early Voting
Registered Voters - Total	1,018			
Ballots Cast - Total	55	29	9	17
Ballots Cast - Democratic Party	35	16	7	12
Voter Turnout - Total	5.40%			

DEM United States Representative, District 21 United States Representative, District 21

Vote For 1

	TOTAL	Election Day	Absentee	Early Voting
Claudia Andreana Zapata	27	12	4	11
Ricardo Villarreal	6	3	3	0

DEM Lieutenant Governor

Vote For 1

	TOTAL	Election Day	Absentee	Early Voting
Michelle Beckley	18	7	3	8
Mike Collier	15	8	4	3

DEM Attorney General

Vote For 1

	TOTAL	Election Day	Absentee	Early Voting
Rochelle Mercedes Garza	26	11	6	9
Joe Jaworski	7	4	1	2

DEM Comptroller of Public Accounts

Vote For 1

	TOTAL	Election Day	Absentee	Early Voting
Angel Luis Vega	14	7	2	5
Janet T. Dudding	19	8	5	6

DEM Commissioner of the General Land Office

Vote For 1

	TOTAL	Election Day	Absentee	Early Voting
Sandragrace Martinez	18	9	3	6
Jay Kleberg	14	6	4	4

DEM County Judge County Races

Vote For 1

	TOTAL	Election Day	Absentee	Early Voting
Ina Minjarez	15	7	2	6
Peter Sakai	20	9	5	6

DEM Judge, County Court at Law No. 2 County Races

Vote For 1

	TOTAL	Election Day	Absentee	Early Voting
Melissa Saenz	21	10	4	7
Maria Teresa Garcia	13	6	3	4

Summary Results Report
May 24, 2022 Joint Primary Runoff Election
May 24, 2022

UNOFFICIAL RESULTS

Bexar County

3136

DEM District Clerk County Races

Vote For 1

	TOTAL	Election Day	Absentee	Early Voting
Gloria A. Martinez	12	5	2	5
Christine "Chris" Castillo	20	10	5	5

RETRIEVED FROM DEMOCRACYDOCKET.COM

Summary Results Report
May 24, 2022 Joint Primary Runoff Election
May 24, 2022

UNOFFICIAL RESULTS

Bexar County

3137

Statistics

	TOTAL	Election Day	Absentee	Early Voting
Registered Voters - Total	3,480			
Ballots Cast - Total	172	82	26	64
Ballots Cast - Democratic Party	75	26	13	36
Voter Turnout - Total	4.94%			

DEM United States Representative, District 21 United States Representative, District 21

Vote For 1

	TOTAL	Election Day	Absentee	Early Voting
Claudia Andreana Zapata	50	16	6	28
Ricardo Villarreal	24	9	7	8

DEM Lieutenant Governor

Vote For 1

	TOTAL	Election Day	Absentee	Early Voting
Michelle Beckley	30	7	2	21
Mike Collier	42	17	11	14

DEM Attorney General

Vote For 1

	TOTAL	Election Day	Absentee	Early Voting
Rochelle Mercedes Garza	51	20	8	23
Joe Jaworski	23	5	5	13

DEM Comptroller of Public Accounts

Vote For 1

	TOTAL	Election Day	Absentee	Early Voting
Angel Luis Vega	31	14	3	14
Janet T. Dudding	41	10	10	21

DEM Commissioner of the General Land Office

Vote For 1

	TOTAL	Election Day	Absentee	Early Voting
Sandragrace Martinez	44	16	6	22
Jay Kleberg	28	9	7	12

DEM County Judge County Races

Vote For 1

	TOTAL	Election Day	Absentee	Early Voting
Ina Minjarez	38	15	3	20
Peter Sakai	36	10	10	16

DEM Judge, County Court at Law No. 2 County Races

Vote For 1

	TOTAL	Election Day	Absentee	Early Voting
Melissa Saenz	42	14	9	19
Maria Teresa Garcia	29	10	4	15

Summary Results Report
May 24, 2022 Joint Primary Runoff Election
May 24, 2022

UNOFFICIAL RESULTS

Bexar County

3137

DEM District Clerk County Races

Vote For 1

	TOTAL	Election Day	Absentee	Early Voting
Gloria A. Martinez	43	12	6	25
Christine "Chris" Castillo	29	11	7	11

RETRIEVED FROM DEMOCRACYDOCKET.COM

Summary Results Report
May 24, 2022 Joint Primary Runoff Election
May 24, 2022

UNOFFICIAL RESULTS

Bexar County

3138

Statistics

	TOTAL	Election Day	Absentee	Early Voting
Registered Voters - Total	65			
Ballots Cast - Total	5	0	1	4
Ballots Cast - Democratic Party	2	0	0	2
Voter Turnout - Total	7.69%			

DEM United States Representative, District 21 United States Representative, District 21

Vote For 1

	TOTAL	Election Day	Absentee	Early Voting
Claudia Andreana Zapata	2	0	0	2
Ricardo Villarreal	0	0	0	0

DEM Lieutenant Governor

Vote For 1

	TOTAL	Election Day	Absentee	Early Voting
Michelle Beckley	2	0	0	2
Mike Collier	0	0	0	0

DEM Attorney General

Vote For 1

	TOTAL	Election Day	Absentee	Early Voting
Rochelle Mercedes Garza	2	0	0	2
Joe Jaworski	0	0	0	0

DEM Comptroller of Public Accounts

Vote For 1

	TOTAL	Election Day	Absentee	Early Voting
Angel Luis Vega	0	0	0	0
Janet T. Dudding	2	0	0	2

DEM Commissioner of the General Land Office

Vote For 1

	TOTAL	Election Day	Absentee	Early Voting
Sandragrace Martinez	1	0	0	1
Jay Kleberg	1	0	0	1

DEM County Judge County Races

Vote For 1

	TOTAL	Election Day	Absentee	Early Voting
Ina Minjarez	2	0	0	2
Peter Sakai	0	0	0	0

DEM Judge, County Court at Law No. 2 County Races

Vote For 1

	TOTAL	Election Day	Absentee	Early Voting
Melissa Saenz	2	0	0	2
Maria Teresa Garcia	0	0	0	0

Summary Results Report
May 24, 2022 Joint Primary Runoff Election
May 24, 2022

UNOFFICIAL RESULTS

Bexar County

3138

DEM District Clerk County Races

Vote For 1

	TOTAL	Election Day	Absentee	Early Voting
Gloria A. Martinez	2	0	0	2
Christine "Chris" Castillo	0	0	0	0

RETRIEVED FROM DEMOCRACYDOCKET.COM

Summary Results Report
May 24, 2022 Joint Primary Runoff Election
May 24, 2022

UNOFFICIAL RESULTS

Bexar County

3139

Statistics

	TOTAL	Election Day	Absentee	Early Voting
Registered Voters - Total	1,982			
Ballots Cast - Total	128	40	20	68
Ballots Cast - Democratic Party	55	18	11	26
Voter Turnout - Total	6.46%			

DEM United States Representative, District 21 United States Representative, District 21

Vote For 1

	TOTAL	Election Day	Absentee	Early Voting
Claudia Andreana Zapata	38	9	5	24
Ricardo Villarreal	16	8	6	2

DEM Lieutenant Governor

Vote For 1

	TOTAL	Election Day	Absentee	Early Voting
Michelle Beckley	31	11	5	15
Mike Collier	24	7	6	11

DEM Attorney General

Vote For 1

	TOTAL	Election Day	Absentee	Early Voting
Rochelle Mercedes Garza	39	14	8	17
Joe Jaworski	16	4	3	9

DEM Comptroller of Public Accounts

Vote For 1

	TOTAL	Election Day	Absentee	Early Voting
Angel Luis Vega	16	6	1	9
Janet T. Dudding	37	10	10	17

DEM Commissioner of the General Land Office

Vote For 1

	TOTAL	Election Day	Absentee	Early Voting
Sandragrace Martinez	23	9	2	12
Jay Kleberg	32	9	9	14

DEM County Judge County Races

Vote For 1

	TOTAL	Election Day	Absentee	Early Voting
Ina Minjarez	26	9	3	14
Peter Sakai	27	7	8	12

DEM Judge, County Court at Law No. 2 County Races

Vote For 1

	TOTAL	Election Day	Absentee	Early Voting
Melissa Saenz	24	9	2	13
Maria Teresa Garcia	27	5	9	13

Summary Results Report
May 24, 2022 Joint Primary Runoff Election
May 24, 2022

UNOFFICIAL RESULTS

Bexar County

3139

DEM District Clerk County Races

Vote For 1

	TOTAL	Election Day	Absentee	Early Voting
Gloria A. Martinez	24	6	7	11
Christine "Chris" Castillo	28	9	4	15

RETRIEVED FROM DEMOCRACYDOCKET.COM

Summary Results Report
May 24, 2022 Joint Primary Runoff Election
May 24, 2022

UNOFFICIAL RESULTS

Bexar County

3140

Statistics

	TOTAL	Election Day	Absentee	Early Voting
Registered Voters - Total	42			
Ballots Cast - Total	1	0	0	1
Ballots Cast - Democratic Party	1	0	0	1
Voter Turnout - Total	2.38%			

DEM Lieutenant Governor

Vote For 1

	TOTAL	Election Day	Absentee	Early Voting
Michelle Beckley	0	0	0	0
Mike Collier	1	0	0	1

DEM Attorney General

Vote For 1

	TOTAL	Election Day	Absentee	Early Voting
Rochelle Mercedes Garza	1	0	0	1
Joe Jaworski	0	0	0	0

DEM Comptroller of Public Accounts

Vote For 1

	TOTAL	Election Day	Absentee	Early Voting
Angel Luis Vega	0	0	0	0
Janet T. Dudding	1	0	0	1

DEM Commissioner of the General Land Office

Vote For 1

	TOTAL	Election Day	Absentee	Early Voting
Sandragrace Martinez	1	0	0	1
Jay Kleberg	0	0	0	0

DEM County Judge County Races

Vote For 1

	TOTAL	Election Day	Absentee	Early Voting
Ina Minjarez	0	0	0	0
Peter Sakai	1	0	0	1

DEM Judge, County Court at Law No. 2 County Races

Vote For 1

	TOTAL	Election Day	Absentee	Early Voting
Melissa Saenz	0	0	0	0
Maria Teresa Garcia	0	0	0	0

DEM District Clerk County Races

Vote For 1

	TOTAL	Election Day	Absentee	Early Voting
Gloria A. Martinez	0	0	0	0
Christine "Chris" Castillo	0	0	0	0

Summary Results Report
May 24, 2022 Joint Primary Runoff Election
May 24, 2022

UNOFFICIAL RESULTS

Bexar County

3141

Statistics

	TOTAL	Election Day	Absentee	Early Voting
Registered Voters - Total	1			
Ballots Cast - Total	0	0	0	0
Ballots Cast - Democratic Party	0	0	0	0
Voter Turnout - Total	0.00%			

DEM Lieutenant Governor

Vote For 1

	TOTAL	Election Day	Absentee	Early Voting
Michelle Beckley	0	0	0	0
Mike Collier	0	0	0	0

DEM Attorney General

Vote For 1

	TOTAL	Election Day	Absentee	Early Voting
Rochelle Mercedes Garza	0	0	0	0
Joe Jaworski	0	0	0	0

DEM Comptroller of Public Accounts

Vote For 1

	TOTAL	Election Day	Absentee	Early Voting
Angel Luis Vega	0	0	0	0
Janet T. Dudding	0	0	0	0

DEM Commissioner of the General Land Office

Vote For 1

	TOTAL	Election Day	Absentee	Early Voting
Sandragrace Martinez	0	0	0	0
Jay Kleberg	0	0	0	0

DEM County Judge County Races

Vote For 1

	TOTAL	Election Day	Absentee	Early Voting
Ina Minjarez	0	0	0	0
Peter Sakai	0	0	0	0

DEM Judge, County Court at Law No. 2 County Races

Vote For 1

	TOTAL	Election Day	Absentee	Early Voting
Melissa Saenz	0	0	0	0
Maria Teresa Garcia	0	0	0	0

DEM District Clerk County Races

Vote For 1

	TOTAL	Election Day	Absentee	Early Voting
Gloria A. Martinez	0	0	0	0
Christine "Chris" Castillo	0	0	0	0

Summary Results Report
May 24, 2022 Joint Primary Runoff Election
May 24, 2022

UNOFFICIAL RESULTS

Bexar County

3142

Statistics

	TOTAL	Election Day	Absentee	Early Voting
Registered Voters - Total	632			
Ballots Cast - Total	21	13	2	6
Ballots Cast - Democratic Party	12	8	1	3
Voter Turnout - Total	3.32%			

DEM Lieutenant Governor

Vote For 1

	TOTAL	Election Day	Absentee	Early Voting
Michelle Beckley	8	5	1	2
Mike Collier	3	3	0	0

DEM Attorney General

Vote For 1

	TOTAL	Election Day	Absentee	Early Voting
Rochelle Mercedes Garza	11	7	1	3
Joe Jaworski	1	1	0	0

DEM Comptroller of Public Accounts

Vote For 1

	TOTAL	Election Day	Absentee	Early Voting
Angel Luis Vega	5	3	0	2
Janet T. Dudding	7	5	1	1

DEM Commissioner of the General Land Office

Vote For 1

	TOTAL	Election Day	Absentee	Early Voting
Sandragrace Martinez	11	7	1	3
Jay Kleberg	0	0	0	0

DEM Member, State Board of Education, District 1 State Board of Education, District 1

Vote For 1

	TOTAL	Election Day	Absentee	Early Voting
Melissa N. Ortega	11	8	1	2
Laura Marquez	1	0	0	1

DEM County Judge County Races

Vote For 1

	TOTAL	Election Day	Absentee	Early Voting
Ina Minjarez	8	6	1	1
Peter Sakai	4	2	0	2

DEM Judge, County Court at Law No. 2 County Races

Vote For 1

	TOTAL	Election Day	Absentee	Early Voting
Melissa Saenz	8	4	1	3
Maria Teresa Garcia	2	2	0	0

Summary Results Report
May 24, 2022 Joint Primary Runoff Election
May 24, 2022

UNOFFICIAL RESULTS

Bexar County

3142

DEM District Clerk County Races

Vote For 1

	TOTAL	Election Day	Absentee	Early Voting
Gloria A. Martinez	8	5	0	3
Christine "Chris" Castillo	2	1	1	0

RETRIEVED FROM DEMOCRACYDOCKET.COM

Summary Results Report
May 24, 2022 Joint Primary Runoff Election
May 24, 2022

UNOFFICIAL RESULTS

Bexar County

3143

Statistics

	TOTAL	Election Day	Absentee	Early Voting
Registered Voters - Total	1,578			
Ballots Cast - Total	175	82	26	67
Ballots Cast - Democratic Party	95	35	18	42
Voter Turnout - Total	11.09%			

DEM Lieutenant Governor

Vote For 1

	TOTAL	Election Day	Absentee	Early Voting
Michelle Beckley	54	22	9	23
Mike Collier	37	11	9	17

DEM Attorney General

Vote For 1

	TOTAL	Election Day	Absentee	Early Voting
Rochelle Mercedes Garza	69	30	12	27
Joe Jaworski	23	4	6	13

DEM Comptroller of Public Accounts

Vote For 1

	TOTAL	Election Day	Absentee	Early Voting
Angel Luis Vega	47	21	6	20
Janet T. Dudding	45	13	12	20

DEM Commissioner of the General Land Office

Vote For 1

	TOTAL	Election Day	Absentee	Early Voting
Sandragrace Martinez	55	21	9	25
Jay Kleberg	36	12	9	15

DEM Member, State Board of Education, District 1 State Board of Education, District 1

Vote For 1

	TOTAL	Election Day	Absentee	Early Voting
Melissa N. Ortega	63	22	14	27
Laura Marquez	28	11	4	13

DEM County Judge County Races

Vote For 1

	TOTAL	Election Day	Absentee	Early Voting
Ina Minjarez	41	19	6	16
Peter Sakai	53	15	12	26

DEM Judge, County Court at Law No. 2 County Races

Vote For 1

	TOTAL	Election Day	Absentee	Early Voting
Melissa Saenz	51	17	15	19
Maria Teresa Garcia	40	16	3	21

Summary Results Report
May 24, 2022 Joint Primary Runoff Election
May 24, 2022

UNOFFICIAL RESULTS

Bexar County

3143

DEM District Clerk County Races

Vote For 1

	TOTAL	Election Day	Absentee	Early Voting
Gloria A. Martinez	49	21	7	21
Christine "Chris" Castillo	42	12	11	19

RETRIEVED FROM DEMOCRACYDOCKET.COM

Summary Results Report
May 24, 2022 Joint Primary Runoff Election
May 24, 2022

UNOFFICIAL RESULTS

Bexar County

3144

Statistics

	TOTAL	Election Day	Absentee	Early Voting
Registered Voters - Total	753			
Ballots Cast - Total	58	29	7	22
Ballots Cast - Democratic Party	24	10	3	11
Voter Turnout - Total	7.70%			

DEM United States Representative, District 21 United States Representative, District 21

Vote For 1

	TOTAL	Election Day	Absentee	Early Voting
Claudia Andreana Zapata	16	6	1	9
Ricardo Villarreal	7	3	2	2

DEM Lieutenant Governor

Vote For 1

	TOTAL	Election Day	Absentee	Early Voting
Michelle Beckley	13	5	0	8
Mike Collier	10	4	3	3

DEM Attorney General

Vote For 1

	TOTAL	Election Day	Absentee	Early Voting
Rochelle Mercedes Garza	15	7	0	8
Joe Jaworski	9	3	3	3

DEM Comptroller of Public Accounts

Vote For 1

	TOTAL	Election Day	Absentee	Early Voting
Angel Luis Vega	5	1	0	4
Janet T. Dudding	18	8	3	7

DEM Commissioner of the General Land Office

Vote For 1

	TOTAL	Election Day	Absentee	Early Voting
Sandragrace Martinez	13	5	1	7
Jay Kleberg	8	4	0	4

DEM County Judge County Races

Vote For 1

	TOTAL	Election Day	Absentee	Early Voting
Ina Minjarez	18	6	3	9
Peter Sakai	6	4	0	2

DEM Judge, County Court at Law No. 2 County Races

Vote For 1

	TOTAL	Election Day	Absentee	Early Voting
Melissa Saenz	12	5	2	5
Maria Teresa Garcia	10	3	1	6

Summary Results Report
May 24, 2022 Joint Primary Runoff Election
May 24, 2022

UNOFFICIAL RESULTS

Bexar County

3144

DEM District Clerk County Races

Vote For 1

	TOTAL	Election Day	Absentee	Early Voting
Gloria A. Martinez	12	3	2	7
Christine "Chris" Castillo	9	5	1	3

RETRIEVED FROM DEMOCRACYDOCKET.COM

Summary Results Report
May 24, 2022 Joint Primary Runoff Election
May 24, 2022

UNOFFICIAL RESULTS

Bexar County

3145

Statistics

	TOTAL	Election Day	Absentee	Early Voting
Registered Voters - Total	3,852			
Ballots Cast - Total	482	132	63	287
Ballots Cast - Democratic Party	156	47	28	81
Voter Turnout - Total	12.51%			

DEM Lieutenant Governor

Vote For 1

	TOTAL	Election Day	Absentee	Early Voting
Michelle Beckley	59	24	8	27
Mike Collier	88	22	20	46

DEM Attorney General

Vote For 1

	TOTAL	Election Day	Absentee	Early Voting
Rochelle Mercedes Garza	105	32	20	53
Joe Jaworski	45	15	8	22

DEM Comptroller of Public Accounts

Vote For 1

	TOTAL	Election Day	Absentee	Early Voting
Angel Luis Vega	39	19	2	18
Janet T. Dudding	106	26	26	54

DEM Commissioner of the General Land Office

Vote For 1

	TOTAL	Election Day	Absentee	Early Voting
Sandragrace Martinez	57	25	5	27
Jay Kleberg	89	19	23	47

DEM Member, State Board of Education, District 1 State Board of Education, District 1

Vote For 1

	TOTAL	Election Day	Absentee	Early Voting
Melissa N. Ortega	97	31	20	46
Laura Marquez	44	12	8	24

DEM County Judge County Races

Vote For 1

	TOTAL	Election Day	Absentee	Early Voting
Ina Minjarez	64	18	8	38
Peter Sakai	87	28	20	39

DEM Judge, County Court at Law No. 2 County Races

Vote For 1

	TOTAL	Election Day	Absentee	Early Voting
Melissa Saenz	89	26	23	40
Maria Teresa Garcia	48	15	5	28

Summary Results Report
May 24, 2022 Joint Primary Runoff Election
May 24, 2022

UNOFFICIAL RESULTS

Bexar County

3145

DEM District Clerk County Races

Vote For 1

	TOTAL	Election Day	Absentee	Early Voting
Gloria A. Martinez	74	26	14	34
Christine "Chris" Castillo	67	16	14	37

RETRIEVED FROM DEMOCRACYDOCKET.COM

Summary Results Report
May 24, 2022 Joint Primary Runoff Election
May 24, 2022

UNOFFICIAL RESULTS

Bexar County

3146

Statistics

	TOTAL	Election Day	Absentee	Early Voting
Registered Voters - Total	3,552			
Ballots Cast - Total	339	147	49	143
Ballots Cast - Democratic Party	203	69	38	96
Voter Turnout - Total	9.54%			

DEM Lieutenant Governor

Vote For 1

	TOTAL	Election Day	Absentee	Early Voting
Michelle Beckley	92	31	15	46
Mike Collier	105	36	23	46

DEM Attorney General

Vote For 1

	TOTAL	Election Day	Absentee	Early Voting
Rochelle Mercedes Garza	138	50	22	66
Joe Jaworski	60	16	15	29

DEM Comptroller of Public Accounts

Vote For 1

	TOTAL	Election Day	Absentee	Early Voting
Angel Luis Vega	91	26	17	48
Janet T. Dudding	103	39	21	43

DEM Commissioner of the General Land Office

Vote For 1

	TOTAL	Election Day	Absentee	Early Voting
Sandragrace Martinez	107	33	19	55
Jay Kleberg	88	33	17	38

DEM Member, State Board of Education, District 1 State Board of Education, District 1

Vote For 1

	TOTAL	Election Day	Absentee	Early Voting
Melissa N. Ortega	100	32	18	50
Laura Marquez	87	30	20	37

DEM County Judge County Races

Vote For 1

	TOTAL	Election Day	Absentee	Early Voting
Ina Minjarez	84	29	15	40
Peter Sakai	118	40	23	55

DEM Judge, County Court at Law No. 2 County Races

Vote For 1

	TOTAL	Election Day	Absentee	Early Voting
Melissa Saenz	126	40	23	63
Maria Teresa Garcia	69	25	15	29

Summary Results Report
May 24, 2022 Joint Primary Runoff Election
May 24, 2022

UNOFFICIAL RESULTS

Bexar County

3146

DEM District Clerk County Races

Vote For 1

	TOTAL	Election Day	Absentee	Early Voting
Gloria A. Martinez	107	29	24	54
Christine "Chris" Castillo	83	33	12	38

RETRIEVED FROM DEMOCRACYDOCKET.COM

Summary Results Report
May 24, 2022 Joint Primary Runoff Election
May 24, 2022

UNOFFICIAL RESULTS

Bexar County

3147

Statistics

	TOTAL	Election Day	Absentee	Early Voting
Registered Voters - Total	96			
Ballots Cast - Total	4	2	0	2
Ballots Cast - Democratic Party	3	2	0	1
Voter Turnout - Total	4.17%			

DEM Lieutenant Governor

Vote For 1

	TOTAL	Election Day	Absentee	Early Voting
Michelle Beckley	0	0	0	0
Mike Collier	2	2	0	0

DEM Attorney General

Vote For 1

	TOTAL	Election Day	Absentee	Early Voting
Rochelle Mercedes Garza	0	0	0	0
Joe Jaworski	1	1	0	0

DEM Comptroller of Public Accounts

Vote For 1

	TOTAL	Election Day	Absentee	Early Voting
Angel Luis Vega	1	1	0	0
Janet T. Dudding	0	0	0	0

DEM Commissioner of the General Land Office

Vote For 1

	TOTAL	Election Day	Absentee	Early Voting
Sandragrace Martinez	1	1	0	0
Jay Kleberg	0	0	0	0

DEM County Judge County Races

Vote For 1

	TOTAL	Election Day	Absentee	Early Voting
Ina Minjarez	3	2	0	1
Peter Sakai	0	0	0	0

DEM Judge, County Court at Law No. 2 County Races

Vote For 1

	TOTAL	Election Day	Absentee	Early Voting
Melissa Saenz	1	1	0	0
Maria Teresa Garcia	0	0	0	0

DEM District Clerk County Races

Vote For 1

	TOTAL	Election Day	Absentee	Early Voting
Gloria A. Martinez	1	1	0	0
Christine "Chris" Castillo	1	0	0	1

Summary Results Report
May 24, 2022 Joint Primary Runoff Election
May 24, 2022

UNOFFICIAL RESULTS

Bexar County

3148

Statistics

	TOTAL	Election Day	Absentee	Early Voting
Registered Voters - Total	1,516			
Ballots Cast - Total	183	51	21	111
Ballots Cast - Democratic Party	42	14	8	20
Voter Turnout - Total	12.07%			

DEM Lieutenant Governor

Vote For 1

	TOTAL	Election Day	Absentee	Early Voting
Michelle Beckley	27	7	5	15
Mike Collier	14	7	3	4

DEM Attorney General

Vote For 1

	TOTAL	Election Day	Absentee	Early Voting
Rochelle Mercedes Garza	31	11	4	16
Joe Jaworski	10	3	3	4

DEM Comptroller of Public Accounts

Vote For 1

	TOTAL	Election Day	Absentee	Early Voting
Angel Luis Vega	23	8	4	11
Janet T. Dudding	18	6	4	8

DEM Commissioner of the General Land Office

Vote For 1

	TOTAL	Election Day	Absentee	Early Voting
Sandragrace Martinez	30	12	6	12
Jay Kleberg	11	2	2	7

DEM County Judge County Races

Vote For 1

	TOTAL	Election Day	Absentee	Early Voting
Ina Minjarez	25	10	1	14
Peter Sakai	17	4	7	6

DEM Judge, County Court at Law No. 2 County Races

Vote For 1

	TOTAL	Election Day	Absentee	Early Voting
Melissa Saenz	20	7	5	8
Maria Teresa Garcia	21	6	3	12

DEM District Clerk County Races

Vote For 1

	TOTAL	Election Day	Absentee	Early Voting
Gloria A. Martinez	21	6	5	10
Christine "Chris" Castillo	17	7	2	8

Summary Results Report
May 24, 2022 Joint Primary Runoff Election
May 24, 2022

UNOFFICIAL RESULTS

Bexar County

3149

Statistics

	TOTAL	Election Day	Absentee	Early Voting
Registered Voters - Total	2,809			
Ballots Cast - Total	27	11	2	14
Ballots Cast - Democratic Party	17	9	2	6
Voter Turnout - Total	0.96%			

DEM Lieutenant Governor

Vote For 1

	TOTAL	Election Day	Absentee	Early Voting
Michelle Beckley	9	4	1	4
Mike Collier	7	4	1	2

DEM Attorney General

Vote For 1

	TOTAL	Election Day	Absentee	Early Voting
Rochelle Mercedes Garza	14	8	1	5
Joe Jaworski	2	0	1	1

DEM Comptroller of Public Accounts

Vote For 1

	TOTAL	Election Day	Absentee	Early Voting
Angel Luis Vega	6	2	0	4
Janet T. Dudding	10	6	2	2

DEM Commissioner of the General Land Office

Vote For 1

	TOTAL	Election Day	Absentee	Early Voting
Sandragrace Martinez	8	4	0	4
Jay Kleberg	8	4	2	2

DEM Member, State Board of Education, District 1 State Board of Education, District 1

Vote For 1

	TOTAL	Election Day	Absentee	Early Voting
Melissa N. Ortega	10	6	1	3
Laura Marquez	5	2	1	2

DEM County Judge County Races

Vote For 1

	TOTAL	Election Day	Absentee	Early Voting
Ina Minjarez	8	5	1	2
Peter Sakai	8	4	1	3

DEM Judge, County Court at Law No. 2 County Races

Vote For 1

	TOTAL	Election Day	Absentee	Early Voting
Melissa Saenz	11	6	1	4
Maria Teresa Garcia	3	2	0	1

Summary Results Report
May 24, 2022 Joint Primary Runoff Election
May 24, 2022

UNOFFICIAL RESULTS

Bexar County

3149

DEM District Clerk County Races

Vote For 1

	TOTAL	Election Day	Absentee	Early Voting
Gloria A. Martinez	9	5	0	4
Christine "Chris" Castillo	5	2	2	1

RETRIEVED FROM DEMOCRACYDOCKET.COM

Summary Results Report
May 24, 2022 Joint Primary Runoff Election
May 24, 2022

UNOFFICIAL RESULTS

Bexar County

3150

Statistics

	TOTAL	Election Day	Absentee	Early Voting
Registered Voters - Total	33			
Ballots Cast - Total	6	2	0	4
Ballots Cast - Democratic Party	6	2	0	4
Voter Turnout - Total	18.18%			

DEM United States Representative, District 21 United States Representative, District 21

Vote For 1

	TOTAL	Election Day	Absentee	Early Voting
Claudia Andreana Zapata	4	2	0	2
Ricardo Villarreal	2	0	0	2

DEM Lieutenant Governor

Vote For 1

	TOTAL	Election Day	Absentee	Early Voting
Michelle Beckley	2	1	0	1
Mike Collier	4	1	0	3

DEM Attorney General

Vote For 1

	TOTAL	Election Day	Absentee	Early Voting
Rochelle Mercedes Garza	2	2	0	0
Joe Jaworski	4	0	0	4

DEM Comptroller of Public Accounts

Vote For 1

	TOTAL	Election Day	Absentee	Early Voting
Angel Luis Vega	3	1	0	2
Janet T. Dudding	3	1	0	2

DEM Commissioner of the General Land Office

Vote For 1

	TOTAL	Election Day	Absentee	Early Voting
Sandragrace Martinez	1	1	0	0
Jay Kleberg	5	1	0	4

DEM County Judge County Races

Vote For 1

	TOTAL	Election Day	Absentee	Early Voting
Ina Minjarez	1	1	0	0
Peter Sakai	5	1	0	4

DEM Judge, County Court at Law No. 2 County Races

Vote For 1

	TOTAL	Election Day	Absentee	Early Voting
Melissa Saenz	4	2	0	2
Maria Teresa Garcia	2	0	0	2

Summary Results Report
May 24, 2022 Joint Primary Runoff Election
May 24, 2022

UNOFFICIAL RESULTS

Bexar County

3150

DEM District Clerk County Races

Vote For 1

	TOTAL	Election Day	Absentee	Early Voting
Gloria A. Martinez	4	2	0	2
Christine "Chris" Castillo	2	0	0	2

RETRIEVED FROM DEMOCRACYDOCKET.COM

Summary Results Report
May 24, 2022 Joint Primary Runoff Election
May 24, 2022

UNOFFICIAL RESULTS

Bexar County

3151

Statistics

	TOTAL	Election Day	Absentee	Early Voting
Registered Voters - Total	3,204			
Ballots Cast - Total	439	188	71	180
Ballots Cast - Democratic Party	138	49	28	61
Voter Turnout - Total	13.70%			

DEM Lieutenant Governor

Vote For 1

	TOTAL	Election Day	Absentee	Early Voting
Michelle Beckley	63	26	11	26
Mike Collier	67	21	16	30

DEM Attorney General

Vote For 1

	TOTAL	Election Day	Absentee	Early Voting
Rochelle Mercedes Garza	87	30	20	37
Joe Jaworski	45	17	7	21

DEM Comptroller of Public Accounts

Vote For 1

	TOTAL	Election Day	Absentee	Early Voting
Angel Luis Vega	44	16	7	21
Janet T. Dudding	77	28	21	28

DEM Commissioner of the General Land Office

Vote For 1

	TOTAL	Election Day	Absentee	Early Voting
Sandragrace Martinez	65	29	12	24
Jay Kleberg	66	19	16	31

DEM Member, State Board of Education, District 1 State Board of Education, District 1

Vote For 1

	TOTAL	Election Day	Absentee	Early Voting
Melissa N. Ortega	77	26	20	31
Laura Marquez	42	19	8	15

DEM County Judge County Races

Vote For 1

	TOTAL	Election Day	Absentee	Early Voting
Ina Minjarez	58	26	13	19
Peter Sakai	76	22	14	40

DEM Judge, County Court at Law No. 2 County Races

Vote For 1

	TOTAL	Election Day	Absentee	Early Voting
Melissa Saenz	73	20	17	36
Maria Teresa Garcia	48	25	10	13

Summary Results Report
May 24, 2022 Joint Primary Runoff Election
May 24, 2022

UNOFFICIAL RESULTS

Bexar County

3151

DEM District Clerk County Races

Vote For 1

	TOTAL	Election Day	Absentee	Early Voting
Gloria A. Martinez	58	22	9	27
Christine "Chris" Castillo	65	23	19	23

RETRIEVED FROM DEMOCRACYDOCKET.COM

Summary Results Report
May 24, 2022 Joint Primary Runoff Election
May 24, 2022

UNOFFICIAL RESULTS

Bexar County

3152

Statistics

	TOTAL	Election Day	Absentee	Early Voting
Registered Voters - Total	784			
Ballots Cast - Total	143	51	22	70
Ballots Cast - Democratic Party	47	23	10	14
Voter Turnout - Total	18.24%			

DEM Lieutenant Governor

Vote For 1

	TOTAL	Election Day	Absentee	Early Voting
Michelle Beckley	26	14	6	6
Mike Collier	20	8	4	8

DEM Attorney General

Vote For 1

	TOTAL	Election Day	Absentee	Early Voting
Rochelle Mercedes Garza	31	16	7	8
Joe Jaworski	15	6	3	6

DEM Comptroller of Public Accounts

Vote For 1

	TOTAL	Election Day	Absentee	Early Voting
Angel Luis Vega	16	10	4	2
Janet T. Dudding	29	12	6	11

DEM Commissioner of the General Land Office

Vote For 1

	TOTAL	Election Day	Absentee	Early Voting
Sandragrace Martinez	18	13	1	4
Jay Kleberg	27	9	9	9

DEM Member, State Board of Education, District 1 State Board of Education, District 1

Vote For 1

	TOTAL	Election Day	Absentee	Early Voting
Melissa N. Ortega	28	15	6	7
Laura Marquez	14	7	3	4

DEM County Judge County Races

Vote For 1

	TOTAL	Election Day	Absentee	Early Voting
Ina Minjarez	24	11	5	8
Peter Sakai	23	12	5	6

DEM Judge, County Court at Law No. 2 County Races

Vote For 1

	TOTAL	Election Day	Absentee	Early Voting
Melissa Saenz	28	14	5	9
Maria Teresa Garcia	13	9	2	2

Summary Results Report
May 24, 2022 Joint Primary Runoff Election
May 24, 2022

UNOFFICIAL RESULTS

Bexar County

3152

DEM District Clerk County Races

Vote For 1

	TOTAL	Election Day	Absentee	Early Voting
Gloria A. Martinez	20	14	3	3
Christine "Chris" Castillo	21	9	4	8

RETRIEVED FROM DEMOCRACYDOCKET.COM

Summary Results Report
May 24, 2022 Joint Primary Runoff Election
May 24, 2022

UNOFFICIAL RESULTS

Bexar County

3153

Statistics

	TOTAL	Election Day	Absentee	Early Voting
Registered Voters - Total	1,550			
Ballots Cast - Total	228	72	58	98
Ballots Cast - Democratic Party	124	40	36	48
Voter Turnout - Total	14.71%			

DEM United States Representative, District 21 United States Representative, District 21

Vote For 1

	TOTAL	Election Day	Absentee	Early Voting
Claudia Andreana Zapata	71	26	22	23
Ricardo Villarreal	46	10	13	23

DEM Lieutenant Governor

Vote For 1

	TOTAL	Election Day	Absentee	Early Voting
Michelle Beckley	52	23	8	21
Mike Collier	66	15	27	24

DEM Attorney General

Vote For 1

	TOTAL	Election Day	Absentee	Early Voting
Rochelle Mercedes Garza	85	30	19	36
Joe Jaworski	33	7	16	10

DEM Comptroller of Public Accounts

Vote For 1

	TOTAL	Election Day	Absentee	Early Voting
Angel Luis Vega	40	15	11	14
Janet T. Dudding	76	23	22	31

DEM Commissioner of the General Land Office

Vote For 1

	TOTAL	Election Day	Absentee	Early Voting
Sandragrace Martinez	50	19	9	22
Jay Kleberg	69	19	26	24

DEM County Judge County Races

Vote For 1

	TOTAL	Election Day	Absentee	Early Voting
Ina Minjarez	40	16	8	16
Peter Sakai	82	23	28	31

DEM Judge, County Court at Law No. 2 County Races

Vote For 1

	TOTAL	Election Day	Absentee	Early Voting
Melissa Saenz	75	20	25	30
Maria Teresa Garcia	36	15	6	15

Summary Results Report
May 24, 2022 Joint Primary Runoff Election
May 24, 2022

UNOFFICIAL RESULTS

Bexar County

3153

DEM District Clerk County Races

Vote For 1

	TOTAL	Election Day	Absentee	Early Voting
Gloria A. Martinez	46	15	13	18
Christine "Chris" Castillo	68	21	19	28

RETRIEVED FROM DEMOCRACYDOCKET.COM

Summary Results Report
May 24, 2022 Joint Primary Runoff Election
May 24, 2022

UNOFFICIAL RESULTS

Bexar County

3154

Statistics

	TOTAL	Election Day	Absentee	Early Voting
Registered Voters - Total	1,735			
Ballots Cast - Total	315	110	76	129
Ballots Cast - Democratic Party	115	35	34	46
Voter Turnout - Total	18.16%			

DEM United States Representative, District 21 United States Representative, District 21

Vote For 1

	TOTAL	Election Day	Absentee	Early Voting
Claudia Andreana Zapata	59	19	14	26
Ricardo Villarreal	49	15	19	15

DEM Lieutenant Governor

Vote For 1

	TOTAL	Election Day	Absentee	Early Voting
Michelle Beckley	38	13	12	13
Mike Collier	74	21	22	31

DEM Attorney General

Vote For 1

	TOTAL	Election Day	Absentee	Early Voting
Rochelle Mercedes Garza	84	26	26	32
Joe Jaworski	27	8	8	11

DEM Comptroller of Public Accounts

Vote For 1

	TOTAL	Election Day	Absentee	Early Voting
Angel Luis Vega	27	10	6	11
Janet T. Dudding	77	23	25	29

DEM Commissioner of the General Land Office

Vote For 1

	TOTAL	Election Day	Absentee	Early Voting
Sandragrace Martinez	39	17	8	14
Jay Kleberg	69	16	25	28

DEM County Judge County Races

Vote For 1

	TOTAL	Election Day	Absentee	Early Voting
Ina Minjarez	47	18	10	19
Peter Sakai	68	17	24	27

DEM Judge, County Court at Law No. 2 County Races

Vote For 1

	TOTAL	Election Day	Absentee	Early Voting
Melissa Saenz	71	21	24	26
Maria Teresa Garcia	31	11	7	13

Summary Results Report
May 24, 2022 Joint Primary Runoff Election
May 24, 2022

UNOFFICIAL RESULTS

Bexar County

3154

DEM District Clerk County Races

Vote For 1

	TOTAL	Election Day	Absentee	Early Voting
Gloria A. Martinez	44	15	14	15
Christine "Chris" Castillo	60	16	18	26

RETRIEVED FROM DEMOCRACYDOCKET.COM

Summary Results Report
May 24, 2022 Joint Primary Runoff Election
May 24, 2022

UNOFFICIAL RESULTS

Bexar County

3155

Statistics

	TOTAL	Election Day	Absentee	Early Voting
Registered Voters - Total	3,133			
Ballots Cast - Total	395	120	47	228
Ballots Cast - Democratic Party	111	36	27	48
Voter Turnout - Total	12.61%			

DEM Lieutenant Governor

Vote For 1

	TOTAL	Election Day	Absentee	Early Voting
Michelle Beckley	48	20	9	19
Mike Collier	61	16	18	27

DEM Attorney General

Vote For 1

	TOTAL	Election Day	Absentee	Early Voting
Rochelle Mercedes Garza	78	25	16	37
Joe Jaworski	30	9	11	10

DEM Comptroller of Public Accounts

Vote For 1

	TOTAL	Election Day	Absentee	Early Voting
Angel Luis Vega	38	13	10	15
Janet T. Dudding	66	20	16	30

DEM Commissioner of the General Land Office

Vote For 1

	TOTAL	Election Day	Absentee	Early Voting
Sandragrace Martinez	54	25	10	19
Jay Kleberg	53	9	16	28

DEM County Judge County Races

Vote For 1

	TOTAL	Election Day	Absentee	Early Voting
Ina Minjarez	65	23	13	29
Peter Sakai	45	12	14	19

DEM Judge, County Court at Law No. 2 County Races

Vote For 1

	TOTAL	Election Day	Absentee	Early Voting
Melissa Saenz	64	25	13	26
Maria Teresa Garcia	40	7	14	19

DEM District Clerk County Races

Vote For 1

	TOTAL	Election Day	Absentee	Early Voting
Gloria A. Martinez	54	14	14	26
Christine "Chris" Castillo	52	20	13	19

Summary Results Report
May 24, 2022 Joint Primary Runoff Election
May 24, 2022

UNOFFICIAL RESULTS

Bexar County

3156

Statistics

	TOTAL	Election Day	Absentee	Early Voting
Registered Voters - Total	13			
Ballots Cast - Total	3	1	0	2
Ballots Cast - Democratic Party	2	0	0	2
Voter Turnout - Total	23.08%			

DEM United States Representative, District 21 United States Representative, District 21

Vote For 1

	TOTAL	Election Day	Absentee	Early Voting
Claudia Andreana Zapata	2	0	0	2
Ricardo Villarreal	0	0	0	0

DEM Lieutenant Governor

Vote For 1

	TOTAL	Election Day	Absentee	Early Voting
Michelle Beckley	2	0	0	2
Mike Collier	0	0	0	0

DEM Attorney General

Vote For 1

	TOTAL	Election Day	Absentee	Early Voting
Rochelle Mercedes Garza	2	0	0	2
Joe Jaworski	0	0	0	0

DEM Comptroller of Public Accounts

Vote For 1

	TOTAL	Election Day	Absentee	Early Voting
Angel Luis Vega	0	0	0	0
Janet T. Dudding	2	0	0	2

DEM Commissioner of the General Land Office

Vote For 1

	TOTAL	Election Day	Absentee	Early Voting
Sandragrace Martinez	2	0	0	2
Jay Kleberg	0	0	0	0

DEM County Judge County Races

Vote For 1

	TOTAL	Election Day	Absentee	Early Voting
Ina Minjarez	2	0	0	2
Peter Sakai	0	0	0	0

DEM Judge, County Court at Law No. 2 County Races

Vote For 1

	TOTAL	Election Day	Absentee	Early Voting
Melissa Saenz	0	0	0	0
Maria Teresa Garcia	2	0	0	2

Summary Results Report
May 24, 2022 Joint Primary Runoff Election
May 24, 2022

UNOFFICIAL RESULTS

Bexar County

3156

DEM District Clerk County Races

Vote For 1

	TOTAL	Election Day	Absentee	Early Voting
Gloria A. Martinez	1	0	0	1
Christine "Chris" Castillo	1	0	0	1

RETRIEVED FROM DEMOCRACYDOCKET.COM

Summary Results Report
May 24, 2022 Joint Primary Runoff Election
May 24, 2022

UNOFFICIAL RESULTS

Bexar County

3157

Statistics

	TOTAL	Election Day	Absentee	Early Voting
Registered Voters - Total	2,682			
Ballots Cast - Total	421	147	82	192
Ballots Cast - Democratic Party	198	56	45	97
Voter Turnout - Total	15.70%			

DEM United States Representative, District 21 United States Representative, District 21

Vote For 1

	TOTAL	Election Day	Absentee	Early Voting
Claudia Andreana Zapata	146	42	28	76
Ricardo Villarreal	48	14	17	17

DEM Lieutenant Governor

Vote For 1

	TOTAL	Election Day	Absentee	Early Voting
Michelle Beckley	78	29	19	30
Mike Collier	113	25	26	62

DEM Attorney General

Vote For 1

	TOTAL	Election Day	Absentee	Early Voting
Rochelle Mercedes Garza	145	43	29	73
Joe Jaworski	45	11	15	19

DEM Comptroller of Public Accounts

Vote For 1

	TOTAL	Election Day	Absentee	Early Voting
Angel Luis Vega	47	18	4	25
Janet T. Dudding	136	32	41	63

DEM Commissioner of the General Land Office

Vote For 1

	TOTAL	Election Day	Absentee	Early Voting
Sandragrace Martinez	68	27	12	29
Jay Kleberg	123	24	33	66

DEM County Judge County Races

Vote For 1

	TOTAL	Election Day	Absentee	Early Voting
Ina Minjarez	71	23	17	31
Peter Sakai	124	31	28	65

DEM Judge, County Court at Law No. 2 County Races

Vote For 1

	TOTAL	Election Day	Absentee	Early Voting
Melissa Saenz	109	29	25	55
Maria Teresa Garcia	71	25	14	32

Summary Results Report
May 24, 2022 Joint Primary Runoff Election
May 24, 2022

UNOFFICIAL RESULTS

Bexar County

3157

DEM District Clerk County Races

Vote For 1

	TOTAL	Election Day	Absentee	Early Voting
Gloria A. Martinez	69	23	12	34
Christine "Chris" Castillo	119	31	30	58

RETRIEVED FROM DEMOCRACYDOCKET.COM

Summary Results Report
May 24, 2022 Joint Primary Runoff Election
May 24, 2022

UNOFFICIAL RESULTS

Bexar County

3158

Statistics

	TOTAL	Election Day	Absentee	Early Voting
Registered Voters - Total	76			
Ballots Cast - Total	17	4	4	9
Ballots Cast - Democratic Party	5	0	1	4
Voter Turnout - Total	22.37%			

DEM Lieutenant Governor

Vote For 1

	TOTAL	Election Day	Absentee	Early Voting
Michelle Beckley	4	0	1	3
Mike Collier	1	0	0	1

DEM Attorney General

Vote For 1

	TOTAL	Election Day	Absentee	Early Voting
Rochelle Mercedes Garza	4	0	1	3
Joe Jaworski	1	0	0	1

DEM Comptroller of Public Accounts

Vote For 1

	TOTAL	Election Day	Absentee	Early Voting
Angel Luis Vega	1	0	0	1
Janet T. Dudding	4	0	1	3

DEM Commissioner of the General Land Office

Vote For 1

	TOTAL	Election Day	Absentee	Early Voting
Sandragrace Martinez	3	0	1	2
Jay Kleberg	2	0	0	2

DEM Member, State Board of Education, District 1 State Board of Education, District 1

Vote For 1

	TOTAL	Election Day	Absentee	Early Voting
Melissa N. Ortega	4	0	0	4
Laura Marquez	1	0	1	0

DEM County Judge County Races

Vote For 1

	TOTAL	Election Day	Absentee	Early Voting
Ina Minjarez	4	0	1	3
Peter Sakai	1	0	0	1

DEM Judge, County Court at Law No. 2 County Races

Vote For 1

	TOTAL	Election Day	Absentee	Early Voting
Melissa Saenz	4	0	0	4
Maria Teresa Garcia	1	0	1	0

Summary Results Report
May 24, 2022 Joint Primary Runoff Election
May 24, 2022

UNOFFICIAL RESULTS

Bexar County

3158

DEM District Clerk County Races

Vote For 1

	TOTAL	Election Day	Absentee	Early Voting
Gloria A. Martinez	1	0	0	1
Christine "Chris" Castillo	4	0	1	3

RETRIEVED FROM DEMOCRACYDOCKET.COM

Summary Results Report
May 24, 2022 Joint Primary Runoff Election
May 24, 2022

UNOFFICIAL RESULTS

Bexar County

3159

Statistics

	TOTAL	Election Day	Absentee	Early Voting
Registered Voters - Total	2,590			
Ballots Cast - Total	211	98	35	78
Ballots Cast - Democratic Party	113	49	14	50
Voter Turnout - Total	8.15%			

DEM Lieutenant Governor

Vote For 1

	TOTAL	Election Day	Absentee	Early Voting
Michelle Beckley	62	31	4	27
Mike Collier	47	15	10	22

DEM Attorney General

Vote For 1

	TOTAL	Election Day	Absentee	Early Voting
Rochelle Mercedes Garza	75	36	7	32
Joe Jaworski	34	10	7	17

DEM Comptroller of Public Accounts

Vote For 1

	TOTAL	Election Day	Absentee	Early Voting
Angel Luis Vega	52	20	11	21
Janet T. Dudding	54	26	3	25

DEM Commissioner of the General Land Office

Vote For 1

	TOTAL	Election Day	Absentee	Early Voting
Sandragrace Martinez	71	33	7	31
Jay Kleberg	36	13	6	17

DEM County Judge County Races

Vote For 1

	TOTAL	Election Day	Absentee	Early Voting
Ina Minjarez	37	20	3	14
Peter Sakai	73	26	11	36

DEM Judge, County Court at Law No. 2 County Races

Vote For 1

	TOTAL	Election Day	Absentee	Early Voting
Melissa Saenz	43	20	5	18
Maria Teresa Garcia	62	24	9	29

DEM District Clerk County Races

Vote For 1

	TOTAL	Election Day	Absentee	Early Voting
Gloria A. Martinez	52	19	7	26
Christine "Chris" Castillo	53	24	7	22

Summary Results Report
May 24, 2022 Joint Primary Runoff Election
May 24, 2022

UNOFFICIAL RESULTS

Bexar County

3160

Statistics

	TOTAL	Election Day	Absentee	Early Voting
Registered Voters - Total	1,689			
Ballots Cast - Total	197	55	30	112
Ballots Cast - Democratic Party	58	17	16	25
Voter Turnout - Total	11.66%			

DEM Lieutenant Governor

Vote For 1

	TOTAL	Election Day	Absentee	Early Voting
Michelle Beckley	23	11	4	8
Mike Collier	32	5	12	15

DEM Attorney General

Vote For 1

	TOTAL	Election Day	Absentee	Early Voting
Rochelle Mercedes Garza	42	11	10	21
Joe Jaworski	15	5	6	4

DEM Comptroller of Public Accounts

Vote For 1

	TOTAL	Election Day	Absentee	Early Voting
Angel Luis Vega	22	9	2	11
Janet T. Dudding	35	7	14	14

DEM Commissioner of the General Land Office

Vote For 1

	TOTAL	Election Day	Absentee	Early Voting
Sandragrace Martinez	30	9	8	13
Jay Kleberg	28	8	8	12

DEM Member, State Board of Education, District 1 State Board of Education, District 1

Vote For 1

	TOTAL	Election Day	Absentee	Early Voting
Melissa N. Ortega	32	13	10	9
Laura Marquez	25	4	5	16

DEM County Judge County Races

Vote For 1

	TOTAL	Election Day	Absentee	Early Voting
Ina Minjarez	31	10	8	13
Peter Sakai	27	7	8	12

DEM Judge, County Court at Law No. 2 County Races

Vote For 1

	TOTAL	Election Day	Absentee	Early Voting
Melissa Saenz	34	9	12	13
Maria Teresa Garcia	22	7	3	12

Summary Results Report
May 24, 2022 Joint Primary Runoff Election
May 24, 2022

UNOFFICIAL RESULTS

Bexar County

3160

DEM District Clerk County Races

Vote For 1

	TOTAL	Election Day	Absentee	Early Voting
Gloria A. Martinez	29	5	8	16
Christine "Chris" Castillo	28	11	8	9

RETRIEVED FROM DEMOCRACYDOCKET.COM

Summary Results Report
May 24, 2022 Joint Primary Runoff Election
May 24, 2022

UNOFFICIAL RESULTS

Bexar County

3161

Statistics

	TOTAL	Election Day	Absentee	Early Voting
Registered Voters - Total	2,750			
Ballots Cast - Total	236	92	44	100
Ballots Cast - Democratic Party	138	49	31	58
Voter Turnout - Total	8.58%			

DEM United States Representative, District 21 United States Representative, District 21

Vote For 1

	TOTAL	Election Day	Absentee	Early Voting
Claudia Andreana Zapata	87	36	18	33
Ricardo Villarreal	45	10	12	23

DEM Lieutenant Governor

Vote For 1

	TOTAL	Election Day	Absentee	Early Voting
Michelle Beckley	65	25	7	33
Mike Collier	69	23	24	22

DEM Attorney General

Vote For 1

	TOTAL	Election Day	Absentee	Early Voting
Rochelle Mercedes Garza	95	39	16	40
Joe Jaworski	39	9	14	16

DEM Comptroller of Public Accounts

Vote For 1

	TOTAL	Election Day	Absentee	Early Voting
Angel Luis Vega	50	18	5	27
Janet T. Dudding	77	27	23	27

DEM Commissioner of the General Land Office

Vote For 1

	TOTAL	Election Day	Absentee	Early Voting
Sandragrace Martinez	70	30	9	31
Jay Kleberg	56	15	19	22

DEM County Judge County Races

Vote For 1

	TOTAL	Election Day	Absentee	Early Voting
Ina Minjarez	57	28	9	20
Peter Sakai	79	19	22	38

DEM Judge, County Court at Law No. 2 County Races

Vote For 1

	TOTAL	Election Day	Absentee	Early Voting
Melissa Saenz	77	20	22	35
Maria Teresa Garcia	46	23	6	17

Summary Results Report
May 24, 2022 Joint Primary Runoff Election
May 24, 2022

UNOFFICIAL RESULTS

Bexar County

3161

DEM District Clerk County Races

Vote For 1

	TOTAL	Election Day	Absentee	Early Voting
Gloria A. Martinez	60	19	13	28
Christine "Chris" Castillo	66	26	15	25

RETRIEVED FROM DEMOCRACYDOCKET.COM

Summary Results Report
May 24, 2022 Joint Primary Runoff Election
May 24, 2022

UNOFFICIAL RESULTS

Bexar County

3162

Statistics

	TOTAL	Election Day	Absentee	Early Voting
Registered Voters - Total	3,051			
Ballots Cast - Total	279	107	40	132
Ballots Cast - Democratic Party	125	46	19	60
Voter Turnout - Total	9.14%			

DEM Lieutenant Governor

Vote For 1

	TOTAL	Election Day	Absentee	Early Voting
Michelle Beckley	45	16	7	22
Mike Collier	68	23	10	35

DEM Attorney General

Vote For 1

	TOTAL	Election Day	Absentee	Early Voting
Rochelle Mercedes Garza	75	24	13	38
Joe Jaworski	42	16	5	21

DEM Comptroller of Public Accounts

Vote For 1

	TOTAL	Election Day	Absentee	Early Voting
Angel Luis Vega	43	20	6	17
Janet T. Dudding	68	16	12	40

DEM Commissioner of the General Land Office

Vote For 1

	TOTAL	Election Day	Absentee	Early Voting
Sandragrace Martinez	52	16	6	30
Jay Kleberg	62	22	12	28

DEM Member, State Board of Education, District 1 State Board of Education, District 1

Vote For 1

	TOTAL	Election Day	Absentee	Early Voting
Melissa N. Ortega	68	26	12	30
Laura Marquez	38	10	5	23

DEM County Judge County Races

Vote For 1

	TOTAL	Election Day	Absentee	Early Voting
Ina Minjarez	48	20	2	26
Peter Sakai	72	21	17	34

DEM Judge, County Court at Law No. 2 County Races

Vote For 1

	TOTAL	Election Day	Absentee	Early Voting
Melissa Saenz	75	24	11	40
Maria Teresa Garcia	35	13	5	17

Summary Results Report
May 24, 2022 Joint Primary Runoff Election
May 24, 2022

UNOFFICIAL RESULTS

Bexar County

3162

DEM District Clerk County Races

Vote For 1

	TOTAL	Election Day	Absentee	Early Voting
Gloria A. Martinez	45	17	7	21
Christine "Chris" Castillo	62	19	9	34

RETRIEVED FROM DEMOCRACYDOCKET.COM

Summary Results Report
May 24, 2022 Joint Primary Runoff Election
May 24, 2022

UNOFFICIAL RESULTS

Bexar County

3163

Statistics

	TOTAL	Election Day	Absentee	Early Voting
Registered Voters - Total	2,621			
Ballots Cast - Total	385	133	34	218
Ballots Cast - Democratic Party	121	49	14	58
Voter Turnout - Total	14.69%			

DEM Lieutenant Governor

Vote For 1

	TOTAL	Election Day	Absentee	Early Voting
Michelle Beckley	61	26	5	30
Mike Collier	57	21	9	27

DEM Attorney General

Vote For 1

	TOTAL	Election Day	Absentee	Early Voting
Rochelle Mercedes Garza	84	39	6	39
Joe Jaworski	32	8	8	16

DEM Comptroller of Public Accounts

Vote For 1

	TOTAL	Election Day	Absentee	Early Voting
Angel Luis Vega	43	19	3	21
Janet T. Dudding	72	30	11	31

DEM Commissioner of the General Land Office

Vote For 1

	TOTAL	Election Day	Absentee	Early Voting
Sandragrace Martinez	58	29	7	22
Jay Kleberg	58	19	7	32

DEM County Judge County Races

Vote For 1

	TOTAL	Election Day	Absentee	Early Voting
Ina Minjarez	54	29	2	23
Peter Sakai	66	20	12	34

DEM Judge, County Court at Law No. 2 County Races

Vote For 1

	TOTAL	Election Day	Absentee	Early Voting
Melissa Saenz	72	29	9	34
Maria Teresa Garcia	36	18	3	15

DEM District Clerk County Races

Vote For 1

	TOTAL	Election Day	Absentee	Early Voting
Gloria A. Martinez	52	26	1	25
Christine "Chris" Castillo	60	22	12	26

Summary Results Report
May 24, 2022 Joint Primary Runoff Election
May 24, 2022

UNOFFICIAL RESULTS

Bexar County

3164

Statistics

	TOTAL	Election Day	Absentee	Early Voting
Registered Voters - Total	2,104			
Ballots Cast - Total	202	80	42	80
Ballots Cast - Democratic Party	80	29	23	28
Voter Turnout - Total	9.60%			

DEM United States Representative, District 21 United States Representative, District 21

Vote For 1

	TOTAL	Election Day	Absentee	Early Voting
Claudia Andreana Zapata	51	18	17	16
Ricardo Villarreal	25	10	5	10

DEM Lieutenant Governor

Vote For 1

	TOTAL	Election Day	Absentee	Early Voting
Michelle Beckley	30	15	6	9
Mike Collier	46	14	14	18

DEM Attorney General

Vote For 1

	TOTAL	Election Day	Absentee	Early Voting
Rochelle Mercedes Garza	52	22	10	20
Joe Jaworski	25	7	11	7

DEM Comptroller of Public Accounts

Vote For 1

	TOTAL	Election Day	Absentee	Early Voting
Angel Luis Vega	25	10	7	8
Janet T. Dudding	50	18	15	17

DEM Commissioner of the General Land Office

Vote For 1

	TOTAL	Election Day	Absentee	Early Voting
Sandragrace Martinez	32	14	7	11
Jay Kleberg	42	11	15	16

DEM County Judge County Races

Vote For 1

	TOTAL	Election Day	Absentee	Early Voting
Ina Minjarez	37	16	10	11
Peter Sakai	41	13	13	15

DEM Judge, County Court at Law No. 2 County Races

Vote For 1

	TOTAL	Election Day	Absentee	Early Voting
Melissa Saenz	34	15	13	6
Maria Teresa Garcia	39	13	8	18

Summary Results Report
May 24, 2022 Joint Primary Runoff Election
May 24, 2022

UNOFFICIAL RESULTS

Bexar County

3164

DEM District Clerk County Races

Vote For 1

	TOTAL	Election Day	Absentee	Early Voting
Gloria A. Martinez	35	15	10	10
Christine "Chris" Castillo	41	14	12	15

RETRIEVED FROM DEMOCRACYDOCKET.COM

Summary Results Report
May 24, 2022 Joint Primary Runoff Election
May 24, 2022

UNOFFICIAL RESULTS

Bexar County

3165

Statistics

	TOTAL	Election Day	Absentee	Early Voting
Registered Voters - Total	3,817			
Ballots Cast - Total	497	220	58	219
Ballots Cast - Democratic Party	221	81	36	104
Voter Turnout - Total	13.02%			

DEM United States Representative, District 21 United States Representative, District 21

Vote For 1

	TOTAL	Election Day	Absentee	Early Voting
Claudia Andreana Zapata	141	58	17	66
Ricardo Villarreal	72	22	18	32

DEM Lieutenant Governor

Vote For 1

	TOTAL	Election Day	Absentee	Early Voting
Michelle Beckley	109	50	9	50
Mike Collier	102	30	26	46

DEM Attorney General

Vote For 1

	TOTAL	Election Day	Absentee	Early Voting
Rochelle Mercedes Garza	163	65	23	75
Joe Jaworski	48	14	11	23

DEM Comptroller of Public Accounts

Vote For 1

	TOTAL	Election Day	Absentee	Early Voting
Angel Luis Vega	90	35	8	47
Janet T. Dudding	110	39	25	46

DEM Commissioner of the General Land Office

Vote For 1

	TOTAL	Election Day	Absentee	Early Voting
Sandragrace Martinez	133	54	22	57
Jay Kleberg	72	20	13	39

DEM County Judge County Races

Vote For 1

	TOTAL	Election Day	Absentee	Early Voting
Ina Minjarez	95	41	10	44
Peter Sakai	124	40	25	59

DEM Judge, County Court at Law No. 2 County Races

Vote For 1

	TOTAL	Election Day	Absentee	Early Voting
Melissa Saenz	112	37	20	55
Maria Teresa Garcia	85	35	14	36

Summary Results Report
May 24, 2022 Joint Primary Runoff Election
May 24, 2022

UNOFFICIAL RESULTS

Bexar County

3165

DEM District Clerk County Races

Vote For 1

	TOTAL	Election Day	Absentee	Early Voting
Gloria A. Martinez	105	43	16	46
Christine "Chris" Castillo	99	30	18	51

RETRIEVED FROM DEMOCRACYDOCKET.COM

Summary Results Report
May 24, 2022 Joint Primary Runoff Election
May 24, 2022

UNOFFICIAL RESULTS

Bexar County

3166

Statistics

	TOTAL	Election Day	Absentee	Early Voting
Registered Voters - Total	546			
Ballots Cast - Total	85	39	20	26
Ballots Cast - Democratic Party	52	19	12	21
Voter Turnout - Total	15.57%			

DEM United States Representative, District 21 United States Representative, District 21

Vote For 1

	TOTAL	Election Day	Absentee	Early Voting
Claudia Andreana Zapata	32	13	4	15
Ricardo Villarreal	18	6	8	4

DEM Lieutenant Governor

Vote For 1

	TOTAL	Election Day	Absentee	Early Voting
Michelle Beckley	16	8	3	5
Mike Collier	36	11	9	16

DEM Attorney General

Vote For 1

	TOTAL	Election Day	Absentee	Early Voting
Rochelle Mercedes Garza	34	15	5	14
Joe Jaworski	17	4	7	6

DEM Comptroller of Public Accounts

Vote For 1

	TOTAL	Election Day	Absentee	Early Voting
Angel Luis Vega	28	10	10	8
Janet T. Dudding	21	9	2	10

DEM Commissioner of the General Land Office

Vote For 1

	TOTAL	Election Day	Absentee	Early Voting
Sandragrace Martinez	24	8	9	7
Jay Kleberg	27	11	3	13

DEM County Judge County Races

Vote For 1

	TOTAL	Election Day	Absentee	Early Voting
Ina Minjarez	14	7	4	3
Peter Sakai	38	12	8	18

DEM Judge, County Court at Law No. 2 County Races

Vote For 1

	TOTAL	Election Day	Absentee	Early Voting
Melissa Saenz	34	12	9	13
Maria Teresa Garcia	14	6	3	5

Summary Results Report
May 24, 2022 Joint Primary Runoff Election
May 24, 2022

UNOFFICIAL RESULTS

Bexar County

3166

DEM District Clerk County Races

Vote For 1

	TOTAL	Election Day	Absentee	Early Voting
Gloria A. Martinez	24	10	3	11
Christine "Chris" Castillo	25	8	9	8

RETRIEVED FROM DEMOCRACYDOCKET.COM

Summary Results Report
May 24, 2022 Joint Primary Runoff Election
May 24, 2022

UNOFFICIAL RESULTS

Bexar County

3167

Statistics

	TOTAL	Election Day	Absentee	Early Voting
Registered Voters - Total	14			
Ballots Cast - Total	1	0	0	1
Ballots Cast - Democratic Party	0	0	0	0
Voter Turnout - Total	7.14%			

DEM United States Representative, District 21 United States Representative, District 21

Vote For 1

	TOTAL	Election Day	Absentee	Early Voting
Claudia Andreana Zapata	0	0	0	0
Ricardo Villarreal	0	0	0	0

DEM Lieutenant Governor

Vote For 1

	TOTAL	Election Day	Absentee	Early Voting
Michelle Beckley	0	0	0	0
Mike Collier	0	0	0	0

DEM Attorney General

Vote For 1

	TOTAL	Election Day	Absentee	Early Voting
Rochelle Mercedes Garza	0	0	0	0
Joe Jaworski	0	0	0	0

DEM Comptroller of Public Accounts

Vote For 1

	TOTAL	Election Day	Absentee	Early Voting
Angel Luis Vega	0	0	0	0
Janet T. Dudding	0	0	0	0

DEM Commissioner of the General Land Office

Vote For 1

	TOTAL	Election Day	Absentee	Early Voting
Sandragrace Martinez	0	0	0	0
Jay Kleberg	0	0	0	0

DEM County Judge County Races

Vote For 1

	TOTAL	Election Day	Absentee	Early Voting
Ina Minjarez	0	0	0	0
Peter Sakai	0	0	0	0

DEM Judge, County Court at Law No. 2 County Races

Vote For 1

	TOTAL	Election Day	Absentee	Early Voting
Melissa Saenz	0	0	0	0
Maria Teresa Garcia	0	0	0	0

Summary Results Report
May 24, 2022 Joint Primary Runoff Election
May 24, 2022

UNOFFICIAL RESULTS

Bexar County

3167

DEM District Clerk County Races

Vote For 1

	TOTAL	Election Day	Absentee	Early Voting
Gloria A. Martinez	0	0	0	0
Christine "Chris" Castillo	0	0	0	0

RETRIEVED FROM DEMOCRACYDOCKET.COM

Summary Results Report
May 24, 2022 Joint Primary Runoff Election
May 24, 2022

UNOFFICIAL RESULTS

Bexar County

3168

Statistics

	TOTAL	Election Day	Absentee	Early Voting
Registered Voters - Total	618			
Ballots Cast - Total	79	27	6	46
Ballots Cast - Democratic Party	33	17	4	12
Voter Turnout - Total	12.78%			

DEM Lieutenant Governor

Vote For 1

	TOTAL	Election Day	Absentee	Early Voting
Michelle Beckley	16	7	2	7
Mike Collier	16	9	2	5

DEM Attorney General

Vote For 1

	TOTAL	Election Day	Absentee	Early Voting
Rochelle Mercedes Garza	29	15	4	10
Joe Jaworski	4	2	0	2

DEM Comptroller of Public Accounts

Vote For 1

	TOTAL	Election Day	Absentee	Early Voting
Angel Luis Vega	8	2	0	6
Janet T. Dudding	25	15	4	6

DEM Commissioner of the General Land Office

Vote For 1

	TOTAL	Election Day	Absentee	Early Voting
Sandragrace Martinez	24	13	1	10
Jay Kleberg	9	4	3	2

DEM Member, State Board of Education, District 1 State Board of Education, District 1

Vote For 1

	TOTAL	Election Day	Absentee	Early Voting
Melissa N. Ortega	29	14	4	11
Laura Marquez	3	2	0	1

DEM County Judge County Races

Vote For 1

	TOTAL	Election Day	Absentee	Early Voting
Ina Minjarez	18	10	3	5
Peter Sakai	14	7	1	6

DEM Judge, County Court at Law No. 2 County Races

Vote For 1

	TOTAL	Election Day	Absentee	Early Voting
Melissa Saenz	20	8	3	9
Maria Teresa Garcia	10	7	1	2

Summary Results Report
May 24, 2022 Joint Primary Runoff Election
May 24, 2022

UNOFFICIAL RESULTS

Bexar County

3168

DEM District Clerk County Races

Vote For 1

	TOTAL	Election Day	Absentee	Early Voting
Gloria A. Martinez	17	8	2	7
Christine "Chris" Castillo	14	7	2	5

RETRIEVED FROM DEMOCRACYDOCKET.COM

Summary Results Report
May 24, 2022 Joint Primary Runoff Election
May 24, 2022

UNOFFICIAL RESULTS

Bexar County

3169

Statistics

	TOTAL	Election Day	Absentee	Early Voting
Registered Voters - Total	139			
Ballots Cast - Total	22	11	4	7
Ballots Cast - Democratic Party	7	4	2	1
Voter Turnout - Total	15.83%			

DEM Lieutenant Governor

Vote For 1

	TOTAL	Election Day	Absentee	Early Voting
Michelle Beckley	2	1	1	0
Mike Collier	5	3	1	1

DEM Attorney General

Vote For 1

	TOTAL	Election Day	Absentee	Early Voting
Rochelle Mercedes Garza	5	4	1	0
Joe Jaworski	2	0	1	1

DEM Comptroller of Public Accounts

Vote For 1

	TOTAL	Election Day	Absentee	Early Voting
Angel Luis Vega	4	2	1	1
Janet T. Dudding	3	2	1	0

DEM Commissioner of the General Land Office

Vote For 1

	TOTAL	Election Day	Absentee	Early Voting
Sandragrace Martinez	6	4	1	1
Jay Kleberg	1	0	1	0

DEM Member, State Board of Education, District 1 State Board of Education, District 1

Vote For 1

	TOTAL	Election Day	Absentee	Early Voting
Melissa N. Ortega	6	4	1	1
Laura Marquez	1	0	1	0

DEM County Judge County Races

Vote For 1

	TOTAL	Election Day	Absentee	Early Voting
Ina Minjarez	4	3	1	0
Peter Sakai	3	1	1	1

DEM Judge, County Court at Law No. 2 County Races

Vote For 1

	TOTAL	Election Day	Absentee	Early Voting
Melissa Saenz	3	2	1	0
Maria Teresa Garcia	4	2	1	1

Summary Results Report
May 24, 2022 Joint Primary Runoff Election
May 24, 2022

UNOFFICIAL RESULTS

Bexar County

3169

DEM District Clerk County Races

Vote For 1

	TOTAL	Election Day	Absentee	Early Voting
Gloria A. Martinez	5	2	2	1
Christine "Chris" Castillo	2	2	0	0

RETRIEVED FROM DEMOCRACYDOCKET.COM

Summary Results Report
May 24, 2022 Joint Primary Runoff Election
May 24, 2022

UNOFFICIAL RESULTS

Bexar County

3170

Statistics

	TOTAL	Election Day	Absentee	Early Voting
Registered Voters - Total	1			
Ballots Cast - Total	0	0	0	0
Ballots Cast - Democratic Party	0	0	0	0
Voter Turnout - Total	0.00%			

DEM United States Representative, District 21 United States Representative, District 21

Vote For 1

	TOTAL	Election Day	Absentee	Early Voting
Claudia Andreana Zapata	0	0	0	0
Ricardo Villarreal	0	0	0	0

DEM Lieutenant Governor

Vote For 1

	TOTAL	Election Day	Absentee	Early Voting
Michelle Beckley	0	0	0	0
Mike Collier	0	0	0	0

DEM Attorney General

Vote For 1

	TOTAL	Election Day	Absentee	Early Voting
Rochelle Mercedes Garza	0	0	0	0
Joe Jaworski	0	0	0	0

DEM Comptroller of Public Accounts

Vote For 1

	TOTAL	Election Day	Absentee	Early Voting
Angel Luis Vega	0	0	0	0
Janet T. Dudding	0	0	0	0

DEM Commissioner of the General Land Office

Vote For 1

	TOTAL	Election Day	Absentee	Early Voting
Sandragrace Martinez	0	0	0	0
Jay Kleberg	0	0	0	0

DEM County Judge County Races

Vote For 1

	TOTAL	Election Day	Absentee	Early Voting
Ina Minjarez	0	0	0	0
Peter Sakai	0	0	0	0

DEM Judge, County Court at Law No. 2 County Races

Vote For 1

	TOTAL	Election Day	Absentee	Early Voting
Melissa Saenz	0	0	0	0
Maria Teresa Garcia	0	0	0	0

Summary Results Report
May 24, 2022 Joint Primary Runoff Election
May 24, 2022

UNOFFICIAL RESULTS

Bexar County

3170

DEM District Clerk County Races

Vote For 1

	TOTAL	Election Day	Absentee	Early Voting
Gloria A. Martinez	0	0	0	0
Christine "Chris" Castillo	0	0	0	0

RETRIEVED FROM DEMOCRACYDOCKET.COM

Summary Results Report
May 24, 2022 Joint Primary Runoff Election
May 24, 2022

UNOFFICIAL RESULTS

Bexar County

3171

Statistics

	TOTAL	Election Day	Absentee	Early Voting
Registered Voters - Total	0			
Ballots Cast - Total	0	0	0	0
Ballots Cast - Democratic Party	0	0	0	0
Voter Turnout - Total	0.00%			

DEM United States Representative, District 21 United States Representative, District 21

Vote For 1

	TOTAL	Election Day	Absentee	Early Voting
Claudia Andreana Zapata	0	0	0	0
Ricardo Villarreal	0	0	0	0

DEM Lieutenant Governor

Vote For 1

	TOTAL	Election Day	Absentee	Early Voting
Michelle Beckley	0	0	0	0
Mike Collier	0	0	0	0

DEM Attorney General

Vote For 1

	TOTAL	Election Day	Absentee	Early Voting
Rochelle Mercedes Garza	0	0	0	0
Joe Jaworski	0	0	0	0

DEM Comptroller of Public Accounts

Vote For 1

	TOTAL	Election Day	Absentee	Early Voting
Angel Luis Vega	0	0	0	0
Janet T. Dudding	0	0	0	0

DEM Commissioner of the General Land Office

Vote For 1

	TOTAL	Election Day	Absentee	Early Voting
Sandragrace Martinez	0	0	0	0
Jay Kleberg	0	0	0	0

DEM County Judge County Races

Vote For 1

	TOTAL	Election Day	Absentee	Early Voting
Ina Minjarez	0	0	0	0
Peter Sakai	0	0	0	0

DEM Judge, County Court at Law No. 2 County Races

Vote For 1

	TOTAL	Election Day	Absentee	Early Voting
Melissa Saenz	0	0	0	0
Maria Teresa Garcia	0	0	0	0

Summary Results Report
May 24, 2022 Joint Primary Runoff Election
May 24, 2022

UNOFFICIAL RESULTS

Bexar County

3171

DEM District Clerk County Races

Vote For 1

	TOTAL	Election Day	Absentee	Early Voting
Gloria A. Martinez	0	0	0	0
Christine "Chris" Castillo	0	0	0	0

RETRIEVED FROM DEMOCRACYDOCKET.COM

Summary Results Report
May 24, 2022 Joint Primary Runoff Election
May 24, 2022

UNOFFICIAL RESULTS

Bexar County

3172

Statistics

	TOTAL	Election Day	Absentee	Early Voting
Registered Voters - Total	627			
Ballots Cast - Total	45	18	9	18
Ballots Cast - Democratic Party	27	7	8	12
Voter Turnout - Total	7.18%			

DEM Lieutenant Governor

Vote For 1

	TOTAL	Election Day	Absentee	Early Voting
Michelle Beckley	17	5	7	5
Mike Collier	10	2	1	7

DEM Attorney General

Vote For 1

	TOTAL	Election Day	Absentee	Early Voting
Rochelle Mercedes Garza	20	5	6	9
Joe Jaworski	7	2	2	3

DEM Comptroller of Public Accounts

Vote For 1

	TOTAL	Election Day	Absentee	Early Voting
Angel Luis Vega	11	5	4	2
Janet T. Dudding	16	2	4	10

DEM Commissioner of the General Land Office

Vote For 1

	TOTAL	Election Day	Absentee	Early Voting
Sandragrace Martinez	17	6	5	6
Jay Kleberg	9	1	3	5

DEM Member, State Board of Education, District 1 State Board of Education, District 1

Vote For 1

	TOTAL	Election Day	Absentee	Early Voting
Melissa N. Ortega	17	4	7	6
Laura Marquez	10	3	1	6

DEM County Judge County Races

Vote For 1

	TOTAL	Election Day	Absentee	Early Voting
Ina Minjarez	12	2	4	6
Peter Sakai	15	5	4	6

DEM Judge, County Court at Law No. 2 County Races

Vote For 1

	TOTAL	Election Day	Absentee	Early Voting
Melissa Saenz	11	2	4	5
Maria Teresa Garcia	15	5	4	6

Summary Results Report
May 24, 2022 Joint Primary Runoff Election
May 24, 2022

UNOFFICIAL RESULTS

Bexar County

3172

DEM District Clerk County Races

Vote For 1

	TOTAL	Election Day	Absentee	Early Voting
Gloria A. Martinez	18	5	6	7
Christine "Chris" Castillo	9	2	2	5

RETRIEVED FROM DEMOCRACYDOCKET.COM

Summary Results Report
May 24, 2022 Joint Primary Runoff Election
May 24, 2022

UNOFFICIAL RESULTS

Bexar County

3173

Statistics

	TOTAL	Election Day	Absentee	Early Voting
Registered Voters - Total	3,786			
Ballots Cast - Total	448	124	49	275
Ballots Cast - Democratic Party	135	53	25	57
Voter Turnout - Total	11.83%			

DEM Lieutenant Governor

Vote For 1

	TOTAL	Election Day	Absentee	Early Voting
Michelle Beckley	58	28	10	20
Mike Collier	70	18	15	37

DEM Attorney General

Vote For 1

	TOTAL	Election Day	Absentee	Early Voting
Rochelle Mercedes Garza	105	40	19	46
Joe Jaworski	24	10	6	8

DEM Comptroller of Public Accounts

Vote For 1

	TOTAL	Election Day	Absentee	Early Voting
Angel Luis Vega	44	16	8	20
Janet T. Dudding	78	29	16	33

DEM Commissioner of the General Land Office

Vote For 1

	TOTAL	Election Day	Absentee	Early Voting
Sandragrace Martinez	60	26	7	27
Jay Kleberg	66	22	17	27

DEM County Judge County Races

Vote For 1

	TOTAL	Election Day	Absentee	Early Voting
Ina Minjarez	60	27	7	26
Peter Sakai	72	23	18	31

DEM Judge, County Court at Law No. 2 County Races

Vote For 1

	TOTAL	Election Day	Absentee	Early Voting
Melissa Saenz	74	27	13	34
Maria Teresa Garcia	45	15	11	19

DEM District Clerk County Races

Vote For 1

	TOTAL	Election Day	Absentee	Early Voting
Gloria A. Martinez	52	22	10	20
Christine "Chris" Castillo	65	16	15	34

Summary Results Report
May 24, 2022 Joint Primary Runoff Election
May 24, 2022

UNOFFICIAL RESULTS

Bexar County

3174

Statistics

	TOTAL	Election Day	Absentee	Early Voting
Registered Voters - Total	4,436			
Ballots Cast - Total	585	271	107	207
Ballots Cast - Democratic Party	152	62	40	50
Voter Turnout - Total	13.19%			

DEM Lieutenant Governor

Vote For 1

	TOTAL	Election Day	Absentee	Early Voting
Michelle Beckley	72	36	12	24
Mike Collier	74	25	25	24

DEM Attorney General

Vote For 1

	TOTAL	Election Day	Absentee	Early Voting
Rochelle Mercedes Garza	100	51	24	25
Joe Jaworski	45	10	13	22

DEM Comptroller of Public Accounts

Vote For 1

	TOTAL	Election Day	Absentee	Early Voting
Angel Luis Vega	49	29	4	16
Janet T. Dudding	92	30	32	30

DEM Commissioner of the General Land Office

Vote For 1

	TOTAL	Election Day	Absentee	Early Voting
Sandragrace Martinez	65	32	6	27
Jay Kleberg	78	26	31	21

DEM Member, State Board of Education, District 1 State Board of Education, District 1

Vote For 1

	TOTAL	Election Day	Absentee	Early Voting
Melissa N. Ortega	103	44	28	31
Laura Marquez	37	13	8	16

DEM County Judge County Races

Vote For 1

	TOTAL	Election Day	Absentee	Early Voting
Ina Minjarez	64	31	13	20
Peter Sakai	82	30	24	28

DEM Judge, County Court at Law No. 2 County Races

Vote For 1

	TOTAL	Election Day	Absentee	Early Voting
Melissa Saenz	82	31	26	25
Maria Teresa Garcia	56	26	10	20

Summary Results Report
May 24, 2022 Joint Primary Runoff Election
May 24, 2022

UNOFFICIAL RESULTS

Bexar County

3174

DEM District Clerk County Races

Vote For 1

	TOTAL	Election Day	Absentee	Early Voting
Gloria A. Martinez	80	33	23	24
Christine "Chris" Castillo	60	26	12	22

RETRIEVED FROM DEMOCRACYDOCKET.COM

Summary Results Report
May 24, 2022 Joint Primary Runoff Election
May 24, 2022

UNOFFICIAL RESULTS

Bexar County

3175

Statistics

	TOTAL	Election Day	Absentee	Early Voting
Registered Voters - Total	620			
Ballots Cast - Total	92	31	11	50
Ballots Cast - Democratic Party	56	16	9	31
Voter Turnout - Total	14.84%			

DEM United States Representative, District 21 United States Representative, District 21

Vote For 1

	TOTAL	Election Day	Absentee	Early Voting
Claudia Andreana Zapata	31	10	4	17
Ricardo Villarreal	19	3	4	12

DEM Lieutenant Governor

Vote For 1

	TOTAL	Election Day	Absentee	Early Voting
Michelle Beckley	17	5	1	11
Mike Collier	34	9	7	18

DEM Attorney General

Vote For 1

	TOTAL	Election Day	Absentee	Early Voting
Rochelle Mercedes Garza	30	8	3	19
Joe Jaworski	24	7	5	12

DEM Comptroller of Public Accounts

Vote For 1

	TOTAL	Election Day	Absentee	Early Voting
Angel Luis Vega	25	7	6	12
Janet T. Dudding	27	8	2	17

DEM Commissioner of the General Land Office

Vote For 1

	TOTAL	Election Day	Absentee	Early Voting
Sandragrace Martinez	26	9	1	16
Jay Kleberg	27	6	7	14

DEM Member, State Board of Education, District 1 State Board of Education, District 1

Vote For 1

	TOTAL	Election Day	Absentee	Early Voting
Melissa N. Ortega	33	7	5	21
Laura Marquez	17	7	3	7

DEM County Judge County Races

Vote For 1

	TOTAL	Election Day	Absentee	Early Voting
Ina Minjarez	20	6	2	12
Peter Sakai	36	10	7	19

Summary Results Report
May 24, 2022 Joint Primary Runoff Election
May 24, 2022

UNOFFICIAL RESULTS

Bexar County

3175

DEM Judge, County Court at Law No. 2 County Races

Vote For 1

	TOTAL	Election Day	Absentee	Early Voting
Melissa Saenz	34	12	8	14
Maria Teresa Garcia	20	3	1	16

DEM District Clerk County Races

Vote For 1

	TOTAL	Election Day	Absentee	Early Voting
Gloria A. Martinez	31	13	5	13
Christine "Chris" Castillo	22	2	3	17

RETRIEVED FROM DEMOCRACYDOCKET.COM

Summary Results Report
May 24, 2022 Joint Primary Runoff Election
May 24, 2022

UNOFFICIAL RESULTS

Bexar County

3176

Statistics

	TOTAL	Election Day	Absentee	Early Voting
Registered Voters - Total	64			
Ballots Cast - Total	16	7	4	5
Ballots Cast - Democratic Party	8	4	2	2
Voter Turnout - Total	25.00%			

DEM Lieutenant Governor

Vote For 1

	TOTAL	Election Day	Absentee	Early Voting
Michelle Beckley	2	0	2	0
Mike Collier	2	1	0	1

DEM Attorney General

Vote For 1

	TOTAL	Election Day	Absentee	Early Voting
Rochelle Mercedes Garza	3	1	2	0
Joe Jaworski	1	0	0	1

DEM Comptroller of Public Accounts

Vote For 1

	TOTAL	Election Day	Absentee	Early Voting
Angel Luis Vega	4	1	2	1
Janet T. Dudding	0	0	0	0

DEM Commissioner of the General Land Office

Vote For 1

	TOTAL	Election Day	Absentee	Early Voting
Sandragrace Martinez	3	1	2	0
Jay Kleberg	1	0	0	1

DEM Member, State Board of Education, District 1 State Board of Education, District 1

Vote For 1

	TOTAL	Election Day	Absentee	Early Voting
Melissa N. Ortega	0	0	0	0
Laura Marquez	3	1	2	0

DEM County Judge County Races

Vote For 1

	TOTAL	Election Day	Absentee	Early Voting
Ina Minjarez	0	0	0	0
Peter Sakai	8	4	2	2

DEM Judge, County Court at Law No. 2 County Races

Vote For 1

	TOTAL	Election Day	Absentee	Early Voting
Melissa Saenz	2	1	0	1
Maria Teresa Garcia	2	0	2	0

Summary Results Report
May 24, 2022 Joint Primary Runoff Election
May 24, 2022

UNOFFICIAL RESULTS

Bexar County

3176

DEM District Clerk County Races

Vote For 1

	TOTAL	Election Day	Absentee	Early Voting
Gloria A. Martinez	1	0	0	1
Christine "Chris" Castillo	3	1	2	0

RETRIEVED FROM DEMOCRACYDOCKET.COM

Summary Results Report
May 24, 2022 Joint Primary Runoff Election
May 24, 2022

UNOFFICIAL RESULTS

Bexar County

3177

Statistics

	TOTAL	Election Day	Absentee	Early Voting
Registered Voters - Total	0			
Ballots Cast - Total	0	0	0	0
Ballots Cast - Democratic Party	0	0	0	0
Voter Turnout - Total	0.00%			

DEM United States Representative, District 21 United States Representative, District 21

Vote For 1

	TOTAL	Election Day	Absentee	Early Voting
Claudia Andreana Zapata	0	0	0	0
Ricardo Villarreal	0	0	0	0

DEM Lieutenant Governor

Vote For 1

	TOTAL	Election Day	Absentee	Early Voting
Michelle Beckley	0	0	0	0
Mike Collier	0	0	0	0

DEM Attorney General

Vote For 1

	TOTAL	Election Day	Absentee	Early Voting
Rochelle Mercedes Garza	0	0	0	0
Joe Jaworski	0	0	0	0

DEM Comptroller of Public Accounts

Vote For 1

	TOTAL	Election Day	Absentee	Early Voting
Angel Luis Vega	0	0	0	0
Janet T. Dudding	0	0	0	0

DEM Commissioner of the General Land Office

Vote For 1

	TOTAL	Election Day	Absentee	Early Voting
Sandragrace Martinez	0	0	0	0
Jay Kleberg	0	0	0	0

DEM County Judge County Races

Vote For 1

	TOTAL	Election Day	Absentee	Early Voting
Ina Minjarez	0	0	0	0
Peter Sakai	0	0	0	0

DEM Judge, County Court at Law No. 2 County Races

Vote For 1

	TOTAL	Election Day	Absentee	Early Voting
Melissa Saenz	0	0	0	0
Maria Teresa Garcia	0	0	0	0

Summary Results Report
May 24, 2022 Joint Primary Runoff Election
May 24, 2022

UNOFFICIAL RESULTS

Bexar County

3177

DEM District Clerk County Races

Vote For 1

	TOTAL	Election Day	Absentee	Early Voting
Gloria A. Martinez	0	0	0	0
Christine "Chris" Castillo	0	0	0	0

RETRIEVED FROM DEMOCRACYDOCKET.COM

Summary Results Report
May 24, 2022 Joint Primary Runoff Election
May 24, 2022

UNOFFICIAL RESULTS

Bexar County

3178

Statistics

	TOTAL	Election Day	Absentee	Early Voting
Registered Voters - Total	0			
Ballots Cast - Total	0	0	0	0
Ballots Cast - Democratic Party	0	0	0	0
Voter Turnout - Total	0.00%			

DEM United States Representative, District 21 United States Representative, District 21

Vote For 1

	TOTAL	Election Day	Absentee	Early Voting
Claudia Andreana Zapata	0	0	0	0
Ricardo Villarreal	0	0	0	0

DEM Lieutenant Governor

Vote For 1

	TOTAL	Election Day	Absentee	Early Voting
Michelle Beckley	0	0	0	0
Mike Collier	0	0	0	0

DEM Attorney General

Vote For 1

	TOTAL	Election Day	Absentee	Early Voting
Rochelle Mercedes Garza	0	0	0	0
Joe Jaworski	0	0	0	0

DEM Comptroller of Public Accounts

Vote For 1

	TOTAL	Election Day	Absentee	Early Voting
Angel Luis Vega	0	0	0	0
Janet T. Dudding	0	0	0	0

DEM Commissioner of the General Land Office

Vote For 1

	TOTAL	Election Day	Absentee	Early Voting
Sandragrace Martinez	0	0	0	0
Jay Kleberg	0	0	0	0

DEM County Judge County Races

Vote For 1

	TOTAL	Election Day	Absentee	Early Voting
Ina Minjarez	0	0	0	0
Peter Sakai	0	0	0	0

DEM Judge, County Court at Law No. 2 County Races

Vote For 1

	TOTAL	Election Day	Absentee	Early Voting
Melissa Saenz	0	0	0	0
Maria Teresa Garcia	0	0	0	0

Summary Results Report
May 24, 2022 Joint Primary Runoff Election
May 24, 2022

UNOFFICIAL RESULTS

Bexar County

3178

DEM District Clerk County Races

Vote For 1

	TOTAL	Election Day	Absentee	Early Voting
Gloria A. Martinez	0	0	0	0
Christine "Chris" Castillo	0	0	0	0

RETRIEVED FROM DEMOCRACYDOCKET.COM

Summary Results Report
May 24, 2022 Joint Primary Runoff Election
May 24, 2022

UNOFFICIAL RESULTS

Bexar County

3179

Statistics

	TOTAL	Election Day	Absentee	Early Voting
Registered Voters - Total	0			
Ballots Cast - Total	0	0	0	0
Ballots Cast - Democratic Party	0	0	0	0
Voter Turnout - Total	0.00%			

DEM United States Representative, District 21 United States Representative, District 21

Vote For 1

	TOTAL	Election Day	Absentee	Early Voting
Claudia Andreana Zapata	0	0	0	0
Ricardo Villarreal	0	0	0	0

DEM Lieutenant Governor

Vote For 1

	TOTAL	Election Day	Absentee	Early Voting
Michelle Beckley	0	0	0	0
Mike Collier	0	0	0	0

DEM Attorney General

Vote For 1

	TOTAL	Election Day	Absentee	Early Voting
Rochelle Mercedes Garza	0	0	0	0
Joe Jaworski	0	0	0	0

DEM Comptroller of Public Accounts

Vote For 1

	TOTAL	Election Day	Absentee	Early Voting
Angel Luis Vega	0	0	0	0
Janet T. Dudding	0	0	0	0

DEM Commissioner of the General Land Office

Vote For 1

	TOTAL	Election Day	Absentee	Early Voting
Sandragrace Martinez	0	0	0	0
Jay Kleberg	0	0	0	0

DEM County Judge County Races

Vote For 1

	TOTAL	Election Day	Absentee	Early Voting
Ina Minjarez	0	0	0	0
Peter Sakai	0	0	0	0

DEM Judge, County Court at Law No. 2 County Races

Vote For 1

	TOTAL	Election Day	Absentee	Early Voting
Melissa Saenz	0	0	0	0
Maria Teresa Garcia	0	0	0	0

Summary Results Report
May 24, 2022 Joint Primary Runoff Election
May 24, 2022

UNOFFICIAL RESULTS

Bexar County

3179

DEM District Clerk County Races

Vote For 1

	TOTAL	Election Day	Absentee	Early Voting
Gloria A. Martinez	0	0	0	0
Christine "Chris" Castillo	0	0	0	0

RETRIEVED FROM DEMOCRACYDOCKET.COM

Summary Results Report
May 24, 2022 Joint Primary Runoff Election
May 24, 2022

UNOFFICIAL RESULTS

Bexar County

3180

Statistics

	TOTAL	Election Day	Absentee	Early Voting
Registered Voters - Total	1,115			
Ballots Cast - Total	132	51	22	59
Ballots Cast - Democratic Party	61	19	12	30
Voter Turnout - Total	11.84%			

DEM United States Representative, District 21 United States Representative, District 21

Vote For 1

	TOTAL	Election Day	Absentee	Early Voting
Claudia Andreana Zapata	38	11	6	21
Ricardo Villarreal	23	8	6	9

DEM Lieutenant Governor

Vote For 1

	TOTAL	Election Day	Absentee	Early Voting
Michelle Beckley	26	11	3	12
Mike Collier	35	8	9	18

DEM Attorney General

Vote For 1

	TOTAL	Election Day	Absentee	Early Voting
Rochelle Mercedes Garza	39	14	6	19
Joe Jaworski	22	5	6	11

DEM Comptroller of Public Accounts

Vote For 1

	TOTAL	Election Day	Absentee	Early Voting
Angel Luis Vega	17	7	5	5
Janet T. Dudding	44	12	7	25

DEM Commissioner of the General Land Office

Vote For 1

	TOTAL	Election Day	Absentee	Early Voting
Sandragrace Martinez	29	12	3	14
Jay Kleberg	32	7	9	16

DEM County Judge County Races

Vote For 1

	TOTAL	Election Day	Absentee	Early Voting
Ina Minjarez	22	10	2	10
Peter Sakai	39	9	10	20

DEM Judge, County Court at Law No. 2 County Races

Vote For 1

	TOTAL	Election Day	Absentee	Early Voting
Melissa Saenz	31	11	9	11
Maria Teresa Garcia	29	8	3	18

Summary Results Report
May 24, 2022 Joint Primary Runoff Election
May 24, 2022

UNOFFICIAL RESULTS

Bexar County

3180

DEM District Clerk County Races

Vote For 1

	TOTAL	Election Day	Absentee	Early Voting
Gloria A. Martinez	19	8	5	6
Christine "Chris" Castillo	40	11	6	23

RETRIEVED FROM DEMOCRACYDOCKET.COM

Summary Results Report
May 24, 2022 Joint Primary Runoff Election
May 24, 2022

UNOFFICIAL RESULTS

Bexar County

3181

Statistics

	TOTAL	Election Day	Absentee	Early Voting
Registered Voters - Total	2,740			
Ballots Cast - Total	390	159	56	175
Ballots Cast - Democratic Party	157	53	25	79
Voter Turnout - Total	14.23%			

DEM United States Representative, District 21 United States Representative, District 21

Vote For 1

	TOTAL	Election Day	Absentee	Early Voting
Claudia Andreana Zapata	94	39	10	45
Ricardo Villarreal	49	12	15	22

DEM Lieutenant Governor

Vote For 1

	TOTAL	Election Day	Absentee	Early Voting
Michelle Beckley	73	35	9	29
Mike Collier	70	16	16	38

DEM Attorney General

Vote For 1

	TOTAL	Election Day	Absentee	Early Voting
Rochelle Mercedes Garza	103	42	19	42
Joe Jaworski	42	10	6	26

DEM Comptroller of Public Accounts

Vote For 1

	TOTAL	Election Day	Absentee	Early Voting
Angel Luis Vega	51	16	7	28
Janet T. Dudding	88	32	17	39

DEM Commissioner of the General Land Office

Vote For 1

	TOTAL	Election Day	Absentee	Early Voting
Sandragrace Martinez	73	29	8	36
Jay Kleberg	70	20	16	34

DEM County Judge County Races

Vote For 1

	TOTAL	Election Day	Absentee	Early Voting
Ina Minjarez	72	32	20	20
Peter Sakai	83	19	5	59

DEM Judge, County Court at Law No. 2 County Races

Vote For 1

	TOTAL	Election Day	Absentee	Early Voting
Melissa Saenz	81	26	16	39
Maria Teresa Garcia	60	23	7	30

Summary Results Report
May 24, 2022 Joint Primary Runoff Election
May 24, 2022

UNOFFICIAL RESULTS

Bexar County

3181

DEM District Clerk County Races

Vote For 1

	TOTAL	Election Day	Absentee	Early Voting
Gloria A. Martinez	53	21	4	28
Christine "Chris" Castillo	88	28	19	41

RETRIEVED FROM DEMOCRACYDOCKET.COM

Summary Results Report
May 24, 2022 Joint Primary Runoff Election
May 24, 2022

UNOFFICIAL RESULTS

Bexar County

3182

Statistics

	TOTAL	Election Day	Absentee	Early Voting
Registered Voters - Total	757			
Ballots Cast - Total	137	53	23	61
Ballots Cast - Democratic Party	73	28	12	33
Voter Turnout - Total	18.10%			

DEM United States Representative, District 21 United States Representative, District 21

Vote For 1

	TOTAL	Election Day	Absentee	Early Voting
Claudia Andreana Zapata	40	17	7	16
Ricardo Villarreal	30	10	5	15

DEM Lieutenant Governor

Vote For 1

	TOTAL	Election Day	Absentee	Early Voting
Michelle Beckley	26	9	5	12
Mike Collier	46	19	7	20

DEM Attorney General

Vote For 1

	TOTAL	Election Day	Absentee	Early Voting
Rochelle Mercedes Garza	50	20	9	21
Joe Jaworski	19	6	3	10

DEM Comptroller of Public Accounts

Vote For 1

	TOTAL	Election Day	Absentee	Early Voting
Angel Luis Vega	25	7	2	16
Janet T. Dudding	39	16	9	14

DEM Commissioner of the General Land Office

Vote For 1

	TOTAL	Election Day	Absentee	Early Voting
Sandragrace Martinez	24	11	2	11
Jay Kleberg	45	15	10	20

DEM Member, State Board of Education, District 1 State Board of Education, District 1

Vote For 1

	TOTAL	Election Day	Absentee	Early Voting
Melissa N. Ortega	44	17	7	20
Laura Marquez	24	9	4	11

DEM County Judge County Races

Vote For 1

	TOTAL	Election Day	Absentee	Early Voting
Ina Minjarez	27	11	4	12
Peter Sakai	43	15	8	20

Summary Results Report
May 24, 2022 Joint Primary Runoff Election
May 24, 2022

UNOFFICIAL RESULTS

Bexar County

3182

DEM Judge, County Court at Law No. 2 County Races

Vote For 1

	TOTAL	Election Day	Absentee	Early Voting
Melissa Saenz	39	15	8	16
Maria Teresa Garcia	28	11	3	14

DEM District Clerk County Races

Vote For 1

	TOTAL	Election Day	Absentee	Early Voting
Gloria A. Martinez	25	11	2	12
Christine "Chris" Castillo	42	14	9	19

RETRIEVED FROM DEMOCRACYDOCKET.COM

Summary Results Report
May 24, 2022 Joint Primary Runoff Election
May 24, 2022

UNOFFICIAL RESULTS

Bexar County

3183

Statistics

	TOTAL	Election Day	Absentee	Early Voting
Registered Voters - Total	16			
Ballots Cast - Total	2	0	0	2
Ballots Cast - Democratic Party	0	0	0	0
Voter Turnout - Total	12.50%			

DEM United States Representative, District 21 United States Representative, District 21

Vote For 1

	TOTAL	Election Day	Absentee	Early Voting
Claudia Andreana Zapata	0	0	0	0
Ricardo Villarreal	0	0	0	0

DEM Lieutenant Governor

Vote For 1

	TOTAL	Election Day	Absentee	Early Voting
Michelle Beckley	0	0	0	0
Mike Collier	0	0	0	0

DEM Attorney General

Vote For 1

	TOTAL	Election Day	Absentee	Early Voting
Rochelle Mercedes Garza	0	0	0	0
Joe Jaworski	0	0	0	0

DEM Comptroller of Public Accounts

Vote For 1

	TOTAL	Election Day	Absentee	Early Voting
Angel Luis Vega	0	0	0	0
Janet T. Dudding	0	0	0	0

DEM Commissioner of the General Land Office

Vote For 1

	TOTAL	Election Day	Absentee	Early Voting
Sandragrace Martinez	0	0	0	0
Jay Kleberg	0	0	0	0

DEM County Judge County Races

Vote For 1

	TOTAL	Election Day	Absentee	Early Voting
Ina Minjarez	0	0	0	0
Peter Sakai	0	0	0	0

DEM Judge, County Court at Law No. 2 County Races

Vote For 1

	TOTAL	Election Day	Absentee	Early Voting
Melissa Saenz	0	0	0	0
Maria Teresa Garcia	0	0	0	0

Summary Results Report
May 24, 2022 Joint Primary Runoff Election
May 24, 2022

UNOFFICIAL RESULTS

Bexar County

3183

DEM District Clerk County Races

Vote For 1

	TOTAL	Election Day	Absentee	Early Voting
Gloria A. Martinez	0	0	0	0
Christine "Chris" Castillo	0	0	0	0

RETRIEVED FROM DEMOCRACYDOCKET.COM

Summary Results Report
May 24, 2022 Joint Primary Runoff Election
May 24, 2022

UNOFFICIAL RESULTS

Bexar County

3184

Statistics

	TOTAL	Election Day	Absentee	Early Voting
Registered Voters - Total	260			
Ballots Cast - Total	16	10	5	1
Ballots Cast - Democratic Party	2	1	1	0
Voter Turnout - Total	6.15%			

DEM Lieutenant Governor

Vote For 1

	TOTAL	Election Day	Absentee	Early Voting
Michelle Beckley	1	1	0	0
Mike Collier	1	0	1	0

DEM Attorney General

Vote For 1

	TOTAL	Election Day	Absentee	Early Voting
Rochelle Mercedes Garza	1	1	0	0
Joe Jaworski	1	0	1	0

DEM Comptroller of Public Accounts

Vote For 1

	TOTAL	Election Day	Absentee	Early Voting
Angel Luis Vega	1	0	1	0
Janet T. Dudding	1	1	0	0

DEM Commissioner of the General Land Office

Vote For 1

	TOTAL	Election Day	Absentee	Early Voting
Sandragrace Martinez	0	0	0	0
Jay Kleberg	2	1	1	0

DEM Member, State Board of Education, District 1 State Board of Education, District 1

Vote For 1

	TOTAL	Election Day	Absentee	Early Voting
Melissa N. Ortega	2	1	1	0
Laura Marquez	0	0	0	0

DEM County Judge County Races

Vote For 1

	TOTAL	Election Day	Absentee	Early Voting
Ina Minjarez	1	1	0	0
Peter Sakai	1	0	1	0

DEM Judge, County Court at Law No. 2 County Races

Vote For 1

	TOTAL	Election Day	Absentee	Early Voting
Melissa Saenz	1	0	1	0
Maria Teresa Garcia	1	1	0	0

Summary Results Report
May 24, 2022 Joint Primary Runoff Election
May 24, 2022

UNOFFICIAL RESULTS

Bexar County

3184

DEM District Clerk County Races

Vote For 1

	TOTAL	Election Day	Absentee	Early Voting
Gloria A. Martinez	1	1	0	0
Christine "Chris" Castillo	1	0	1	0

RETRIEVED FROM DEMOCRACYDOCKET.COM

Summary Results Report
May 24, 2022 Joint Primary Runoff Election
May 24, 2022

UNOFFICIAL RESULTS

Bexar County

3185

Statistics

	TOTAL	Election Day	Absentee	Early Voting
Registered Voters - Total	291			
Ballots Cast - Total	22	8	6	8
Ballots Cast - Democratic Party	9	1	4	4
Voter Turnout - Total	7.56%			

DEM Lieutenant Governor

Vote For 1

	TOTAL	Election Day	Absentee	Early Voting
Michelle Beckley	2	0	1	1
Mike Collier	7	1	3	3

DEM Attorney General

Vote For 1

	TOTAL	Election Day	Absentee	Early Voting
Rochelle Mercedes Garza	7	1	2	4
Joe Jaworski	2	0	2	0

DEM Comptroller of Public Accounts

Vote For 1

	TOTAL	Election Day	Absentee	Early Voting
Angel Luis Vega	3	0	1	2
Janet T. Dudding	5	0	3	2

DEM Commissioner of the General Land Office

Vote For 1

	TOTAL	Election Day	Absentee	Early Voting
Sandragrace Martinez	2	0	1	1
Jay Kleberg	6	0	3	3

DEM Member, State Board of Education, District 1 State Board of Education, District 1

Vote For 1

	TOTAL	Election Day	Absentee	Early Voting
Melissa N. Ortega	5	0	2	3
Laura Marquez	3	0	2	1

DEM County Judge County Races

Vote For 1

	TOTAL	Election Day	Absentee	Early Voting
Ina Minjarez	3	0	3	0
Peter Sakai	5	0	1	4

DEM Judge, County Court at Law No. 2 County Races

Vote For 1

	TOTAL	Election Day	Absentee	Early Voting
Melissa Saenz	5	0	4	1
Maria Teresa Garcia	3	0	0	3

Summary Results Report
May 24, 2022 Joint Primary Runoff Election
May 24, 2022

UNOFFICIAL RESULTS

Bexar County

3185

DEM District Clerk County Races

Vote For 1

	TOTAL	Election Day	Absentee	Early Voting
Gloria A. Martinez	7	0	3	4
Christine "Chris" Castillo	1	0	1	0

RETRIEVED FROM DEMOCRACYDOCKET.COM

Summary Results Report
May 24, 2022 Joint Primary Runoff Election
May 24, 2022

UNOFFICIAL RESULTS

Bexar County

3186

Statistics

	TOTAL	Election Day	Absentee	Early Voting
Registered Voters - Total	0			
Ballots Cast - Total	0	0	0	0
Ballots Cast - Democratic Party	0	0	0	0
Voter Turnout - Total	0.00%			

DEM Lieutenant Governor

Vote For 1

	TOTAL	Election Day	Absentee	Early Voting
Michelle Beckley	0	0	0	0
Mike Collier	0	0	0	0

DEM Attorney General

Vote For 1

	TOTAL	Election Day	Absentee	Early Voting
Rochelle Mercedes Garza	0	0	0	0
Joe Jaworski	0	0	0	0

DEM Comptroller of Public Accounts

Vote For 1

	TOTAL	Election Day	Absentee	Early Voting
Angel Luis Vega	0	0	0	0
Janet T. Dudding	0	0	0	0

DEM Commissioner of the General Land Office

Vote For 1

	TOTAL	Election Day	Absentee	Early Voting
Sandragrace Martinez	0	0	0	0
Jay Kleberg	0	0	0	0

DEM Member, State Board of Education, District 1 State Board of Education, District 1

Vote For 1

	TOTAL	Election Day	Absentee	Early Voting
Melissa N. Ortega	0	0	0	0
Laura Marquez	0	0	0	0

DEM County Judge County Races

Vote For 1

	TOTAL	Election Day	Absentee	Early Voting
Ina Minjarez	0	0	0	0
Peter Sakai	0	0	0	0

DEM Judge, County Court at Law No. 2 County Races

Vote For 1

	TOTAL	Election Day	Absentee	Early Voting
Melissa Saenz	0	0	0	0
Maria Teresa Garcia	0	0	0	0

Summary Results Report
May 24, 2022 Joint Primary Runoff Election
May 24, 2022

UNOFFICIAL RESULTS

Bexar County

3186

DEM District Clerk County Races

Vote For 1

	TOTAL	Election Day	Absentee	Early Voting
Gloria A. Martinez	0	0	0	0
Christine "Chris" Castillo	0	0	0	0

RETRIEVED FROM DEMOCRACYDOCKET.COM

Summary Results Report
May 24, 2022 Joint Primary Runoff Election
May 24, 2022

UNOFFICIAL RESULTS

Bexar County

3187

Statistics

	TOTAL	Election Day	Absentee	Early Voting
Registered Voters - Total	0			
Ballots Cast - Total	0	0	0	0
Ballots Cast - Democratic Party	0	0	0	0
Voter Turnout - Total	0.00%			

DEM Lieutenant Governor

Vote For 1

	TOTAL	Election Day	Absentee	Early Voting
Michelle Beckley	0	0	0	0
Mike Collier	0	0	0	0

DEM Attorney General

Vote For 1

	TOTAL	Election Day	Absentee	Early Voting
Rochelle Mercedes Garza	0	0	0	0
Joe Jaworski	0	0	0	0

DEM Comptroller of Public Accounts

Vote For 1

	TOTAL	Election Day	Absentee	Early Voting
Angel Luis Vega	0	0	0	0
Janet T. Dudding	0	0	0	0

DEM Commissioner of the General Land Office

Vote For 1

	TOTAL	Election Day	Absentee	Early Voting
Sandragrace Martinez	0	0	0	0
Jay Kleberg	0	0	0	0

DEM Member, State Board of Education, District 1 State Board of Education, District 1

Vote For 1

	TOTAL	Election Day	Absentee	Early Voting
Melissa N. Ortega	0	0	0	0
Laura Marquez	0	0	0	0

DEM County Judge County Races

Vote For 1

	TOTAL	Election Day	Absentee	Early Voting
Ina Minjarez	0	0	0	0
Peter Sakai	0	0	0	0

DEM Judge, County Court at Law No. 2 County Races

Vote For 1

	TOTAL	Election Day	Absentee	Early Voting
Melissa Saenz	0	0	0	0
Maria Teresa Garcia	0	0	0	0

Summary Results Report
May 24, 2022 Joint Primary Runoff Election
May 24, 2022

UNOFFICIAL RESULTS

Bexar County

3187

DEM District Clerk County Races

Vote For 1

	TOTAL	Election Day	Absentee	Early Voting
Gloria A. Martinez	0	0	0	0
Christine "Chris" Castillo	0	0	0	0

RETRIEVED FROM DEMOCRACYDOCKET.COM

Summary Results Report
May 24, 2022 Joint Primary Runoff Election
May 24, 2022

UNOFFICIAL RESULTS

Bexar County

3188

Statistics

	TOTAL	Election Day	Absentee	Early Voting
Registered Voters - Total	0			
Ballots Cast - Total	0	0	0	0
Ballots Cast - Democratic Party	0	0	0	0
Voter Turnout - Total	0.00%			

DEM Lieutenant Governor

Vote For 1

	TOTAL	Election Day	Absentee	Early Voting
Michelle Beckley	0	0	0	0
Mike Collier	0	0	0	0

DEM Attorney General

Vote For 1

	TOTAL	Election Day	Absentee	Early Voting
Rochelle Mercedes Garza	0	0	0	0
Joe Jaworski	0	0	0	0

DEM Comptroller of Public Accounts

Vote For 1

	TOTAL	Election Day	Absentee	Early Voting
Angel Luis Vega	0	0	0	0
Janet T. Dudding	0	0	0	0

DEM Commissioner of the General Land Office

Vote For 1

	TOTAL	Election Day	Absentee	Early Voting
Sandragrace Martinez	0	0	0	0
Jay Kleberg	0	0	0	0

DEM Member, State Board of Education, District 1 State Board of Education, District 1

Vote For 1

	TOTAL	Election Day	Absentee	Early Voting
Melissa N. Ortega	0	0	0	0
Laura Marquez	0	0	0	0

DEM County Judge County Races

Vote For 1

	TOTAL	Election Day	Absentee	Early Voting
Ina Minjarez	0	0	0	0
Peter Sakai	0	0	0	0

DEM Judge, County Court at Law No. 2 County Races

Vote For 1

	TOTAL	Election Day	Absentee	Early Voting
Melissa Saenz	0	0	0	0
Maria Teresa Garcia	0	0	0	0

Summary Results Report
May 24, 2022 Joint Primary Runoff Election
May 24, 2022

UNOFFICIAL RESULTS

Bexar County

3188

DEM District Clerk County Races

Vote For 1

	TOTAL	Election Day	Absentee	Early Voting
Gloria A. Martinez	0	0	0	0
Christine "Chris" Castillo	0	0	0	0

RETRIEVED FROM DEMOCRACYDOCKET.COM

Summary Results Report
May 24, 2022 Joint Primary Runoff Election
May 24, 2022

UNOFFICIAL RESULTS

Bexar County

3189

Statistics

	TOTAL	Election Day	Absentee	Early Voting
Registered Voters - Total	1,124			
Ballots Cast - Total	93	41	4	48
Ballots Cast - Democratic Party	40	18	4	18
Voter Turnout - Total	8.27%			

DEM Lieutenant Governor

Vote For 1

	TOTAL	Election Day	Absentee	Early Voting
Michelle Beckley	17	8	3	6
Mike Collier	23	10	1	12

DEM Attorney General

Vote For 1

	TOTAL	Election Day	Absentee	Early Voting
Rochelle Mercedes Garza	27	12	3	12
Joe Jaworski	13	6	1	6

DEM Comptroller of Public Accounts

Vote For 1

	TOTAL	Election Day	Absentee	Early Voting
Angel Luis Vega	17	8	3	6
Janet T. Dudding	21	8	1	12

DEM Commissioner of the General Land Office

Vote For 1

	TOTAL	Election Day	Absentee	Early Voting
Sandragrace Martinez	20	9	4	7
Jay Kleberg	19	8	0	11

DEM Member, State Board of Education, District 1 State Board of Education, District 1

Vote For 1

	TOTAL	Election Day	Absentee	Early Voting
Melissa N. Ortega	25	8	3	14
Laura Marquez	14	9	1	4

DEM County Judge County Races

Vote For 1

	TOTAL	Election Day	Absentee	Early Voting
Ina Minjarez	23	8	3	12
Peter Sakai	17	10	1	6

DEM Judge, County Court at Law No. 2 County Races

Vote For 1

	TOTAL	Election Day	Absentee	Early Voting
Melissa Saenz	16	5	1	10
Maria Teresa Garcia	21	11	3	7

Summary Results Report
May 24, 2022 Joint Primary Runoff Election
May 24, 2022

UNOFFICIAL RESULTS

Bexar County

3189

DEM District Clerk County Races

Vote For 1

	TOTAL	Election Day	Absentee	Early Voting
Gloria A. Martinez	14	9	2	3
Christine "Chris" Castillo	20	5	2	13

RETRIEVED FROM DEMOCRACYDOCKET.COM

Summary Results Report
May 24, 2022 Joint Primary Runoff Election
May 24, 2022

UNOFFICIAL RESULTS

Bexar County

3190

Statistics

	TOTAL	Election Day	Absentee	Early Voting
Registered Voters - Total	471			
Ballots Cast - Total	31	15	1	15
Ballots Cast - Democratic Party	16	11	1	4
Voter Turnout - Total	6.58%			

DEM Lieutenant Governor

Vote For 1

	TOTAL	Election Day	Absentee	Early Voting
Michelle Beckley	10	6	1	3
Mike Collier	6	5	0	1

DEM Attorney General

Vote For 1

	TOTAL	Election Day	Absentee	Early Voting
Rochelle Mercedes Garza	12	8	1	3
Joe Jaworski	4	3	0	1

DEM Comptroller of Public Accounts

Vote For 1

	TOTAL	Election Day	Absentee	Early Voting
Angel Luis Vega	7	4	1	2
Janet T. Dudding	8	6	0	2

DEM Commissioner of the General Land Office

Vote For 1

	TOTAL	Election Day	Absentee	Early Voting
Sandragrace Martinez	10	7	0	3
Jay Kleberg	6	4	1	1

DEM Member, State Board of Education, District 1 State Board of Education, District 1

Vote For 1

	TOTAL	Election Day	Absentee	Early Voting
Melissa N. Ortega	10	6	0	4
Laura Marquez	6	5	1	0

DEM County Judge County Races

Vote For 1

	TOTAL	Election Day	Absentee	Early Voting
Ina Minjarez	9	8	0	1
Peter Sakai	7	3	1	3

DEM Judge, County Court at Law No. 2 County Races

Vote For 1

	TOTAL	Election Day	Absentee	Early Voting
Melissa Saenz	8	4	0	4
Maria Teresa Garcia	7	6	1	0

Summary Results Report
May 24, 2022 Joint Primary Runoff Election
May 24, 2022

UNOFFICIAL RESULTS

Bexar County

3190

DEM District Clerk County Races

Vote For 1

	TOTAL	Election Day	Absentee	Early Voting
Gloria A. Martinez	8	6	1	1
Christine "Chris" Castillo	8	5	0	3

RETRIEVED FROM DEMOCRACYDOCKET.COM

Summary Results Report
May 24, 2022 Joint Primary Runoff Election
May 24, 2022

UNOFFICIAL RESULTS

Bexar County

3191

Statistics

	TOTAL	Election Day	Absentee	Early Voting
Registered Voters - Total	257			
Ballots Cast - Total	33	11	3	19
Ballots Cast - Democratic Party	11	9	0	2
Voter Turnout - Total	12.84%			

DEM Lieutenant Governor

Vote For 1

	TOTAL	Election Day	Absentee	Early Voting
Michelle Beckley	6	5	0	1
Mike Collier	4	3	0	1

DEM Attorney General

Vote For 1

	TOTAL	Election Day	Absentee	Early Voting
Rochelle Mercedes Garza	10	8	0	2
Joe Jaworski	0	0	0	0

DEM Comptroller of Public Accounts

Vote For 1

	TOTAL	Election Day	Absentee	Early Voting
Angel Luis Vega	4	4	0	0
Janet T. Dudding	6	4	0	2

DEM Commissioner of the General Land Office

Vote For 1

	TOTAL	Election Day	Absentee	Early Voting
Sandragrace Martinez	5	4	0	1
Jay Kleberg	5	4	0	1

DEM Member, State Board of Education, District 1 State Board of Education, District 1

Vote For 1

	TOTAL	Election Day	Absentee	Early Voting
Melissa N. Ortega	4	3	0	1
Laura Marquez	5	5	0	0

DEM County Judge County Races

Vote For 1

	TOTAL	Election Day	Absentee	Early Voting
Ina Minjarez	9	8	0	1
Peter Sakai	2	1	0	1

DEM Judge, County Court at Law No. 2 County Races

Vote For 1

	TOTAL	Election Day	Absentee	Early Voting
Melissa Saenz	3	3	0	0
Maria Teresa Garcia	6	5	0	1

Summary Results Report
May 24, 2022 Joint Primary Runoff Election
May 24, 2022

UNOFFICIAL RESULTS

Bexar County

3191

DEM District Clerk County Races

Vote For 1

	TOTAL	Election Day	Absentee	Early Voting
Gloria A. Martinez	2	2	0	0
Christine "Chris" Castillo	7	6	0	1

RETRIEVED FROM DEMOCRACYDOCKET.COM

Summary Results Report
May 24, 2022 Joint Primary Runoff Election
May 24, 2022

UNOFFICIAL RESULTS

Bexar County

3192

Statistics

	TOTAL	Election Day	Absentee	Early Voting
Registered Voters - Total	0			
Ballots Cast - Total	0	0	0	0
Ballots Cast - Democratic Party	0	0	0	0
Voter Turnout - Total	0.00%			

DEM Lieutenant Governor

Vote For 1

	TOTAL	Election Day	Absentee	Early Voting
Michelle Beckley	0	0	0	0
Mike Collier	0	0	0	0

DEM Attorney General

Vote For 1

	TOTAL	Election Day	Absentee	Early Voting
Rochelle Mercedes Garza	0	0	0	0
Joe Jaworski	0	0	0	0

DEM Comptroller of Public Accounts

Vote For 1

	TOTAL	Election Day	Absentee	Early Voting
Angel Luis Vega	0	0	0	0
Janet T. Dudding	0	0	0	0

DEM Commissioner of the General Land Office

Vote For 1

	TOTAL	Election Day	Absentee	Early Voting
Sandragrace Martinez	0	0	0	0
Jay Kleberg	0	0	0	0

DEM County Judge County Races

Vote For 1

	TOTAL	Election Day	Absentee	Early Voting
Ina Minjarez	0	0	0	0
Peter Sakai	0	0	0	0

DEM Judge, County Court at Law No. 2 County Races

Vote For 1

	TOTAL	Election Day	Absentee	Early Voting
Melissa Saenz	0	0	0	0
Maria Teresa Garcia	0	0	0	0

DEM District Clerk County Races

Vote For 1

	TOTAL	Election Day	Absentee	Early Voting
Gloria A. Martinez	0	0	0	0
Christine "Chris" Castillo	0	0	0	0

Summary Results Report
May 24, 2022 Joint Primary Runoff Election
May 24, 2022

UNOFFICIAL RESULTS

Bexar County

3193

Statistics

	TOTAL	Election Day	Absentee	Early Voting
Registered Voters - Total	216			
Ballots Cast - Total	27	9	1	17
Ballots Cast - Democratic Party	11	5	0	6
Voter Turnout - Total	12.50%			

DEM United States Representative, District 21 United States Representative, District 21

Vote For 1

	TOTAL	Election Day	Absentee	Early Voting
Claudia Andreana Zapata	8	5	0	3
Ricardo Villarreal	3	0	0	3

DEM Lieutenant Governor

Vote For 1

	TOTAL	Election Day	Absentee	Early Voting
Michelle Beckley	4	2	0	2
Mike Collier	7	3	0	4

DEM Attorney General

Vote For 1

	TOTAL	Election Day	Absentee	Early Voting
Rochelle Mercedes Garza	7	3	0	4
Joe Jaworski	4	2	0	2

DEM Comptroller of Public Accounts

Vote For 1

	TOTAL	Election Day	Absentee	Early Voting
Angel Luis Vega	3	1	0	2
Janet T. Dudding	8	4	0	4

DEM Commissioner of the General Land Office

Vote For 1

	TOTAL	Election Day	Absentee	Early Voting
Sandragrace Martinez	5	3	0	2
Jay Kleberg	5	1	0	4

DEM County Judge County Races

Vote For 1

	TOTAL	Election Day	Absentee	Early Voting
Ina Minjarez	4	2	0	2
Peter Sakai	7	3	0	4

DEM Judge, County Court at Law No. 2 County Races

Vote For 1

	TOTAL	Election Day	Absentee	Early Voting
Melissa Saenz	5	2	0	3
Maria Teresa Garcia	6	3	0	3

Summary Results Report
May 24, 2022 Joint Primary Runoff Election
May 24, 2022

UNOFFICIAL RESULTS

Bexar County

3193

DEM District Clerk County Races

Vote For 1

	TOTAL	Election Day	Absentee	Early Voting
Gloria A. Martinez	3	0	0	3
Christine "Chris" Castillo	6	4	0	2

RETRIEVED FROM DEMOCRACYDOCKET.COM

Summary Results Report
May 24, 2022 Joint Primary Runoff Election
May 24, 2022

UNOFFICIAL RESULTS

Bexar County

3194

Statistics

	TOTAL	Election Day	Absentee	Early Voting
Registered Voters - Total	4,875			
Ballots Cast - Total	437	168	38	231
Ballots Cast - Democratic Party	89	39	17	33
Voter Turnout - Total	8.96%			

DEM Lieutenant Governor

Vote For 1

	TOTAL	Election Day	Absentee	Early Voting
Michelle Beckley	51	23	8	20
Mike Collier	35	14	9	12

DEM Attorney General

Vote For 1

	TOTAL	Election Day	Absentee	Early Voting
Rochelle Mercedes Garza	68	30	10	28
Joe Jaworski	17	6	7	4

DEM Comptroller of Public Accounts

Vote For 1

	TOTAL	Election Day	Absentee	Early Voting
Angel Luis Vega	28	12	6	10
Janet T. Dudding	56	24	11	21

DEM Commissioner of the General Land Office

Vote For 1

	TOTAL	Election Day	Absentee	Early Voting
Sandragrace Martinez	37	18	6	13
Jay Kleberg	47	18	11	18

DEM Member, State Board of Education, District 1 State Board of Education, District 1

Vote For 1

	TOTAL	Election Day	Absentee	Early Voting
Melissa N. Ortega	45	19	9	17
Laura Marquez	36	16	7	13

DEM County Judge County Races

Vote For 1

	TOTAL	Election Day	Absentee	Early Voting
Ina Minjarez	59	28	9	22
Peter Sakai	27	9	8	10

DEM Judge, County Court at Law No. 2 County Races

Vote For 1

	TOTAL	Election Day	Absentee	Early Voting
Melissa Saenz	39	17	8	14
Maria Teresa Garcia	46	20	9	17

Summary Results Report
May 24, 2022 Joint Primary Runoff Election
May 24, 2022

UNOFFICIAL RESULTS

Bexar County

3194

DEM District Clerk County Races

Vote For 1

	TOTAL	Election Day	Absentee	Early Voting
Gloria A. Martinez	47	21	12	14
Christine "Chris" Castillo	36	14	5	17

RETRIEVED FROM DEMOCRACYDOCKET.COM

Summary Results Report
May 24, 2022 Joint Primary Runoff Election
May 24, 2022

UNOFFICIAL RESULTS

Bexar County

3195

Statistics

	TOTAL	Election Day	Absentee	Early Voting
Registered Voters - Total	2,103			
Ballots Cast - Total	86	47	5	34
Ballots Cast - Democratic Party	44	20	5	19
Voter Turnout - Total	4.09%			

DEM Lieutenant Governor

Vote For 1

	TOTAL	Election Day	Absentee	Early Voting
Michelle Beckley	18	10	2	6
Mike Collier	24	8	3	13

DEM Attorney General

Vote For 1

	TOTAL	Election Day	Absentee	Early Voting
Rochelle Mercedes Garza	34	14	4	16
Joe Jaworski	8	4	1	3

DEM Comptroller of Public Accounts

Vote For 1

	TOTAL	Election Day	Absentee	Early Voting
Angel Luis Vega	20	7	2	11
Janet T. Dudding	21	11	3	7

DEM Commissioner of the General Land Office

Vote For 1

	TOTAL	Election Day	Absentee	Early Voting
Sandragrace Martinez	21	9	3	9
Jay Kleberg	19	9	2	8

DEM Member, State Board of Education, District 1 State Board of Education, District 1

Vote For 1

	TOTAL	Election Day	Absentee	Early Voting
Melissa N. Ortega	16	9	2	5
Laura Marquez	25	10	2	13

DEM County Judge County Races

Vote For 1

	TOTAL	Election Day	Absentee	Early Voting
Ina Minjarez	20	12	0	8
Peter Sakai	24	8	5	11

DEM Judge, County Court at Law No. 2 County Races

Vote For 1

	TOTAL	Election Day	Absentee	Early Voting
Melissa Saenz	26	13	0	13
Maria Teresa Garcia	15	5	4	6

Summary Results Report
May 24, 2022 Joint Primary Runoff Election
May 24, 2022

UNOFFICIAL RESULTS

Bexar County

3195

DEM District Clerk County Races

Vote For 1

	TOTAL	Election Day	Absentee	Early Voting
Gloria A. Martinez	18	6	3	9
Christine "Chris" Castillo	22	12	1	9

RETRIEVED FROM DEMOCRACYDOCKET.COM

Summary Results Report
May 24, 2022 Joint Primary Runoff Election
May 24, 2022

UNOFFICIAL RESULTS

Bexar County

3196

Statistics

	TOTAL	Election Day	Absentee	Early Voting
Registered Voters - Total	17			
Ballots Cast - Total	0	0	0	0
Ballots Cast - Democratic Party	0	0	0	0
Voter Turnout - Total	0.00%			

DEM Lieutenant Governor

Vote For 1

	TOTAL	Election Day	Absentee	Early Voting
Michelle Beckley	0	0	0	0
Mike Collier	0	0	0	0

DEM Attorney General

Vote For 1

	TOTAL	Election Day	Absentee	Early Voting
Rochelle Mercedes Garza	0	0	0	0
Joe Jaworski	0	0	0	0

DEM Comptroller of Public Accounts

Vote For 1

	TOTAL	Election Day	Absentee	Early Voting
Angel Luis Vega	0	0	0	0
Janet T. Dudding	0	0	0	0

DEM Commissioner of the General Land Office

Vote For 1

	TOTAL	Election Day	Absentee	Early Voting
Sandragrace Martinez	0	0	0	0
Jay Kleberg	0	0	0	0

DEM Member, State Board of Education, District 1 State Board of Education, District 1

Vote For 1

	TOTAL	Election Day	Absentee	Early Voting
Melissa N. Ortega	0	0	0	0
Laura Marquez	0	0	0	0

DEM County Judge County Races

Vote For 1

	TOTAL	Election Day	Absentee	Early Voting
Ina Minjarez	0	0	0	0
Peter Sakai	0	0	0	0

DEM Judge, County Court at Law No. 2 County Races

Vote For 1

	TOTAL	Election Day	Absentee	Early Voting
Melissa Saenz	0	0	0	0
Maria Teresa Garcia	0	0	0	0

Summary Results Report
May 24, 2022 Joint Primary Runoff Election
May 24, 2022

UNOFFICIAL RESULTS

Bexar County

3196

DEM District Clerk County Races

Vote For 1

	TOTAL	Election Day	Absentee	Early Voting
Gloria A. Martinez	0	0	0	0
Christine "Chris" Castillo	0	0	0	0

RETRIEVED FROM DEMOCRACYDOCKET.COM

Summary Results Report
May 24, 2022 Joint Primary Runoff Election
May 24, 2022

UNOFFICIAL RESULTS

Bexar County

3197

Statistics

	TOTAL	Election Day	Absentee	Early Voting
Registered Voters - Total	0			
Ballots Cast - Total	0	0	0	0
Ballots Cast - Democratic Party	0	0	0	0
Voter Turnout - Total	0.00%			

DEM United States Representative, District 21 United States Representative, District 21

Vote For 1

	TOTAL	Election Day	Absentee	Early Voting
Claudia Andreana Zapata	0	0	0	0
Ricardo Villarreal	0	0	0	0

DEM Lieutenant Governor

Vote For 1

	TOTAL	Election Day	Absentee	Early Voting
Michelle Beckley	0	0	0	0
Mike Collier	0	0	0	0

DEM Attorney General

Vote For 1

	TOTAL	Election Day	Absentee	Early Voting
Rochelle Mercedes Garza	0	0	0	0
Joe Jaworski	0	0	0	0

DEM Comptroller of Public Accounts

Vote For 1

	TOTAL	Election Day	Absentee	Early Voting
Angel Luis Vega	0	0	0	0
Janet T. Dudding	0	0	0	0

DEM Commissioner of the General Land Office

Vote For 1

	TOTAL	Election Day	Absentee	Early Voting
Sandragrace Martinez	0	0	0	0
Jay Kleberg	0	0	0	0

DEM County Judge County Races

Vote For 1

	TOTAL	Election Day	Absentee	Early Voting
Ina Minjarez	0	0	0	0
Peter Sakai	0	0	0	0

DEM Judge, County Court at Law No. 2 County Races

Vote For 1

	TOTAL	Election Day	Absentee	Early Voting
Melissa Saenz	0	0	0	0
Maria Teresa Garcia	0	0	0	0

Summary Results Report
May 24, 2022 Joint Primary Runoff Election
May 24, 2022

UNOFFICIAL RESULTS

Bexar County

3197

DEM District Clerk County Races

Vote For 1

	TOTAL	Election Day	Absentee	Early Voting
Gloria A. Martinez	0	0	0	0
Christine "Chris" Castillo	0	0	0	0

RETRIEVED FROM DEMOCRACYDOCKET.COM

Summary Results Report
May 24, 2022 Joint Primary Runoff Election
May 24, 2022

UNOFFICIAL RESULTS

Bexar County

3198

Statistics

	TOTAL	Election Day	Absentee	Early Voting
Registered Voters - Total	763			
Ballots Cast - Total	93	30	8	55
Ballots Cast - Democratic Party	33	15	6	12
Voter Turnout - Total	12.19%			

DEM Lieutenant Governor

Vote For 1

	TOTAL	Election Day	Absentee	Early Voting
Michelle Beckley	22	12	3	7
Mike Collier	11	3	3	5

DEM Attorney General

Vote For 1

	TOTAL	Election Day	Absentee	Early Voting
Rochelle Mercedes Garza	26	14	4	8
Joe Jaworski	7	1	2	4

DEM Comptroller of Public Accounts

Vote For 1

	TOTAL	Election Day	Absentee	Early Voting
Angel Luis Vega	17	6	1	10
Janet T. Dudding	16	9	5	2

DEM Commissioner of the General Land Office

Vote For 1

	TOTAL	Election Day	Absentee	Early Voting
Sandragrace Martinez	19	12	1	6
Jay Kleberg	13	3	5	5

DEM Member, State Board of Education, District 1 State Board of Education, District 1

Vote For 1

	TOTAL	Election Day	Absentee	Early Voting
Melissa N. Ortega	21	9	4	8
Laura Marquez	12	6	2	4

DEM County Judge County Races

Vote For 1

	TOTAL	Election Day	Absentee	Early Voting
Ina Minjarez	11	6	4	1
Peter Sakai	22	9	2	11

DEM Judge, County Court at Law No. 2 County Races

Vote For 1

	TOTAL	Election Day	Absentee	Early Voting
Melissa Saenz	20	10	2	8
Maria Teresa Garcia	13	5	4	4

Summary Results Report
May 24, 2022 Joint Primary Runoff Election
May 24, 2022

UNOFFICIAL RESULTS

Bexar County

3198

DEM District Clerk County Races

Vote For 1

	TOTAL	Election Day	Absentee	Early Voting
Gloria A. Martinez	10	4	1	5
Christine "Chris" Castillo	22	11	4	7

RETRIEVED FROM DEMOCRACYDOCKET.COM

Summary Results Report
May 24, 2022 Joint Primary Runoff Election
May 24, 2022

UNOFFICIAL RESULTS

Bexar County

3199

Statistics

	TOTAL	Election Day	Absentee	Early Voting
Registered Voters - Total	3,643			
Ballots Cast - Total	357	119	56	182
Ballots Cast - Democratic Party	121	37	30	54
Voter Turnout - Total	9.80%			

DEM Lieutenant Governor

Vote For 1

	TOTAL	Election Day	Absentee	Early Voting
Michelle Beckley	57	20	10	27
Mike Collier	57	12	20	25

DEM Attorney General

Vote For 1

	TOTAL	Election Day	Absentee	Early Voting
Rochelle Mercedes Garza	84	26	21	37
Joe Jaworski	32	8	9	15

DEM Comptroller of Public Accounts

Vote For 1

	TOTAL	Election Day	Absentee	Early Voting
Angel Luis Vega	42	9	10	23
Janet T. Dudding	66	23	20	23

DEM Commissioner of the General Land Office

Vote For 1

	TOTAL	Election Day	Absentee	Early Voting
Sandragrace Martinez	57	17	14	26
Jay Kleberg	52	14	16	22

DEM County Judge County Races

Vote For 1

	TOTAL	Election Day	Absentee	Early Voting
Ina Minjarez	59	20	14	25
Peter Sakai	60	15	16	29

DEM Judge, County Court at Law No. 2 County Races

Vote For 1

	TOTAL	Election Day	Absentee	Early Voting
Melissa Saenz	54	17	16	21
Maria Teresa Garcia	57	15	14	28

DEM District Clerk County Races

Vote For 1

	TOTAL	Election Day	Absentee	Early Voting
Gloria A. Martinez	62	16	17	29
Christine "Chris" Castillo	50	16	13	21

Summary Results Report
May 24, 2022 Joint Primary Runoff Election
May 24, 2022

UNOFFICIAL RESULTS

Bexar County

3200

Statistics

	TOTAL	Election Day	Absentee	Early Voting
Registered Voters - Total	0			
Ballots Cast - Total	0	0	0	0
Ballots Cast - Democratic Party	0	0	0	0
Voter Turnout - Total	0.00%			

DEM Lieutenant Governor

Vote For 1

	TOTAL	Election Day	Absentee	Early Voting
Michelle Beckley	0	0	0	0
Mike Collier	0	0	0	0

DEM Attorney General

Vote For 1

	TOTAL	Election Day	Absentee	Early Voting
Rochelle Mercedes Garza	0	0	0	0
Joe Jaworski	0	0	0	0

DEM Comptroller of Public Accounts

Vote For 1

	TOTAL	Election Day	Absentee	Early Voting
Angel Luis Vega	0	0	0	0
Janet T. Dudding	0	0	0	0

DEM Commissioner of the General Land Office

Vote For 1

	TOTAL	Election Day	Absentee	Early Voting
Sandragrace Martinez	0	0	0	0
Jay Kleberg	0	0	0	0

DEM Member, State Board of Education, District 1 State Board of Education, District 1

Vote For 1

	TOTAL	Election Day	Absentee	Early Voting
Melissa N. Ortega	0	0	0	0
Laura Marquez	0	0	0	0

DEM County Judge County Races

Vote For 1

	TOTAL	Election Day	Absentee	Early Voting
Ina Minjarez	0	0	0	0
Peter Sakai	0	0	0	0

DEM Judge, County Court at Law No. 2 County Races

Vote For 1

	TOTAL	Election Day	Absentee	Early Voting
Melissa Saenz	0	0	0	0
Maria Teresa Garcia	0	0	0	0

Summary Results Report
May 24, 2022 Joint Primary Runoff Election
May 24, 2022

UNOFFICIAL RESULTS

Bexar County

3200

DEM District Clerk County Races

Vote For 1

	TOTAL	Election Day	Absentee	Early Voting
Gloria A. Martinez	0	0	0	0
Christine "Chris" Castillo	0	0	0	0

RETRIEVED FROM DEMOCRACYDOCKET.COM

Summary Results Report
May 24, 2022 Joint Primary Runoff Election
May 24, 2022

UNOFFICIAL RESULTS

Bexar County

3201

Statistics

	TOTAL	Election Day	Absentee	Early Voting
Registered Voters - Total	4,592			
Ballots Cast - Total	346	150	69	127
Ballots Cast - Democratic Party	102	38	23	41
Voter Turnout - Total	7.53%			

DEM United States Representative, District 21 United States Representative, District 21

Vote For 1

	TOTAL	Election Day	Absentee	Early Voting
Claudia Andreana Zapata	69	26	14	29
Ricardo Villarreal	33	12	9	12

DEM Lieutenant Governor

Vote For 1

	TOTAL	Election Day	Absentee	Early Voting
Michelle Beckley	59	27	8	24
Mike Collier	43	11	15	17

DEM Attorney General

Vote For 1

	TOTAL	Election Day	Absentee	Early Voting
Rochelle Mercedes Garza	79	32	16	31
Joe Jaworski	23	6	7	10

DEM Comptroller of Public Accounts

Vote For 1

	TOTAL	Election Day	Absentee	Early Voting
Angel Luis Vega	33	18	3	12
Janet T. Dudding	66	17	20	29

DEM Commissioner of the General Land Office

Vote For 1

	TOTAL	Election Day	Absentee	Early Voting
Sandragrace Martinez	58	26	11	21
Jay Kleberg	43	11	12	20

DEM County Judge County Races

Vote For 1

	TOTAL	Election Day	Absentee	Early Voting
Ina Minjarez	57	23	11	23
Peter Sakai	44	14	12	18

DEM Judge, County Court at Law No. 2 County Races

Vote For 1

	TOTAL	Election Day	Absentee	Early Voting
Melissa Saenz	56	24	11	21
Maria Teresa Garcia	45	13	12	20

Summary Results Report
May 24, 2022 Joint Primary Runoff Election
May 24, 2022

UNOFFICIAL RESULTS

Bexar County

3201

DEM District Clerk County Races

Vote For 1

	TOTAL	Election Day	Absentee	Early Voting
Gloria A. Martinez	57	23	12	22
Christine "Chris" Castillo	44	14	11	19

RETRIEVED FROM DEMOCRACYDOCKET.COM

Summary Results Report
May 24, 2022 Joint Primary Runoff Election
May 24, 2022

UNOFFICIAL RESULTS

Bexar County

3202

Statistics

	TOTAL	Election Day	Absentee	Early Voting
Registered Voters - Total	1,357			
Ballots Cast - Total	122	53	21	48
Ballots Cast - Democratic Party	41	17	14	10
Voter Turnout - Total	8.99%			

DEM Lieutenant Governor

Vote For 1

	TOTAL	Election Day	Absentee	Early Voting
Michelle Beckley	17	7	6	4
Mike Collier	24	10	8	6

DEM Attorney General

Vote For 1

	TOTAL	Election Day	Absentee	Early Voting
Rochelle Mercedes Garza	30	11	10	9
Joe Jaworski	11	6	4	1

DEM Comptroller of Public Accounts

Vote For 1

	TOTAL	Election Day	Absentee	Early Voting
Angel Luis Vega	14	6	5	3
Janet T. Dudding	26	11	8	7

DEM Commissioner of the General Land Office

Vote For 1

	TOTAL	Election Day	Absentee	Early Voting
Sandragrace Martinez	25	9	9	7
Jay Kleberg	14	8	4	2

DEM Member, State Board of Education, District 1 State Board of Education, District 1

Vote For 1

	TOTAL	Election Day	Absentee	Early Voting
Melissa N. Ortega	28	12	8	8
Laura Marquez	12	5	5	2

DEM County Judge County Races

Vote For 1

	TOTAL	Election Day	Absentee	Early Voting
Ina Minjarez	20	12	1	7
Peter Sakai	20	5	12	3

DEM Judge, County Court at Law No. 2 County Races

Vote For 1

	TOTAL	Election Day	Absentee	Early Voting
Melissa Saenz	26	13	6	7
Maria Teresa Garcia	13	4	6	3

Summary Results Report
May 24, 2022 Joint Primary Runoff Election
May 24, 2022

UNOFFICIAL RESULTS

Bexar County

3202

DEM District Clerk County Races

Vote For 1

	TOTAL	Election Day	Absentee	Early Voting
Gloria A. Martinez	23	11	8	4
Christine "Chris" Castillo	17	6	5	6

RETRIEVED FROM DEMOCRACYDOCKET.COM

Summary Results Report
May 24, 2022 Joint Primary Runoff Election
May 24, 2022

UNOFFICIAL RESULTS

Bexar County

3203

Statistics

	TOTAL	Election Day	Absentee	Early Voting
Registered Voters - Total	484			
Ballots Cast - Total	72	23	12	37
Ballots Cast - Democratic Party	21	9	3	9
Voter Turnout - Total	14.88%			

DEM Lieutenant Governor

Vote For 1

	TOTAL	Election Day	Absentee	Early Voting
Michelle Beckley	8	3	2	3
Mike Collier	11	5	1	5

DEM Attorney General

Vote For 1

	TOTAL	Election Day	Absentee	Early Voting
Rochelle Mercedes Garza	11	7	1	3
Joe Jaworski	9	2	2	5

DEM Comptroller of Public Accounts

Vote For 1

	TOTAL	Election Day	Absentee	Early Voting
Angel Luis Vega	11	5	2	4
Janet T. Dudding	8	3	1	4

DEM Commissioner of the General Land Office

Vote For 1

	TOTAL	Election Day	Absentee	Early Voting
Sandragrace Martinez	11	5	2	4
Jay Kleberg	9	4	1	4

DEM Member, State Board of Education, District 1 State Board of Education, District 1

Vote For 1

	TOTAL	Election Day	Absentee	Early Voting
Melissa N. Ortega	11	5	2	4
Laura Marquez	7	2	1	4

DEM County Judge County Races

Vote For 1

	TOTAL	Election Day	Absentee	Early Voting
Ina Minjarez	10	7	0	3
Peter Sakai	11	2	3	6

DEM Judge, County Court at Law No. 2 County Races

Vote For 1

	TOTAL	Election Day	Absentee	Early Voting
Melissa Saenz	12	3	2	7
Maria Teresa Garcia	7	4	1	2

Summary Results Report
May 24, 2022 Joint Primary Runoff Election
May 24, 2022

UNOFFICIAL RESULTS

Bexar County

3203

DEM District Clerk County Races

Vote For 1

	TOTAL	Election Day	Absentee	Early Voting
Gloria A. Martinez	7	4	0	3
Christine "Chris" Castillo	12	3	3	6

RETRIEVED FROM DEMOCRACYDOCKET.COM

Summary Results Report
May 24, 2022 Joint Primary Runoff Election
May 24, 2022

UNOFFICIAL RESULTS

Bexar County

3204

Statistics

	TOTAL	Election Day	Absentee	Early Voting
Registered Voters - Total	0			
Ballots Cast - Total	0	0	0	0
Ballots Cast - Democratic Party	0	0	0	0
Voter Turnout - Total	0.00%			

DEM Lieutenant Governor

Vote For 1

	TOTAL	Election Day	Absentee	Early Voting
Michelle Beckley	0	0	0	0
Mike Collier	0	0	0	0

DEM Attorney General

Vote For 1

	TOTAL	Election Day	Absentee	Early Voting
Rochelle Mercedes Garza	0	0	0	0
Joe Jaworski	0	0	0	0

DEM Comptroller of Public Accounts

Vote For 1

	TOTAL	Election Day	Absentee	Early Voting
Angel Luis Vega	0	0	0	0
Janet T. Dudding	0	0	0	0

DEM Commissioner of the General Land Office

Vote For 1

	TOTAL	Election Day	Absentee	Early Voting
Sandragrace Martinez	0	0	0	0
Jay Kleberg	0	0	0	0

DEM County Judge County Races

Vote For 1

	TOTAL	Election Day	Absentee	Early Voting
Ina Minjarez	0	0	0	0
Peter Sakai	0	0	0	0

DEM Judge, County Court at Law No. 2 County Races

Vote For 1

	TOTAL	Election Day	Absentee	Early Voting
Melissa Saenz	0	0	0	0
Maria Teresa Garcia	0	0	0	0

DEM District Clerk County Races

Vote For 1

	TOTAL	Election Day	Absentee	Early Voting
Gloria A. Martinez	0	0	0	0
Christine "Chris" Castillo	0	0	0	0

Summary Results Report
May 24, 2022 Joint Primary Runoff Election
May 24, 2022

UNOFFICIAL RESULTS

Bexar County

3205

Statistics

	TOTAL	Election Day	Absentee	Early Voting
Registered Voters - Total	0			
Ballots Cast - Total	0	0	0	0
Ballots Cast - Democratic Party	0	0	0	0
Voter Turnout - Total	0.00%			

DEM Lieutenant Governor

Vote For 1

	TOTAL	Election Day	Absentee	Early Voting
Michelle Beckley	0	0	0	0
Mike Collier	0	0	0	0

DEM Attorney General

Vote For 1

	TOTAL	Election Day	Absentee	Early Voting
Rochelle Mercedes Garza	0	0	0	0
Joe Jaworski	0	0	0	0

DEM Comptroller of Public Accounts

Vote For 1

	TOTAL	Election Day	Absentee	Early Voting
Angel Luis Vega	0	0	0	0
Janet T. Dudding	0	0	0	0

DEM Commissioner of the General Land Office

Vote For 1

	TOTAL	Election Day	Absentee	Early Voting
Sandragrace Martinez	0	0	0	0
Jay Kleberg	0	0	0	0

DEM County Judge County Races

Vote For 1

	TOTAL	Election Day	Absentee	Early Voting
Ina Minjarez	0	0	0	0
Peter Sakai	0	0	0	0

DEM Judge, County Court at Law No. 2 County Races

Vote For 1

	TOTAL	Election Day	Absentee	Early Voting
Melissa Saenz	0	0	0	0
Maria Teresa Garcia	0	0	0	0

DEM District Clerk County Races

Vote For 1

	TOTAL	Election Day	Absentee	Early Voting
Gloria A. Martinez	0	0	0	0
Christine "Chris" Castillo	0	0	0	0

Summary Results Report
May 24, 2022 Joint Primary Runoff Election
May 24, 2022

UNOFFICIAL RESULTS

Bexar County

4001

Statistics

	TOTAL	Election Day	Absentee	Early Voting
Registered Voters - Total	2,567			
Ballots Cast - Total	236	100	36	100
Ballots Cast - Democratic Party	158	60	23	75
Voter Turnout - Total	9.19%			

DEM Lieutenant Governor

Vote For 1

	TOTAL	Election Day	Absentee	Early Voting
Michelle Beckley	64	34	8	22
Mike Collier	84	25	14	45

DEM Attorney General

Vote For 1

	TOTAL	Election Day	Absentee	Early Voting
Rochelle Mercedes Garza	111	46	13	52
Joe Jaworski	39	13	9	17

DEM Comptroller of Public Accounts

Vote For 1

	TOTAL	Election Day	Absentee	Early Voting
Angel Luis Vega	58	26	5	27
Janet T. Dudding	86	31	17	38

DEM Commissioner of the General Land Office

Vote For 1

	TOTAL	Election Day	Absentee	Early Voting
Sandragrace Martinez	69	28	9	32
Jay Kleberg	79	30	14	35

DEM County Judge County Races

Vote For 1

	TOTAL	Election Day	Absentee	Early Voting
Ina Minjarez	72	26	11	35
Peter Sakai	83	34	11	38

DEM Judge, County Court at Law No. 2 County Races

Vote For 1

	TOTAL	Election Day	Absentee	Early Voting
Melissa Saenz	87	34	11	42
Maria Teresa Garcia	55	21	9	25

DEM District Clerk County Races

Vote For 1

	TOTAL	Election Day	Absentee	Early Voting
Gloria A. Martinez	57	26	8	23
Christine "Chris" Castillo	87	30	13	44

Summary Results Report
May 24, 2022 Joint Primary Runoff Election
May 24, 2022

UNOFFICIAL RESULTS

Bexar County

4001

DEM Justice of the Peace, Precinct No. 4, Place 1 Justice of the Peace, Precinct No. 4

Vote For 1

	TOTAL	Election Day	Absentee	Early Voting
Yolanda Acuña Uresti	51	19	6	26
Michele Garcia	87	36	15	36

RETRIEVED FROM DEMOCRACYDOCKET.COM

Summary Results Report
May 24, 2022 Joint Primary Runoff Election
May 24, 2022

UNOFFICIAL RESULTS

Bexar County

4002

Statistics

	TOTAL	Election Day	Absentee	Early Voting
Registered Voters - Total	1,067			
Ballots Cast - Total	95	47	13	35
Ballots Cast - Democratic Party	85	41	13	31
Voter Turnout - Total	8.90%			

DEM United States Representative, District 28 United States Representative, District 28

Vote For 1

	TOTAL	Election Day	Absentee	Early Voting
Jessica Cisneros	76	38	7	31
Henry Cuellar	9	3	6	0

DEM Lieutenant Governor

Vote For 1

	TOTAL	Election Day	Absentee	Early Voting
Michelle Beckley	41	22	8	11
Mike Collier	35	14	5	16

DEM Attorney General

Vote For 1

	TOTAL	Election Day	Absentee	Early Voting
Rochelle Mercedes Garza	57	26	9	22
Joe Jaworski	19	11	3	5

DEM Comptroller of Public Accounts

Vote For 1

	TOTAL	Election Day	Absentee	Early Voting
Angel Luis Vega	43	20	8	15
Janet T. Dudding	28	11	5	12

DEM Commissioner of the General Land Office

Vote For 1

	TOTAL	Election Day	Absentee	Early Voting
Sandragrace Martinez	55	28	9	18
Jay Kleberg	16	6	4	6

DEM County Judge County Races

Vote For 1

	TOTAL	Election Day	Absentee	Early Voting
Ina Minjarez	47	23	9	15
Peter Sakai	31	15	4	12

DEM Judge, County Court at Law No. 2 County Races

Vote For 1

	TOTAL	Election Day	Absentee	Early Voting
Melissa Saenz	36	15	7	14
Maria Teresa Garcia	36	20	6	10

Summary Results Report
May 24, 2022 Joint Primary Runoff Election
May 24, 2022

UNOFFICIAL RESULTS

Bexar County

4002

DEM District Clerk County Races

Vote For 1

	TOTAL	Election Day	Absentee	Early Voting
Gloria A. Martinez	44	21	10	13
Christine "Chris" Castillo	28	14	1	13

DEM Justice of the Peace, Precinct No. 4, Place 1 Justice of the Peace, Precinct No. 4

Vote For 1

	TOTAL	Election Day	Absentee	Early Voting
Yolanda Acuña Uresti	37	17	4	16
Michele Garcia	33	15	8	10

RETRIEVED FROM DEMOCRACYDOCKET.COM

Summary Results Report
May 24, 2022 Joint Primary Runoff Election
May 24, 2022

UNOFFICIAL RESULTS

Bexar County

4003

Statistics

	TOTAL	Election Day	Absentee	Early Voting
Registered Voters - Total	1,449			
Ballots Cast - Total	157	79	13	65
Ballots Cast - Democratic Party	142	71	13	58
Voter Turnout - Total	10.84%			

DEM United States Representative, District 28 United States Representative, District 28

Vote For 1

	TOTAL	Election Day	Absentee	Early Voting
Jessica Cisneros	121	67	7	47
Henry Cuellar	20	4	6	10

DEM Lieutenant Governor

Vote For 1

	TOTAL	Election Day	Absentee	Early Voting
Michelle Beckley	77	40	5	32
Mike Collier	50	24	8	18

DEM Attorney General

Vote For 1

	TOTAL	Election Day	Absentee	Early Voting
Rochelle Mercedes Garza	104	60	5	39
Joe Jaworski	26	7	7	12

DEM Comptroller of Public Accounts

Vote For 1

	TOTAL	Election Day	Absentee	Early Voting
Angel Luis Vega	66	32	5	29
Janet T. Dudding	54	26	8	20

DEM Commissioner of the General Land Office

Vote For 1

	TOTAL	Election Day	Absentee	Early Voting
Sandragrace Martinez	79	44	4	31
Jay Kleberg	44	16	7	21

DEM County Judge County Races

Vote For 1

	TOTAL	Election Day	Absentee	Early Voting
Ina Minjarez	75	39	4	32
Peter Sakai	59	27	9	23

DEM Judge, County Court at Law No. 2 County Races

Vote For 1

	TOTAL	Election Day	Absentee	Early Voting
Melissa Saenz	77	40	7	30
Maria Teresa Garcia	50	24	5	21

Summary Results Report
May 24, 2022 Joint Primary Runoff Election
May 24, 2022

UNOFFICIAL RESULTS

Bexar County

4003

DEM District Clerk County Races

Vote For 1

	TOTAL	Election Day	Absentee	Early Voting
Gloria A. Martinez	71	36	7	28
Christine "Chris" Castillo	50	22	5	23

DEM Justice of the Peace, Precinct No. 4, Place 1 Justice of the Peace, Precinct No. 4

Vote For 1

	TOTAL	Election Day	Absentee	Early Voting
Yolanda Acuña Uresti	52	28	5	19
Michele Garcia	70	30	6	34

RETRIEVED FROM DEMOCRACYDOCKET.COM

Summary Results Report
May 24, 2022 Joint Primary Runoff Election
May 24, 2022

UNOFFICIAL RESULTS

Bexar County

4004

Statistics

	TOTAL	Election Day	Absentee	Early Voting
Registered Voters - Total	609			
Ballots Cast - Total	105	39	11	55
Ballots Cast - Democratic Party	80	25	9	46
Voter Turnout - Total	17.24%			

DEM United States Representative, District 28 United States Representative, District 28

Vote For 1

	TOTAL	Election Day	Absentee	Early Voting
Jessica Cisneros	62	21	7	34
Henry Cuellar	17	4	2	11

DEM Lieutenant Governor

Vote For 1

	TOTAL	Election Day	Absentee	Early Voting
Michelle Beckley	32	9	6	17
Mike Collier	41	12	3	26

DEM Attorney General

Vote For 1

	TOTAL	Election Day	Absentee	Early Voting
Rochelle Mercedes Garza	51	15	7	29
Joe Jaworski	20	5	2	13

DEM Comptroller of Public Accounts

Vote For 1

	TOTAL	Election Day	Absentee	Early Voting
Angel Luis Vega	26	7	4	15
Janet T. Dudding	44	13	5	26

DEM Commissioner of the General Land Office

Vote For 1

	TOTAL	Election Day	Absentee	Early Voting
Sandragrace Martinez	40	9	6	25
Jay Kleberg	30	9	3	18

DEM County Judge County Races

Vote For 1

	TOTAL	Election Day	Absentee	Early Voting
Ina Minjarez	44	15	8	21
Peter Sakai	35	9	1	25

DEM Judge, County Court at Law No. 2 County Races

Vote For 1

	TOTAL	Election Day	Absentee	Early Voting
Melissa Saenz	38	13	2	23
Maria Teresa Garcia	30	6	7	17

Summary Results Report
May 24, 2022 Joint Primary Runoff Election
May 24, 2022

UNOFFICIAL RESULTS

Bexar County

4004

DEM District Clerk County Races

Vote For 1

	TOTAL	Election Day	Absentee	Early Voting
Gloria A. Martinez	31	11	5	15
Christine "Chris" Castillo	39	8	4	27

DEM Justice of the Peace, Precinct No. 4, Place 1 Justice of the Peace, Precinct No. 4

Vote For 1

	TOTAL	Election Day	Absentee	Early Voting
Yolanda Acuña Uresti	35	10	2	23
Michele Garcia	34	10	7	17

RETRIEVED FROM DEMOCRACYDOCKET.COM

Summary Results Report
May 24, 2022 Joint Primary Runoff Election
May 24, 2022

UNOFFICIAL RESULTS

Bexar County

4005

Statistics

	TOTAL	Election Day	Absentee	Early Voting
Registered Voters - Total	1,747			
Ballots Cast - Total	137	67	16	54
Ballots Cast - Democratic Party	119	51	16	52
Voter Turnout - Total	7.84%			

DEM Lieutenant Governor

Vote For 1

	TOTAL	Election Day	Absentee	Early Voting
Michelle Beckley	63	30	10	23
Mike Collier	47	16	5	26

DEM Attorney General

Vote For 1

	TOTAL	Election Day	Absentee	Early Voting
Rochelle Mercedes Garza	87	39	11	37
Joe Jaworski	28	10	4	14

DEM Comptroller of Public Accounts

Vote For 1

	TOTAL	Election Day	Absentee	Early Voting
Angel Luis Vega	52	25	7	20
Janet T. Dudding	55	20	8	27

DEM Commissioner of the General Land Office

Vote For 1

	TOTAL	Election Day	Absentee	Early Voting
Sandragrace Martinez	75	30	13	32
Jay Kleberg	35	16	2	17

DEM County Judge County Races

Vote For 1

	TOTAL	Election Day	Absentee	Early Voting
Ina Minjarez	53	27	6	20
Peter Sakai	65	24	10	31

DEM Judge, County Court at Law No. 2 County Races

Vote For 1

	TOTAL	Election Day	Absentee	Early Voting
Melissa Saenz	62	29	9	24
Maria Teresa Garcia	44	15	6	23

DEM District Clerk County Races

Vote For 1

	TOTAL	Election Day	Absentee	Early Voting
Gloria A. Martinez	50	20	11	19
Christine "Chris" Castillo	58	24	4	30

Summary Results Report
May 24, 2022 Joint Primary Runoff Election
May 24, 2022

UNOFFICIAL RESULTS

Bexar County

4005

DEM Justice of the Peace, Precinct No. 4, Place 1 Justice of the Peace, Precinct No. 4

Vote For 1

	TOTAL	Election Day	Absentee	Early Voting
Yolanda Acuña Uresti	43	16	4	23
Michele Garcia	66	27	12	27

RETRIEVED FROM DEMOCRACYDOCKET.COM

Summary Results Report
May 24, 2022 Joint Primary Runoff Election
May 24, 2022

UNOFFICIAL RESULTS

Bexar County

4006

Statistics

	TOTAL	Election Day	Absentee	Early Voting
Registered Voters - Total	668			
Ballots Cast - Total	44	25	2	17
Ballots Cast - Democratic Party	39	22	1	16
Voter Turnout - Total	6.59%			

DEM Lieutenant Governor

Vote For 1

	TOTAL	Election Day	Absentee	Early Voting
Michelle Beckley	24	16	1	7
Mike Collier	12	4	0	8

DEM Attorney General

Vote For 1

	TOTAL	Election Day	Absentee	Early Voting
Rochelle Mercedes Garza	26	16	1	9
Joe Jaworski	10	6	0	4

DEM Comptroller of Public Accounts

Vote For 1

	TOTAL	Election Day	Absentee	Early Voting
Angel Luis Vega	13	9	1	3
Janet T. Dudding	21	11	0	10

DEM Commissioner of the General Land Office

Vote For 1

	TOTAL	Election Day	Absentee	Early Voting
Sandragrace Martinez	22	16	1	5
Jay Kleberg	14	4	0	10

DEM County Judge County Races

Vote For 1

	TOTAL	Election Day	Absentee	Early Voting
Ina Minjarez	28	13	1	14
Peter Sakai	11	9	0	2

DEM Judge, County Court at Law No. 2 County Races

Vote For 1

	TOTAL	Election Day	Absentee	Early Voting
Melissa Saenz	22	13	0	9
Maria Teresa Garcia	12	6	1	5

DEM District Clerk County Races

Vote For 1

	TOTAL	Election Day	Absentee	Early Voting
Gloria A. Martinez	24	15	1	8
Christine "Chris" Castillo	10	3	0	7

Summary Results Report
May 24, 2022 Joint Primary Runoff Election
May 24, 2022

UNOFFICIAL RESULTS

Bexar County

4006

DEM Justice of the Peace, Precinct No. 4, Place 1 Justice of the Peace, Precinct No. 4

Vote For 1

	TOTAL	Election Day	Absentee	Early Voting
Yolanda Acuña Uresti	16	7	0	9
Michele Garcia	21	13	1	7

RETRIEVED FROM DEMOCRACYDOCKET.COM

Summary Results Report
May 24, 2022 Joint Primary Runoff Election
May 24, 2022

UNOFFICIAL RESULTS

Bexar County

4007

Statistics

	TOTAL	Election Day	Absentee	Early Voting
Registered Voters - Total	1,812			
Ballots Cast - Total	39	24	3	12
Ballots Cast - Democratic Party	17	9	2	6
Voter Turnout - Total	2.15%			

DEM United States Representative, District 21 United States Representative, District 21

Vote For 1

	TOTAL	Election Day	Absentee	Early Voting
Claudia Andreana Zapata	12	6	1	5
Ricardo Villarreal	5	3	1	1

DEM Lieutenant Governor

Vote For 1

	TOTAL	Election Day	Absentee	Early Voting
Michelle Beckley	9	5	0	4
Mike Collier	8	4	2	2

DEM Attorney General

Vote For 1

	TOTAL	Election Day	Absentee	Early Voting
Rochelle Mercedes Garza	15	9	2	4
Joe Jaworski	2	0	0	2

DEM Comptroller of Public Accounts

Vote For 1

	TOTAL	Election Day	Absentee	Early Voting
Angel Luis Vega	6	2	0	4
Janet T. Dudding	10	6	2	2

DEM Commissioner of the General Land Office

Vote For 1

	TOTAL	Election Day	Absentee	Early Voting
Sandragrace Martinez	11	6	2	3
Jay Kleberg	5	2	0	3

DEM County Judge County Races

Vote For 1

	TOTAL	Election Day	Absentee	Early Voting
Ina Minjarez	11	8	0	3
Peter Sakai	6	1	2	3

DEM Judge, County Court at Law No. 2 County Races

Vote For 1

	TOTAL	Election Day	Absentee	Early Voting
Melissa Saenz	10	6	1	3
Maria Teresa Garcia	6	2	1	3

Summary Results Report
May 24, 2022 Joint Primary Runoff Election
May 24, 2022

UNOFFICIAL RESULTS

Bexar County

4007

DEM District Clerk County Races

Vote For 1

	TOTAL	Election Day	Absentee	Early Voting
Gloria A. Martinez	10	5	1	4
Christine "Chris" Castillo	7	4	1	2

DEM Justice of the Peace, Precinct No. 4, Place 1 Justice of the Peace, Precinct No. 4

Vote For 1

	TOTAL	Election Day	Absentee	Early Voting
Yolanda Acuña Uresti	4	1	2	1
Michele Garcia	12	7	0	5

RETRIEVED FROM DEMOCRACYDOCKET.COM

Summary Results Report
May 24, 2022 Joint Primary Runoff Election
May 24, 2022

UNOFFICIAL RESULTS

Bexar County

4008

Statistics

	TOTAL	Election Day	Absentee	Early Voting
Registered Voters - Total	639			
Ballots Cast - Total	102	43	22	37
Ballots Cast - Democratic Party	67	34	8	25
Voter Turnout - Total	15.96%			

DEM United States Representative, District 21 United States Representative, District 21

Vote For 1

	TOTAL	Election Day	Absentee	Early Voting
Claudia Andreana Zapata	46	26	3	17
Ricardo Villarreal	13	4	4	5

DEM Lieutenant Governor

Vote For 1

	TOTAL	Election Day	Absentee	Early Voting
Michelle Beckley	20	13	3	4
Mike Collier	40	19	5	16

DEM Attorney General

Vote For 1

	TOTAL	Election Day	Absentee	Early Voting
Rochelle Mercedes Garza	49	30	2	17
Joe Jaworski	14	2	6	6

DEM Comptroller of Public Accounts

Vote For 1

	TOTAL	Election Day	Absentee	Early Voting
Angel Luis Vega	13	7	1	5
Janet T. Dudding	37	19	4	14

DEM Commissioner of the General Land Office

Vote For 1

	TOTAL	Election Day	Absentee	Early Voting
Sandragrace Martinez	19	13	2	4
Jay Kleberg	37	15	6	16

DEM County Judge County Races

Vote For 1

	TOTAL	Election Day	Absentee	Early Voting
Ina Minjarez	25	15	1	9
Peter Sakai	38	16	7	15

DEM Judge, County Court at Law No. 2 County Races

Vote For 1

	TOTAL	Election Day	Absentee	Early Voting
Melissa Saenz	33	16	3	14
Maria Teresa Garcia	19	9	4	6

Summary Results Report
May 24, 2022 Joint Primary Runoff Election
May 24, 2022

UNOFFICIAL RESULTS

Bexar County

4008

DEM District Clerk County Races

Vote For 1

	TOTAL	Election Day	Absentee	Early Voting
Gloria A. Martinez	23	13	6	4
Christine "Chris" Castillo	30	14	1	15

DEM Justice of the Peace, Precinct No. 4, Place 1 Justice of the Peace, Precinct No. 4

Vote For 1

	TOTAL	Election Day	Absentee	Early Voting
Yolanda Acuña Uresti	15	5	2	8
Michele Garcia	32	19	4	9

RETRIEVED FROM DEMOCRACYDOCKET.COM

Summary Results Report
May 24, 2022 Joint Primary Runoff Election
May 24, 2022

UNOFFICIAL RESULTS

Bexar County

4009

Statistics

	TOTAL	Election Day	Absentee	Early Voting
Registered Voters - Total	996			
Ballots Cast - Total	57	17	10	30
Ballots Cast - Democratic Party	50	13	10	27
Voter Turnout - Total	5.72%			

DEM Lieutenant Governor

Vote For 1

	TOTAL	Election Day	Absentee	Early Voting
Michelle Beckley	31	7	7	17
Mike Collier	16	4	3	9

DEM Attorney General

Vote For 1

	TOTAL	Election Day	Absentee	Early Voting
Rochelle Mercedes Garza	40	11	7	22
Joe Jaworski	6	0	3	3

DEM Comptroller of Public Accounts

Vote For 1

	TOTAL	Election Day	Absentee	Early Voting
Angel Luis Vega	27	7	8	12
Janet T. Dudding	20	5	2	13

DEM Commissioner of the General Land Office

Vote For 1

	TOTAL	Election Day	Absentee	Early Voting
Sandragrace Martinez	34	9	9	16
Jay Kleberg	12	3	1	8

DEM County Judge County Races

Vote For 1

	TOTAL	Election Day	Absentee	Early Voting
Ina Minjarez	24	6	3	15
Peter Sakai	26	7	7	12

DEM Judge, County Court at Law No. 2 County Races

Vote For 1

	TOTAL	Election Day	Absentee	Early Voting
Melissa Saenz	26	8	6	12
Maria Teresa Garcia	22	4	4	14

DEM District Clerk County Races

Vote For 1

	TOTAL	Election Day	Absentee	Early Voting
Gloria A. Martinez	20	6	4	10
Christine "Chris" Castillo	29	7	6	16

Summary Results Report
May 24, 2022 Joint Primary Runoff Election
May 24, 2022

UNOFFICIAL RESULTS

Bexar County

4009

DEM Justice of the Peace, Precinct No. 4, Place 1 Justice of the Peace, Precinct No. 4

Vote For 1

	TOTAL	Election Day	Absentee	Early Voting
Yolanda Acuña Uresti	23	7	5	11
Michele Garcia	24	5	5	14

RETRIEVED FROM DEMOCRACYDOCKET.COM

Summary Results Report
May 24, 2022 Joint Primary Runoff Election
May 24, 2022

UNOFFICIAL RESULTS

Bexar County

4010

Statistics

	TOTAL	Election Day	Absentee	Early Voting
Registered Voters - Total	2,415			
Ballots Cast - Total	133	56	24	53
Ballots Cast - Democratic Party	123	51	23	49
Voter Turnout - Total	5.51%			

DEM Lieutenant Governor

Vote For 1

	TOTAL	Election Day	Absentee	Early Voting
Michelle Beckley	60	30	12	18
Mike Collier	58	17	10	31

DEM Attorney General

Vote For 1

	TOTAL	Election Day	Absentee	Early Voting
Rochelle Mercedes Garza	71	38	10	23
Joe Jaworski	49	10	13	26

DEM Comptroller of Public Accounts

Vote For 1

	TOTAL	Election Day	Absentee	Early Voting
Angel Luis Vega	48	24	7	17
Janet T. Dudding	72	24	16	32

DEM Commissioner of the General Land Office

Vote For 1

	TOTAL	Election Day	Absentee	Early Voting
Sandragrace Martinez	73	33	14	26
Jay Kleberg	43	12	8	23

DEM County Judge County Races

Vote For 1

	TOTAL	Election Day	Absentee	Early Voting
Ina Minjarez	42	22	9	11
Peter Sakai	78	26	14	38

DEM Judge, County Court at Law No. 2 County Races

Vote For 1

	TOTAL	Election Day	Absentee	Early Voting
Melissa Saenz	55	22	10	23
Maria Teresa Garcia	58	22	12	24

DEM District Clerk County Races

Vote For 1

	TOTAL	Election Day	Absentee	Early Voting
Gloria A. Martinez	55	24	10	21
Christine "Chris" Castillo	60	21	13	26

Summary Results Report
May 24, 2022 Joint Primary Runoff Election
May 24, 2022

UNOFFICIAL RESULTS

Bexar County

4010

DEM Justice of the Peace, Precinct No. 4, Place 1 Justice of the Peace, Precinct No. 4

Vote For 1

	TOTAL	Election Day	Absentee	Early Voting
Yolanda Acuña Uresti	64	23	12	29
Michele Garcia	52	23	11	18

RETRIEVED FROM DEMOCRACYDOCKET.COM

Summary Results Report
May 24, 2022 Joint Primary Runoff Election
May 24, 2022

UNOFFICIAL RESULTS

Bexar County

4011

Statistics

	TOTAL	Election Day	Absentee	Early Voting
Registered Voters - Total	1,159			
Ballots Cast - Total	110	50	11	49
Ballots Cast - Democratic Party	102	49	11	42
Voter Turnout - Total	9.49%			

DEM United States Representative, District 28 United States Representative, District 28

Vote For 1

	TOTAL	Election Day	Absentee	Early Voting
Jessica Cisneros	94	45	10	39
Henry Cuellar	7	3	1	3

DEM Lieutenant Governor

Vote For 1

	TOTAL	Election Day	Absentee	Early Voting
Michelle Beckley	64	29	7	28
Mike Collier	26	11	4	11

DEM Attorney General

Vote For 1

	TOTAL	Election Day	Absentee	Early Voting
Rochelle Mercedes Garza	68	35	4	29
Joe Jaworski	24	8	7	9

DEM Comptroller of Public Accounts

Vote For 1

	TOTAL	Election Day	Absentee	Early Voting
Angel Luis Vega	36	14	7	15
Janet T. Dudding	47	22	4	21

DEM Commissioner of the General Land Office

Vote For 1

	TOTAL	Election Day	Absentee	Early Voting
Sandragrace Martinez	59	29	5	25
Jay Kleberg	28	11	6	11

DEM County Judge County Races

Vote For 1

	TOTAL	Election Day	Absentee	Early Voting
Ina Minjarez	46	23	3	20
Peter Sakai	49	20	8	21

DEM Judge, County Court at Law No. 2 County Races

Vote For 1

	TOTAL	Election Day	Absentee	Early Voting
Melissa Saenz	49	23	7	19
Maria Teresa Garcia	42	20	4	18

Summary Results Report
May 24, 2022 Joint Primary Runoff Election
May 24, 2022

UNOFFICIAL RESULTS

Bexar County

4011

DEM District Clerk County Races

Vote For 1

	TOTAL	Election Day	Absentee	Early Voting
Gloria A. Martinez	47	19	5	23
Christine "Chris" Castillo	41	22	6	13

DEM Justice of the Peace, Precinct No. 4, Place 1 Justice of the Peace, Precinct No. 4

Vote For 1

	TOTAL	Election Day	Absentee	Early Voting
Yolanda Acuña Uresti	40	16	5	19
Michele Garcia	49	27	5	17

RETRIEVED FROM DEMOCRACYDOCKET.COM

Summary Results Report
May 24, 2022 Joint Primary Runoff Election
May 24, 2022

UNOFFICIAL RESULTS

Bexar County

4012

Statistics

	TOTAL	Election Day	Absentee	Early Voting
Registered Voters - Total	949			
Ballots Cast - Total	85	34	11	40
Ballots Cast - Democratic Party	75	28	11	36
Voter Turnout - Total	8.96%			

DEM United States Representative, District 28 United States Representative, District 28

Vote For 1

	TOTAL	Election Day	Absentee	Early Voting
Jessica Cisneros	65	23	7	35
Henry Cuellar	9	5	3	1

DEM Lieutenant Governor

Vote For 1

	TOTAL	Election Day	Absentee	Early Voting
Michelle Beckley	48	19	6	23
Mike Collier	24	9	4	11

DEM Attorney General

Vote For 1

	TOTAL	Election Day	Absentee	Early Voting
Rochelle Mercedes Garza	55	24	7	24
Joe Jaworski	15	3	4	8

DEM Comptroller of Public Accounts

Vote For 1

	TOTAL	Election Day	Absentee	Early Voting
Angel Luis Vega	29	10	3	16
Janet T. Dudding	40	18	7	15

DEM Commissioner of the General Land Office

Vote For 1

	TOTAL	Election Day	Absentee	Early Voting
Sandragrace Martinez	51	18	7	26
Jay Kleberg	21	10	4	7

DEM County Judge County Races

Vote For 1

	TOTAL	Election Day	Absentee	Early Voting
Ina Minjarez	35	14	4	17
Peter Sakai	40	14	7	19

DEM Judge, County Court at Law No. 2 County Races

Vote For 1

	TOTAL	Election Day	Absentee	Early Voting
Melissa Saenz	39	15	8	16
Maria Teresa Garcia	31	11	2	18

Summary Results Report
May 24, 2022 Joint Primary Runoff Election
May 24, 2022

UNOFFICIAL RESULTS

Bexar County

4012

DEM District Clerk County Races

Vote For 1

	TOTAL	Election Day	Absentee	Early Voting
Gloria A. Martinez	40	20	4	16
Christine "Chris" Castillo	31	6	5	20

DEM Justice of the Peace, Precinct No. 4, Place 1 Justice of the Peace, Precinct No. 4

Vote For 1

	TOTAL	Election Day	Absentee	Early Voting
Yolanda Acuña Uresti	39	14	6	19
Michele Garcia	31	13	2	16

RETRIEVED FROM DEMOCRACYDOCKET.COM

Summary Results Report
May 24, 2022 Joint Primary Runoff Election
May 24, 2022

UNOFFICIAL RESULTS

Bexar County

4013

Statistics

	TOTAL	Election Day	Absentee	Early Voting
Registered Voters - Total	984			
Ballots Cast - Total	118	43	16	59
Ballots Cast - Democratic Party	93	27	15	51
Voter Turnout - Total	11.99%			

DEM United States Representative, District 28 United States Representative, District 28

Vote For 1

	TOTAL	Election Day	Absentee	Early Voting
Jessica Cisneros	81	27	11	43
Henry Cuellar	11	0	4	7

DEM Lieutenant Governor

Vote For 1

	TOTAL	Election Day	Absentee	Early Voting
Michelle Beckley	55	16	5	34
Mike Collier	22	7	4	11

DEM Attorney General

Vote For 1

	TOTAL	Election Day	Absentee	Early Voting
Rochelle Mercedes Garza	70	22	9	39
Joe Jaworski	12	2	3	7

DEM Comptroller of Public Accounts

Vote For 1

	TOTAL	Election Day	Absentee	Early Voting
Angel Luis Vega	38	10	5	23
Janet T. Dudding	40	14	5	21

DEM Commissioner of the General Land Office

Vote For 1

	TOTAL	Election Day	Absentee	Early Voting
Sandragrace Martinez	61	17	7	37
Jay Kleberg	17	6	4	7

DEM County Judge County Races

Vote For 1

	TOTAL	Election Day	Absentee	Early Voting
Ina Minjarez	48	17	5	26
Peter Sakai	42	9	9	24

DEM Judge, County Court at Law No. 2 County Races

Vote For 1

	TOTAL	Election Day	Absentee	Early Voting
Melissa Saenz	49	16	2	31
Maria Teresa Garcia	31	7	9	15

Summary Results Report
May 24, 2022 Joint Primary Runoff Election
May 24, 2022

UNOFFICIAL RESULTS

Bexar County

4013

DEM District Clerk County Races

Vote For 1

	TOTAL	Election Day	Absentee	Early Voting
Gloria A. Martinez	38	12	3	23
Christine "Chris" Castillo	39	10	6	23

DEM Justice of the Peace, Precinct No. 4, Place 1 Justice of the Peace, Precinct No. 4

Vote For 1

	TOTAL	Election Day	Absentee	Early Voting
Yolanda Acuña Uresti	35	8	6	21
Michele Garcia	43	12	7	24

RETRIEVED FROM DEMOCRACYDOCKET.COM

Summary Results Report
May 24, 2022 Joint Primary Runoff Election
May 24, 2022

UNOFFICIAL RESULTS

Bexar County

4014

Statistics

	TOTAL	Election Day	Absentee	Early Voting
Registered Voters - Total	491			
Ballots Cast - Total	53	15	4	34
Ballots Cast - Democratic Party	47	14	1	32
Voter Turnout - Total	10.79%			

DEM United States Representative, District 28 United States Representative, District 28

Vote For 1

	TOTAL	Election Day	Absentee	Early Voting
Jessica Cisneros	43	12	1	30
Henry Cuellar	4	2	0	2

DEM Lieutenant Governor

Vote For 1

	TOTAL	Election Day	Absentee	Early Voting
Michelle Beckley	29	11	1	17
Mike Collier	13	3	0	10

DEM Attorney General

Vote For 1

	TOTAL	Election Day	Absentee	Early Voting
Rochelle Mercedes Garza	37	11	1	25
Joe Jaworski	5	2	0	3

DEM Comptroller of Public Accounts

Vote For 1

	TOTAL	Election Day	Absentee	Early Voting
Angel Luis Vega	32	11	0	21
Janet T. Dudding	11	3	1	7

DEM Commissioner of the General Land Office

Vote For 1

	TOTAL	Election Day	Absentee	Early Voting
Sandragrace Martinez	35	10	1	24
Jay Kleberg	7	4	0	3

DEM County Judge County Races

Vote For 1

	TOTAL	Election Day	Absentee	Early Voting
Ina Minjarez	20	5	0	15
Peter Sakai	26	9	1	16

DEM Judge, County Court at Law No. 2 County Races

Vote For 1

	TOTAL	Election Day	Absentee	Early Voting
Melissa Saenz	27	9	0	18
Maria Teresa Garcia	16	4	1	11

Summary Results Report
May 24, 2022 Joint Primary Runoff Election
May 24, 2022

UNOFFICIAL RESULTS

Bexar County

4014

DEM District Clerk County Races

Vote For 1

	TOTAL	Election Day	Absentee	Early Voting
Gloria A. Martinez	23	8	1	14
Christine "Chris" Castillo	19	6	0	13

DEM Justice of the Peace, Precinct No. 4, Place 1 Justice of the Peace, Precinct No. 4

Vote For 1

	TOTAL	Election Day	Absentee	Early Voting
Yolanda Acuña Uresti	20	7	0	13
Michele Garcia	23	6	1	16

RETRIEVED FROM DEMOCRACYDOCKET.COM

Summary Results Report
May 24, 2022 Joint Primary Runoff Election
May 24, 2022

UNOFFICIAL RESULTS

Bexar County

4015

Statistics

	TOTAL	Election Day	Absentee	Early Voting
Registered Voters - Total	1,793			
Ballots Cast - Total	166	79	23	64
Ballots Cast - Democratic Party	139	67	17	55
Voter Turnout - Total	9.26%			

DEM Lieutenant Governor

Vote For 1

	TOTAL	Election Day	Absentee	Early Voting
Michelle Beckley	65	41	5	19
Mike Collier	67	23	11	33

DEM Attorney General

Vote For 1

	TOTAL	Election Day	Absentee	Early Voting
Rochelle Mercedes Garza	96	51	9	36
Joe Jaworski	39	14	7	18

DEM Comptroller of Public Accounts

Vote For 1

	TOTAL	Election Day	Absentee	Early Voting
Angel Luis Vega	74	36	11	27
Janet T. Dudding	55	26	5	24

DEM Commissioner of the General Land Office

Vote For 1

	TOTAL	Election Day	Absentee	Early Voting
Sandragrace Martinez	90	45	11	34
Jay Kleberg	43	18	5	20

DEM County Judge County Races

Vote For 1

	TOTAL	Election Day	Absentee	Early Voting
Ina Minjarez	54	31	4	19
Peter Sakai	83	35	13	35

DEM Judge, County Court at Law No. 2 County Races

Vote For 1

	TOTAL	Election Day	Absentee	Early Voting
Melissa Saenz	61	33	3	25
Maria Teresa Garcia	63	31	12	20

DEM District Clerk County Races

Vote For 1

	TOTAL	Election Day	Absentee	Early Voting
Gloria A. Martinez	60	32	8	20
Christine "Chris" Castillo	60	27	6	27

Summary Results Report
May 24, 2022 Joint Primary Runoff Election
May 24, 2022

UNOFFICIAL RESULTS

Bexar County

4015

DEM Justice of the Peace, Precinct No. 4, Place 1 Justice of the Peace, Precinct No. 4

Vote For 1

	TOTAL	Election Day	Absentee	Early Voting
Yolanda Acuña Uresti	58	34	6	18
Michele Garcia	65	27	10	28

DEM Precinct Chair, Precinct No. 4015 Precinct Chair 4015

Vote For 1

	TOTAL	Election Day	Absentee	Early Voting
Gilbert Casillas	65	26	8	31
Adrian L. Flores	55	31	5	19

RETRIEVED FROM DEMOCRACYDOCKET.COM

Summary Results Report
May 24, 2022 Joint Primary Runoff Election
May 24, 2022

UNOFFICIAL RESULTS

Bexar County

4016

Statistics

	TOTAL	Election Day	Absentee	Early Voting
Registered Voters - Total	2,381			
Ballots Cast - Total	384	164	36	184
Ballots Cast - Democratic Party	310	126	33	151
Voter Turnout - Total	16.13%			

DEM United States Representative, District 28 United States Representative, District 28

Vote For 1

	TOTAL	Election Day	Absentee	Early Voting
Jessica Cisneros	280	121	25	134
Henry Cuellar	27	4	8	15

DEM Lieutenant Governor

Vote For 1

	TOTAL	Election Day	Absentee	Early Voting
Michelle Beckley	176	70	18	88
Mike Collier	103	45	13	45

DEM Attorney General

Vote For 1

	TOTAL	Election Day	Absentee	Early Voting
Rochelle Mercedes Garza	243	103	20	120
Joe Jaworski	43	15	11	17

DEM Comptroller of Public Accounts

Vote For 1

	TOTAL	Election Day	Absentee	Early Voting
Angel Luis Vega	170	64	20	86
Janet T. Dudding	104	48	11	45

DEM Commissioner of the General Land Office

Vote For 1

	TOTAL	Election Day	Absentee	Early Voting
Sandragrace Martinez	214	94	20	100
Jay Kleberg	66	20	12	34

DEM County Judge County Races

Vote For 1

	TOTAL	Election Day	Absentee	Early Voting
Ina Minjarez	138	63	11	64
Peter Sakai	164	60	22	82

DEM Judge, County Court at Law No. 2 County Races

Vote For 1

	TOTAL	Election Day	Absentee	Early Voting
Melissa Saenz	171	71	20	80
Maria Teresa Garcia	110	44	11	55

Summary Results Report
May 24, 2022 Joint Primary Runoff Election
May 24, 2022

UNOFFICIAL RESULTS

Bexar County

4016

DEM District Clerk County Races

Vote For 1

	TOTAL	Election Day	Absentee	Early Voting
Gloria A. Martinez	136	61	14	61
Christine "Chris" Castillo	151	55	19	77

DEM Justice of the Peace, Precinct No. 4, Place 1 Justice of the Peace, Precinct No. 4

Vote For 1

	TOTAL	Election Day	Absentee	Early Voting
Yolanda Acuña Uresti	138	55	20	63
Michele Garcia	145	63	13	69

RETRIEVED FROM DEMOCRACYDOCKET.COM

Summary Results Report
May 24, 2022 Joint Primary Runoff Election
May 24, 2022

UNOFFICIAL RESULTS

Bexar County

4017

Statistics

	TOTAL	Election Day	Absentee	Early Voting
Registered Voters - Total	2,237			
Ballots Cast - Total	241	115	33	93
Ballots Cast - Democratic Party	198	96	31	71
Voter Turnout - Total	10.77%			

DEM Lieutenant Governor

Vote For 1

	TOTAL	Election Day	Absentee	Early Voting
Michelle Beckley	87	48	16	23
Mike Collier	96	38	15	43

DEM Attorney General

Vote For 1

	TOTAL	Election Day	Absentee	Early Voting
Rochelle Mercedes Garza	145	70	27	48
Joe Jaworski	44	19	4	21

DEM Comptroller of Public Accounts

Vote For 1

	TOTAL	Election Day	Absentee	Early Voting
Angel Luis Vega	83	36	18	29
Janet T. Dudding	97	48	12	37

DEM Commissioner of the General Land Office

Vote For 1

	TOTAL	Election Day	Absentee	Early Voting
Sandragrace Martinez	89	41	20	28
Jay Kleberg	98	48	11	39

DEM County Judge County Races

Vote For 1

	TOTAL	Election Day	Absentee	Early Voting
Ina Minjarez	89	49	10	30
Peter Sakai	104	45	20	39

DEM Judge, County Court at Law No. 2 County Races

Vote For 1

	TOTAL	Election Day	Absentee	Early Voting
Melissa Saenz	106	50	17	39
Maria Teresa Garcia	71	35	12	24

DEM District Clerk County Races

Vote For 1

	TOTAL	Election Day	Absentee	Early Voting
Gloria A. Martinez	78	45	14	19
Christine "Chris" Castillo	98	38	15	45

Summary Results Report
May 24, 2022 Joint Primary Runoff Election
May 24, 2022

UNOFFICIAL RESULTS

Bexar County

4017

DEM Justice of the Peace, Precinct No. 4, Place 1 Justice of the Peace, Precinct No. 4

Vote For 1

	TOTAL	Election Day	Absentee	Early Voting
Yolanda Acuña Uresti	67	34	12	21
Michele Garcia	107	47	17	43

RETRIEVED FROM DEMOCRACYDOCKET.COM

Summary Results Report
May 24, 2022 Joint Primary Runoff Election
May 24, 2022

UNOFFICIAL RESULTS

Bexar County

4018

Statistics

	TOTAL	Election Day	Absentee	Early Voting
Registered Voters - Total	997			
Ballots Cast - Total	230	86	21	123
Ballots Cast - Democratic Party	192	67	18	107
Voter Turnout - Total	23.07%			

DEM Lieutenant Governor

Vote For 1

	TOTAL	Election Day	Absentee	Early Voting
Michelle Beckley	58	25	6	27
Mike Collier	123	38	11	74

DEM Attorney General

Vote For 1

	TOTAL	Election Day	Absentee	Early Voting
Rochelle Mercedes Garza	105	39	13	53
Joe Jaworski	75	23	4	48

DEM Comptroller of Public Accounts

Vote For 1

	TOTAL	Election Day	Absentee	Early Voting
Angel Luis Vega	55	23	3	29
Janet T. Dudding	117	36	14	67

DEM Commissioner of the General Land Office

Vote For 1

	TOTAL	Election Day	Absentee	Early Voting
Sandragrace Martinez	55	27	3	25
Jay Kleberg	121	31	14	76

DEM County Judge County Races

Vote For 1

	TOTAL	Election Day	Absentee	Early Voting
Ina Minjarez	74	30	6	38
Peter Sakai	112	33	12	67

DEM Judge, County Court at Law No. 2 County Races

Vote For 1

	TOTAL	Election Day	Absentee	Early Voting
Melissa Saenz	96	30	10	56
Maria Teresa Garcia	64	22	7	35

DEM District Clerk County Races

Vote For 1

	TOTAL	Election Day	Absentee	Early Voting
Gloria A. Martinez	56	19	3	34
Christine "Chris" Castillo	107	34	14	59

Summary Results Report
May 24, 2022 Joint Primary Runoff Election
May 24, 2022

UNOFFICIAL RESULTS

Bexar County

4018

DEM Justice of the Peace, Precinct No. 4, Place 1 Justice of the Peace, Precinct No. 4

Vote For 1

	TOTAL	Election Day	Absentee	Early Voting
Yolanda Acuña Uresti	61	22	6	33
Michele Garcia	92	32	10	50

RETRIEVED FROM DEMOCRACYDOCKET.COM

Summary Results Report
May 24, 2022 Joint Primary Runoff Election
May 24, 2022

UNOFFICIAL RESULTS

Bexar County

4019

Statistics

	TOTAL	Election Day	Absentee	Early Voting
Registered Voters - Total	2,861			
Ballots Cast - Total	268	111	37	120
Ballots Cast - Democratic Party	217	88	33	96
Voter Turnout - Total	9.37%			

DEM United States Representative, District 28 United States Representative, District 28

Vote For 1

	TOTAL	Election Day	Absentee	Early Voting
Jessica Cisneros	172	75	21	76
Henry Cuellar	43	13	12	18

DEM Lieutenant Governor

Vote For 1

	TOTAL	Election Day	Absentee	Early Voting
Michelle Beckley	130	53	16	61
Mike Collier	80	32	16	32

DEM Attorney General

Vote For 1

	TOTAL	Election Day	Absentee	Early Voting
Rochelle Mercedes Garza	152	66	19	67
Joe Jaworski	56	15	13	28

DEM Comptroller of Public Accounts

Vote For 1

	TOTAL	Election Day	Absentee	Early Voting
Angel Luis Vega	129	47	18	64
Janet T. Dudding	68	27	13	28

DEM Commissioner of the General Land Office

Vote For 1

	TOTAL	Election Day	Absentee	Early Voting
Sandragrace Martinez	161	65	23	73
Jay Kleberg	38	14	7	17

DEM County Judge County Races

Vote For 1

	TOTAL	Election Day	Absentee	Early Voting
Ina Minjarez	72	33	7	32
Peter Sakai	140	52	26	62

DEM Judge, County Court at Law No. 2 County Races

Vote For 1

	TOTAL	Election Day	Absentee	Early Voting
Melissa Saenz	110	50	16	44
Maria Teresa Garcia	90	30	15	45

Summary Results Report
May 24, 2022 Joint Primary Runoff Election
May 24, 2022

UNOFFICIAL RESULTS

Bexar County

4019

DEM District Clerk County Races

Vote For 1

	TOTAL	Election Day	Absentee	Early Voting
Gloria A. Martinez	101	38	16	47
Christine "Chris" Castillo	104	44	15	45

DEM Justice of the Peace, Precinct No. 4, Place 1 Justice of the Peace, Precinct No. 4

Vote For 1

	TOTAL	Election Day	Absentee	Early Voting
Yolanda Acuña Uresti	83	29	13	41
Michele Garcia	122	53	18	51

RETRIEVED FROM DEMOCRACYDOCKET.COM

Summary Results Report
May 24, 2022 Joint Primary Runoff Election
May 24, 2022

UNOFFICIAL RESULTS

Bexar County

4020

Statistics

	TOTAL	Election Day	Absentee	Early Voting
Registered Voters - Total	1,300			
Ballots Cast - Total	86	46	16	24
Ballots Cast - Democratic Party	72	39	15	18
Voter Turnout - Total	6.62%			

DEM United States Representative, District 28 United States Representative, District 28

Vote For 1

	TOTAL	Election Day	Absentee	Early Voting
Jessica Cisneros	68	38	14	16
Henry Cuellar	4	1	1	2

DEM Lieutenant Governor

Vote For 1

	TOTAL	Election Day	Absentee	Early Voting
Michelle Beckley	49	24	14	11
Mike Collier	18	12	1	5

DEM Attorney General

Vote For 1

	TOTAL	Election Day	Absentee	Early Voting
Rochelle Mercedes Garza	56	31	12	13
Joe Jaworski	11	5	3	3

DEM Comptroller of Public Accounts

Vote For 1

	TOTAL	Election Day	Absentee	Early Voting
Angel Luis Vega	40	23	10	7
Janet T. Dudding	26	12	5	9

DEM Commissioner of the General Land Office

Vote For 1

	TOTAL	Election Day	Absentee	Early Voting
Sandragrace Martinez	52	26	12	14
Jay Kleberg	13	9	2	2

DEM County Judge County Races

Vote For 1

	TOTAL	Election Day	Absentee	Early Voting
Ina Minjarez	30	19	5	6
Peter Sakai	37	17	10	10

DEM Judge, County Court at Law No. 2 County Races

Vote For 1

	TOTAL	Election Day	Absentee	Early Voting
Melissa Saenz	37	20	8	9
Maria Teresa Garcia	28	16	7	5

Summary Results Report
May 24, 2022 Joint Primary Runoff Election
May 24, 2022

UNOFFICIAL RESULTS

Bexar County

4020

DEM District Clerk County Races

Vote For 1

	TOTAL	Election Day	Absentee	Early Voting
Gloria A. Martinez	29	13	9	7
Christine "Chris" Castillo	36	23	6	7

DEM Justice of the Peace, Precinct No. 4, Place 1 Justice of the Peace, Precinct No. 4

Vote For 1

	TOTAL	Election Day	Absentee	Early Voting
Yolanda Acuña Uresti	27	16	3	8
Michele Garcia	40	21	12	7

RETRIEVED FROM DEMOCRACYDOCKET.COM

Summary Results Report
May 24, 2022 Joint Primary Runoff Election
May 24, 2022

UNOFFICIAL RESULTS

Bexar County

4021

Statistics

	TOTAL	Election Day	Absentee	Early Voting
Registered Voters - Total	1,151			
Ballots Cast - Total	78	37	19	22
Ballots Cast - Democratic Party	49	24	10	15
Voter Turnout - Total	6.78%			

DEM Lieutenant Governor

Vote For 1

	TOTAL	Election Day	Absentee	Early Voting
Michelle Beckley	19	11	3	5
Mike Collier	23	8	7	8

DEM Attorney General

Vote For 1

	TOTAL	Election Day	Absentee	Early Voting
Rochelle Mercedes Garza	28	17	3	8
Joe Jaworski	15	4	7	4

DEM Comptroller of Public Accounts

Vote For 1

	TOTAL	Election Day	Absentee	Early Voting
Angel Luis Vega	24	11	4	9
Janet T. Dudding	18	9	6	3

DEM Commissioner of the General Land Office

Vote For 1

	TOTAL	Election Day	Absentee	Early Voting
Sandragrace Martinez	25	16	3	6
Jay Kleberg	17	4	7	6

DEM County Judge County Races

Vote For 1

	TOTAL	Election Day	Absentee	Early Voting
Ina Minjarez	12	9	1	2
Peter Sakai	37	15	9	13

DEM Judge, County Court at Law No. 2 County Races

Vote For 1

	TOTAL	Election Day	Absentee	Early Voting
Melissa Saenz	23	10	6	7
Maria Teresa Garcia	17	9	3	5

DEM District Clerk County Races

Vote For 1

	TOTAL	Election Day	Absentee	Early Voting
Gloria A. Martinez	25	15	5	5
Christine "Chris" Castillo	18	7	4	7

Summary Results Report
May 24, 2022 Joint Primary Runoff Election
May 24, 2022

UNOFFICIAL RESULTS

Bexar County

4021

DEM Justice of the Peace, Precinct No. 4, Place 1 Justice of the Peace, Precinct No. 4

Vote For 1

	TOTAL	Election Day	Absentee	Early Voting
Yolanda Acuña Uresti	16	5	4	7
Michele Garcia	28	15	6	7

RETRIEVED FROM DEMOCRACYDOCKET.COM

Summary Results Report
May 24, 2022 Joint Primary Runoff Election
May 24, 2022

UNOFFICIAL RESULTS

Bexar County

4022

Statistics

	TOTAL	Election Day	Absentee	Early Voting
Registered Voters - Total	254			
Ballots Cast - Total	6	3	2	1
Ballots Cast - Democratic Party	4	2	1	1
Voter Turnout - Total	2.36%			

DEM United States Representative, District 21 United States Representative, District 21

Vote For 1

	TOTAL	Election Day	Absentee	Early Voting
Claudia Andreana Zapata	4	2	1	1
Ricardo Villarreal	0	0	0	0

DEM Lieutenant Governor

Vote For 1

	TOTAL	Election Day	Absentee	Early Voting
Michelle Beckley	4	2	1	1
Mike Collier	0	0	0	0

DEM Attorney General

Vote For 1

	TOTAL	Election Day	Absentee	Early Voting
Rochelle Mercedes Garza	4	2	1	1
Joe Jaworski	0	0	0	0

DEM Comptroller of Public Accounts

Vote For 1

	TOTAL	Election Day	Absentee	Early Voting
Angel Luis Vega	1	0	1	0
Janet T. Dudding	3	2	0	1

DEM Commissioner of the General Land Office

Vote For 1

	TOTAL	Election Day	Absentee	Early Voting
Sandragrace Martinez	4	2	1	1
Jay Kleberg	0	0	0	0

DEM County Judge County Races

Vote For 1

	TOTAL	Election Day	Absentee	Early Voting
Ina Minjarez	1	0	0	1
Peter Sakai	3	2	1	0

DEM Judge, County Court at Law No. 2 County Races

Vote For 1

	TOTAL	Election Day	Absentee	Early Voting
Melissa Saenz	1	1	0	0
Maria Teresa Garcia	3	1	1	1

Summary Results Report
May 24, 2022 Joint Primary Runoff Election
May 24, 2022

UNOFFICIAL RESULTS

Bexar County

4022

DEM District Clerk County Races

Vote For 1

	TOTAL	Election Day	Absentee	Early Voting
Gloria A. Martinez	2	1	1	0
Christine "Chris" Castillo	2	1	0	1

DEM Justice of the Peace, Precinct No. 4, Place 1 Justice of the Peace, Precinct No. 4

Vote For 1

	TOTAL	Election Day	Absentee	Early Voting
Yolanda Acuña Uresti	0	0	0	0
Michele Garcia	4	2	1	1

RETRIEVED FROM DEMOCRACYDOCKET.COM

Summary Results Report
May 24, 2022 Joint Primary Runoff Election
May 24, 2022

UNOFFICIAL RESULTS

Bexar County

4023

Statistics

	TOTAL	Election Day	Absentee	Early Voting
Registered Voters - Total	2,391			
Ballots Cast - Total	345	126	32	187
Ballots Cast - Democratic Party	241	80	22	139
Voter Turnout - Total	14.43%			

DEM United States Representative, District 28 United States Representative, District 28

Vote For 1

	TOTAL	Election Day	Absentee	Early Voting
Jessica Cisneros	213	78	17	118
Henry Cuellar	26	1	5	20

DEM Lieutenant Governor

Vote For 1

	TOTAL	Election Day	Absentee	Early Voting
Michelle Beckley	150	54	13	83
Mike Collier	75	19	7	49

DEM Attorney General

Vote For 1

	TOTAL	Election Day	Absentee	Early Voting
Rochelle Mercedes Garza	184	63	13	108
Joe Jaworski	41	9	6	26

DEM Comptroller of Public Accounts

Vote For 1

	TOTAL	Election Day	Absentee	Early Voting
Angel Luis Vega	127	41	11	75
Janet T. Dudding	95	30	8	57

DEM Commissioner of the General Land Office

Vote For 1

	TOTAL	Election Day	Absentee	Early Voting
Sandragrace Martinez	167	55	11	101
Jay Kleberg	53	13	10	30

DEM County Judge County Races

Vote For 1

	TOTAL	Election Day	Absentee	Early Voting
Ina Minjarez	104	40	3	61
Peter Sakai	126	33	19	74

DEM Judge, County Court at Law No. 2 County Races

Vote For 1

	TOTAL	Election Day	Absentee	Early Voting
Melissa Saenz	133	51	5	77
Maria Teresa Garcia	84	19	14	51

Summary Results Report
May 24, 2022 Joint Primary Runoff Election
May 24, 2022

UNOFFICIAL RESULTS

Bexar County

4023

DEM District Clerk County Races

Vote For 1

	TOTAL	Election Day	Absentee	Early Voting
Gloria A. Martinez	120	40	15	65
Christine "Chris" Castillo	107	35	4	68

DEM Justice of the Peace, Precinct No. 4, Place 1 Justice of the Peace, Precinct No. 4

Vote For 1

	TOTAL	Election Day	Absentee	Early Voting
Yolanda Acuña Uresti	84	30	8	46
Michele Garcia	141	45	11	85

RETRIEVED FROM DEMOCRACYDOCKET.COM

Summary Results Report
May 24, 2022 Joint Primary Runoff Election
May 24, 2022

UNOFFICIAL RESULTS

Bexar County

4024

Statistics

	TOTAL	Election Day	Absentee	Early Voting
Registered Voters - Total	2,797			
Ballots Cast - Total	340	144	33	163
Ballots Cast - Democratic Party	252	97	29	126
Voter Turnout - Total	12.16%			

DEM United States Representative, District 28 United States Representative, District 28

Vote For 1

	TOTAL	Election Day	Absentee	Early Voting
Jessica Cisneros	221	92	17	112
Henry Cuellar	28	5	12	11

DEM Lieutenant Governor

Vote For 1

	TOTAL	Election Day	Absentee	Early Voting
Michelle Beckley	149	60	12	77
Mike Collier	82	28	14	40

DEM Attorney General

Vote For 1

	TOTAL	Election Day	Absentee	Early Voting
Rochelle Mercedes Garza	194	73	18	103
Joe Jaworski	45	19	8	18

DEM Comptroller of Public Accounts

Vote For 1

	TOTAL	Election Day	Absentee	Early Voting
Angel Luis Vega	158	54	18	86
Janet T. Dudding	74	34	6	34

DEM Commissioner of the General Land Office

Vote For 1

	TOTAL	Election Day	Absentee	Early Voting
Sandragrace Martinez	181	68	15	98
Jay Kleberg	52	19	11	22

DEM County Judge County Races

Vote For 1

	TOTAL	Election Day	Absentee	Early Voting
Ina Minjarez	94	46	7	41
Peter Sakai	147	45	22	80

DEM Judge, County Court at Law No. 2 County Races

Vote For 1

	TOTAL	Election Day	Absentee	Early Voting
Melissa Saenz	122	49	11	62
Maria Teresa Garcia	111	39	13	59

Summary Results Report
May 24, 2022 Joint Primary Runoff Election
May 24, 2022

UNOFFICIAL RESULTS

Bexar County

4024

DEM District Clerk County Races

Vote For 1

	TOTAL	Election Day	Absentee	Early Voting
Gloria A. Martinez	134	50	18	66
Christine "Chris" Castillo	93	34	6	53

DEM Justice of the Peace, Precinct No. 4, Place 1 Justice of the Peace, Precinct No. 4

Vote For 1

	TOTAL	Election Day	Absentee	Early Voting
Yolanda Acuña Uresti	94	43	13	38
Michele Garcia	140	45	13	82

RETRIEVED FROM DEMOCRACYDOCKET.COM

Summary Results Report
May 24, 2022 Joint Primary Runoff Election
May 24, 2022

UNOFFICIAL RESULTS

Bexar County

4025

Statistics

	TOTAL	Election Day	Absentee	Early Voting
Registered Voters - Total	1,304			
Ballots Cast - Total	152	57	20	75
Ballots Cast - Democratic Party	123	44	17	62
Voter Turnout - Total	11.66%			

DEM United States Representative, District 28 United States Representative, District 28

Vote For 1

	TOTAL	Election Day	Absentee	Early Voting
Jessica Cisneros	100	39	12	49
Henry Cuellar	21	5	5	11

DEM Lieutenant Governor

Vote For 1

	TOTAL	Election Day	Absentee	Early Voting
Michelle Beckley	71	25	11	35
Mike Collier	44	15	6	23

DEM Attorney General

Vote For 1

	TOTAL	Election Day	Absentee	Early Voting
Rochelle Mercedes Garza	80	25	12	43
Joe Jaworski	32	13	5	14

DEM Comptroller of Public Accounts

Vote For 1

	TOTAL	Election Day	Absentee	Early Voting
Angel Luis Vega	61	24	9	28
Janet T. Dudding	49	14	6	29

DEM Commissioner of the General Land Office

Vote For 1

	TOTAL	Election Day	Absentee	Early Voting
Sandragrace Martinez	80	30	11	39
Jay Kleberg	31	8	5	18

DEM County Judge County Races

Vote For 1

	TOTAL	Election Day	Absentee	Early Voting
Ina Minjarez	48	17	7	24
Peter Sakai	66	22	10	34

DEM Judge, County Court at Law No. 2 County Races

Vote For 1

	TOTAL	Election Day	Absentee	Early Voting
Melissa Saenz	65	20	10	35
Maria Teresa Garcia	44	18	5	21

Summary Results Report
May 24, 2022 Joint Primary Runoff Election
May 24, 2022

UNOFFICIAL RESULTS

Bexar County

4025

DEM District Clerk County Races

Vote For 1

	TOTAL	Election Day	Absentee	Early Voting
Gloria A. Martinez	65	24	10	31
Christine "Chris" Castillo	49	15	6	28

DEM Justice of the Peace, Precinct No. 4, Place 1 Justice of the Peace, Precinct No. 4

Vote For 1

	TOTAL	Election Day	Absentee	Early Voting
Yolanda Acuña Uresti	41	11	6	24
Michele Garcia	75	29	11	35

RETRIEVED FROM DEMOCRACYDOCKET.COM

Summary Results Report
May 24, 2022 Joint Primary Runoff Election
May 24, 2022

UNOFFICIAL RESULTS

Bexar County

4026

Statistics

	TOTAL	Election Day	Absentee	Early Voting
Registered Voters - Total	3,579			
Ballots Cast - Total	389	147	59	183
Ballots Cast - Democratic Party	325	123	55	147
Voter Turnout - Total	10.87%			

DEM United States Representative, District 28 United States Representative, District 28

Vote For 1

	TOTAL	Election Day	Absentee	Early Voting
Jessica Cisneros	273	115	35	123
Henry Cuellar	50	6	20	24

DEM Lieutenant Governor

Vote For 1

	TOTAL	Election Day	Absentee	Early Voting
Michelle Beckley	183	70	22	91
Mike Collier	110	40	31	39

DEM Attorney General

Vote For 1

	TOTAL	Election Day	Absentee	Early Voting
Rochelle Mercedes Garza	246	98	40	108
Joe Jaworski	51	14	14	23

DEM Comptroller of Public Accounts

Vote For 1

	TOTAL	Election Day	Absentee	Early Voting
Angel Luis Vega	185	62	35	88
Janet T. Dudding	110	48	19	43

DEM Commissioner of the General Land Office

Vote For 1

	TOTAL	Election Day	Absentee	Early Voting
Sandragrace Martinez	224	79	43	102
Jay Kleberg	68	26	12	30

DEM County Judge County Races

Vote For 1

	TOTAL	Election Day	Absentee	Early Voting
Ina Minjarez	135	58	21	56
Peter Sakai	175	55	33	87

DEM Judge, County Court at Law No. 2 County Races

Vote For 1

	TOTAL	Election Day	Absentee	Early Voting
Melissa Saenz	183	73	37	73
Maria Teresa Garcia	113	35	16	62

Summary Results Report
May 24, 2022 Joint Primary Runoff Election
May 24, 2022

UNOFFICIAL RESULTS

Bexar County

4026

DEM District Clerk County Races

Vote For 1

	TOTAL	Election Day	Absentee	Early Voting
Gloria A. Martinez	176	61	33	82
Christine "Chris" Castillo	126	50	19	57

DEM Justice of the Peace, Precinct No. 4, Place 1 Justice of the Peace, Precinct No. 4

Vote For 1

	TOTAL	Election Day	Absentee	Early Voting
Yolanda Acuña Uresti	135	51	22	62
Michele Garcia	170	63	32	75

RETRIEVED FROM DEMOCRACYDOCKET.COM

Summary Results Report
May 24, 2022 Joint Primary Runoff Election
May 24, 2022

UNOFFICIAL RESULTS

Bexar County

4027

Statistics

	TOTAL	Election Day	Absentee	Early Voting
Registered Voters - Total	1,630			
Ballots Cast - Total	270	93	45	132
Ballots Cast - Democratic Party	215	73	39	103
Voter Turnout - Total	16.56%			

DEM United States Representative, District 28 United States Representative, District 28

Vote For 1

	TOTAL	Election Day	Absentee	Early Voting
Jessica Cisneros	181	60	30	91
Henry Cuellar	33	12	9	12

DEM Lieutenant Governor

Vote For 1

	TOTAL	Election Day	Absentee	Early Voting
Michelle Beckley	125	40	25	60
Mike Collier	74	24	14	36

DEM Attorney General

Vote For 1

	TOTAL	Election Day	Absentee	Early Voting
Rochelle Mercedes Garza	160	52	30	78
Joe Jaworski	40	12	9	19

DEM Comptroller of Public Accounts

Vote For 1

	TOTAL	Election Day	Absentee	Early Voting
Angel Luis Vega	118	43	19	56
Janet T. Dudding	75	17	20	38

DEM Commissioner of the General Land Office

Vote For 1

	TOTAL	Election Day	Absentee	Early Voting
Sandragrace Martinez	136	42	25	69
Jay Kleberg	58	17	14	27

DEM County Judge County Races

Vote For 1

	TOTAL	Election Day	Absentee	Early Voting
Ina Minjarez	89	37	14	38
Peter Sakai	116	31	25	60

DEM Judge, County Court at Law No. 2 County Races

Vote For 1

	TOTAL	Election Day	Absentee	Early Voting
Melissa Saenz	124	40	24	60
Maria Teresa Garcia	70	21	15	34

Summary Results Report
May 24, 2022 Joint Primary Runoff Election
May 24, 2022

UNOFFICIAL RESULTS

Bexar County

4027

DEM District Clerk County Races

Vote For 1

	TOTAL	Election Day	Absentee	Early Voting
Gloria A. Martinez	100	34	14	52
Christine "Chris" Castillo	101	31	25	45

DEM Justice of the Peace, Precinct No. 4, Place 1 Justice of the Peace, Precinct No. 4

Vote For 1

	TOTAL	Election Day	Absentee	Early Voting
Yolanda Acuña Uresti	84	27	15	42
Michele Garcia	115	38	23	54

RETRIEVED FROM DEMOCRACYDOCKET.COM

Summary Results Report
May 24, 2022 Joint Primary Runoff Election
May 24, 2022

UNOFFICIAL RESULTS

Bexar County

4028

Statistics

	TOTAL	Election Day	Absentee	Early Voting
Registered Voters - Total	2,343			
Ballots Cast - Total	441	208	38	195
Ballots Cast - Democratic Party	389	180	38	171
Voter Turnout - Total	18.82%			

DEM United States Representative, District 28 United States Representative, District 28

Vote For 1

	TOTAL	Election Day	Absentee	Early Voting
Jessica Cisneros	335	156	34	145
Henry Cuellar	52	23	4	25

DEM Lieutenant Governor

Vote For 1

	TOTAL	Election Day	Absentee	Early Voting
Michelle Beckley	199	98	13	88
Mike Collier	154	61	22	71

DEM Attorney General

Vote For 1

	TOTAL	Election Day	Absentee	Early Voting
Rochelle Mercedes Garza	307	141	28	136
Joe Jaworski	58	22	9	27

DEM Comptroller of Public Accounts

Vote For 1

	TOTAL	Election Day	Absentee	Early Voting
Angel Luis Vega	204	89	17	98
Janet T. Dudding	142	65	19	58

DEM Commissioner of the General Land Office

Vote For 1

	TOTAL	Election Day	Absentee	Early Voting
Sandragrace Martinez	261	115	19	127
Jay Kleberg	95	45	17	33

DEM County Judge County Races

Vote For 1

	TOTAL	Election Day	Absentee	Early Voting
Ina Minjarez	163	68	10	85
Peter Sakai	216	108	27	81

DEM Judge, County Court at Law No. 2 County Races

Vote For 1

	TOTAL	Election Day	Absentee	Early Voting
Melissa Saenz	229	103	24	102
Maria Teresa Garcia	121	58	12	51

Summary Results Report
May 24, 2022 Joint Primary Runoff Election
May 24, 2022

UNOFFICIAL RESULTS

Bexar County

4028

DEM District Clerk County Races

Vote For 1

	TOTAL	Election Day	Absentee	Early Voting
Gloria A. Martinez	169	79	21	69
Christine "Chris" Castillo	190	88	15	87

DEM Justice of the Peace, Precinct No. 4, Place 1 Justice of the Peace, Precinct No. 4

Vote For 1

	TOTAL	Election Day	Absentee	Early Voting
Yolanda Acuña Uresti	135	62	12	61
Michele Garcia	218	101	25	92

RETRIEVED FROM DEMOCRACYDOCKET.COM

Summary Results Report
May 24, 2022 Joint Primary Runoff Election
May 24, 2022

UNOFFICIAL RESULTS

Bexar County

4029

Statistics

	TOTAL	Election Day	Absentee	Early Voting
Registered Voters - Total	2,492			
Ballots Cast - Total	244	126	30	88
Ballots Cast - Democratic Party	215	111	30	74
Voter Turnout - Total	9.79%			

DEM United States Representative, District 28 United States Representative, District 28

Vote For 1

	TOTAL	Election Day	Absentee	Early Voting
Jessica Cisneros	185	95	24	66
Henry Cuellar	29	16	6	7

DEM Lieutenant Governor

Vote For 1

	TOTAL	Election Day	Absentee	Early Voting
Michelle Beckley	117	68	11	38
Mike Collier	80	32	17	31

DEM Attorney General

Vote For 1

	TOTAL	Election Day	Absentee	Early Voting
Rochelle Mercedes Garza	154	80	18	56
Joe Jaworski	42	21	9	12

DEM Comptroller of Public Accounts

Vote For 1

	TOTAL	Election Day	Absentee	Early Voting
Angel Luis Vega	111	57	16	38
Janet T. Dudding	85	43	11	31

DEM Commissioner of the General Land Office

Vote For 1

	TOTAL	Election Day	Absentee	Early Voting
Sandragrace Martinez	152	84	16	52
Jay Kleberg	47	18	12	17

DEM County Judge County Races

Vote For 1

	TOTAL	Election Day	Absentee	Early Voting
Ina Minjarez	85	46	5	34
Peter Sakai	126	61	25	40

DEM Judge, County Court at Law No. 2 County Races

Vote For 1

	TOTAL	Election Day	Absentee	Early Voting
Melissa Saenz	108	55	13	40
Maria Teresa Garcia	93	47	14	32

Summary Results Report
May 24, 2022 Joint Primary Runoff Election
May 24, 2022

UNOFFICIAL RESULTS

Bexar County

4029

DEM District Clerk County Races

Vote For 1

	TOTAL	Election Day	Absentee	Early Voting
Gloria A. Martinez	98	46	20	32
Christine "Chris" Castillo	105	57	8	40

DEM Justice of the Peace, Precinct No. 4, Place 1 Justice of the Peace, Precinct No. 4

Vote For 1

	TOTAL	Election Day	Absentee	Early Voting
Yolanda Acuña Uresti	91	44	13	34
Michele Garcia	111	61	15	35

RETRIEVED FROM DEMOCRACYDOCKET.COM

Summary Results Report
May 24, 2022 Joint Primary Runoff Election
May 24, 2022

UNOFFICIAL RESULTS

Bexar County

4030

Statistics

	TOTAL	Election Day	Absentee	Early Voting
Registered Voters - Total	426			
Ballots Cast - Total	41	14	8	19
Ballots Cast - Democratic Party	40	13	8	19
Voter Turnout - Total	9.62%			

DEM United States Representative, District 28 United States Representative, District 28

Vote For 1

	TOTAL	Election Day	Absentee	Early Voting
Jessica Cisneros	32	9	7	16
Henry Cuellar	8	4	1	3

DEM Lieutenant Governor

Vote For 1

	TOTAL	Election Day	Absentee	Early Voting
Michelle Beckley	26	6	4	16
Mike Collier	13	6	4	3

DEM Attorney General

Vote For 1

	TOTAL	Election Day	Absentee	Early Voting
Rochelle Mercedes Garza	24	6	5	13
Joe Jaworski	15	6	3	6

DEM Comptroller of Public Accounts

Vote For 1

	TOTAL	Election Day	Absentee	Early Voting
Angel Luis Vega	17	4	5	8
Janet T. Dudding	21	8	3	10

DEM Commissioner of the General Land Office

Vote For 1

	TOTAL	Election Day	Absentee	Early Voting
Sandragrace Martinez	29	11	3	15
Jay Kleberg	9	1	5	3

DEM County Judge County Races

Vote For 1

	TOTAL	Election Day	Absentee	Early Voting
Ina Minjarez	15	5	2	8
Peter Sakai	23	7	5	11

DEM Judge, County Court at Law No. 2 County Races

Vote For 1

	TOTAL	Election Day	Absentee	Early Voting
Melissa Saenz	13	3	5	5
Maria Teresa Garcia	25	9	2	14

Summary Results Report
May 24, 2022 Joint Primary Runoff Election
May 24, 2022

UNOFFICIAL RESULTS

Bexar County

4030

DEM District Clerk County Races

Vote For 1

	TOTAL	Election Day	Absentee	Early Voting
Gloria A. Martinez	23	7	3	13
Christine "Chris" Castillo	16	5	5	6

DEM Justice of the Peace, Precinct No. 4, Place 1 Justice of the Peace, Precinct No. 4

Vote For 1

	TOTAL	Election Day	Absentee	Early Voting
Yolanda Acuña Uresti	21	5	5	11
Michele Garcia	18	7	3	8

RETRIEVED FROM DEMOCRACYDOCKET.COM

Summary Results Report
May 24, 2022 Joint Primary Runoff Election
May 24, 2022

UNOFFICIAL RESULTS

Bexar County

4031

Statistics

	TOTAL	Election Day	Absentee	Early Voting
Registered Voters - Total	1,961			
Ballots Cast - Total	201	77	19	105
Ballots Cast - Democratic Party	171	59	18	94
Voter Turnout - Total	10.25%			

DEM United States Representative, District 28 United States Representative, District 28

Vote For 1

	TOTAL	Election Day	Absentee	Early Voting
Jessica Cisneros	136	46	13	77
Henry Cuellar	32	13	5	14

DEM Lieutenant Governor

Vote For 1

	TOTAL	Election Day	Absentee	Early Voting
Michelle Beckley	91	35	9	47
Mike Collier	61	18	7	36

DEM Attorney General

Vote For 1

	TOTAL	Election Day	Absentee	Early Voting
Rochelle Mercedes Garza	130	46	9	75
Joe Jaworski	28	7	6	15

DEM Comptroller of Public Accounts

Vote For 1

	TOTAL	Election Day	Absentee	Early Voting
Angel Luis Vega	105	32	10	63
Janet T. Dudding	49	19	5	25

DEM Commissioner of the General Land Office

Vote For 1

	TOTAL	Election Day	Absentee	Early Voting
Sandragrace Martinez	125	42	10	73
Jay Kleberg	29	9	5	15

DEM County Judge County Races

Vote For 1

	TOTAL	Election Day	Absentee	Early Voting
Ina Minjarez	57	28	3	26
Peter Sakai	109	28	15	66

DEM Judge, County Court at Law No. 2 County Races

Vote For 1

	TOTAL	Election Day	Absentee	Early Voting
Melissa Saenz	83	32	8	43
Maria Teresa Garcia	71	21	7	43

Summary Results Report
May 24, 2022 Joint Primary Runoff Election
May 24, 2022

UNOFFICIAL RESULTS

Bexar County

4031

DEM District Clerk County Races

Vote For 1

	TOTAL	Election Day	Absentee	Early Voting
Gloria A. Martinez	85	30	7	48
Christine "Chris" Castillo	73	24	8	41

DEM Justice of the Peace, Precinct No. 4, Place 1 Justice of the Peace, Precinct No. 4

Vote For 1

	TOTAL	Election Day	Absentee	Early Voting
Yolanda Acuña Uresti	71	32	6	33
Michele Garcia	89	24	11	54

RETRIEVED FROM DEMOCRACYDOCKET.COM

Summary Results Report
May 24, 2022 Joint Primary Runoff Election
May 24, 2022

UNOFFICIAL RESULTS

Bexar County

4032

Statistics

	TOTAL	Election Day	Absentee	Early Voting
Registered Voters - Total	1,770			
Ballots Cast - Total	270	115	30	125
Ballots Cast - Democratic Party	222	84	28	110
Voter Turnout - Total	15.25%			

DEM United States Representative, District 28 United States Representative, District 28

Vote For 1

	TOTAL	Election Day	Absentee	Early Voting
Jessica Cisneros	179	72	20	87
Henry Cuellar	39	11	7	21

DEM Lieutenant Governor

Vote For 1

	TOTAL	Election Day	Absentee	Early Voting
Michelle Beckley	138	58	16	64
Mike Collier	71	22	10	39

DEM Attorney General

Vote For 1

	TOTAL	Election Day	Absentee	Early Voting
Rochelle Mercedes Garza	169	70	19	80
Joe Jaworski	43	11	9	23

DEM Comptroller of Public Accounts

Vote For 1

	TOTAL	Election Day	Absentee	Early Voting
Angel Luis Vega	129	50	14	65
Janet T. Dudding	76	27	11	38

DEM Commissioner of the General Land Office

Vote For 1

	TOTAL	Election Day	Absentee	Early Voting
Sandragrace Martinez	165	63	19	83
Jay Kleberg	38	14	7	17

DEM County Judge County Races

Vote For 1

	TOTAL	Election Day	Absentee	Early Voting
Ina Minjarez	89	37	4	48
Peter Sakai	127	44	24	59

DEM Judge, County Court at Law No. 2 County Races

Vote For 1

	TOTAL	Election Day	Absentee	Early Voting
Melissa Saenz	102	35	11	56
Maria Teresa Garcia	99	42	14	43

Summary Results Report
May 24, 2022 Joint Primary Runoff Election
May 24, 2022

UNOFFICIAL RESULTS

Bexar County

4032

DEM District Clerk County Races

Vote For 1

	TOTAL	Election Day	Absentee	Early Voting
Gloria A. Martinez	118	44	17	57
Christine "Chris" Castillo	93	37	8	48

DEM Justice of the Peace, Precinct No. 4, Place 1 Justice of the Peace, Precinct No. 4

Vote For 1

	TOTAL	Election Day	Absentee	Early Voting
Yolanda Acuña Uresti	83	39	7	37
Michele Garcia	120	42	18	60

RETRIEVED FROM DEMOCRACYDOCKET.COM

Summary Results Report
May 24, 2022 Joint Primary Runoff Election
May 24, 2022

UNOFFICIAL RESULTS

Bexar County

4033

Statistics

	TOTAL	Election Day	Absentee	Early Voting
Registered Voters - Total	3,396			
Ballots Cast - Total	474	181	68	225
Ballots Cast - Democratic Party	367	130	58	179
Voter Turnout - Total	13.96%			

DEM United States Representative, District 28 United States Representative, District 28

Vote For 1

	TOTAL	Election Day	Absentee	Early Voting
Jessica Cisneros	313	113	39	161
Henry Cuellar	52	16	19	17

DEM Lieutenant Governor

Vote For 1

	TOTAL	Election Day	Absentee	Early Voting
Michelle Beckley	221	89	28	104
Mike Collier	111	24	27	60

DEM Attorney General

Vote For 1

	TOTAL	Election Day	Absentee	Early Voting
Rochelle Mercedes Garza	262	96	40	126
Joe Jaworski	74	19	14	41

DEM Comptroller of Public Accounts

Vote For 1

	TOTAL	Election Day	Absentee	Early Voting
Angel Luis Vega	195	73	34	88
Janet T. Dudding	130	35	20	75

DEM Commissioner of the General Land Office

Vote For 1

	TOTAL	Election Day	Absentee	Early Voting
Sandragrace Martinez	239	90	40	109
Jay Kleberg	90	20	14	56

DEM County Judge County Races

Vote For 1

	TOTAL	Election Day	Absentee	Early Voting
Ina Minjarez	126	47	11	68
Peter Sakai	228	76	46	106

DEM Judge, County Court at Law No. 2 County Races

Vote For 1

	TOTAL	Election Day	Absentee	Early Voting
Melissa Saenz	185	66	24	95
Maria Teresa Garcia	137	42	29	66

Summary Results Report
May 24, 2022 Joint Primary Runoff Election
May 24, 2022

UNOFFICIAL RESULTS

Bexar County

4033

DEM District Clerk County Races

Vote For 1

	TOTAL	Election Day	Absentee	Early Voting
Gloria A. Martinez	180	60	31	89
Christine "Chris" Castillo	151	55	22	74

DEM Justice of the Peace, Precinct No. 4, Place 1 Justice of the Peace, Precinct No. 4

Vote For 1

	TOTAL	Election Day	Absentee	Early Voting
Yolanda Acuña Uresti	133	44	29	60
Michele Garcia	200	72	24	104

RETRIEVED FROM DEMOCRACYDOCKET.COM

Summary Results Report
May 24, 2022 Joint Primary Runoff Election
May 24, 2022

UNOFFICIAL RESULTS

Bexar County

4034

Statistics

	TOTAL	Election Day	Absentee	Early Voting
Registered Voters - Total	1,785			
Ballots Cast - Total	248	80	44	124
Ballots Cast - Democratic Party	185	56	38	91
Voter Turnout - Total	13.89%			

DEM United States Representative, District 28 United States Representative, District 28

Vote For 1

	TOTAL	Election Day	Absentee	Early Voting
Jessica Cisneros	148	49	31	68
Henry Cuellar	36	6	7	23

DEM Lieutenant Governor

Vote For 1

	TOTAL	Election Day	Absentee	Early Voting
Michelle Beckley	104	34	20	50
Mike Collier	64	14	16	34

DEM Attorney General

Vote For 1

	TOTAL	Election Day	Absentee	Early Voting
Rochelle Mercedes Garza	115	39	21	55
Joe Jaworski	56	9	16	31

DEM Comptroller of Public Accounts

Vote For 1

	TOTAL	Election Day	Absentee	Early Voting
Angel Luis Vega	83	26	15	42
Janet T. Dudding	79	21	21	37

DEM Commissioner of the General Land Office

Vote For 1

	TOTAL	Election Day	Absentee	Early Voting
Sandragrace Martinez	107	39	21	47
Jay Kleberg	55	11	14	30

DEM County Judge County Races

Vote For 1

	TOTAL	Election Day	Absentee	Early Voting
Ina Minjarez	66	22	14	30
Peter Sakai	112	31	23	58

DEM Judge, County Court at Law No. 2 County Races

Vote For 1

	TOTAL	Election Day	Absentee	Early Voting
Melissa Saenz	87	22	18	47
Maria Teresa Garcia	78	27	18	33

Summary Results Report
May 24, 2022 Joint Primary Runoff Election
May 24, 2022

UNOFFICIAL RESULTS

Bexar County

4034

DEM District Clerk County Races

Vote For 1

	TOTAL	Election Day	Absentee	Early Voting
Gloria A. Martinez	104	32	21	51
Christine "Chris" Castillo	66	17	16	33

DEM Justice of the Peace, Precinct No. 4, Place 1 Justice of the Peace, Precinct No. 4

Vote For 1

	TOTAL	Election Day	Absentee	Early Voting
Yolanda Acuña Uresti	78	28	20	30
Michele Garcia	92	23	16	53

RETRIEVED FROM DEMOCRACYDOCKET.COM

Summary Results Report
May 24, 2022 Joint Primary Runoff Election
May 24, 2022

UNOFFICIAL RESULTS

Bexar County

4035

Statistics

	TOTAL	Election Day	Absentee	Early Voting
Registered Voters - Total	34			
Ballots Cast - Total	3	3	0	0
Ballots Cast - Democratic Party	3	3	0	0
Voter Turnout - Total	8.82%			

DEM Lieutenant Governor

Vote For 1

	TOTAL	Election Day	Absentee	Early Voting
Michelle Beckley	3	3	0	0
Mike Collier	0	0	0	0

DEM Attorney General

Vote For 1

	TOTAL	Election Day	Absentee	Early Voting
Rochelle Mercedes Garza	3	3	0	0
Joe Jaworski	0	0	0	0

DEM Comptroller of Public Accounts

Vote For 1

	TOTAL	Election Day	Absentee	Early Voting
Angel Luis Vega	2	2	0	0
Janet T. Dudding	1	1	0	0

DEM Commissioner of the General Land Office

Vote For 1

	TOTAL	Election Day	Absentee	Early Voting
Sandragrace Martinez	2	2	0	0
Jay Kleberg	1	1	0	0

DEM County Judge County Races

Vote For 1

	TOTAL	Election Day	Absentee	Early Voting
Ina Minjarez	1	1	0	0
Peter Sakai	2	2	0	0

DEM Judge, County Court at Law No. 2 County Races

Vote For 1

	TOTAL	Election Day	Absentee	Early Voting
Melissa Saenz	0	0	0	0
Maria Teresa Garcia	3	3	0	0

DEM District Clerk County Races

Vote For 1

	TOTAL	Election Day	Absentee	Early Voting
Gloria A. Martinez	2	2	0	0
Christine "Chris" Castillo	1	1	0	0

Summary Results Report
May 24, 2022 Joint Primary Runoff Election
May 24, 2022

UNOFFICIAL RESULTS

Bexar County

4035

DEM Justice of the Peace, Precinct No. 4, Place 1 Justice of the Peace, Precinct No. 4

Vote For 1

	TOTAL	Election Day	Absentee	Early Voting
Yolanda Acuña Uresti	0	0	0	0
Michele Garcia	3	3	0	0

RETRIEVED FROM DEMOCRACYDOCKET.COM

Summary Results Report
May 24, 2022 Joint Primary Runoff Election
May 24, 2022

UNOFFICIAL RESULTS

Bexar County

4036

Statistics

	TOTAL	Election Day	Absentee	Early Voting
Registered Voters - Total	2,621			
Ballots Cast - Total	395	97	67	231
Ballots Cast - Democratic Party	350	87	60	203
Voter Turnout - Total	15.07%			

DEM United States Representative, District 28 United States Representative, District 28

Vote For 1

	TOTAL	Election Day	Absentee	Early Voting
Jessica Cisneros	301	78	51	172
Henry Cuellar	47	9	9	29

DEM Lieutenant Governor

Vote For 1

	TOTAL	Election Day	Absentee	Early Voting
Michelle Beckley	195	45	28	122
Mike Collier	126	27	28	71

DEM Attorney General

Vote For 1

	TOTAL	Election Day	Absentee	Early Voting
Rochelle Mercedes Garza	224	51	37	136
Joe Jaworski	95	24	17	54

DEM Comptroller of Public Accounts

Vote For 1

	TOTAL	Election Day	Absentee	Early Voting
Angel Luis Vega	140	35	23	82
Janet T. Dudding	171	35	32	104

DEM Commissioner of the General Land Office

Vote For 1

	TOTAL	Election Day	Absentee	Early Voting
Sandragrace Martinez	216	54	29	133
Jay Kleberg	98	17	27	54

DEM County Judge County Races

Vote For 1

	TOTAL	Election Day	Absentee	Early Voting
Ina Minjarez	105	22	13	70
Peter Sakai	236	58	46	132

DEM Judge, County Court at Law No. 2 County Races

Vote For 1

	TOTAL	Election Day	Absentee	Early Voting
Melissa Saenz	155	36	23	96
Maria Teresa Garcia	161	36	32	93

Summary Results Report
May 24, 2022 Joint Primary Runoff Election
May 24, 2022

UNOFFICIAL RESULTS

Bexar County

4036

DEM District Clerk County Races

Vote For 1

	TOTAL	Election Day	Absentee	Early Voting
Gloria A. Martinez	175	36	25	114
Christine "Chris" Castillo	147	37	31	79

DEM Justice of the Peace, Precinct No. 4, Place 1 Justice of the Peace, Precinct No. 4

Vote For 1

	TOTAL	Election Day	Absentee	Early Voting
Yolanda Acuña Uresti	144	40	22	82
Michele Garcia	176	34	33	109

RETRIEVED FROM DEMOCRACYDOCKET.COM

Summary Results Report
May 24, 2022 Joint Primary Runoff Election
May 24, 2022

UNOFFICIAL RESULTS

Bexar County

4037

Statistics

	TOTAL	Election Day	Absentee	Early Voting
Registered Voters - Total	1,879			
Ballots Cast - Total	168	62	28	78
Ballots Cast - Democratic Party	151	54	25	72
Voter Turnout - Total	8.94%			

DEM United States Representative, District 28 United States Representative, District 28

Vote For 1

	TOTAL	Election Day	Absentee	Early Voting
Jessica Cisneros	120	45	18	57
Henry Cuellar	31	9	7	15

DEM Lieutenant Governor

Vote For 1

	TOTAL	Election Day	Absentee	Early Voting
Michelle Beckley	74	34	11	29
Mike Collier	65	14	11	40

DEM Attorney General

Vote For 1

	TOTAL	Election Day	Absentee	Early Voting
Rochelle Mercedes Garza	93	40	16	37
Joe Jaworski	47	11	6	30

DEM Comptroller of Public Accounts

Vote For 1

	TOTAL	Election Day	Absentee	Early Voting
Angel Luis Vega	59	22	13	24
Janet T. Dudding	77	26	9	42

DEM Commissioner of the General Land Office

Vote For 1

	TOTAL	Election Day	Absentee	Early Voting
Sandragrace Martinez	102	40	15	47
Jay Kleberg	34	10	8	16

DEM County Judge County Races

Vote For 1

	TOTAL	Election Day	Absentee	Early Voting
Ina Minjarez	50	24	8	18
Peter Sakai	94	27	17	50

DEM Judge, County Court at Law No. 2 County Races

Vote For 1

	TOTAL	Election Day	Absentee	Early Voting
Melissa Saenz	72	30	10	32
Maria Teresa Garcia	66	19	13	34

Summary Results Report
May 24, 2022 Joint Primary Runoff Election
May 24, 2022

UNOFFICIAL RESULTS

Bexar County

4037

DEM District Clerk County Races

Vote For 1

	TOTAL	Election Day	Absentee	Early Voting
Gloria A. Martinez	92	32	19	41
Christine "Chris" Castillo	52	19	5	28

DEM Justice of the Peace, Precinct No. 4, Place 1 Justice of the Peace, Precinct No. 4

Vote For 1

	TOTAL	Election Day	Absentee	Early Voting
Yolanda Acuña Uresti	75	22	12	41
Michele Garcia	68	28	12	28

RETRIEVED FROM DEMOCRACYDOCKET.COM

Summary Results Report
May 24, 2022 Joint Primary Runoff Election
May 24, 2022

UNOFFICIAL RESULTS

Bexar County

4038

Statistics

	TOTAL	Election Day	Absentee	Early Voting
Registered Voters - Total	2,652			
Ballots Cast - Total	307	149	40	118
Ballots Cast - Democratic Party	205	100	29	76
Voter Turnout - Total	11.58%			

DEM United States Representative, District 21 United States Representative, District 21

Vote For 1

	TOTAL	Election Day	Absentee	Early Voting
Claudia Andreana Zapata	120	73	8	39
Ricardo Villarreal	67	19	17	31

DEM Lieutenant Governor

Vote For 1

	TOTAL	Election Day	Absentee	Early Voting
Michelle Beckley	63	37	3	23
Mike Collier	130	57	25	48

DEM Attorney General

Vote For 1

	TOTAL	Election Day	Absentee	Early Voting
Rochelle Mercedes Garza	141	77	15	49
Joe Jaworski	51	16	12	23

DEM Comptroller of Public Accounts

Vote For 1

	TOTAL	Election Day	Absentee	Early Voting
Angel Luis Vega	54	32	4	18
Janet T. Dudding	123	55	19	49

DEM Commissioner of the General Land Office

Vote For 1

	TOTAL	Election Day	Absentee	Early Voting
Sandragrace Martinez	73	45	7	21
Jay Kleberg	111	46	17	48

DEM County Judge County Races

Vote For 1

	TOTAL	Election Day	Absentee	Early Voting
Ina Minjarez	58	36	5	17
Peter Sakai	143	63	22	58

DEM Judge, County Court at Law No. 2 County Races

Vote For 1

	TOTAL	Election Day	Absentee	Early Voting
Melissa Saenz	115	52	16	47
Maria Teresa Garcia	62	34	6	22

Summary Results Report
May 24, 2022 Joint Primary Runoff Election
May 24, 2022

UNOFFICIAL RESULTS

Bexar County

4038

DEM District Clerk County Races

Vote For 1

	TOTAL	Election Day	Absentee	Early Voting
Gloria A. Martinez	73	45	11	17
Christine "Chris" Castillo	105	43	12	50

DEM Justice of the Peace, Precinct No. 4, Place 1 Justice of the Peace, Precinct No. 4

Vote For 1

	TOTAL	Election Day	Absentee	Early Voting
Yolanda Acuña Uresti	75	39	10	26
Michele Garcia	102	49	13	40

RETRIEVED FROM DEMOCRACYDOCKET.COM

Summary Results Report
May 24, 2022 Joint Primary Runoff Election
May 24, 2022

UNOFFICIAL RESULTS

Bexar County

4039

Statistics

	TOTAL	Election Day	Absentee	Early Voting
Registered Voters - Total	1,354			
Ballots Cast - Total	151	44	23	84
Ballots Cast - Democratic Party	144	39	23	82
Voter Turnout - Total	11.15%			

DEM United States Representative, District 28 United States Representative, District 28

Vote For 1

	TOTAL	Election Day	Absentee	Early Voting
Jessica Cisneros	119	31	18	70
Henry Cuellar	24	8	5	11

DEM Lieutenant Governor

Vote For 1

	TOTAL	Election Day	Absentee	Early Voting
Michelle Beckley	70	16	13	41
Mike Collier	66	19	9	38

DEM Attorney General

Vote For 1

	TOTAL	Election Day	Absentee	Early Voting
Rochelle Mercedes Garza	93	29	14	50
Joe Jaworski	42	8	7	27

DEM Comptroller of Public Accounts

Vote For 1

	TOTAL	Election Day	Absentee	Early Voting
Angel Luis Vega	50	14	6	30
Janet T. Dudding	85	22	16	47

DEM Commissioner of the General Land Office

Vote For 1

	TOTAL	Election Day	Absentee	Early Voting
Sandragrace Martinez	99	27	12	60
Jay Kleberg	34	7	10	17

DEM County Judge County Races

Vote For 1

	TOTAL	Election Day	Absentee	Early Voting
Ina Minjarez	48	18	2	28
Peter Sakai	94	20	21	53

DEM Judge, County Court at Law No. 2 County Races

Vote For 1

	TOTAL	Election Day	Absentee	Early Voting
Melissa Saenz	71	21	11	39
Maria Teresa Garcia	63	14	10	39

Summary Results Report
May 24, 2022 Joint Primary Runoff Election
May 24, 2022

UNOFFICIAL RESULTS

Bexar County

4039

DEM District Clerk County Races

Vote For 1

	TOTAL	Election Day	Absentee	Early Voting
Gloria A. Martinez	97	24	17	56
Christine "Chris" Castillo	38	11	5	22

DEM Justice of the Peace, Precinct No. 4, Place 1 Justice of the Peace, Precinct No. 4

Vote For 1

	TOTAL	Election Day	Absentee	Early Voting
Yolanda Acuña Uresti	71	21	11	39
Michele Garcia	63	13	11	39

RETRIEVED FROM DEMOCRACYDOCKET.COM

Summary Results Report
May 24, 2022 Joint Primary Runoff Election
May 24, 2022

UNOFFICIAL RESULTS

Bexar County

4040

Statistics

	TOTAL	Election Day	Absentee	Early Voting
Registered Voters - Total	1,205			
Ballots Cast - Total	116	58	19	39
Ballots Cast - Democratic Party	106	51	19	36
Voter Turnout - Total	9.63%			

DEM Lieutenant Governor

Vote For 1

	TOTAL	Election Day	Absentee	Early Voting
Michelle Beckley	63	29	12	22
Mike Collier	36	19	6	11

DEM Attorney General

Vote For 1

	TOTAL	Election Day	Absentee	Early Voting
Rochelle Mercedes Garza	64	31	12	21
Joe Jaworski	34	16	6	12

DEM Comptroller of Public Accounts

Vote For 1

	TOTAL	Election Day	Absentee	Early Voting
Angel Luis Vega	34	22	3	9
Janet T. Dudding	62	25	14	23

DEM Commissioner of the General Land Office

Vote For 1

	TOTAL	Election Day	Absentee	Early Voting
Sandragrace Martinez	53	26	8	19
Jay Kleberg	46	21	10	15

DEM County Judge County Races

Vote For 1

	TOTAL	Election Day	Absentee	Early Voting
Ina Minjarez	29	13	5	11
Peter Sakai	77	38	14	25

DEM Judge, County Court at Law No. 2 County Races

Vote For 1

	TOTAL	Election Day	Absentee	Early Voting
Melissa Saenz	41	22	6	13
Maria Teresa Garcia	56	24	11	21

DEM District Clerk County Races

Vote For 1

	TOTAL	Election Day	Absentee	Early Voting
Gloria A. Martinez	55	27	10	18
Christine "Chris" Castillo	41	19	7	15

Summary Results Report
May 24, 2022 Joint Primary Runoff Election
May 24, 2022

UNOFFICIAL RESULTS

Bexar County

4040

DEM Justice of the Peace, Precinct No. 4, Place 1 Justice of the Peace, Precinct No. 4

Vote For 1

	TOTAL	Election Day	Absentee	Early Voting
Yolanda Acuña Uresti	51	24	7	20
Michele Garcia	48	23	10	15

RETRIEVED FROM DEMOCRACYDOCKET.COM

Summary Results Report
May 24, 2022 Joint Primary Runoff Election
May 24, 2022

UNOFFICIAL RESULTS

Bexar County

4041

Statistics

	TOTAL	Election Day	Absentee	Early Voting
Registered Voters - Total	2,132			
Ballots Cast - Total	273	75	42	156
Ballots Cast - Democratic Party	250	66	37	147
Voter Turnout - Total	12.80%			

DEM United States Representative, District 28 United States Representative, District 28

Vote For 1

	TOTAL	Election Day	Absentee	Early Voting
Jessica Cisneros	199	59	24	116
Henry Cuellar	49	7	12	30

DEM Lieutenant Governor

Vote For 1

	TOTAL	Election Day	Absentee	Early Voting
Michelle Beckley	144	46	19	79
Mike Collier	76	14	14	48

DEM Attorney General

Vote For 1

	TOTAL	Election Day	Absentee	Early Voting
Rochelle Mercedes Garza	150	46	22	82
Joe Jaworski	69	13	12	44

DEM Comptroller of Public Accounts

Vote For 1

	TOTAL	Election Day	Absentee	Early Voting
Angel Luis Vega	100	27	10	63
Janet T. Dudding	122	34	22	66

DEM Commissioner of the General Land Office

Vote For 1

	TOTAL	Election Day	Absentee	Early Voting
Sandragrace Martinez	148	47	16	85
Jay Kleberg	62	11	14	37

DEM County Judge County Races

Vote For 1

	TOTAL	Election Day	Absentee	Early Voting
Ina Minjarez	58	21	6	31
Peter Sakai	189	44	31	114

DEM Judge, County Court at Law No. 2 County Races

Vote For 1

	TOTAL	Election Day	Absentee	Early Voting
Melissa Saenz	109	33	19	57
Maria Teresa Garcia	109	29	10	70

Summary Results Report
May 24, 2022 Joint Primary Runoff Election
May 24, 2022

UNOFFICIAL RESULTS

Bexar County

4041

DEM District Clerk County Races

Vote For 1

	TOTAL	Election Day	Absentee	Early Voting
Gloria A. Martinez	144	40	22	82
Christine "Chris" Castillo	77	21	11	45

DEM Justice of the Peace, Precinct No. 4, Place 1 Justice of the Peace, Precinct No. 4

Vote For 1

	TOTAL	Election Day	Absentee	Early Voting
Yolanda Acuña Uresti	118	29	19	70
Michele Garcia	115	33	15	67

RETRIEVED FROM DEMOCRACYDOCKET.COM

Summary Results Report
May 24, 2022 Joint Primary Runoff Election
May 24, 2022

UNOFFICIAL RESULTS

Bexar County

4042

Statistics

	TOTAL	Election Day	Absentee	Early Voting
Registered Voters - Total	259			
Ballots Cast - Total	14	7	0	7
Ballots Cast - Democratic Party	11	6	0	5
Voter Turnout - Total	5.41%			

DEM Lieutenant Governor

Vote For 1

	TOTAL	Election Day	Absentee	Early Voting
Michelle Beckley	10	5	0	5
Mike Collier	1	1	0	0

DEM Attorney General

Vote For 1

	TOTAL	Election Day	Absentee	Early Voting
Rochelle Mercedes Garza	10	6	0	4
Joe Jaworski	1	0	0	1

DEM Comptroller of Public Accounts

Vote For 1

	TOTAL	Election Day	Absentee	Early Voting
Angel Luis Vega	3	1	0	2
Janet T. Dudding	8	5	0	3

DEM Commissioner of the General Land Office

Vote For 1

	TOTAL	Election Day	Absentee	Early Voting
Sandragrace Martinez	10	5	0	5
Jay Kleberg	1	1	0	0

DEM County Judge County Races

Vote For 1

	TOTAL	Election Day	Absentee	Early Voting
Ina Minjarez	9	5	0	4
Peter Sakai	2	1	0	1

DEM Judge, County Court at Law No. 2 County Races

Vote For 1

	TOTAL	Election Day	Absentee	Early Voting
Melissa Saenz	7	5	0	2
Maria Teresa Garcia	4	1	0	3

DEM District Clerk County Races

Vote For 1

	TOTAL	Election Day	Absentee	Early Voting
Gloria A. Martinez	9	6	0	3
Christine "Chris" Castillo	2	0	0	2

Summary Results Report
May 24, 2022 Joint Primary Runoff Election
May 24, 2022

UNOFFICIAL RESULTS

Bexar County

4042

DEM Justice of the Peace, Precinct No. 4, Place 1 Justice of the Peace, Precinct No. 4

Vote For 1

	TOTAL	Election Day	Absentee	Early Voting
Yolanda Acuña Uresti	6	3	0	3
Michele Garcia	5	3	0	2

RETRIEVED FROM DEMOCRACYDOCKET.COM

Summary Results Report
May 24, 2022 Joint Primary Runoff Election
May 24, 2022

UNOFFICIAL RESULTS

Bexar County

4043

Statistics

	TOTAL	Election Day	Absentee	Early Voting
Registered Voters - Total	3,165			
Ballots Cast - Total	212	74	25	113
Ballots Cast - Democratic Party	138	43	23	72
Voter Turnout - Total	6.70%			

DEM Lieutenant Governor

Vote For 1

	TOTAL	Election Day	Absentee	Early Voting
Michelle Beckley	79	30	8	41
Mike Collier	51	10	14	27

DEM Attorney General

Vote For 1

	TOTAL	Election Day	Absentee	Early Voting
Rochelle Mercedes Garza	94	34	16	44
Joe Jaworski	39	7	7	25

DEM Comptroller of Public Accounts

Vote For 1

	TOTAL	Election Day	Absentee	Early Voting
Angel Luis Vega	49	10	9	30
Janet T. Dudding	78	30	13	35

DEM Commissioner of the General Land Office

Vote For 1

	TOTAL	Election Day	Absentee	Early Voting
Sandragrace Martinez	94	35	13	46
Jay Kleberg	39	7	10	22

DEM County Judge County Races

Vote For 1

	TOTAL	Election Day	Absentee	Early Voting
Ina Minjarez	53	17	6	30
Peter Sakai	83	24	17	42

DEM Judge, County Court at Law No. 2 County Races

Vote For 1

	TOTAL	Election Day	Absentee	Early Voting
Melissa Saenz	73	22	15	36
Maria Teresa Garcia	55	18	7	30

DEM District Clerk County Races

Vote For 1

	TOTAL	Election Day	Absentee	Early Voting
Gloria A. Martinez	78	27	13	38
Christine "Chris" Castillo	54	13	9	32

Summary Results Report
May 24, 2022 Joint Primary Runoff Election
May 24, 2022

UNOFFICIAL RESULTS

Bexar County

4043

DEM Justice of the Peace, Precinct No. 4, Place 1 Justice of the Peace, Precinct No. 4

Vote For 1

	TOTAL	Election Day	Absentee	Early Voting
Yolanda Acuña Uresti	54	14	10	30
Michele Garcia	78	27	13	38

RETRIEVED FROM DEMOCRACYDOCKET.COM

Summary Results Report
May 24, 2022 Joint Primary Runoff Election
May 24, 2022

UNOFFICIAL RESULTS

Bexar County

4044

Statistics

	TOTAL	Election Day	Absentee	Early Voting
Registered Voters - Total	1,413			
Ballots Cast - Total	113	60	20	33
Ballots Cast - Democratic Party	68	31	15	22
Voter Turnout - Total	8.00%			

DEM Lieutenant Governor

Vote For 1

	TOTAL	Election Day	Absentee	Early Voting
Michelle Beckley	38	21	6	11
Mike Collier	30	10	9	11

DEM Attorney General

Vote For 1

	TOTAL	Election Day	Absentee	Early Voting
Rochelle Mercedes Garza	51	26	8	17
Joe Jaworski	15	4	7	4

DEM Comptroller of Public Accounts

Vote For 1

	TOTAL	Election Day	Absentee	Early Voting
Angel Luis Vega	36	19	8	9
Janet T. Dudding	28	11	6	11

DEM Commissioner of the General Land Office

Vote For 1

	TOTAL	Election Day	Absentee	Early Voting
Sandragrace Martinez	42	23	8	11
Jay Kleberg	22	7	6	9

DEM County Judge County Races

Vote For 1

	TOTAL	Election Day	Absentee	Early Voting
Ina Minjarez	24	10	5	9
Peter Sakai	42	20	10	12

DEM Judge, County Court at Law No. 2 County Races

Vote For 1

	TOTAL	Election Day	Absentee	Early Voting
Melissa Saenz	30	17	7	6
Maria Teresa Garcia	33	12	7	14

DEM District Clerk County Races

Vote For 1

	TOTAL	Election Day	Absentee	Early Voting
Gloria A. Martinez	26	10	7	9
Christine "Chris" Castillo	39	20	8	11

Summary Results Report
May 24, 2022 Joint Primary Runoff Election
May 24, 2022

UNOFFICIAL RESULTS

Bexar County

4044

DEM Justice of the Peace, Precinct No. 4, Place 1 Justice of the Peace, Precinct No. 4

Vote For 1

	TOTAL	Election Day	Absentee	Early Voting
Yolanda Acuña Uresti	35	15	8	12
Michele Garcia	32	15	7	10

RETRIEVED FROM DEMOCRACYDOCKET.COM

Summary Results Report
May 24, 2022 Joint Primary Runoff Election
May 24, 2022

UNOFFICIAL RESULTS

Bexar County

4045

Statistics

	TOTAL	Election Day	Absentee	Early Voting
Registered Voters - Total	2,507			
Ballots Cast - Total	244	111	52	81
Ballots Cast - Democratic Party	161	65	44	52
Voter Turnout - Total	9.73%			

DEM Lieutenant Governor

Vote For 1

	TOTAL	Election Day	Absentee	Early Voting
Michelle Beckley	76	35	18	23
Mike Collier	73	24	25	24

DEM Attorney General

Vote For 1

	TOTAL	Election Day	Absentee	Early Voting
Rochelle Mercedes Garza	109	44	28	37
Joe Jaworski	45	18	16	11

DEM Comptroller of Public Accounts

Vote For 1

	TOTAL	Election Day	Absentee	Early Voting
Angel Luis Vega	76	33	20	23
Janet T. Dudding	72	27	20	25

DEM Commissioner of the General Land Office

Vote For 1

	TOTAL	Election Day	Absentee	Early Voting
Sandragrace Martinez	83	44	15	24
Jay Kleberg	68	16	28	24

DEM County Judge County Races

Vote For 1

	TOTAL	Election Day	Absentee	Early Voting
Ina Minjarez	47	24	5	18
Peter Sakai	112	40	38	34

DEM Judge, County Court at Law No. 2 County Races

Vote For 1

	TOTAL	Election Day	Absentee	Early Voting
Melissa Saenz	87	35	20	32
Maria Teresa Garcia	62	26	19	17

DEM District Clerk County Races

Vote For 1

	TOTAL	Election Day	Absentee	Early Voting
Gloria A. Martinez	79	30	22	27
Christine "Chris" Castillo	74	33	18	23

Summary Results Report
May 24, 2022 Joint Primary Runoff Election
May 24, 2022

UNOFFICIAL RESULTS

Bexar County

4045

DEM Justice of the Peace, Precinct No. 4, Place 1 Justice of the Peace, Precinct No. 4

Vote For 1

	TOTAL	Election Day	Absentee	Early Voting
Yolanda Acuña Uresti	67	28	16	23
Michele Garcia	82	34	24	24

RETRIEVED FROM DEMOCRACYDOCKET.COM

Summary Results Report
May 24, 2022 Joint Primary Runoff Election
May 24, 2022

UNOFFICIAL RESULTS

Bexar County

4046

Statistics

	TOTAL	Election Day	Absentee	Early Voting
Registered Voters - Total	2,699			
Ballots Cast - Total	478	136	111	231
Ballots Cast - Democratic Party	228	43	60	125
Voter Turnout - Total	17.71%			

DEM United States Representative, District 21 United States Representative, District 21

Vote For 1

	TOTAL	Election Day	Absentee	Early Voting
Claudia Andreana Zapata	124	21	34	69
Ricardo Villarreal	81	18	24	39

DEM Lieutenant Governor

Vote For 1

	TOTAL	Election Day	Absentee	Early Voting
Michelle Beckley	67	19	9	39
Mike Collier	145	22	49	74

DEM Attorney General

Vote For 1

	TOTAL	Election Day	Absentee	Early Voting
Rochelle Mercedes Garza	122	25	30	67
Joe Jaworski	88	14	27	47

DEM Comptroller of Public Accounts

Vote For 1

	TOTAL	Election Day	Absentee	Early Voting
Angel Luis Vega	52	13	5	34
Janet T. Dudding	152	24	52	76

DEM Commissioner of the General Land Office

Vote For 1

	TOTAL	Election Day	Absentee	Early Voting
Sandragrace Martinez	70	22	6	42
Jay Kleberg	146	18	53	75

DEM County Judge County Races

Vote For 1

	TOTAL	Election Day	Absentee	Early Voting
Ina Minjarez	64	19	13	32
Peter Sakai	159	21	47	91

DEM Judge, County Court at Law No. 2 County Races

Vote For 1

	TOTAL	Election Day	Absentee	Early Voting
Melissa Saenz	138	20	43	75
Maria Teresa Garcia	61	17	14	30

Summary Results Report
May 24, 2022 Joint Primary Runoff Election
May 24, 2022

UNOFFICIAL RESULTS

Bexar County

4046

DEM District Clerk County Races

Vote For 1

	TOTAL	Election Day	Absentee	Early Voting
Gloria A. Martinez	82	20	18	44
Christine "Chris" Castillo	119	16	36	67

DEM Justice of the Peace, Precinct No. 4, Place 1 Justice of the Peace, Precinct No. 4

Vote For 1

	TOTAL	Election Day	Absentee	Early Voting
Yolanda Acuña Uresti	83	18	27	38
Michele Garcia	101	16	19	66

RETRIEVED FROM DEMOCRACYDOCKET.COM

Summary Results Report
May 24, 2022 Joint Primary Runoff Election
May 24, 2022

UNOFFICIAL RESULTS

Bexar County

4047

Statistics

	TOTAL	Election Day	Absentee	Early Voting
Registered Voters - Total	2,889			
Ballots Cast - Total	202	94	35	73
Ballots Cast - Democratic Party	135	59	31	45
Voter Turnout - Total	6.99%			

DEM Lieutenant Governor

Vote For 1

	TOTAL	Election Day	Absentee	Early Voting
Michelle Beckley	78	36	18	24
Mike Collier	53	22	13	18

DEM Attorney General

Vote For 1

	TOTAL	Election Day	Absentee	Early Voting
Rochelle Mercedes Garza	93	44	17	32
Joe Jaworski	40	14	14	12

DEM Comptroller of Public Accounts

Vote For 1

	TOTAL	Election Day	Absentee	Early Voting
Angel Luis Vega	62	25	16	21
Janet T. Dudding	66	31	14	21

DEM Commissioner of the General Land Office

Vote For 1

	TOTAL	Election Day	Absentee	Early Voting
Sandragrace Martinez	78	37	15	26
Jay Kleberg	51	20	15	16

DEM County Judge County Races

Vote For 1

	TOTAL	Election Day	Absentee	Early Voting
Ina Minjarez	59	29	10	20
Peter Sakai	74	29	21	24

DEM Judge, County Court at Law No. 2 County Races

Vote For 1

	TOTAL	Election Day	Absentee	Early Voting
Melissa Saenz	81	34	20	27
Maria Teresa Garcia	47	21	10	16

DEM District Clerk County Races

Vote For 1

	TOTAL	Election Day	Absentee	Early Voting
Gloria A. Martinez	61	29	17	15
Christine "Chris" Castillo	69	27	13	29

Summary Results Report
May 24, 2022 Joint Primary Runoff Election
May 24, 2022

UNOFFICIAL RESULTS

Bexar County

4047

DEM Justice of the Peace, Precinct No. 4, Place 1 Justice of the Peace, Precinct No. 4

Vote For 1

	TOTAL	Election Day	Absentee	Early Voting
Yolanda Acuña Uresti	69	30	20	19
Michele Garcia	60	25	11	24

RETRIEVED FROM DEMOCRACYDOCKET.COM

Summary Results Report
May 24, 2022 Joint Primary Runoff Election
May 24, 2022

UNOFFICIAL RESULTS

Bexar County

4048

Statistics

	TOTAL	Election Day	Absentee	Early Voting
Registered Voters - Total	2,023			
Ballots Cast - Total	266	123	25	118
Ballots Cast - Democratic Party	232	102	25	105
Voter Turnout - Total	13.15%			

DEM United States Representative, District 28 United States Representative, District 28

Vote For 1

	TOTAL	Election Day	Absentee	Early Voting
Jessica Cisneros	200	95	15	90
Henry Cuellar	31	7	9	15

DEM Lieutenant Governor

Vote For 1

	TOTAL	Election Day	Absentee	Early Voting
Michelle Beckley	128	60	14	54
Mike Collier	75	26	10	39

DEM Attorney General

Vote For 1

	TOTAL	Election Day	Absentee	Early Voting
Rochelle Mercedes Garza	173	76	18	79
Joe Jaworski	33	10	6	17

DEM Comptroller of Public Accounts

Vote For 1

	TOTAL	Election Day	Absentee	Early Voting
Angel Luis Vega	144	55	20	69
Janet T. Dudding	60	32	5	23

DEM Commissioner of the General Land Office

Vote For 1

	TOTAL	Election Day	Absentee	Early Voting
Sandragrace Martinez	152	61	19	72
Jay Kleberg	45	23	4	18

DEM County Judge County Races

Vote For 1

	TOTAL	Election Day	Absentee	Early Voting
Ina Minjarez	89	39	6	44
Peter Sakai	129	54	19	56

DEM Judge, County Court at Law No. 2 County Races

Vote For 1

	TOTAL	Election Day	Absentee	Early Voting
Melissa Saenz	104	46	12	46
Maria Teresa Garcia	97	39	13	45

Summary Results Report
May 24, 2022 Joint Primary Runoff Election
May 24, 2022

UNOFFICIAL RESULTS

Bexar County

4048

DEM District Clerk County Races

Vote For 1

	TOTAL	Election Day	Absentee	Early Voting
Gloria A. Martinez	101	40	15	46
Christine "Chris" Castillo	101	48	7	46

DEM Justice of the Peace, Precinct No. 4, Place 1 Justice of the Peace, Precinct No. 4

Vote For 1

	TOTAL	Election Day	Absentee	Early Voting
Yolanda Acuña Uresti	86	39	8	39
Michele Garcia	121	51	16	54

RETRIEVED FROM DEMOCRACYDOCKET.COM

Summary Results Report
May 24, 2022 Joint Primary Runoff Election
May 24, 2022

UNOFFICIAL RESULTS

Bexar County

4049

Statistics

	TOTAL	Election Day	Absentee	Early Voting
Registered Voters - Total	2,782			
Ballots Cast - Total	190	101	38	51
Ballots Cast - Democratic Party	143	67	36	40
Voter Turnout - Total	6.83%			

DEM Lieutenant Governor

Vote For 1

	TOTAL	Election Day	Absentee	Early Voting
Michelle Beckley	76	45	8	23
Mike Collier	62	21	27	14

DEM Attorney General

Vote For 1

	TOTAL	Election Day	Absentee	Early Voting
Rochelle Mercedes Garza	100	54	19	27
Joe Jaworski	39	12	17	10

DEM Comptroller of Public Accounts

Vote For 1

	TOTAL	Election Day	Absentee	Early Voting
Angel Luis Vega	56	27	11	18
Janet T. Dudding	81	37	25	19

DEM Commissioner of the General Land Office

Vote For 1

	TOTAL	Election Day	Absentee	Early Voting
Sandragrace Martinez	86	42	20	24
Jay Kleberg	48	20	16	12

DEM County Judge County Races

Vote For 1

	TOTAL	Election Day	Absentee	Early Voting
Ina Minjarez	61	41	9	11
Peter Sakai	75	23	27	25

DEM Judge, County Court at Law No. 2 County Races

Vote For 1

	TOTAL	Election Day	Absentee	Early Voting
Melissa Saenz	66	34	17	15
Maria Teresa Garcia	67	27	18	22

DEM District Clerk County Races

Vote For 1

	TOTAL	Election Day	Absentee	Early Voting
Gloria A. Martinez	71	33	13	25
Christine "Chris" Castillo	67	32	22	13

Summary Results Report
May 24, 2022 Joint Primary Runoff Election
May 24, 2022

UNOFFICIAL RESULTS

Bexar County

4049

DEM Justice of the Peace, Precinct No. 4, Place 1 Justice of the Peace, Precinct No. 4

Vote For 1

	TOTAL	Election Day	Absentee	Early Voting
Yolanda Acuña Uresti	60	27	12	21
Michele Garcia	80	38	24	18

RETRIEVED FROM DEMOCRACYDOCKET.COM

Summary Results Report
May 24, 2022 Joint Primary Runoff Election
May 24, 2022

UNOFFICIAL RESULTS

Bexar County

4050

Statistics

	TOTAL	Election Day	Absentee	Early Voting
Registered Voters - Total	1,638			
Ballots Cast - Total	205	84	38	83
Ballots Cast - Democratic Party	112	52	25	35
Voter Turnout - Total	12.52%			

DEM United States Representative, District 21 United States Representative, District 21

Vote For 1

	TOTAL	Election Day	Absentee	Early Voting
Claudia Andreana Zapata	66	29	12	25
Ricardo Villarreal	37	17	10	10

DEM Lieutenant Governor

Vote For 1

	TOTAL	Election Day	Absentee	Early Voting
Michelle Beckley	50	24	6	20
Mike Collier	50	18	17	15

DEM Attorney General

Vote For 1

	TOTAL	Election Day	Absentee	Early Voting
Rochelle Mercedes Garza	72	35	10	27
Joe Jaworski	33	10	15	8

DEM Comptroller of Public Accounts

Vote For 1

	TOTAL	Election Day	Absentee	Early Voting
Angel Luis Vega	44	20	9	15
Janet T. Dudding	56	24	14	18

DEM Commissioner of the General Land Office

Vote For 1

	TOTAL	Election Day	Absentee	Early Voting
Sandragrace Martinez	57	29	11	17
Jay Kleberg	46	15	14	17

DEM County Judge County Races

Vote For 1

	TOTAL	Election Day	Absentee	Early Voting
Ina Minjarez	35	20	7	8
Peter Sakai	75	30	18	27

DEM Judge, County Court at Law No. 2 County Races

Vote For 1

	TOTAL	Election Day	Absentee	Early Voting
Melissa Saenz	63	26	12	25
Maria Teresa Garcia	35	16	11	8

Summary Results Report
May 24, 2022 Joint Primary Runoff Election
May 24, 2022

UNOFFICIAL RESULTS

Bexar County

4050

DEM District Clerk County Races

Vote For 1

	TOTAL	Election Day	Absentee	Early Voting
Gloria A. Martinez	56	25	12	19
Christine "Chris" Castillo	46	21	11	14

DEM Justice of the Peace, Precinct No. 4, Place 1 Justice of the Peace, Precinct No. 4

Vote For 1

	TOTAL	Election Day	Absentee	Early Voting
Yolanda Acuña Uresti	46	22	9	15
Michele Garcia	56	22	14	20

RETRIEVED FROM DEMOCRACYDOCKET.COM

Summary Results Report
May 24, 2022 Joint Primary Runoff Election
May 24, 2022

UNOFFICIAL RESULTS

Bexar County

4051

Statistics

	TOTAL	Election Day	Absentee	Early Voting
Registered Voters - Total	1,816			
Ballots Cast - Total	253	148	37	68
Ballots Cast - Democratic Party	126	63	26	37
Voter Turnout - Total	13.93%			

DEM United States Representative, District 21 United States Representative, District 21

Vote For 1

	TOTAL	Election Day	Absentee	Early Voting
Claudia Andreana Zapata	75	37	15	23
Ricardo Villarreal	42	18	11	13

DEM Lieutenant Governor

Vote For 1

	TOTAL	Election Day	Absentee	Early Voting
Michelle Beckley	56	29	14	13
Mike Collier	61	26	12	23

DEM Attorney General

Vote For 1

	TOTAL	Election Day	Absentee	Early Voting
Rochelle Mercedes Garza	69	39	11	19
Joe Jaworski	47	16	14	17

DEM Comptroller of Public Accounts

Vote For 1

	TOTAL	Election Day	Absentee	Early Voting
Angel Luis Vega	36	18	3	15
Janet T. Dudding	77	36	21	20

DEM Commissioner of the General Land Office

Vote For 1

	TOTAL	Election Day	Absentee	Early Voting
Sandragrace Martinez	64	35	8	21
Jay Kleberg	52	20	16	16

DEM County Judge County Races

Vote For 1

	TOTAL	Election Day	Absentee	Early Voting
Ina Minjarez	46	31	5	10
Peter Sakai	76	29	21	26

DEM Judge, County Court at Law No. 2 County Races

Vote For 1

	TOTAL	Election Day	Absentee	Early Voting
Melissa Saenz	64	32	14	18
Maria Teresa Garcia	51	23	11	17

Summary Results Report
May 24, 2022 Joint Primary Runoff Election
May 24, 2022

UNOFFICIAL RESULTS

Bexar County

4051

DEM District Clerk County Races

Vote For 1

	TOTAL	Election Day	Absentee	Early Voting
Gloria A. Martinez	61	27	16	18
Christine "Chris" Castillo	51	27	8	16

DEM Justice of the Peace, Precinct No. 4, Place 1 Justice of the Peace, Precinct No. 4

Vote For 1

	TOTAL	Election Day	Absentee	Early Voting
Yolanda Acuña Uresti	52	27	12	13
Michele Garcia	65	32	13	20

RETRIEVED FROM DEMOCRACYDOCKET.COM

Summary Results Report
May 24, 2022 Joint Primary Runoff Election
May 24, 2022

UNOFFICIAL RESULTS

Bexar County

4052

Statistics

	TOTAL	Election Day	Absentee	Early Voting
Registered Voters - Total	2,233			
Ballots Cast - Total	283	137	46	100
Ballots Cast - Democratic Party	144	66	26	52
Voter Turnout - Total	12.67%			

DEM United States Representative, District 21 United States Representative, District 21

Vote For 1

	TOTAL	Election Day	Absentee	Early Voting
Claudia Andreana Zapata	99	53	11	35
Ricardo Villarreal	38	9	14	15

DEM Lieutenant Governor

Vote For 1

	TOTAL	Election Day	Absentee	Early Voting
Michelle Beckley	78	38	10	30
Mike Collier	58	23	16	19

DEM Attorney General

Vote For 1

	TOTAL	Election Day	Absentee	Early Voting
Rochelle Mercedes Garza	92	45	10	37
Joe Jaworski	46	18	16	12

DEM Comptroller of Public Accounts

Vote For 1

	TOTAL	Election Day	Absentee	Early Voting
Angel Luis Vega	56	26	9	21
Janet T. Dudding	78	33	17	28

DEM Commissioner of the General Land Office

Vote For 1

	TOTAL	Election Day	Absentee	Early Voting
Sandragrace Martinez	76	41	9	26
Jay Kleberg	57	17	17	23

DEM County Judge County Races

Vote For 1

	TOTAL	Election Day	Absentee	Early Voting
Ina Minjarez	65	31	9	25
Peter Sakai	76	32	17	27

DEM Judge, County Court at Law No. 2 County Races

Vote For 1

	TOTAL	Election Day	Absentee	Early Voting
Melissa Saenz	82	36	16	30
Maria Teresa Garcia	53	24	9	20

Summary Results Report
May 24, 2022 Joint Primary Runoff Election
May 24, 2022

UNOFFICIAL RESULTS

Bexar County

4052

DEM District Clerk County Races

Vote For 1

	TOTAL	Election Day	Absentee	Early Voting
Gloria A. Martinez	70	34	14	22
Christine "Chris" Castillo	64	25	11	28

DEM Justice of the Peace, Precinct No. 4, Place 1 Justice of the Peace, Precinct No. 4

Vote For 1

	TOTAL	Election Day	Absentee	Early Voting
Yolanda Acuña Uresti	63	30	12	21
Michele Garcia	69	28	14	27

RETRIEVED FROM DEMOCRACYDOCKET.COM

Summary Results Report
May 24, 2022 Joint Primary Runoff Election
May 24, 2022

UNOFFICIAL RESULTS

Bexar County

4053

Statistics

	TOTAL	Election Day	Absentee	Early Voting
Registered Voters - Total	2,288			
Ballots Cast - Total	157	76	30	51
Ballots Cast - Democratic Party	97	43	25	29
Voter Turnout - Total	6.86%			

DEM Lieutenant Governor

Vote For 1

	TOTAL	Election Day	Absentee	Early Voting
Michelle Beckley	57	30	11	16
Mike Collier	38	12	14	12

DEM Attorney General

Vote For 1

	TOTAL	Election Day	Absentee	Early Voting
Rochelle Mercedes Garza	73	36	16	21
Joe Jaworski	23	7	8	8

DEM Comptroller of Public Accounts

Vote For 1

	TOTAL	Election Day	Absentee	Early Voting
Angel Luis Vega	37	16	8	13
Janet T. Dudding	52	24	14	14

DEM Commissioner of the General Land Office

Vote For 1

	TOTAL	Election Day	Absentee	Early Voting
Sandragrace Martinez	59	32	11	16
Jay Kleberg	32	9	12	11

DEM County Judge County Races

Vote For 1

	TOTAL	Election Day	Absentee	Early Voting
Ina Minjarez	44	21	11	12
Peter Sakai	52	21	14	17

DEM Judge, County Court at Law No. 2 County Races

Vote For 1

	TOTAL	Election Day	Absentee	Early Voting
Melissa Saenz	46	18	13	15
Maria Teresa Garcia	44	23	8	13

DEM District Clerk County Races

Vote For 1

	TOTAL	Election Day	Absentee	Early Voting
Gloria A. Martinez	52	26	11	15
Christine "Chris" Castillo	36	13	10	13

Summary Results Report
May 24, 2022 Joint Primary Runoff Election
May 24, 2022

UNOFFICIAL RESULTS

Bexar County

4053

DEM Justice of the Peace, Precinct No. 4, Place 1 Justice of the Peace, Precinct No. 4

Vote For 1

	TOTAL	Election Day	Absentee	Early Voting
Yolanda Acuña Uresti	45	18	12	15
Michele Garcia	47	24	10	13

RETRIEVED FROM DEMOCRACYDOCKET.COM

Summary Results Report
May 24, 2022 Joint Primary Runoff Election
May 24, 2022

UNOFFICIAL RESULTS

Bexar County

4054

Statistics

	TOTAL	Election Day	Absentee	Early Voting
Registered Voters - Total	3,902			
Ballots Cast - Total	300	122	58	120
Ballots Cast - Democratic Party	173	59	44	70
Voter Turnout - Total	7.69%			

DEM Lieutenant Governor

Vote For 1

	TOTAL	Election Day	Absentee	Early Voting
Michelle Beckley	91	37	18	36
Mike Collier	76	19	26	31

DEM Attorney General

Vote For 1

	TOTAL	Election Day	Absentee	Early Voting
Rochelle Mercedes Garza	120	44	33	43
Joe Jaworski	45	11	11	23

DEM Comptroller of Public Accounts

Vote For 1

	TOTAL	Election Day	Absentee	Early Voting
Angel Luis Vega	75	30	18	27
Janet T. Dudding	88	25	25	38

DEM Commissioner of the General Land Office

Vote For 1

	TOTAL	Election Day	Absentee	Early Voting
Sandragrace Martinez	113	44	29	40
Jay Kleberg	54	12	15	27

DEM County Judge County Races

Vote For 1

	TOTAL	Election Day	Absentee	Early Voting
Ina Minjarez	66	30	9	27
Peter Sakai	104	28	34	42

DEM Judge, County Court at Law No. 2 County Races

Vote For 1

	TOTAL	Election Day	Absentee	Early Voting
Melissa Saenz	99	32	27	40
Maria Teresa Garcia	64	23	17	24

DEM District Clerk County Races

Vote For 1

	TOTAL	Election Day	Absentee	Early Voting
Gloria A. Martinez	93	34	26	33
Christine "Chris" Castillo	70	20	17	33

Summary Results Report
May 24, 2022 Joint Primary Runoff Election
May 24, 2022

UNOFFICIAL RESULTS

Bexar County

4054

DEM Justice of the Peace, Precinct No. 4, Place 1 Justice of the Peace, Precinct No. 4

Vote For 1

	TOTAL	Election Day	Absentee	Early Voting
Yolanda Acuña Uresti	71	36	10	25
Michele Garcia	96	20	34	42

RETRIEVED FROM DEMOCRACYDOCKET.COM

Summary Results Report
May 24, 2022 Joint Primary Runoff Election
May 24, 2022

UNOFFICIAL RESULTS

Bexar County

4055

Statistics

	TOTAL	Election Day	Absentee	Early Voting
Registered Voters - Total	1,666			
Ballots Cast - Total	195	68	44	83
Ballots Cast - Democratic Party	115	30	32	53
Voter Turnout - Total	11.70%			

DEM United States Representative, District 28 United States Representative, District 28

Vote For 1

	TOTAL	Election Day	Absentee	Early Voting
Jessica Cisneros	93	28	22	43
Henry Cuellar	21	2	10	9

DEM Lieutenant Governor

Vote For 1

	TOTAL	Election Day	Absentee	Early Voting
Michelle Beckley	64	23	15	26
Mike Collier	44	6	14	24

DEM Attorney General

Vote For 1

	TOTAL	Election Day	Absentee	Early Voting
Rochelle Mercedes Garza	78	23	24	31
Joe Jaworski	28	5	6	17

DEM Comptroller of Public Accounts

Vote For 1

	TOTAL	Election Day	Absentee	Early Voting
Angel Luis Vega	38	12	11	15
Janet T. Dudding	59	15	13	31

DEM Commissioner of the General Land Office

Vote For 1

	TOTAL	Election Day	Absentee	Early Voting
Sandragrace Martinez	65	23	16	26
Jay Kleberg	35	5	10	20

DEM County Judge County Races

Vote For 1

	TOTAL	Election Day	Absentee	Early Voting
Ina Minjarez	56	15	15	26
Peter Sakai	54	15	13	26

DEM Judge, County Court at Law No. 2 County Races

Vote For 1

	TOTAL	Election Day	Absentee	Early Voting
Melissa Saenz	57	19	10	28
Maria Teresa Garcia	41	8	15	18

Summary Results Report
May 24, 2022 Joint Primary Runoff Election
May 24, 2022

UNOFFICIAL RESULTS

Bexar County

4055

DEM District Clerk County Races

Vote For 1

	TOTAL	Election Day	Absentee	Early Voting
Gloria A. Martinez	54	13	14	27
Christine "Chris" Castillo	44	13	10	21

DEM Justice of the Peace, Precinct No. 4, Place 1 Justice of the Peace, Precinct No. 4

Vote For 1

	TOTAL	Election Day	Absentee	Early Voting
Yolanda Acuña Uresti	58	15	19	24
Michele Garcia	44	13	9	22

RETRIEVED FROM DEMOCRACYDOCKET.COM

Summary Results Report
May 24, 2022 Joint Primary Runoff Election
May 24, 2022

UNOFFICIAL RESULTS

Bexar County

4056

Statistics

	TOTAL	Election Day	Absentee	Early Voting
Registered Voters - Total	3,375			
Ballots Cast - Total	386	150	68	168
Ballots Cast - Democratic Party	227	75	52	100
Voter Turnout - Total	11.44%			

DEM United States Representative, District 28 United States Representative, District 28

Vote For 1

	TOTAL	Election Day	Absentee	Early Voting
Jessica Cisneros	201	72	39	90
Henry Cuellar	26	3	13	10

DEM Lieutenant Governor

Vote For 1

	TOTAL	Election Day	Absentee	Early Voting
Michelle Beckley	135	46	29	60
Mike Collier	77	23	20	34

DEM Attorney General

Vote For 1

	TOTAL	Election Day	Absentee	Early Voting
Rochelle Mercedes Garza	176	58	37	81
Joe Jaworski	37	10	12	15

DEM Comptroller of Public Accounts

Vote For 1

	TOTAL	Election Day	Absentee	Early Voting
Angel Luis Vega	83	29	21	33
Janet T. Dudding	120	37	27	56

DEM Commissioner of the General Land Office

Vote For 1

	TOTAL	Election Day	Absentee	Early Voting
Sandragrace Martinez	140	52	24	64
Jay Kleberg	64	12	25	27

DEM County Judge County Races

Vote For 1

	TOTAL	Election Day	Absentee	Early Voting
Ina Minjarez	102	34	13	55
Peter Sakai	114	35	38	41

DEM Judge, County Court at Law No. 2 County Races

Vote For 1

	TOTAL	Election Day	Absentee	Early Voting
Melissa Saenz	113	33	26	54
Maria Teresa Garcia	88	32	19	37

Summary Results Report
May 24, 2022 Joint Primary Runoff Election
May 24, 2022

UNOFFICIAL RESULTS

Bexar County

4056

DEM District Clerk County Races

Vote For 1

	TOTAL	Election Day	Absentee	Early Voting
Gloria A. Martinez	126	43	22	61
Christine "Chris" Castillo	82	24	23	35

DEM Justice of the Peace, Precinct No. 4, Place 1 Justice of the Peace, Precinct No. 4

Vote For 1

	TOTAL	Election Day	Absentee	Early Voting
Yolanda Acuña Uresti	79	24	13	42
Michele Garcia	123	41	29	53

RETRIEVED FROM DEMOCRACYDOCKET.COM

Summary Results Report
May 24, 2022 Joint Primary Runoff Election
May 24, 2022

UNOFFICIAL RESULTS

Bexar County

4057

Statistics

	TOTAL	Election Day	Absentee	Early Voting
Registered Voters - Total	1,672			
Ballots Cast - Total	390	106	59	225
Ballots Cast - Democratic Party	188	45	31	112
Voter Turnout - Total	23.33%			

DEM United States Representative, District 28 United States Representative, District 28

Vote For 1

	TOTAL	Election Day	Absentee	Early Voting
Jessica Cisneros	153	35	24	94
Henry Cuellar	34	9	7	18

DEM Lieutenant Governor

Vote For 1

	TOTAL	Election Day	Absentee	Early Voting
Michelle Beckley	91	21	11	59
Mike Collier	84	19	17	48

DEM Attorney General

Vote For 1

	TOTAL	Election Day	Absentee	Early Voting
Rochelle Mercedes Garza	123	34	19	70
Joe Jaworski	52	7	9	36

DEM Comptroller of Public Accounts

Vote For 1

	TOTAL	Election Day	Absentee	Early Voting
Angel Luis Vega	67	14	7	46
Janet T. Dudding	98	25	19	54

DEM Commissioner of the General Land Office

Vote For 1

	TOTAL	Election Day	Absentee	Early Voting
Sandragrace Martinez	101	26	17	58
Jay Kleberg	63	13	9	41

DEM County Judge County Races

Vote For 1

	TOTAL	Election Day	Absentee	Early Voting
Ina Minjarez	67	18	11	38
Peter Sakai	110	24	19	67

DEM Judge, County Court at Law No. 2 County Races

Vote For 1

	TOTAL	Election Day	Absentee	Early Voting
Melissa Saenz	101	23	18	60
Maria Teresa Garcia	58	14	9	35

Summary Results Report
May 24, 2022 Joint Primary Runoff Election
May 24, 2022

UNOFFICIAL RESULTS

Bexar County

4057

DEM District Clerk County Races

Vote For 1

	TOTAL	Election Day	Absentee	Early Voting
Gloria A. Martinez	81	17	9	55
Christine "Chris" Castillo	79	21	17	41

DEM Justice of the Peace, Precinct No. 4, Place 1 Justice of the Peace, Precinct No. 4

Vote For 1

	TOTAL	Election Day	Absentee	Early Voting
Yolanda Acuña Uresti	83	16	16	51
Michele Garcia	81	19	11	51

RETRIEVED FROM DEMOCRACYDOCKET.COM

Summary Results Report
May 24, 2022 Joint Primary Runoff Election
May 24, 2022

UNOFFICIAL RESULTS

Bexar County

4058

Statistics

	TOTAL	Election Day	Absentee	Early Voting
Registered Voters - Total	2,054			
Ballots Cast - Total	260	96	33	131
Ballots Cast - Democratic Party	121	32	23	66
Voter Turnout - Total	12.66%			

DEM United States Representative, District 28 United States Representative, District 28

Vote For 1

	TOTAL	Election Day	Absentee	Early Voting
Jessica Cisneros	106	30	17	59
Henry Cuellar	12	2	6	4

DEM Lieutenant Governor

Vote For 1

	TOTAL	Election Day	Absentee	Early Voting
Michelle Beckley	75	26	7	42
Mike Collier	39	6	14	19

DEM Attorney General

Vote For 1

	TOTAL	Election Day	Absentee	Early Voting
Rochelle Mercedes Garza	87	22	16	49
Joe Jaworski	27	8	7	12

DEM Comptroller of Public Accounts

Vote For 1

	TOTAL	Election Day	Absentee	Early Voting
Angel Luis Vega	49	10	10	29
Janet T. Dudding	59	18	12	29

DEM Commissioner of the General Land Office

Vote For 1

	TOTAL	Election Day	Absentee	Early Voting
Sandragrace Martinez	75	19	14	42
Jay Kleberg	36	12	8	16

DEM County Judge County Races

Vote For 1

	TOTAL	Election Day	Absentee	Early Voting
Ina Minjarez	64	18	9	37
Peter Sakai	49	9	13	27

DEM Judge, County Court at Law No. 2 County Races

Vote For 1

	TOTAL	Election Day	Absentee	Early Voting
Melissa Saenz	60	18	11	31
Maria Teresa Garcia	48	11	9	28

Summary Results Report
May 24, 2022 Joint Primary Runoff Election
May 24, 2022

UNOFFICIAL RESULTS

Bexar County

4058

DEM District Clerk County Races

Vote For 1

	TOTAL	Election Day	Absentee	Early Voting
Gloria A. Martinez	61	16	12	33
Christine "Chris" Castillo	49	14	8	27

DEM Justice of the Peace, Precinct No. 4, Place 1 Justice of the Peace, Precinct No. 4

Vote For 1

	TOTAL	Election Day	Absentee	Early Voting
Yolanda Acuña Uresti	42	10	6	26
Michele Garcia	67	20	12	35

RETRIEVED FROM DEMOCRACYDOCKET.COM

Summary Results Report
May 24, 2022 Joint Primary Runoff Election
May 24, 2022

UNOFFICIAL RESULTS

Bexar County

4059

Statistics

	TOTAL	Election Day	Absentee	Early Voting
Registered Voters - Total	2,334			
Ballots Cast - Total	249	100	37	112
Ballots Cast - Democratic Party	168	62	25	81
Voter Turnout - Total	10.67%			

DEM United States Representative, District 28 United States Representative, District 28

Vote For 1

	TOTAL	Election Day	Absentee	Early Voting
Jessica Cisneros	146	56	19	71
Henry Cuellar	22	6	6	10

DEM Lieutenant Governor

Vote For 1

	TOTAL	Election Day	Absentee	Early Voting
Michelle Beckley	98	38	14	46
Mike Collier	64	22	10	32

DEM Attorney General

Vote For 1

	TOTAL	Election Day	Absentee	Early Voting
Rochelle Mercedes Garza	116	47	14	55
Joe Jaworski	45	12	9	24

DEM Comptroller of Public Accounts

Vote For 1

	TOTAL	Election Day	Absentee	Early Voting
Angel Luis Vega	67	29	10	28
Janet T. Dudding	87	26	14	47

DEM Commissioner of the General Land Office

Vote For 1

	TOTAL	Election Day	Absentee	Early Voting
Sandragrace Martinez	101	38	13	50
Jay Kleberg	55	18	11	26

DEM County Judge County Races

Vote For 1

	TOTAL	Election Day	Absentee	Early Voting
Ina Minjarez	76	34	7	35
Peter Sakai	86	25	17	44

DEM Judge, County Court at Law No. 2 County Races

Vote For 1

	TOTAL	Election Day	Absentee	Early Voting
Melissa Saenz	95	35	15	45
Maria Teresa Garcia	59	19	9	31

Summary Results Report
May 24, 2022 Joint Primary Runoff Election
May 24, 2022

UNOFFICIAL RESULTS

Bexar County

4059

DEM District Clerk County Races

Vote For 1

	TOTAL	Election Day	Absentee	Early Voting
Gloria A. Martinez	80	30	11	39
Christine "Chris" Castillo	70	23	13	34

DEM Justice of the Peace, Precinct No. 4, Place 1 Justice of the Peace, Precinct No. 4

Vote For 1

	TOTAL	Election Day	Absentee	Early Voting
Yolanda Acuña Uresti	71	28	10	33
Michele Garcia	80	26	14	40

RETRIEVED FROM DEMOCRACYDOCKET.COM

Summary Results Report
May 24, 2022 Joint Primary Runoff Election
May 24, 2022

UNOFFICIAL RESULTS

Bexar County

4060

Statistics

	TOTAL	Election Day	Absentee	Early Voting
Registered Voters - Total	2,164			
Ballots Cast - Total	177	68	70	39
Ballots Cast - Democratic Party	106	36	44	26
Voter Turnout - Total	8.18%			

DEM Lieutenant Governor

Vote For 1

	TOTAL	Election Day	Absentee	Early Voting
Michelle Beckley	64	23	26	15
Mike Collier	38	11	16	11

DEM Attorney General

Vote For 1

	TOTAL	Election Day	Absentee	Early Voting
Rochelle Mercedes Garza	74	27	31	16
Joe Jaworski	26	5	11	10

DEM Comptroller of Public Accounts

Vote For 1

	TOTAL	Election Day	Absentee	Early Voting
Angel Luis Vega	39	18	11	10
Janet T. Dudding	61	14	32	15

DEM Commissioner of the General Land Office

Vote For 1

	TOTAL	Election Day	Absentee	Early Voting
Sandragrace Martinez	62	28	17	17
Jay Kleberg	39	5	25	9

DEM County Judge County Races

Vote For 1

	TOTAL	Election Day	Absentee	Early Voting
Ina Minjarez	42	13	18	11
Peter Sakai	58	20	24	14

DEM Judge, County Court at Law No. 2 County Races

Vote For 1

	TOTAL	Election Day	Absentee	Early Voting
Melissa Saenz	57	22	23	12
Maria Teresa Garcia	42	11	19	12

DEM District Clerk County Races

Vote For 1

	TOTAL	Election Day	Absentee	Early Voting
Gloria A. Martinez	52	18	21	13
Christine "Chris" Castillo	46	14	21	11

Summary Results Report
May 24, 2022 Joint Primary Runoff Election
May 24, 2022

UNOFFICIAL RESULTS

Bexar County

4060

DEM Justice of the Peace, Precinct No. 4, Place 1 Justice of the Peace, Precinct No. 4

Vote For 1

	TOTAL	Election Day	Absentee	Early Voting
Yolanda Acuña Uresti	57	18	24	15
Michele Garcia	41	15	17	9

RETRIEVED FROM DEMOCRACYDOCKET.COM

Summary Results Report
May 24, 2022 Joint Primary Runoff Election
May 24, 2022

UNOFFICIAL RESULTS

Bexar County

4061

Statistics

	TOTAL	Election Day	Absentee	Early Voting
Registered Voters - Total	2,682			
Ballots Cast - Total	122	59	24	39
Ballots Cast - Democratic Party	90	43	18	29
Voter Turnout - Total	4.55%			

DEM Lieutenant Governor

Vote For 1

	TOTAL	Election Day	Absentee	Early Voting
Michelle Beckley	53	27	11	15
Mike Collier	32	13	6	13

DEM Attorney General

Vote For 1

	TOTAL	Election Day	Absentee	Early Voting
Rochelle Mercedes Garza	68	39	11	18
Joe Jaworski	17	2	6	9

DEM Comptroller of Public Accounts

Vote For 1

	TOTAL	Election Day	Absentee	Early Voting
Angel Luis Vega	42	20	10	12
Janet T. Dudding	43	21	7	15

DEM Commissioner of the General Land Office

Vote For 1

	TOTAL	Election Day	Absentee	Early Voting
Sandragrace Martinez	65	36	12	17
Jay Kleberg	20	6	5	9

DEM County Judge County Races

Vote For 1

	TOTAL	Election Day	Absentee	Early Voting
Ina Minjarez	42	27	5	10
Peter Sakai	46	16	13	17

DEM Judge, County Court at Law No. 2 County Races

Vote For 1

	TOTAL	Election Day	Absentee	Early Voting
Melissa Saenz	41	21	8	12
Maria Teresa Garcia	43	20	9	14

DEM District Clerk County Races

Vote For 1

	TOTAL	Election Day	Absentee	Early Voting
Gloria A. Martinez	55	25	11	19
Christine "Chris" Castillo	27	14	7	6

Summary Results Report
May 24, 2022 Joint Primary Runoff Election
May 24, 2022

UNOFFICIAL RESULTS

Bexar County

4061

DEM Justice of the Peace, Precinct No. 4, Place 1 Justice of the Peace, Precinct No. 4

Vote For 1

	TOTAL	Election Day	Absentee	Early Voting
Yolanda Acuña Uresti	51	22	13	16
Michele Garcia	35	20	5	10

RETRIEVED FROM DEMOCRACYDOCKET.COM

Summary Results Report
May 24, 2022 Joint Primary Runoff Election
May 24, 2022

UNOFFICIAL RESULTS

Bexar County

4062

Statistics

	TOTAL	Election Day	Absentee	Early Voting
Registered Voters - Total	738			
Ballots Cast - Total	68	33	7	28
Ballots Cast - Democratic Party	48	21	5	22
Voter Turnout - Total	9.21%			

DEM United States Representative, District 28 United States Representative, District 28

Vote For 1

	TOTAL	Election Day	Absentee	Early Voting
Jessica Cisneros	40	16	4	20
Henry Cuellar	8	5	1	2

DEM Lieutenant Governor

Vote For 1

	TOTAL	Election Day	Absentee	Early Voting
Michelle Beckley	35	15	3	17
Mike Collier	8	4	1	3

DEM Attorney General

Vote For 1

	TOTAL	Election Day	Absentee	Early Voting
Rochelle Mercedes Garza	39	18	3	18
Joe Jaworski	3	1	0	2

DEM Comptroller of Public Accounts

Vote For 1

	TOTAL	Election Day	Absentee	Early Voting
Angel Luis Vega	26	11	3	12
Janet T. Dudding	13	7	0	6

DEM Commissioner of the General Land Office

Vote For 1

	TOTAL	Election Day	Absentee	Early Voting
Sandragrace Martinez	32	15	4	13
Jay Kleberg	9	3	0	6

DEM County Judge County Races

Vote For 1

	TOTAL	Election Day	Absentee	Early Voting
Ina Minjarez	18	8	2	8
Peter Sakai	27	11	3	13

DEM Judge, County Court at Law No. 2 County Races

Vote For 1

	TOTAL	Election Day	Absentee	Early Voting
Melissa Saenz	20	9	2	9
Maria Teresa Garcia	24	11	2	11

Summary Results Report
May 24, 2022 Joint Primary Runoff Election
May 24, 2022

UNOFFICIAL RESULTS

Bexar County

4062

DEM District Clerk County Races

Vote For 1

	TOTAL	Election Day	Absentee	Early Voting
Gloria A. Martinez	21	11	4	6
Christine "Chris" Castillo	21	8	0	13

DEM Justice of the Peace, Precinct No. 4, Place 1 Justice of the Peace, Precinct No. 4

Vote For 1

	TOTAL	Election Day	Absentee	Early Voting
Yolanda Acuña Uresti	14	4	4	6
Michele Garcia	30	16	0	14

RETRIEVED FROM DEMOCRACYDOCKET.COM

Summary Results Report
May 24, 2022 Joint Primary Runoff Election
May 24, 2022

UNOFFICIAL RESULTS

Bexar County

4063

Statistics

	TOTAL	Election Day	Absentee	Early Voting
Registered Voters - Total	1,111			
Ballots Cast - Total	78	31	16	31
Ballots Cast - Democratic Party	55	20	13	22
Voter Turnout - Total	7.02%			

DEM Lieutenant Governor

Vote For 1

	TOTAL	Election Day	Absentee	Early Voting
Michelle Beckley	28	15	5	8
Mike Collier	23	5	8	10

DEM Attorney General

Vote For 1

	TOTAL	Election Day	Absentee	Early Voting
Rochelle Mercedes Garza	41	17	11	13
Joe Jaworski	11	2	2	7

DEM Comptroller of Public Accounts

Vote For 1

	TOTAL	Election Day	Absentee	Early Voting
Angel Luis Vega	30	7	11	12
Janet T. Dudding	20	11	2	7

DEM Commissioner of the General Land Office

Vote For 1

	TOTAL	Election Day	Absentee	Early Voting
Sandragrace Martinez	36	17	8	11
Jay Kleberg	12	1	4	7

DEM County Judge County Races

Vote For 1

	TOTAL	Election Day	Absentee	Early Voting
Ina Minjarez	21	11	1	9
Peter Sakai	33	8	12	13

DEM Judge, County Court at Law No. 2 County Races

Vote For 1

	TOTAL	Election Day	Absentee	Early Voting
Melissa Saenz	27	9	5	13
Maria Teresa Garcia	23	9	8	6

DEM District Clerk County Races

Vote For 1

	TOTAL	Election Day	Absentee	Early Voting
Gloria A. Martinez	28	7	7	14
Christine "Chris" Castillo	22	11	6	5

Summary Results Report
May 24, 2022 Joint Primary Runoff Election
May 24, 2022

UNOFFICIAL RESULTS

Bexar County

4063

DEM Justice of the Peace, Precinct No. 4, Place 1 Justice of the Peace, Precinct No. 4

Vote For 1

	TOTAL	Election Day	Absentee	Early Voting
Yolanda Acuña Uresti	24	5	5	14
Michele Garcia	28	14	8	6

RETRIEVED FROM DEMOCRACYDOCKET.COM

Summary Results Report
May 24, 2022 Joint Primary Runoff Election
May 24, 2022

UNOFFICIAL RESULTS

Bexar County

4064

Statistics

	TOTAL	Election Day	Absentee	Early Voting
Registered Voters - Total	2,356			
Ballots Cast - Total	242	157	32	53
Ballots Cast - Democratic Party	128	72	26	30
Voter Turnout - Total	10.27%			

DEM Lieutenant Governor

Vote For 1

	TOTAL	Election Day	Absentee	Early Voting
Michelle Beckley	71	42	15	14
Mike Collier	49	27	9	13

DEM Attorney General

Vote For 1

	TOTAL	Election Day	Absentee	Early Voting
Rochelle Mercedes Garza	80	47	16	17
Joe Jaworski	42	22	10	10

DEM Comptroller of Public Accounts

Vote For 1

	TOTAL	Election Day	Absentee	Early Voting
Angel Luis Vega	57	38	9	10
Janet T. Dudding	67	32	17	18

DEM Commissioner of the General Land Office

Vote For 1

	TOTAL	Election Day	Absentee	Early Voting
Sandragrace Martinez	80	46	16	18
Jay Kleberg	43	24	10	9

DEM County Judge County Races

Vote For 1

	TOTAL	Election Day	Absentee	Early Voting
Ina Minjarez	48	28	8	12
Peter Sakai	75	42	18	15

DEM Judge, County Court at Law No. 2 County Races

Vote For 1

	TOTAL	Election Day	Absentee	Early Voting
Melissa Saenz	63	35	14	14
Maria Teresa Garcia	59	35	11	13

DEM District Clerk County Races

Vote For 1

	TOTAL	Election Day	Absentee	Early Voting
Gloria A. Martinez	56	29	17	10
Christine "Chris" Castillo	65	40	8	17

Summary Results Report
May 24, 2022 Joint Primary Runoff Election
May 24, 2022

UNOFFICIAL RESULTS

Bexar County

4064

DEM Justice of the Peace, Precinct No. 4, Place 1 Justice of the Peace, Precinct No. 4

Vote For 1

	TOTAL	Election Day	Absentee	Early Voting
Yolanda Acuña Uresti	57	28	12	17
Michele Garcia	67	43	12	12

RETRIEVED FROM DEMOCRACYDOCKET.COM

Summary Results Report
May 24, 2022 Joint Primary Runoff Election
May 24, 2022

UNOFFICIAL RESULTS

Bexar County

4065

Statistics

	TOTAL	Election Day	Absentee	Early Voting
Registered Voters - Total	2,147			
Ballots Cast - Total	126	46	22	58
Ballots Cast - Democratic Party	92	26	22	44
Voter Turnout - Total	5.87%			

DEM Lieutenant Governor

Vote For 1

	TOTAL	Election Day	Absentee	Early Voting
Michelle Beckley	50	14	9	27
Mike Collier	41	12	13	16

DEM Attorney General

Vote For 1

	TOTAL	Election Day	Absentee	Early Voting
Rochelle Mercedes Garza	63	22	14	27
Joe Jaworski	26	3	8	15

DEM Comptroller of Public Accounts

Vote For 1

	TOTAL	Election Day	Absentee	Early Voting
Angel Luis Vega	37	9	10	18
Janet T. Dudding	49	15	11	23

DEM Commissioner of the General Land Office

Vote For 1

	TOTAL	Election Day	Absentee	Early Voting
Sandragrace Martinez	57	12	13	32
Jay Kleberg	31	12	9	10

DEM County Judge County Races

Vote For 1

	TOTAL	Election Day	Absentee	Early Voting
Ina Minjarez	37	11	8	18
Peter Sakai	53	13	14	26

DEM Judge, County Court at Law No. 2 County Races

Vote For 1

	TOTAL	Election Day	Absentee	Early Voting
Melissa Saenz	40	16	7	17
Maria Teresa Garcia	48	8	15	25

DEM District Clerk County Races

Vote For 1

	TOTAL	Election Day	Absentee	Early Voting
Gloria A. Martinez	51	13	14	24
Christine "Chris" Castillo	39	12	8	19

Summary Results Report
May 24, 2022 Joint Primary Runoff Election
May 24, 2022

UNOFFICIAL RESULTS

Bexar County

4065

DEM Justice of the Peace, Precinct No. 4, Place 1 Justice of the Peace, Precinct No. 4

Vote For 1

	TOTAL	Election Day	Absentee	Early Voting
Yolanda Acuña Uresti	33	10	6	17
Michele Garcia	55	15	16	24

RETRIEVED FROM DEMOCRACYDOCKET.COM

Summary Results Report
May 24, 2022 Joint Primary Runoff Election
May 24, 2022

UNOFFICIAL RESULTS

Bexar County

4066

Statistics

	TOTAL	Election Day	Absentee	Early Voting
Registered Voters - Total	3,516			
Ballots Cast - Total	232	90	48	94
Ballots Cast - Democratic Party	173	68	39	66
Voter Turnout - Total	6.60%			

DEM Lieutenant Governor

Vote For 1

	TOTAL	Election Day	Absentee	Early Voting
Michelle Beckley	88	37	16	35
Mike Collier	77	29	20	28

DEM Attorney General

Vote For 1

	TOTAL	Election Day	Absentee	Early Voting
Rochelle Mercedes Garza	121	55	20	46
Joe Jaworski	45	12	16	17

DEM Comptroller of Public Accounts

Vote For 1

	TOTAL	Election Day	Absentee	Early Voting
Angel Luis Vega	67	25	18	24
Janet T. Dudding	94	39	17	38

DEM Commissioner of the General Land Office

Vote For 1

	TOTAL	Election Day	Absentee	Early Voting
Sandragrace Martinez	100	48	14	38
Jay Kleberg	62	16	21	25

DEM County Judge County Races

Vote For 1

	TOTAL	Election Day	Absentee	Early Voting
Ina Minjarez	60	35	7	18
Peter Sakai	110	31	31	48

DEM Judge, County Court at Law No. 2 County Races

Vote For 1

	TOTAL	Election Day	Absentee	Early Voting
Melissa Saenz	95	34	25	36
Maria Teresa Garcia	67	30	10	27

DEM District Clerk County Races

Vote For 1

	TOTAL	Election Day	Absentee	Early Voting
Gloria A. Martinez	87	32	19	36
Christine "Chris" Castillo	76	32	16	28

Summary Results Report
May 24, 2022 Joint Primary Runoff Election
May 24, 2022

UNOFFICIAL RESULTS

Bexar County

4066

DEM Justice of the Peace, Precinct No. 4, Place 1 Justice of the Peace, Precinct No. 4

Vote For 1

	TOTAL	Election Day	Absentee	Early Voting
Yolanda Acuña Uresti	85	34	14	37
Michele Garcia	81	30	24	27

RETRIEVED FROM DEMOCRACYDOCKET.COM

Summary Results Report
May 24, 2022 Joint Primary Runoff Election
May 24, 2022

UNOFFICIAL RESULTS

Bexar County

4067

Statistics

	TOTAL	Election Day	Absentee	Early Voting
Registered Voters - Total	2,195			
Ballots Cast - Total	144	54	19	71
Ballots Cast - Democratic Party	76	30	14	32
Voter Turnout - Total	6.56%			

DEM Lieutenant Governor

Vote For 1

	TOTAL	Election Day	Absentee	Early Voting
Michelle Beckley	50	19	6	25
Mike Collier	26	11	8	7

DEM Attorney General

Vote For 1

	TOTAL	Election Day	Absentee	Early Voting
Rochelle Mercedes Garza	50	22	6	22
Joe Jaworski	24	6	8	10

DEM Comptroller of Public Accounts

Vote For 1

	TOTAL	Election Day	Absentee	Early Voting
Angel Luis Vega	28	11	8	9
Janet T. Dudding	45	17	6	22

DEM Commissioner of the General Land Office

Vote For 1

	TOTAL	Election Day	Absentee	Early Voting
Sandragrace Martinez	50	25	6	19
Jay Kleberg	24	4	8	12

DEM County Judge County Races

Vote For 1

	TOTAL	Election Day	Absentee	Early Voting
Ina Minjarez	34	13	4	17
Peter Sakai	41	16	10	15

DEM Judge, County Court at Law No. 2 County Races

Vote For 1

	TOTAL	Election Day	Absentee	Early Voting
Melissa Saenz	38	15	7	16
Maria Teresa Garcia	35	12	7	16

DEM District Clerk County Races

Vote For 1

	TOTAL	Election Day	Absentee	Early Voting
Gloria A. Martinez	39	13	9	17
Christine "Chris" Castillo	35	15	5	15

Summary Results Report
May 24, 2022 Joint Primary Runoff Election
May 24, 2022

UNOFFICIAL RESULTS

Bexar County

4067

DEM Justice of the Peace, Precinct No. 4, Place 1 Justice of the Peace, Precinct No. 4

Vote For 1

	TOTAL	Election Day	Absentee	Early Voting
Yolanda Acuña Uresti	38	16	5	17
Michele Garcia	36	12	9	15

RETRIEVED FROM DEMOCRACYDOCKET.COM

Summary Results Report
May 24, 2022 Joint Primary Runoff Election
May 24, 2022

UNOFFICIAL RESULTS

Bexar County

4068

Statistics

	TOTAL	Election Day	Absentee	Early Voting
Registered Voters - Total	888			
Ballots Cast - Total	53	21	3	29
Ballots Cast - Democratic Party	33	10	3	20
Voter Turnout - Total	5.97%			

DEM Lieutenant Governor

Vote For 1

	TOTAL	Election Day	Absentee	Early Voting
Michelle Beckley	23	8	2	13
Mike Collier	10	2	1	7

DEM Attorney General

Vote For 1

	TOTAL	Election Day	Absentee	Early Voting
Rochelle Mercedes Garza	24	9	2	13
Joe Jaworski	9	1	1	7

DEM Comptroller of Public Accounts

Vote For 1

	TOTAL	Election Day	Absentee	Early Voting
Angel Luis Vega	18	7	1	10
Janet T. Dudding	15	3	2	10

DEM Commissioner of the General Land Office

Vote For 1

	TOTAL	Election Day	Absentee	Early Voting
Sandragrace Martinez	22	8	1	13
Jay Kleberg	11	2	2	7

DEM County Judge County Races

Vote For 1

	TOTAL	Election Day	Absentee	Early Voting
Ina Minjarez	19	8	1	10
Peter Sakai	14	2	2	10

DEM Judge, County Court at Law No. 2 County Races

Vote For 1

	TOTAL	Election Day	Absentee	Early Voting
Melissa Saenz	15	4	1	10
Maria Teresa Garcia	15	6	1	8

DEM District Clerk County Races

Vote For 1

	TOTAL	Election Day	Absentee	Early Voting
Gloria A. Martinez	16	4	0	12
Christine "Chris" Castillo	14	6	2	6

Summary Results Report
May 24, 2022 Joint Primary Runoff Election
May 24, 2022

UNOFFICIAL RESULTS

Bexar County

4068

DEM Justice of the Peace, Precinct No. 4, Place 1 Justice of the Peace, Precinct No. 4

Vote For 1

	TOTAL	Election Day	Absentee	Early Voting
Yolanda Acuña Uresti	17	5	2	10
Michele Garcia	13	5	0	8

RETRIEVED FROM DEMOCRACYDOCKET.COM

Summary Results Report
May 24, 2022 Joint Primary Runoff Election
May 24, 2022

UNOFFICIAL RESULTS

Bexar County

4069

Statistics

	TOTAL	Election Day	Absentee	Early Voting
Registered Voters - Total	942			
Ballots Cast - Total	182	97	17	68
Ballots Cast - Democratic Party	82	33	13	36
Voter Turnout - Total	19.32%			

DEM United States Representative, District 28 United States Representative, District 28

Vote For 1

	TOTAL	Election Day	Absentee	Early Voting
Jessica Cisneros	69	24	11	34
Henry Cuellar	12	8	2	2

DEM Lieutenant Governor

Vote For 1

	TOTAL	Election Day	Absentee	Early Voting
Michelle Beckley	40	15	7	18
Mike Collier	36	16	6	14

DEM Attorney General

Vote For 1

	TOTAL	Election Day	Absentee	Early Voting
Rochelle Mercedes Garza	48	18	9	21
Joe Jaworski	30	13	4	13

DEM Comptroller of Public Accounts

Vote For 1

	TOTAL	Election Day	Absentee	Early Voting
Angel Luis Vega	36	17	7	12
Janet T. Dudding	35	10	6	19

DEM Commissioner of the General Land Office

Vote For 1

	TOTAL	Election Day	Absentee	Early Voting
Sandragrace Martinez	43	15	10	18
Jay Kleberg	32	16	3	13

DEM County Judge County Races

Vote For 1

	TOTAL	Election Day	Absentee	Early Voting
Ina Minjarez	26	9	6	11
Peter Sakai	53	23	6	24

DEM Judge, County Court at Law No. 2 County Races

Vote For 1

	TOTAL	Election Day	Absentee	Early Voting
Melissa Saenz	39	13	7	19
Maria Teresa Garcia	34	13	6	15

Summary Results Report
May 24, 2022 Joint Primary Runoff Election
May 24, 2022

UNOFFICIAL RESULTS

Bexar County

4069

DEM District Clerk County Races

Vote For 1

	TOTAL	Election Day	Absentee	Early Voting
Gloria A. Martinez	36	14	6	16
Christine "Chris" Castillo	37	14	6	17

DEM Justice of the Peace, Precinct No. 4, Place 1 Justice of the Peace, Precinct No. 4

Vote For 1

	TOTAL	Election Day	Absentee	Early Voting
Yolanda Acuña Uresti	32	14	1	17
Michele Garcia	43	14	12	17

RETRIEVED FROM DEMOCRACYDOCKET.COM

Summary Results Report
May 24, 2022 Joint Primary Runoff Election
May 24, 2022

UNOFFICIAL RESULTS

Bexar County

4070

Statistics

	TOTAL	Election Day	Absentee	Early Voting
Registered Voters - Total	3,232			
Ballots Cast - Total	489	150	58	281
Ballots Cast - Democratic Party	406	117	49	240
Voter Turnout - Total	15.13%			

DEM United States Representative, District 28 United States Representative, District 28

Vote For 1

	TOTAL	Election Day	Absentee	Early Voting
Jessica Cisneros	335	95	44	196
Henry Cuellar	68	21	5	42

DEM Lieutenant Governor

Vote For 1

	TOTAL	Election Day	Absentee	Early Voting
Michelle Beckley	241	71	28	142
Mike Collier	135	37	20	78

DEM Attorney General

Vote For 1

	TOTAL	Election Day	Absentee	Early Voting
Rochelle Mercedes Garza	297	90	29	178
Joe Jaworski	92	23	20	49

DEM Comptroller of Public Accounts

Vote For 1

	TOTAL	Election Day	Absentee	Early Voting
Angel Luis Vega	202	54	26	122
Janet T. Dudding	169	49	21	99

DEM Commissioner of the General Land Office

Vote For 1

	TOTAL	Election Day	Absentee	Early Voting
Sandragrace Martinez	258	73	24	161
Jay Kleberg	116	30	24	62

DEM County Judge County Races

Vote For 1

	TOTAL	Election Day	Absentee	Early Voting
Ina Minjarez	109	39	9	61
Peter Sakai	288	74	38	176

DEM Judge, County Court at Law No. 2 County Races

Vote For 1

	TOTAL	Election Day	Absentee	Early Voting
Melissa Saenz	220	60	30	130
Maria Teresa Garcia	159	46	19	94

Summary Results Report
May 24, 2022 Joint Primary Runoff Election
May 24, 2022

UNOFFICIAL RESULTS

Bexar County

4070

DEM District Clerk County Races

Vote For 1

	TOTAL	Election Day	Absentee	Early Voting
Gloria A. Martinez	233	58	35	140
Christine "Chris" Castillo	146	46	13	87

DEM Justice of the Peace, Precinct No. 4, Place 1 Justice of the Peace, Precinct No. 4

Vote For 1

	TOTAL	Election Day	Absentee	Early Voting
Yolanda Acuña Uresti	179	56	17	106
Michele Garcia	203	50	31	122

RETRIEVED FROM DEMOCRACYDOCKET.COM

Summary Results Report
May 24, 2022 Joint Primary Runoff Election
May 24, 2022

UNOFFICIAL RESULTS

Bexar County

4071

Statistics

	TOTAL	Election Day	Absentee	Early Voting
Registered Voters - Total	1,569			
Ballots Cast - Total	249	180	21	48
Ballots Cast - Democratic Party	61	34	8	19
Voter Turnout - Total	15.87%			

DEM United States Representative, District 28 United States Representative, District 28

Vote For 1

	TOTAL	Election Day	Absentee	Early Voting
Jessica Cisneros	44	25	3	16
Henry Cuellar	17	9	5	3

DEM Lieutenant Governor

Vote For 1

	TOTAL	Election Day	Absentee	Early Voting
Michelle Beckley	31	15	5	11
Mike Collier	21	12	2	7

DEM Attorney General

Vote For 1

	TOTAL	Election Day	Absentee	Early Voting
Rochelle Mercedes Garza	34	20	5	9
Joe Jaworski	19	8	2	9

DEM Comptroller of Public Accounts

Vote For 1

	TOTAL	Election Day	Absentee	Early Voting
Angel Luis Vega	17	8	3	6
Janet T. Dudding	32	18	3	11

DEM Commissioner of the General Land Office

Vote For 1

	TOTAL	Election Day	Absentee	Early Voting
Sandragrace Martinez	23	14	3	6
Jay Kleberg	27	12	3	12

DEM County Judge County Races

Vote For 1

	TOTAL	Election Day	Absentee	Early Voting
Ina Minjarez	19	12	1	6
Peter Sakai	38	20	6	12

DEM Judge, County Court at Law No. 2 County Races

Vote For 1

	TOTAL	Election Day	Absentee	Early Voting
Melissa Saenz	34	17	3	14
Maria Teresa Garcia	16	9	4	3

Summary Results Report
May 24, 2022 Joint Primary Runoff Election
May 24, 2022

UNOFFICIAL RESULTS

Bexar County

4071

DEM District Clerk County Races

Vote For 1

	TOTAL	Election Day	Absentee	Early Voting
Gloria A. Martinez	28	13	5	10
Christine "Chris" Castillo	22	13	1	8

DEM Justice of the Peace, Precinct No. 4, Place 1 Justice of the Peace, Precinct No. 4

Vote For 1

	TOTAL	Election Day	Absentee	Early Voting
Yolanda Acuña Uresti	21	13	2	6
Michele Garcia	29	13	4	12

RETRIEVED FROM DEMOCRACYDOCKET.COM

Summary Results Report
May 24, 2022 Joint Primary Runoff Election
May 24, 2022

UNOFFICIAL RESULTS

Bexar County

4072

Statistics

	TOTAL	Election Day	Absentee	Early Voting
Registered Voters - Total	3,237			
Ballots Cast - Total	380	170	27	183
Ballots Cast - Democratic Party	164	61	19	84
Voter Turnout - Total	11.74%			

DEM United States Representative, District 28 United States Representative, District 28

Vote For 1

	TOTAL	Election Day	Absentee	Early Voting
Jessica Cisneros	130	50	10	70
Henry Cuellar	33	10	9	14

DEM Lieutenant Governor

Vote For 1

	TOTAL	Election Day	Absentee	Early Voting
Michelle Beckley	77	31	5	41
Mike Collier	72	22	12	38

DEM Attorney General

Vote For 1

	TOTAL	Election Day	Absentee	Early Voting
Rochelle Mercedes Garza	101	42	4	55
Joe Jaworski	49	13	13	23

DEM Comptroller of Public Accounts

Vote For 1

	TOTAL	Election Day	Absentee	Early Voting
Angel Luis Vega	82	29	8	45
Janet T. Dudding	68	25	9	34

DEM Commissioner of the General Land Office

Vote For 1

	TOTAL	Election Day	Absentee	Early Voting
Sandragrace Martinez	91	39	7	45
Jay Kleberg	61	16	10	35

DEM County Judge County Races

Vote For 1

	TOTAL	Election Day	Absentee	Early Voting
Ina Minjarez	43	10	3	30
Peter Sakai	116	47	16	53

DEM Judge, County Court at Law No. 2 County Races

Vote For 1

	TOTAL	Election Day	Absentee	Early Voting
Melissa Saenz	90	37	10	43
Maria Teresa Garcia	58	16	7	35

Summary Results Report
May 24, 2022 Joint Primary Runoff Election
May 24, 2022

UNOFFICIAL RESULTS

Bexar County

4072

DEM District Clerk County Races

Vote For 1

	TOTAL	Election Day	Absentee	Early Voting
Gloria A. Martinez	76	27	10	39
Christine "Chris" Castillo	75	27	9	39

DEM Justice of the Peace, Precinct No. 4, Place 1 Justice of the Peace, Precinct No. 4

Vote For 1

	TOTAL	Election Day	Absentee	Early Voting
Yolanda Acuña Uresti	65	25	8	32
Michele Garcia	88	32	11	45

RETRIEVED FROM DEMOCRACYDOCKET.COM

Summary Results Report
May 24, 2022 Joint Primary Runoff Election
May 24, 2022

UNOFFICIAL RESULTS

Bexar County

4073

Statistics

	TOTAL	Election Day	Absentee	Early Voting
Registered Voters - Total	1,780			
Ballots Cast - Total	174	97	22	55
Ballots Cast - Democratic Party	103	51	19	33
Voter Turnout - Total	9.78%			

DEM United States Representative, District 28 United States Representative, District 28

Vote For 1

	TOTAL	Election Day	Absentee	Early Voting
Jessica Cisneros	89	45	14	30
Henry Cuellar	14	6	5	3

DEM Lieutenant Governor

Vote For 1

	TOTAL	Election Day	Absentee	Early Voting
Michelle Beckley	63	33	11	19
Mike Collier	36	15	8	13

DEM Attorney General

Vote For 1

	TOTAL	Election Day	Absentee	Early Voting
Rochelle Mercedes Garza	75	38	14	23
Joe Jaworski	24	11	5	8

DEM Comptroller of Public Accounts

Vote For 1

	TOTAL	Election Day	Absentee	Early Voting
Angel Luis Vega	45	22	10	13
Janet T. Dudding	47	22	9	16

DEM Commissioner of the General Land Office

Vote For 1

	TOTAL	Election Day	Absentee	Early Voting
Sandragrace Martinez	65	32	11	22
Jay Kleberg	28	12	8	8

DEM County Judge County Races

Vote For 1

	TOTAL	Election Day	Absentee	Early Voting
Ina Minjarez	35	21	5	9
Peter Sakai	63	26	14	23

DEM Judge, County Court at Law No. 2 County Races

Vote For 1

	TOTAL	Election Day	Absentee	Early Voting
Melissa Saenz	57	28	13	16
Maria Teresa Garcia	37	17	6	14

Summary Results Report
May 24, 2022 Joint Primary Runoff Election
May 24, 2022

UNOFFICIAL RESULTS

Bexar County

4073

DEM District Clerk County Races

Vote For 1

	TOTAL	Election Day	Absentee	Early Voting
Gloria A. Martinez	60	33	10	17
Christine "Chris" Castillo	33	10	9	14

DEM Justice of the Peace, Precinct No. 4, Place 1 Justice of the Peace, Precinct No. 4

Vote For 1

	TOTAL	Election Day	Absentee	Early Voting
Yolanda Acuña Uresti	40	25	7	8
Michele Garcia	55	20	11	24

RETRIEVED FROM DEMOCRACYDOCKET.COM

Summary Results Report
May 24, 2022 Joint Primary Runoff Election
May 24, 2022

UNOFFICIAL RESULTS

Bexar County

4074

Statistics

	TOTAL	Election Day	Absentee	Early Voting
Registered Voters - Total	2,385			
Ballots Cast - Total	190	92	30	68
Ballots Cast - Democratic Party	101	41	24	36
Voter Turnout - Total	7.97%			

DEM United States Representative, District 28 United States Representative, District 28

Vote For 1

	TOTAL	Election Day	Absentee	Early Voting
Jessica Cisneros	85	33	21	31
Henry Cuellar	16	8	3	5

DEM Lieutenant Governor

Vote For 1

	TOTAL	Election Day	Absentee	Early Voting
Michelle Beckley	55	22	14	19
Mike Collier	41	17	9	15

DEM Attorney General

Vote For 1

	TOTAL	Election Day	Absentee	Early Voting
Rochelle Mercedes Garza	68	29	18	21
Joe Jaworski	28	11	6	11

DEM Comptroller of Public Accounts

Vote For 1

	TOTAL	Election Day	Absentee	Early Voting
Angel Luis Vega	50	25	11	14
Janet T. Dudding	41	13	12	16

DEM Commissioner of the General Land Office

Vote For 1

	TOTAL	Election Day	Absentee	Early Voting
Sandragrace Martinez	73	32	17	24
Jay Kleberg	21	7	7	7

DEM County Judge County Races

Vote For 1

	TOTAL	Election Day	Absentee	Early Voting
Ina Minjarez	36	14	11	11
Peter Sakai	62	26	13	23

DEM Judge, County Court at Law No. 2 County Races

Vote For 1

	TOTAL	Election Day	Absentee	Early Voting
Melissa Saenz	51	24	12	15
Maria Teresa Garcia	44	15	12	17

Summary Results Report
May 24, 2022 Joint Primary Runoff Election
May 24, 2022

UNOFFICIAL RESULTS

Bexar County

4074

DEM District Clerk County Races

Vote For 1

	TOTAL	Election Day	Absentee	Early Voting
Gloria A. Martinez	54	23	13	18
Christine "Chris" Castillo	40	15	11	14

DEM Justice of the Peace, Precinct No. 4, Place 1 Justice of the Peace, Precinct No. 4

Vote For 1

	TOTAL	Election Day	Absentee	Early Voting
Yolanda Acuña Uresti	36	11	8	17
Michele Garcia	59	28	16	15

RETRIEVED FROM DEMOCRACYDOCKET.COM

Summary Results Report
May 24, 2022 Joint Primary Runoff Election
May 24, 2022

UNOFFICIAL RESULTS

Bexar County

4075

Statistics

	TOTAL	Election Day	Absentee	Early Voting
Registered Voters - Total	644			
Ballots Cast - Total	84	46	5	33
Ballots Cast - Democratic Party	69	37	5	27
Voter Turnout - Total	13.04%			

DEM United States Representative, District 28 United States Representative, District 28

Vote For 1

	TOTAL	Election Day	Absentee	Early Voting
Jessica Cisneros	66	36	4	26
Henry Cuellar	2	0	1	1

DEM Lieutenant Governor

Vote For 1

	TOTAL	Election Day	Absentee	Early Voting
Michelle Beckley	42	20	2	20
Mike Collier	21	12	3	6

DEM Attorney General

Vote For 1

	TOTAL	Election Day	Absentee	Early Voting
Rochelle Mercedes Garza	50	28	1	21
Joe Jaworski	15	6	4	5

DEM Comptroller of Public Accounts

Vote For 1

	TOTAL	Election Day	Absentee	Early Voting
Angel Luis Vega	41	19	4	18
Janet T. Dudding	19	10	1	8

DEM Commissioner of the General Land Office

Vote For 1

	TOTAL	Election Day	Absentee	Early Voting
Sandragrace Martinez	46	24	3	19
Jay Kleberg	17	8	2	7

DEM County Judge County Races

Vote For 1

	TOTAL	Election Day	Absentee	Early Voting
Ina Minjarez	23	13	1	9
Peter Sakai	41	19	4	18

DEM Judge, County Court at Law No. 2 County Races

Vote For 1

	TOTAL	Election Day	Absentee	Early Voting
Melissa Saenz	29	13	2	14
Maria Teresa Garcia	34	18	3	13

Summary Results Report
May 24, 2022 Joint Primary Runoff Election
May 24, 2022

UNOFFICIAL RESULTS

Bexar County

4075

DEM District Clerk County Races

Vote For 1

	TOTAL	Election Day	Absentee	Early Voting
Gloria A. Martinez	36	18	3	15
Christine "Chris" Castillo	30	16	2	12

DEM Justice of the Peace, Precinct No. 4, Place 1 Justice of the Peace, Precinct No. 4

Vote For 1

	TOTAL	Election Day	Absentee	Early Voting
Yolanda Acuña Uresti	21	9	1	11
Michele Garcia	44	24	4	16

RETRIEVED FROM DEMOCRACYDOCKET.COM

Summary Results Report
May 24, 2022 Joint Primary Runoff Election
May 24, 2022

UNOFFICIAL RESULTS

Bexar County

4076

Statistics

	TOTAL	Election Day	Absentee	Early Voting
Registered Voters - Total	4,008			
Ballots Cast - Total	187	101	23	63
Ballots Cast - Democratic Party	128	68	17	43
Voter Turnout - Total	4.67%			

DEM Lieutenant Governor

Vote For 1

	TOTAL	Election Day	Absentee	Early Voting
Michelle Beckley	74	45	6	23
Mike Collier	48	18	11	19

DEM Attorney General

Vote For 1

	TOTAL	Election Day	Absentee	Early Voting
Rochelle Mercedes Garza	101	56	13	32
Joe Jaworski	25	10	4	11

DEM Comptroller of Public Accounts

Vote For 1

	TOTAL	Election Day	Absentee	Early Voting
Angel Luis Vega	57	30	5	22
Janet T. Dudding	64	35	12	17

DEM Commissioner of the General Land Office

Vote For 1

	TOTAL	Election Day	Absentee	Early Voting
Sandragrace Martinez	78	42	8	28
Jay Kleberg	44	22	9	13

DEM County Judge County Races

Vote For 1

	TOTAL	Election Day	Absentee	Early Voting
Ina Minjarez	64	38	7	19
Peter Sakai	62	28	10	24

DEM Judge, County Court at Law No. 2 County Races

Vote For 1

	TOTAL	Election Day	Absentee	Early Voting
Melissa Saenz	67	31	13	23
Maria Teresa Garcia	58	34	4	20

DEM District Clerk County Races

Vote For 1

	TOTAL	Election Day	Absentee	Early Voting
Gloria A. Martinez	67	39	7	21
Christine "Chris" Castillo	58	28	9	21

Summary Results Report
May 24, 2022 Joint Primary Runoff Election
May 24, 2022

UNOFFICIAL RESULTS

Bexar County

4076

DEM Justice of the Peace, Precinct No. 4, Place 1 Justice of the Peace, Precinct No. 4

Vote For 1

	TOTAL	Election Day	Absentee	Early Voting
Yolanda Acuña Uresti	63	29	9	25
Michele Garcia	61	36	8	17

RETRIEVED FROM DEMOCRACYDOCKET.COM

Summary Results Report
May 24, 2022 Joint Primary Runoff Election
May 24, 2022

UNOFFICIAL RESULTS

Bexar County

4077

Statistics

	TOTAL	Election Day	Absentee	Early Voting
Registered Voters - Total	3,942			
Ballots Cast - Total	376	153	22	201
Ballots Cast - Democratic Party	285	109	20	156
Voter Turnout - Total	9.54%			

DEM United States Representative, District 28 United States Representative, District 28

Vote For 1

	TOTAL	Election Day	Absentee	Early Voting
Jessica Cisneros	250	96	18	136
Henry Cuellar	34	13	2	19

DEM Lieutenant Governor

Vote For 1

	TOTAL	Election Day	Absentee	Early Voting
Michelle Beckley	186	77	14	95
Mike Collier	85	28	6	51

DEM Attorney General

Vote For 1

	TOTAL	Election Day	Absentee	Early Voting
Rochelle Mercedes Garza	228	88	13	127
Joe Jaworski	42	15	7	20

DEM Comptroller of Public Accounts

Vote For 1

	TOTAL	Election Day	Absentee	Early Voting
Angel Luis Vega	126	46	6	74
Janet T. Dudding	139	55	14	70

DEM Commissioner of the General Land Office

Vote For 1

	TOTAL	Election Day	Absentee	Early Voting
Sandragrace Martinez	203	82	11	110
Jay Kleberg	62	18	9	35

DEM County Judge County Races

Vote For 1

	TOTAL	Election Day	Absentee	Early Voting
Ina Minjarez	119	41	7	71
Peter Sakai	155	62	13	80

DEM Judge, County Court at Law No. 2 County Races

Vote For 1

	TOTAL	Election Day	Absentee	Early Voting
Melissa Saenz	150	58	10	82
Maria Teresa Garcia	119	45	7	67

Summary Results Report
May 24, 2022 Joint Primary Runoff Election
May 24, 2022

UNOFFICIAL RESULTS

Bexar County

4077

DEM District Clerk County Races

Vote For 1

	TOTAL	Election Day	Absentee	Early Voting
Gloria A. Martinez	172	62	12	98
Christine "Chris" Castillo	98	42	6	50

DEM Justice of the Peace, Precinct No. 4, Place 1 Justice of the Peace, Precinct No. 4

Vote For 1

	TOTAL	Election Day	Absentee	Early Voting
Yolanda Acuña Uresti	107	51	8	48
Michele Garcia	164	53	10	101

RETRIEVED FROM DEMOCRACYDOCKET.COM

Summary Results Report
May 24, 2022 Joint Primary Runoff Election
May 24, 2022

UNOFFICIAL RESULTS

Bexar County

4078

Statistics

	TOTAL	Election Day	Absentee	Early Voting
Registered Voters - Total	1,377			
Ballots Cast - Total	145	78	9	58
Ballots Cast - Democratic Party	48	18	4	26
Voter Turnout - Total	10.53%			

DEM United States Representative, District 28 United States Representative, District 28

Vote For 1

	TOTAL	Election Day	Absentee	Early Voting
Jessica Cisneros	39	14	3	22
Henry Cuellar	9	4	1	4

DEM Lieutenant Governor

Vote For 1

	TOTAL	Election Day	Absentee	Early Voting
Michelle Beckley	33	9	2	22
Mike Collier	12	7	2	3

DEM Attorney General

Vote For 1

	TOTAL	Election Day	Absentee	Early Voting
Rochelle Mercedes Garza	35	12	1	22
Joe Jaworski	12	5	3	4

DEM Comptroller of Public Accounts

Vote For 1

	TOTAL	Election Day	Absentee	Early Voting
Angel Luis Vega	28	10	2	16
Janet T. Dudding	18	6	2	10

DEM Commissioner of the General Land Office

Vote For 1

	TOTAL	Election Day	Absentee	Early Voting
Sandragrace Martinez	32	9	3	20
Jay Kleberg	14	7	1	6

DEM County Judge County Races

Vote For 1

	TOTAL	Election Day	Absentee	Early Voting
Ina Minjarez	23	10	2	11
Peter Sakai	24	7	2	15

DEM Judge, County Court at Law No. 2 County Races

Vote For 1

	TOTAL	Election Day	Absentee	Early Voting
Melissa Saenz	32	11	2	19
Maria Teresa Garcia	14	5	2	7

Summary Results Report
May 24, 2022 Joint Primary Runoff Election
May 24, 2022

UNOFFICIAL RESULTS

Bexar County

4078

DEM District Clerk County Races

Vote For 1

	TOTAL	Election Day	Absentee	Early Voting
Gloria A. Martinez	30	10	2	18
Christine "Chris" Castillo	17	7	2	8

DEM Justice of the Peace, Precinct No. 4, Place 1 Justice of the Peace, Precinct No. 4

Vote For 1

	TOTAL	Election Day	Absentee	Early Voting
Yolanda Acuña Uresti	22	7	3	12
Michele Garcia	23	9	1	13

RETRIEVED FROM DEMOCRACYDOCKET.COM

Summary Results Report
May 24, 2022 Joint Primary Runoff Election
May 24, 2022

UNOFFICIAL RESULTS

Bexar County

4079

Statistics

	TOTAL	Election Day	Absentee	Early Voting
Registered Voters - Total	1,706			
Ballots Cast - Total	212	79	34	99
Ballots Cast - Democratic Party	122	41	23	58
Voter Turnout - Total	12.43%			

DEM United States Representative, District 28 United States Representative, District 28

Vote For 1

	TOTAL	Election Day	Absentee	Early Voting
Jessica Cisneros	108	37	15	56
Henry Cuellar	13	4	8	1

DEM Lieutenant Governor

Vote For 1

	TOTAL	Election Day	Absentee	Early Voting
Michelle Beckley	59	20	10	29
Mike Collier	51	17	12	22

DEM Attorney General

Vote For 1

	TOTAL	Election Day	Absentee	Early Voting
Rochelle Mercedes Garza	86	30	11	45
Joe Jaworski	23	6	11	6

DEM Comptroller of Public Accounts

Vote For 1

	TOTAL	Election Day	Absentee	Early Voting
Angel Luis Vega	44	20	8	16
Janet T. Dudding	64	16	15	33

DEM Commissioner of the General Land Office

Vote For 1

	TOTAL	Election Day	Absentee	Early Voting
Sandragrace Martinez	65	25	9	31
Jay Kleberg	43	10	14	19

DEM County Judge County Races

Vote For 1

	TOTAL	Election Day	Absentee	Early Voting
Ina Minjarez	49	15	8	26
Peter Sakai	62	22	15	25

DEM Judge, County Court at Law No. 2 County Races

Vote For 1

	TOTAL	Election Day	Absentee	Early Voting
Melissa Saenz	62	21	14	27
Maria Teresa Garcia	45	13	9	23

Summary Results Report
May 24, 2022 Joint Primary Runoff Election
May 24, 2022

UNOFFICIAL RESULTS

Bexar County

4079

DEM District Clerk County Races

Vote For 1

	TOTAL	Election Day	Absentee	Early Voting
Gloria A. Martinez	57	19	10	28
Christine "Chris" Castillo	50	16	13	21

DEM Justice of the Peace, Precinct No. 4, Place 1 Justice of the Peace, Precinct No. 4

Vote For 1

	TOTAL	Election Day	Absentee	Early Voting
Yolanda Acuña Uresti	50	23	9	18
Michele Garcia	58	11	14	33

RETRIEVED FROM DEMOCRACYDOCKET.COM

Summary Results Report
May 24, 2022 Joint Primary Runoff Election
May 24, 2022

UNOFFICIAL RESULTS

Bexar County

4080

Statistics

	TOTAL	Election Day	Absentee	Early Voting
Registered Voters - Total	2,374			
Ballots Cast - Total	147	76	35	36
Ballots Cast - Democratic Party	103	54	26	23
Voter Turnout - Total	6.19%			

DEM Lieutenant Governor

Vote For 1

	TOTAL	Election Day	Absentee	Early Voting
Michelle Beckley	56	32	14	10
Mike Collier	42	18	12	12

DEM Attorney General

Vote For 1

	TOTAL	Election Day	Absentee	Early Voting
Rochelle Mercedes Garza	69	38	17	14
Joe Jaworski	32	16	9	7

DEM Comptroller of Public Accounts

Vote For 1

	TOTAL	Election Day	Absentee	Early Voting
Angel Luis Vega	49	23	15	11
Janet T. Dudding	46	26	10	10

DEM Commissioner of the General Land Office

Vote For 1

	TOTAL	Election Day	Absentee	Early Voting
Sandragrace Martinez	65	35	15	15
Jay Kleberg	36	18	11	7

DEM County Judge County Races

Vote For 1

	TOTAL	Election Day	Absentee	Early Voting
Ina Minjarez	31	18	10	3
Peter Sakai	72	36	16	20

DEM Judge, County Court at Law No. 2 County Races

Vote For 1

	TOTAL	Election Day	Absentee	Early Voting
Melissa Saenz	49	26	13	10
Maria Teresa Garcia	49	24	13	12

DEM District Clerk County Races

Vote For 1

	TOTAL	Election Day	Absentee	Early Voting
Gloria A. Martinez	51	25	13	13
Christine "Chris" Castillo	44	24	12	8

Summary Results Report
May 24, 2022 Joint Primary Runoff Election
May 24, 2022

UNOFFICIAL RESULTS

Bexar County

4080

DEM Justice of the Peace, Precinct No. 4, Place 1 Justice of the Peace, Precinct No. 4

Vote For 1

	TOTAL	Election Day	Absentee	Early Voting
Yolanda Acuña Uresti	46	22	12	12
Michele Garcia	51	27	14	10

RETRIEVED FROM DEMOCRACYDOCKET.COM

Summary Results Report
May 24, 2022 Joint Primary Runoff Election
May 24, 2022

UNOFFICIAL RESULTS

Bexar County

4081

Statistics

	TOTAL	Election Day	Absentee	Early Voting
Registered Voters - Total	779			
Ballots Cast - Total	25	9	5	11
Ballots Cast - Democratic Party	16	5	4	7
Voter Turnout - Total	3.21%			

DEM United States Representative, District 28 United States Representative, District 28

Vote For 1

	TOTAL	Election Day	Absentee	Early Voting
Jessica Cisneros	13	5	2	6
Henry Cuellar	3	0	2	1

DEM Lieutenant Governor

Vote For 1

	TOTAL	Election Day	Absentee	Early Voting
Michelle Beckley	13	5	3	5
Mike Collier	1	0	1	0

DEM Attorney General

Vote For 1

	TOTAL	Election Day	Absentee	Early Voting
Rochelle Mercedes Garza	13	5	3	5
Joe Jaworski	1	0	1	0

DEM Comptroller of Public Accounts

Vote For 1

	TOTAL	Election Day	Absentee	Early Voting
Angel Luis Vega	7	3	0	4
Janet T. Dudding	7	2	4	1

DEM Commissioner of the General Land Office

Vote For 1

	TOTAL	Election Day	Absentee	Early Voting
Sandragrace Martinez	11	5	1	5
Jay Kleberg	3	0	3	0

DEM County Judge County Races

Vote For 1

	TOTAL	Election Day	Absentee	Early Voting
Ina Minjarez	10	5	1	4
Peter Sakai	4	0	3	1

DEM Judge, County Court at Law No. 2 County Races

Vote For 1

	TOTAL	Election Day	Absentee	Early Voting
Melissa Saenz	10	4	3	3
Maria Teresa Garcia	4	1	1	2

Summary Results Report
May 24, 2022 Joint Primary Runoff Election
May 24, 2022

UNOFFICIAL RESULTS

Bexar County

4081

DEM District Clerk County Races

Vote For 1

	TOTAL	Election Day	Absentee	Early Voting
Gloria A. Martinez	8	3	1	4
Christine "Chris" Castillo	6	2	3	1

DEM Justice of the Peace, Precinct No. 4, Place 1 Justice of the Peace, Precinct No. 4

Vote For 1

	TOTAL	Election Day	Absentee	Early Voting
Yolanda Acuña Uresti	9	4	1	4
Michele Garcia	5	1	3	1

RETRIEVED FROM DEMOCRACYDOCKET.COM

Summary Results Report
May 24, 2022 Joint Primary Runoff Election
May 24, 2022

UNOFFICIAL RESULTS

Bexar County

4082

Statistics

	TOTAL	Election Day	Absentee	Early Voting
Registered Voters - Total	2,025			
Ballots Cast - Total	107	25	30	52
Ballots Cast - Democratic Party	93	20	30	43
Voter Turnout - Total	5.28%			

DEM Lieutenant Governor

Vote For 1

	TOTAL	Election Day	Absentee	Early Voting
Michelle Beckley	49	15	16	18
Mike Collier	38	4	13	21

DEM Attorney General

Vote For 1

	TOTAL	Election Day	Absentee	Early Voting
Rochelle Mercedes Garza	62	16	18	28
Joe Jaworski	26	2	12	12

DEM Comptroller of Public Accounts

Vote For 1

	TOTAL	Election Day	Absentee	Early Voting
Angel Luis Vega	43	12	13	18
Janet T. Dudding	42	7	16	19

DEM Commissioner of the General Land Office

Vote For 1

	TOTAL	Election Day	Absentee	Early Voting
Sandragrace Martinez	58	15	20	23
Jay Kleberg	25	3	8	14

DEM County Judge County Races

Vote For 1

	TOTAL	Election Day	Absentee	Early Voting
Ina Minjarez	30	11	12	7
Peter Sakai	62	9	18	35

DEM Judge, County Court at Law No. 2 County Races

Vote For 1

	TOTAL	Election Day	Absentee	Early Voting
Melissa Saenz	42	7	15	20
Maria Teresa Garcia	42	10	14	18

DEM District Clerk County Races

Vote For 1

	TOTAL	Election Day	Absentee	Early Voting
Gloria A. Martinez	41	7	15	19
Christine "Chris" Castillo	45	11	14	20

Summary Results Report
May 24, 2022 Joint Primary Runoff Election
May 24, 2022

UNOFFICIAL RESULTS

Bexar County

4082

DEM Justice of the Peace, Precinct No. 4, Place 1 Justice of the Peace, Precinct No. 4

Vote For 1

	TOTAL	Election Day	Absentee	Early Voting
Yolanda Acuña Uresti	40	6	18	16
Michele Garcia	48	14	11	23

RETRIEVED FROM DEMOCRACYDOCKET.COM

Summary Results Report
May 24, 2022 Joint Primary Runoff Election
May 24, 2022

UNOFFICIAL RESULTS

Bexar County

4083

Statistics

	TOTAL	Election Day	Absentee	Early Voting
Registered Voters - Total	867			
Ballots Cast - Total	39	19	6	14
Ballots Cast - Democratic Party	21	8	2	11
Voter Turnout - Total	4.50%			

DEM Lieutenant Governor

Vote For 1

	TOTAL	Election Day	Absentee	Early Voting
Michelle Beckley	14	6	1	7
Mike Collier	7	2	1	4

DEM Attorney General

Vote For 1

	TOTAL	Election Day	Absentee	Early Voting
Rochelle Mercedes Garza	18	7	1	10
Joe Jaworski	3	1	1	1

DEM Comptroller of Public Accounts

Vote For 1

	TOTAL	Election Day	Absentee	Early Voting
Angel Luis Vega	4	1	0	3
Janet T. Dudding	17	7	2	8

DEM Commissioner of the General Land Office

Vote For 1

	TOTAL	Election Day	Absentee	Early Voting
Sandragrace Martinez	14	6	1	7
Jay Kleberg	7	2	1	4

DEM County Judge County Races

Vote For 1

	TOTAL	Election Day	Absentee	Early Voting
Ina Minjarez	14	7	0	7
Peter Sakai	6	1	2	3

DEM Judge, County Court at Law No. 2 County Races

Vote For 1

	TOTAL	Election Day	Absentee	Early Voting
Melissa Saenz	10	5	0	5
Maria Teresa Garcia	10	3	2	5

DEM District Clerk County Races

Vote For 1

	TOTAL	Election Day	Absentee	Early Voting
Gloria A. Martinez	9	3	1	5
Christine "Chris" Castillo	11	5	1	5

Summary Results Report
May 24, 2022 Joint Primary Runoff Election
May 24, 2022

UNOFFICIAL RESULTS

Bexar County

4083

DEM Justice of the Peace, Precinct No. 4, Place 1 Justice of the Peace, Precinct No. 4

Vote For 1

	TOTAL	Election Day	Absentee	Early Voting
Yolanda Acuña Uresti	4	2	1	1
Michele Garcia	16	6	1	9

RETRIEVED FROM DEMOCRACYDOCKET.COM

Summary Results Report
May 24, 2022 Joint Primary Runoff Election
May 24, 2022

UNOFFICIAL RESULTS

Bexar County

4084

Statistics

	TOTAL	Election Day	Absentee	Early Voting
Registered Voters - Total	880			
Ballots Cast - Total	85	34	13	38
Ballots Cast - Democratic Party	68	25	13	30
Voter Turnout - Total	9.66%			

DEM United States Representative, District 28 United States Representative, District 28

Vote For 1

	TOTAL	Election Day	Absentee	Early Voting
Jessica Cisneros	57	18	11	28
Henry Cuellar	10	6	2	2

DEM Lieutenant Governor

Vote For 1

	TOTAL	Election Day	Absentee	Early Voting
Michelle Beckley	45	18	7	20
Mike Collier	17	3	5	9

DEM Attorney General

Vote For 1

	TOTAL	Election Day	Absentee	Early Voting
Rochelle Mercedes Garza	48	16	8	24
Joe Jaworski	13	5	3	5

DEM Comptroller of Public Accounts

Vote For 1

	TOTAL	Election Day	Absentee	Early Voting
Angel Luis Vega	24	10	7	7
Janet T. Dudding	38	11	5	22

DEM Commissioner of the General Land Office

Vote For 1

	TOTAL	Election Day	Absentee	Early Voting
Sandragrace Martinez	48	15	9	24
Jay Kleberg	13	5	3	5

DEM County Judge County Races

Vote For 1

	TOTAL	Election Day	Absentee	Early Voting
Ina Minjarez	33	13	5	15
Peter Sakai	32	11	8	13

DEM Judge, County Court at Law No. 2 County Races

Vote For 1

	TOTAL	Election Day	Absentee	Early Voting
Melissa Saenz	35	13	9	13
Maria Teresa Garcia	27	8	4	15

Summary Results Report
May 24, 2022 Joint Primary Runoff Election
May 24, 2022

UNOFFICIAL RESULTS

Bexar County

4084

DEM District Clerk County Races

Vote For 1

	TOTAL	Election Day	Absentee	Early Voting
Gloria A. Martinez	38	14	6	18
Christine "Chris" Castillo	23	7	5	11

DEM Justice of the Peace, Precinct No. 4, Place 1 Justice of the Peace, Precinct No. 4

Vote For 1

	TOTAL	Election Day	Absentee	Early Voting
Yolanda Acuña Uresti	32	13	5	14
Michele Garcia	31	8	8	15

RETRIEVED FROM DEMOCRACYDOCKET.COM

Summary Results Report
May 24, 2022 Joint Primary Runoff Election
May 24, 2022

UNOFFICIAL RESULTS

Bexar County

4085

Statistics

	TOTAL	Election Day	Absentee	Early Voting
Registered Voters - Total	53			
Ballots Cast - Total	8	8	0	0
Ballots Cast - Democratic Party	1	1	0	0
Voter Turnout - Total	15.09%			

DEM United States Representative, District 28 United States Representative, District 28

Vote For 1

	TOTAL	Election Day	Absentee	Early Voting
Jessica Cisneros	1	1	0	0
Henry Cuellar	0	0	0	0

DEM Lieutenant Governor

Vote For 1

	TOTAL	Election Day	Absentee	Early Voting
Michelle Beckley	1	1	0	0
Mike Collier	0	0	0	0

DEM Attorney General

Vote For 1

	TOTAL	Election Day	Absentee	Early Voting
Rochelle Mercedes Garza	0	0	0	0
Joe Jaworski	1	1	0	0

DEM Comptroller of Public Accounts

Vote For 1

	TOTAL	Election Day	Absentee	Early Voting
Angel Luis Vega	0	0	0	0
Janet T. Dudding	1	1	0	0

DEM Commissioner of the General Land Office

Vote For 1

	TOTAL	Election Day	Absentee	Early Voting
Sandragrace Martinez	0	0	0	0
Jay Kleberg	1	1	0	0

DEM County Judge County Races

Vote For 1

	TOTAL	Election Day	Absentee	Early Voting
Ina Minjarez	1	1	0	0
Peter Sakai	0	0	0	0

DEM Judge, County Court at Law No. 2 County Races

Vote For 1

	TOTAL	Election Day	Absentee	Early Voting
Melissa Saenz	1	1	0	0
Maria Teresa Garcia	0	0	0	0

Summary Results Report
May 24, 2022 Joint Primary Runoff Election
May 24, 2022

UNOFFICIAL RESULTS

Bexar County

4085

DEM District Clerk County Races

Vote For 1

	TOTAL	Election Day	Absentee	Early Voting
Gloria A. Martinez	0	0	0	0
Christine "Chris" Castillo	1	1	0	0

DEM Justice of the Peace, Precinct No. 4, Place 1 Justice of the Peace, Precinct No. 4

Vote For 1

	TOTAL	Election Day	Absentee	Early Voting
Yolanda Acuña Uresti	1	1	0	0
Michele Garcia	0	0	0	0

RETRIEVED FROM DEMOCRACYDOCKET.COM

Summary Results Report
May 24, 2022 Joint Primary Runoff Election
May 24, 2022

UNOFFICIAL RESULTS

Bexar County

4086

Statistics

	TOTAL	Election Day	Absentee	Early Voting
Registered Voters - Total	537			
Ballots Cast - Total	49	25	6	18
Ballots Cast - Democratic Party	24	7	5	12
Voter Turnout - Total	9.12%			

DEM United States Representative, District 28 United States Representative, District 28

Vote For 1

	TOTAL	Election Day	Absentee	Early Voting
Jessica Cisneros	21	5	5	11
Henry Cuellar	3	2	0	1

DEM Lieutenant Governor

Vote For 1

	TOTAL	Election Day	Absentee	Early Voting
Michelle Beckley	15	7	2	6
Mike Collier	8	0	3	5

DEM Attorney General

Vote For 1

	TOTAL	Election Day	Absentee	Early Voting
Rochelle Mercedes Garza	19	7	2	10
Joe Jaworski	5	0	3	2

DEM Comptroller of Public Accounts

Vote For 1

	TOTAL	Election Day	Absentee	Early Voting
Angel Luis Vega	14	4	4	6
Janet T. Dudding	8	3	1	4

DEM Commissioner of the General Land Office

Vote For 1

	TOTAL	Election Day	Absentee	Early Voting
Sandragrace Martinez	18	6	4	8
Jay Kleberg	5	1	1	3

DEM County Judge County Races

Vote For 1

	TOTAL	Election Day	Absentee	Early Voting
Ina Minjarez	9	4	1	4
Peter Sakai	15	3	4	8

DEM Judge, County Court at Law No. 2 County Races

Vote For 1

	TOTAL	Election Day	Absentee	Early Voting
Melissa Saenz	16	6	4	6
Maria Teresa Garcia	6	1	1	4

Summary Results Report
May 24, 2022 Joint Primary Runoff Election
May 24, 2022

UNOFFICIAL RESULTS

Bexar County

4086

DEM District Clerk County Races

Vote For 1

	TOTAL	Election Day	Absentee	Early Voting
Gloria A. Martinez	17	5	5	7
Christine "Chris" Castillo	5	2	0	3

DEM Justice of the Peace, Precinct No. 4, Place 1 Justice of the Peace, Precinct No. 4

Vote For 1

	TOTAL	Election Day	Absentee	Early Voting
Yolanda Acuña Uresti	8	2	3	3
Michele Garcia	15	5	2	8

RETRIEVED FROM DEMOCRACYDOCKET.COM

Summary Results Report
May 24, 2022 Joint Primary Runoff Election
May 24, 2022

UNOFFICIAL RESULTS

Bexar County

4087

Statistics

	TOTAL	Election Day	Absentee	Early Voting
Registered Voters - Total	2,542			
Ballots Cast - Total	270	112	21	137
Ballots Cast - Democratic Party	165	60	12	93
Voter Turnout - Total	10.62%			

DEM Lieutenant Governor

Vote For 1

	TOTAL	Election Day	Absentee	Early Voting
Michelle Beckley	106	37	7	62
Mike Collier	53	20	4	29

DEM Attorney General

Vote For 1

	TOTAL	Election Day	Absentee	Early Voting
Rochelle Mercedes Garza	134	50	9	75
Joe Jaworski	25	8	3	14

DEM Comptroller of Public Accounts

Vote For 1

	TOTAL	Election Day	Absentee	Early Voting
Angel Luis Vega	67	23	2	42
Janet T. Dudding	93	36	10	47

DEM Commissioner of the General Land Office

Vote For 1

	TOTAL	Election Day	Absentee	Early Voting
Sandragrace Martinez	114	46	5	63
Jay Kleberg	46	12	7	27

DEM County Judge County Races

Vote For 1

	TOTAL	Election Day	Absentee	Early Voting
Ina Minjarez	99	37	8	54
Peter Sakai	62	23	4	35

DEM Judge, County Court at Law No. 2 County Races

Vote For 1

	TOTAL	Election Day	Absentee	Early Voting
Melissa Saenz	86	26	5	55
Maria Teresa Garcia	74	33	7	34

DEM District Clerk County Races

Vote For 1

	TOTAL	Election Day	Absentee	Early Voting
Gloria A. Martinez	97	40	6	51
Christine "Chris" Castillo	59	19	4	36

Summary Results Report
May 24, 2022 Joint Primary Runoff Election
May 24, 2022

UNOFFICIAL RESULTS

Bexar County

4087

DEM Justice of the Peace, Precinct No. 4, Place 1 Justice of the Peace, Precinct No. 4

Vote For 1

	TOTAL	Election Day	Absentee	Early Voting
Yolanda Acuña Uresti	73	22	6	45
Michele Garcia	88	38	6	44

RETRIEVED FROM DEMOCRACYDOCKET.COM

Summary Results Report
May 24, 2022 Joint Primary Runoff Election
May 24, 2022

UNOFFICIAL RESULTS

Bexar County

4088

Statistics

	TOTAL	Election Day	Absentee	Early Voting
Registered Voters - Total	4,156			
Ballots Cast - Total	319	120	59	140
Ballots Cast - Democratic Party	244	85	52	107
Voter Turnout - Total	7.68%			

DEM Lieutenant Governor

Vote For 1

	TOTAL	Election Day	Absentee	Early Voting
Michelle Beckley	160	60	32	68
Mike Collier	77	22	20	35

DEM Attorney General

Vote For 1

	TOTAL	Election Day	Absentee	Early Voting
Rochelle Mercedes Garza	174	69	31	74
Joe Jaworski	64	15	21	28

DEM Comptroller of Public Accounts

Vote For 1

	TOTAL	Election Day	Absentee	Early Voting
Angel Luis Vega	115	40	22	53
Janet T. Dudding	118	41	29	48

DEM Commissioner of the General Land Office

Vote For 1

	TOTAL	Election Day	Absentee	Early Voting
Sandragrace Martinez	164	61	32	71
Jay Kleberg	70	20	20	30

DEM County Judge County Races

Vote For 1

	TOTAL	Election Day	Absentee	Early Voting
Ina Minjarez	87	33	19	35
Peter Sakai	153	50	33	70

DEM Judge, County Court at Law No. 2 County Races

Vote For 1

	TOTAL	Election Day	Absentee	Early Voting
Melissa Saenz	130	40	31	59
Maria Teresa Garcia	100	40	20	40

DEM District Clerk County Races

Vote For 1

	TOTAL	Election Day	Absentee	Early Voting
Gloria A. Martinez	138	48	39	51
Christine "Chris" Castillo	95	34	12	49

Summary Results Report
May 24, 2022 Joint Primary Runoff Election
May 24, 2022

UNOFFICIAL RESULTS

Bexar County

4088

DEM Justice of the Peace, Precinct No. 4, Place 1 Justice of the Peace, Precinct No. 4

Vote For 1

	TOTAL	Election Day	Absentee	Early Voting
Yolanda Acuña Uresti	121	41	28	52
Michele Garcia	113	41	23	49

RETRIEVED FROM DEMOCRACYDOCKET.COM

Summary Results Report
May 24, 2022 Joint Primary Runoff Election
May 24, 2022

UNOFFICIAL RESULTS

Bexar County

4089

Statistics

	TOTAL	Election Day	Absentee	Early Voting
Registered Voters - Total	3,449			
Ballots Cast - Total	377	154	57	166
Ballots Cast - Democratic Party	269	103	46	120
Voter Turnout - Total	10.93%			

DEM United States Representative, District 28 United States Representative, District 28

Vote For 1

	TOTAL	Election Day	Absentee	Early Voting
Jessica Cisneros	238	96	36	106
Henry Cuellar	30	7	9	14

DEM Lieutenant Governor

Vote For 1

	TOTAL	Election Day	Absentee	Early Voting
Michelle Beckley	161	65	20	76
Mike Collier	95	31	25	39

DEM Attorney General

Vote For 1

	TOTAL	Election Day	Absentee	Early Voting
Rochelle Mercedes Garza	202	80	28	94
Joe Jaworski	49	15	14	20

DEM Comptroller of Public Accounts

Vote For 1

	TOTAL	Election Day	Absentee	Early Voting
Angel Luis Vega	104	45	9	50
Janet T. Dudding	139	45	30	64

DEM Commissioner of the General Land Office

Vote For 1

	TOTAL	Election Day	Absentee	Early Voting
Sandragrace Martinez	161	70	14	77
Jay Kleberg	83	21	24	38

DEM County Judge County Races

Vote For 1

	TOTAL	Election Day	Absentee	Early Voting
Ina Minjarez	128	54	12	62
Peter Sakai	129	44	31	54

DEM Judge, County Court at Law No. 2 County Races

Vote For 1

	TOTAL	Election Day	Absentee	Early Voting
Melissa Saenz	147	56	18	73
Maria Teresa Garcia	99	36	22	41

Summary Results Report
May 24, 2022 Joint Primary Runoff Election
May 24, 2022

UNOFFICIAL RESULTS

Bexar County

4089

DEM District Clerk County Races

Vote For 1

	TOTAL	Election Day	Absentee	Early Voting
Gloria A. Martinez	146	59	18	69
Christine "Chris" Castillo	102	36	20	46

DEM Justice of the Peace, Precinct No. 4, Place 1 Justice of the Peace, Precinct No. 4

Vote For 1

	TOTAL	Election Day	Absentee	Early Voting
Yolanda Acuña Uresti	106	43	14	49
Michele Garcia	139	51	25	63

RETRIEVED FROM DEMOCRACYDOCKET.COM

Summary Results Report
May 24, 2022 Joint Primary Runoff Election
May 24, 2022

UNOFFICIAL RESULTS

Bexar County

4090

Statistics

	TOTAL	Election Day	Absentee	Early Voting
Registered Voters - Total	2,282			
Ballots Cast - Total	236	112	25	99
Ballots Cast - Democratic Party	144	61	21	62
Voter Turnout - Total	10.34%			

DEM United States Representative, District 28 United States Representative, District 28

Vote For 1

	TOTAL	Election Day	Absentee	Early Voting
Jessica Cisneros	122	51	17	54
Henry Cuellar	22	10	4	8

DEM Lieutenant Governor

Vote For 1

	TOTAL	Election Day	Absentee	Early Voting
Michelle Beckley	98	38	13	47
Mike Collier	40	19	8	13

DEM Attorney General

Vote For 1

	TOTAL	Election Day	Absentee	Early Voting
Rochelle Mercedes Garza	109	49	12	48
Joe Jaworski	28	9	8	11

DEM Comptroller of Public Accounts

Vote For 1

	TOTAL	Election Day	Absentee	Early Voting
Angel Luis Vega	66	26	11	29
Janet T. Dudding	68	31	9	28

DEM Commissioner of the General Land Office

Vote For 1

	TOTAL	Election Day	Absentee	Early Voting
Sandragrace Martinez	105	49	12	44
Jay Kleberg	29	6	8	15

DEM County Judge County Races

Vote For 1

	TOTAL	Election Day	Absentee	Early Voting
Ina Minjarez	69	35	8	26
Peter Sakai	72	25	13	34

DEM Judge, County Court at Law No. 2 County Races

Vote For 1

	TOTAL	Election Day	Absentee	Early Voting
Melissa Saenz	60	24	10	26
Maria Teresa Garcia	75	32	10	33

Summary Results Report
May 24, 2022 Joint Primary Runoff Election
May 24, 2022

UNOFFICIAL RESULTS

Bexar County

4090

DEM District Clerk County Races

Vote For 1

	TOTAL	Election Day	Absentee	Early Voting
Gloria A. Martinez	78	37	11	30
Christine "Chris" Castillo	57	19	9	29

DEM Justice of the Peace, Precinct No. 4, Place 1 Justice of the Peace, Precinct No. 4

Vote For 1

	TOTAL	Election Day	Absentee	Early Voting
Yolanda Acuña Uresti	52	20	6	26
Michele Garcia	82	36	13	33

RETRIEVED FROM DEMOCRACYDOCKET.COM

Summary Results Report
May 24, 2022 Joint Primary Runoff Election
May 24, 2022

UNOFFICIAL RESULTS

Bexar County

4091

Statistics

	TOTAL	Election Day	Absentee	Early Voting
Registered Voters - Total	1,035			
Ballots Cast - Total	101	34	22	45
Ballots Cast - Democratic Party	78	23	21	34
Voter Turnout - Total	9.76%			

DEM Lieutenant Governor

Vote For 1

	TOTAL	Election Day	Absentee	Early Voting
Michelle Beckley	40	12	9	19
Mike Collier	34	9	11	14

DEM Attorney General

Vote For 1

	TOTAL	Election Day	Absentee	Early Voting
Rochelle Mercedes Garza	52	15	15	22
Joe Jaworski	24	7	5	12

DEM Comptroller of Public Accounts

Vote For 1

	TOTAL	Election Day	Absentee	Early Voting
Angel Luis Vega	25	6	11	8
Janet T. Dudding	44	14	9	21

DEM Commissioner of the General Land Office

Vote For 1

	TOTAL	Election Day	Absentee	Early Voting
Sandragrace Martinez	33	8	11	14
Jay Kleberg	40	12	9	19

DEM County Judge County Races

Vote For 1

	TOTAL	Election Day	Absentee	Early Voting
Ina Minjarez	26	8	3	15
Peter Sakai	50	13	18	19

DEM Judge, County Court at Law No. 2 County Races

Vote For 1

	TOTAL	Election Day	Absentee	Early Voting
Melissa Saenz	32	8	11	13
Maria Teresa Garcia	39	12	9	18

DEM District Clerk County Races

Vote For 1

	TOTAL	Election Day	Absentee	Early Voting
Gloria A. Martinez	34	9	13	12
Christine "Chris" Castillo	36	11	7	18

Summary Results Report
May 24, 2022 Joint Primary Runoff Election
May 24, 2022

UNOFFICIAL RESULTS

Bexar County

4091

DEM Justice of the Peace, Precinct No. 4, Place 1 Justice of the Peace, Precinct No. 4

Vote For 1

	TOTAL	Election Day	Absentee	Early Voting
Yolanda Acuña Uresti	29	8	11	10
Michele Garcia	38	10	9	19

RETRIEVED FROM DEMOCRACYDOCKET.COM

Summary Results Report
May 24, 2022 Joint Primary Runoff Election
May 24, 2022

UNOFFICIAL RESULTS

Bexar County

4092

Statistics

	TOTAL	Election Day	Absentee	Early Voting
Registered Voters - Total	1,684			
Ballots Cast - Total	276	73	100	103
Ballots Cast - Democratic Party	135	36	44	55
Voter Turnout - Total	16.39%			

DEM United States Representative, District 28 United States Representative, District 28

Vote For 1

	TOTAL	Election Day	Absentee	Early Voting
Jessica Cisneros	110	35	32	43
Henry Cuellar	24	1	12	11

DEM Lieutenant Governor

Vote For 1

	TOTAL	Election Day	Absentee	Early Voting
Michelle Beckley	70	20	23	27
Mike Collier	60	15	19	26

DEM Attorney General

Vote For 1

	TOTAL	Election Day	Absentee	Early Voting
Rochelle Mercedes Garza	101	29	31	41
Joe Jaworski	26	6	9	11

DEM Comptroller of Public Accounts

Vote For 1

	TOTAL	Election Day	Absentee	Early Voting
Angel Luis Vega	43	14	10	19
Janet T. Dudding	83	18	32	33

DEM Commissioner of the General Land Office

Vote For 1

	TOTAL	Election Day	Absentee	Early Voting
Sandragrace Martinez	76	25	22	29
Jay Kleberg	49	7	18	24

DEM County Judge County Races

Vote For 1

	TOTAL	Election Day	Absentee	Early Voting
Ina Minjarez	62	20	17	25
Peter Sakai	67	14	24	29

DEM Judge, County Court at Law No. 2 County Races

Vote For 1

	TOTAL	Election Day	Absentee	Early Voting
Melissa Saenz	79	16	27	36
Maria Teresa Garcia	46	18	11	17

Summary Results Report
May 24, 2022 Joint Primary Runoff Election
May 24, 2022

UNOFFICIAL RESULTS

Bexar County

4092

DEM District Clerk County Races

Vote For 1

	TOTAL	Election Day	Absentee	Early Voting
Gloria A. Martinez	64	22	15	27
Christine "Chris" Castillo	62	12	24	26

DEM Justice of the Peace, Precinct No. 4, Place 1 Justice of the Peace, Precinct No. 4

Vote For 1

	TOTAL	Election Day	Absentee	Early Voting
Yolanda Acuña Uresti	58	15	20	23
Michele Garcia	62	19	14	29

RETRIEVED FROM DEMOCRACYDOCKET.COM

Summary Results Report
May 24, 2022 Joint Primary Runoff Election
May 24, 2022

UNOFFICIAL RESULTS

Bexar County

4093

Statistics

	TOTAL	Election Day	Absentee	Early Voting
Registered Voters - Total	2,778			
Ballots Cast - Total	228	86	42	100
Ballots Cast - Democratic Party	140	47	32	61
Voter Turnout - Total	8.21%			

DEM Lieutenant Governor

Vote For 1

	TOTAL	Election Day	Absentee	Early Voting
Michelle Beckley	80	28	13	39
Mike Collier	55	18	19	18

DEM Attorney General

Vote For 1

	TOTAL	Election Day	Absentee	Early Voting
Rochelle Mercedes Garza	99	37	11	51
Joe Jaworski	37	9	21	7

DEM Comptroller of Public Accounts

Vote For 1

	TOTAL	Election Day	Absentee	Early Voting
Angel Luis Vega	55	20	9	26
Janet T. Dudding	78	25	23	30

DEM Commissioner of the General Land Office

Vote For 1

	TOTAL	Election Day	Absentee	Early Voting
Sandragrace Martinez	85	28	12	45
Jay Kleberg	49	16	20	13

DEM County Judge County Races

Vote For 1

	TOTAL	Election Day	Absentee	Early Voting
Ina Minjarez	69	22	14	33
Peter Sakai	65	23	18	24

DEM Judge, County Court at Law No. 2 County Races

Vote For 1

	TOTAL	Election Day	Absentee	Early Voting
Melissa Saenz	65	19	19	27
Maria Teresa Garcia	62	23	12	27

DEM District Clerk County Races

Vote For 1

	TOTAL	Election Day	Absentee	Early Voting
Gloria A. Martinez	63	23	9	31
Christine "Chris" Castillo	66	19	22	25

Summary Results Report
May 24, 2022 Joint Primary Runoff Election
May 24, 2022

UNOFFICIAL RESULTS

Bexar County

4093

DEM Justice of the Peace, Precinct No. 4, Place 1 Justice of the Peace, Precinct No. 4

Vote For 1

	TOTAL	Election Day	Absentee	Early Voting
Yolanda Acuña Uresti	49	13	8	28
Michele Garcia	82	30	23	29

RETRIEVED FROM DEMOCRACYDOCKET.COM

Summary Results Report
May 24, 2022 Joint Primary Runoff Election
May 24, 2022

UNOFFICIAL RESULTS

Bexar County

4094

Statistics

	TOTAL	Election Day	Absentee	Early Voting
Registered Voters - Total	1,879			
Ballots Cast - Total	235	93	51	91
Ballots Cast - Democratic Party	130	42	34	54
Voter Turnout - Total	12.51%			

DEM United States Representative, District 21 United States Representative, District 21

Vote For 1

	TOTAL	Election Day	Absentee	Early Voting
Claudia Andreana Zapata	94	35	17	42
Ricardo Villarreal	30	6	15	9

DEM Lieutenant Governor

Vote For 1

	TOTAL	Election Day	Absentee	Early Voting
Michelle Beckley	67	23	12	32
Mike Collier	59	17	22	20

DEM Attorney General

Vote For 1

	TOTAL	Election Day	Absentee	Early Voting
Rochelle Mercedes Garza	86	31	19	36
Joe Jaworski	42	10	15	17

DEM Comptroller of Public Accounts

Vote For 1

	TOTAL	Election Day	Absentee	Early Voting
Angel Luis Vega	58	23	7	28
Janet T. Dudding	65	17	26	22

DEM Commissioner of the General Land Office

Vote For 1

	TOTAL	Election Day	Absentee	Early Voting
Sandragrace Martinez	81	27	18	36
Jay Kleberg	39	12	16	11

DEM County Judge County Races

Vote For 1

	TOTAL	Election Day	Absentee	Early Voting
Ina Minjarez	68	21	14	33
Peter Sakai	61	20	20	21

DEM Judge, County Court at Law No. 2 County Races

Vote For 1

	TOTAL	Election Day	Absentee	Early Voting
Melissa Saenz	72	18	19	35
Maria Teresa Garcia	51	21	14	16

Summary Results Report
May 24, 2022 Joint Primary Runoff Election
May 24, 2022

UNOFFICIAL RESULTS

Bexar County

4094

DEM District Clerk County Races

Vote For 1

	TOTAL	Election Day	Absentee	Early Voting
Gloria A. Martinez	65	20	15	30
Christine "Chris" Castillo	58	20	18	20

DEM Justice of the Peace, Precinct No. 4, Place 1 Justice of the Peace, Precinct No. 4

Vote For 1

	TOTAL	Election Day	Absentee	Early Voting
Yolanda Acuña Uresti	63	21	15	27
Michele Garcia	61	19	17	25

RETRIEVED FROM DEMOCRACYDOCKET.COM

Summary Results Report
May 24, 2022 Joint Primary Runoff Election
May 24, 2022

UNOFFICIAL RESULTS

Bexar County

4095

Statistics

	TOTAL	Election Day	Absentee	Early Voting
Registered Voters - Total	1,722			
Ballots Cast - Total	187	73	47	67
Ballots Cast - Democratic Party	100	35	34	31
Voter Turnout - Total	10.86%			

DEM United States Representative, District 21 United States Representative, District 21

Vote For 1

	TOTAL	Election Day	Absentee	Early Voting
Claudia Andreana Zapata	52	27	10	15
Ricardo Villarreal	44	8	22	14

DEM Lieutenant Governor

Vote For 1

	TOTAL	Election Day	Absentee	Early Voting
Michelle Beckley	37	21	8	8
Mike Collier	60	13	24	23

DEM Attorney General

Vote For 1

	TOTAL	Election Day	Absentee	Early Voting
Rochelle Mercedes Garza	69	26	21	22
Joe Jaworski	29	9	11	9

DEM Comptroller of Public Accounts

Vote For 1

	TOTAL	Election Day	Absentee	Early Voting
Angel Luis Vega	34	13	11	10
Janet T. Dudding	60	21	21	18

DEM Commissioner of the General Land Office

Vote For 1

	TOTAL	Election Day	Absentee	Early Voting
Sandragrace Martinez	51	24	11	16
Jay Kleberg	44	10	21	13

DEM County Judge County Races

Vote For 1

	TOTAL	Election Day	Absentee	Early Voting
Ina Minjarez	45	18	10	17
Peter Sakai	51	16	23	12

DEM Judge, County Court at Law No. 2 County Races

Vote For 1

	TOTAL	Election Day	Absentee	Early Voting
Melissa Saenz	58	15	20	23
Maria Teresa Garcia	36	18	12	6

Summary Results Report
May 24, 2022 Joint Primary Runoff Election
May 24, 2022

UNOFFICIAL RESULTS

Bexar County

4095

DEM District Clerk County Races

Vote For 1

	TOTAL	Election Day	Absentee	Early Voting
Gloria A. Martinez	46	18	13	15
Christine "Chris" Castillo	48	14	19	15

DEM Justice of the Peace, Precinct No. 4, Place 1 Justice of the Peace, Precinct No. 4

Vote For 1

	TOTAL	Election Day	Absentee	Early Voting
Yolanda Acuña Uresti	36	12	16	8
Michele Garcia	59	21	17	21

RETRIEVED FROM DEMOCRACYDOCKET.COM

Summary Results Report
May 24, 2022 Joint Primary Runoff Election
May 24, 2022

UNOFFICIAL RESULTS

Bexar County

4096

Statistics

	TOTAL	Election Day	Absentee	Early Voting
Registered Voters - Total	2,684			
Ballots Cast - Total	135	73	21	41
Ballots Cast - Democratic Party	81	44	16	21
Voter Turnout - Total	5.03%			

DEM Lieutenant Governor

Vote For 1

	TOTAL	Election Day	Absentee	Early Voting
Michelle Beckley	46	28	7	11
Mike Collier	32	14	8	10

DEM Attorney General

Vote For 1

	TOTAL	Election Day	Absentee	Early Voting
Rochelle Mercedes Garza	59	37	9	13
Joe Jaworski	20	5	7	8

DEM Comptroller of Public Accounts

Vote For 1

	TOTAL	Election Day	Absentee	Early Voting
Angel Luis Vega	36	16	9	11
Janet T. Dudding	40	24	6	10

DEM Commissioner of the General Land Office

Vote For 1

	TOTAL	Election Day	Absentee	Early Voting
Sandragrace Martinez	50	28	7	15
Jay Kleberg	27	13	8	6

DEM County Judge County Races

Vote For 1

	TOTAL	Election Day	Absentee	Early Voting
Ina Minjarez	40	25	6	9
Peter Sakai	39	17	10	12

DEM Judge, County Court at Law No. 2 County Races

Vote For 1

	TOTAL	Election Day	Absentee	Early Voting
Melissa Saenz	38	22	6	10
Maria Teresa Garcia	36	17	9	10

DEM District Clerk County Races

Vote For 1

	TOTAL	Election Day	Absentee	Early Voting
Gloria A. Martinez	36	19	3	14
Christine "Chris" Castillo	39	21	12	6

Summary Results Report
May 24, 2022 Joint Primary Runoff Election
May 24, 2022

UNOFFICIAL RESULTS

Bexar County

4096

DEM Justice of the Peace, Precinct No. 4, Place 1 Justice of the Peace, Precinct No. 4

Vote For 1

	TOTAL	Election Day	Absentee	Early Voting
Yolanda Acuña Uresti	37	20	9	8
Michele Garcia	38	19	6	13

RETRIEVED FROM DEMOCRACYDOCKET.COM

Summary Results Report
May 24, 2022 Joint Primary Runoff Election
May 24, 2022

UNOFFICIAL RESULTS

Bexar County

4097

Statistics

	TOTAL	Election Day	Absentee	Early Voting
Registered Voters - Total	2,447			
Ballots Cast - Total	118	49	16	53
Ballots Cast - Democratic Party	66	28	8	30
Voter Turnout - Total	4.82%			

DEM Lieutenant Governor

Vote For 1

	TOTAL	Election Day	Absentee	Early Voting
Michelle Beckley	43	19	6	18
Mike Collier	21	8	2	11

DEM Attorney General

Vote For 1

	TOTAL	Election Day	Absentee	Early Voting
Rochelle Mercedes Garza	51	23	8	20
Joe Jaworski	13	4	0	9

DEM Comptroller of Public Accounts

Vote For 1

	TOTAL	Election Day	Absentee	Early Voting
Angel Luis Vega	23	11	0	12
Janet T. Dudding	38	14	8	16

DEM Commissioner of the General Land Office

Vote For 1

	TOTAL	Election Day	Absentee	Early Voting
Sandragrace Martinez	36	17	5	14
Jay Kleberg	24	7	3	14

DEM County Judge County Races

Vote For 1

	TOTAL	Election Day	Absentee	Early Voting
Ina Minjarez	37	17	3	17
Peter Sakai	29	11	5	13

DEM Judge, County Court at Law No. 2 County Races

Vote For 1

	TOTAL	Election Day	Absentee	Early Voting
Melissa Saenz	40	20	5	15
Maria Teresa Garcia	21	6	3	12

DEM District Clerk County Races

Vote For 1

	TOTAL	Election Day	Absentee	Early Voting
Gloria A. Martinez	37	17	7	13
Christine "Chris" Castillo	24	8	1	15

Summary Results Report
May 24, 2022 Joint Primary Runoff Election
May 24, 2022

UNOFFICIAL RESULTS

Bexar County

4097

DEM Justice of the Peace, Precinct No. 4, Place 1 Justice of the Peace, Precinct No. 4

Vote For 1

	TOTAL	Election Day	Absentee	Early Voting
Yolanda Acuña Uresti	28	8	5	15
Michele Garcia	33	17	3	13

RETRIEVED FROM DEMOCRACYDOCKET.COM

Summary Results Report
May 24, 2022 Joint Primary Runoff Election
May 24, 2022

UNOFFICIAL RESULTS

Bexar County

4098

Statistics

	TOTAL	Election Day	Absentee	Early Voting
Registered Voters - Total	1,717			
Ballots Cast - Total	162	71	15	76
Ballots Cast - Democratic Party	88	34	13	41
Voter Turnout - Total	9.44%			

DEM United States Representative, District 21 United States Representative, District 21

Vote For 1

	TOTAL	Election Day	Absentee	Early Voting
Claudia Andreana Zapata	56	27	7	22
Ricardo Villarreal	31	6	6	19

DEM Lieutenant Governor

Vote For 1

	TOTAL	Election Day	Absentee	Early Voting
Michelle Beckley	51	23	8	20
Mike Collier	36	10	5	21

DEM Attorney General

Vote For 1

	TOTAL	Election Day	Absentee	Early Voting
Rochelle Mercedes Garza	64	28	10	26
Joe Jaworski	22	4	3	15

DEM Comptroller of Public Accounts

Vote For 1

	TOTAL	Election Day	Absentee	Early Voting
Angel Luis Vega	41	14	4	23
Janet T. Dudding	45	19	9	17

DEM Commissioner of the General Land Office

Vote For 1

	TOTAL	Election Day	Absentee	Early Voting
Sandragrace Martinez	52	25	6	21
Jay Kleberg	34	8	7	19

DEM County Judge County Races

Vote For 1

	TOTAL	Election Day	Absentee	Early Voting
Ina Minjarez	45	21	6	18
Peter Sakai	43	13	7	23

DEM Judge, County Court at Law No. 2 County Races

Vote For 1

	TOTAL	Election Day	Absentee	Early Voting
Melissa Saenz	47	19	7	21
Maria Teresa Garcia	36	12	6	18

Summary Results Report
May 24, 2022 Joint Primary Runoff Election
May 24, 2022

UNOFFICIAL RESULTS

Bexar County

4098

DEM District Clerk County Races

Vote For 1

	TOTAL	Election Day	Absentee	Early Voting
Gloria A. Martinez	44	19	5	20
Christine "Chris" Castillo	40	12	8	20

DEM Justice of the Peace, Precinct No. 4, Place 1 Justice of the Peace, Precinct No. 4

Vote For 1

	TOTAL	Election Day	Absentee	Early Voting
Yolanda Acuña Uresti	42	14	8	20
Michele Garcia	39	17	4	18

RETRIEVED FROM DEMOCRACYDOCKET.COM

Summary Results Report
May 24, 2022 Joint Primary Runoff Election
May 24, 2022

UNOFFICIAL RESULTS

Bexar County

4099

Statistics

	TOTAL	Election Day	Absentee	Early Voting
Registered Voters - Total	1,272			
Ballots Cast - Total	89	42	11	36
Ballots Cast - Democratic Party	49	17	10	22
Voter Turnout - Total	7.00%			

DEM Lieutenant Governor

Vote For 1

	TOTAL	Election Day	Absentee	Early Voting
Michelle Beckley	27	10	4	13
Mike Collier	19	6	5	8

DEM Attorney General

Vote For 1

	TOTAL	Election Day	Absentee	Early Voting
Rochelle Mercedes Garza	36	12	8	16
Joe Jaworski	11	3	2	6

DEM Comptroller of Public Accounts

Vote For 1

	TOTAL	Election Day	Absentee	Early Voting
Angel Luis Vega	22	9	6	7
Janet T. Dudding	24	6	4	14

DEM Commissioner of the General Land Office

Vote For 1

	TOTAL	Election Day	Absentee	Early Voting
Sandragrace Martinez	28	12	6	10
Jay Kleberg	16	3	3	10

DEM County Judge County Races

Vote For 1

	TOTAL	Election Day	Absentee	Early Voting
Ina Minjarez	21	5	5	11
Peter Sakai	25	10	4	11

DEM Judge, County Court at Law No. 2 County Races

Vote For 1

	TOTAL	Election Day	Absentee	Early Voting
Melissa Saenz	17	8	1	8
Maria Teresa Garcia	28	7	7	14

DEM District Clerk County Races

Vote For 1

	TOTAL	Election Day	Absentee	Early Voting
Gloria A. Martinez	27	11	6	10
Christine "Chris" Castillo	17	4	2	11

Summary Results Report
May 24, 2022 Joint Primary Runoff Election
May 24, 2022

UNOFFICIAL RESULTS

Bexar County

4099

DEM Justice of the Peace, Precinct No. 4, Place 1 Justice of the Peace, Precinct No. 4

Vote For 1

	TOTAL	Election Day	Absentee	Early Voting
Yolanda Acuña Uresti	19	5	4	10
Michele Garcia	25	10	4	11

RETRIEVED FROM DEMOCRACYDOCKET.COM

Summary Results Report
May 24, 2022 Joint Primary Runoff Election
May 24, 2022

UNOFFICIAL RESULTS

Bexar County

4100

Statistics

	TOTAL	Election Day	Absentee	Early Voting
Registered Voters - Total	957			
Ballots Cast - Total	60	22	14	24
Ballots Cast - Democratic Party	40	14	9	17
Voter Turnout - Total	6.27%			

DEM Lieutenant Governor

Vote For 1

	TOTAL	Election Day	Absentee	Early Voting
Michelle Beckley	19	9	2	8
Mike Collier	19	4	7	8

DEM Attorney General

Vote For 1

	TOTAL	Election Day	Absentee	Early Voting
Rochelle Mercedes Garza	31	13	4	14
Joe Jaworski	8	0	5	3

DEM Comptroller of Public Accounts

Vote For 1

	TOTAL	Election Day	Absentee	Early Voting
Angel Luis Vega	13	6	3	4
Janet T. Dudding	22	6	6	10

DEM Commissioner of the General Land Office

Vote For 1

	TOTAL	Election Day	Absentee	Early Voting
Sandragrace Martinez	20	8	5	7
Jay Kleberg	14	4	4	6

DEM County Judge County Races

Vote For 1

	TOTAL	Election Day	Absentee	Early Voting
Ina Minjarez	18	8	4	6
Peter Sakai	19	5	5	9

DEM Judge, County Court at Law No. 2 County Races

Vote For 1

	TOTAL	Election Day	Absentee	Early Voting
Melissa Saenz	20	6	4	10
Maria Teresa Garcia	15	5	5	5

DEM District Clerk County Races

Vote For 1

	TOTAL	Election Day	Absentee	Early Voting
Gloria A. Martinez	20	9	5	6
Christine "Chris" Castillo	14	3	4	7

Summary Results Report
May 24, 2022 Joint Primary Runoff Election
May 24, 2022

UNOFFICIAL RESULTS

Bexar County

4100

DEM Justice of the Peace, Precinct No. 4, Place 1 Justice of the Peace, Precinct No. 4

Vote For 1

	TOTAL	Election Day	Absentee	Early Voting
Yolanda Acuña Uresti	8	2	3	3
Michele Garcia	27	10	6	11

RETRIEVED FROM DEMOCRACYDOCKET.COM

Summary Results Report
May 24, 2022 Joint Primary Runoff Election
May 24, 2022

UNOFFICIAL RESULTS

Bexar County

4101

Statistics

	TOTAL	Election Day	Absentee	Early Voting
Registered Voters - Total	1,217			
Ballots Cast - Total	115	43	14	58
Ballots Cast - Democratic Party	50	16	8	26
Voter Turnout - Total	9.45%			

DEM United States Representative, District 28 United States Representative, District 28

Vote For 1

	TOTAL	Election Day	Absentee	Early Voting
Jessica Cisneros	37	11	6	20
Henry Cuellar	11	4	2	5

DEM Lieutenant Governor

Vote For 1

	TOTAL	Election Day	Absentee	Early Voting
Michelle Beckley	24	8	4	12
Mike Collier	19	6	4	9

DEM Attorney General

Vote For 1

	TOTAL	Election Day	Absentee	Early Voting
Rochelle Mercedes Garza	30	12	4	14
Joe Jaworski	15	3	4	8

DEM Comptroller of Public Accounts

Vote For 1

	TOTAL	Election Day	Absentee	Early Voting
Angel Luis Vega	15	4	5	6
Janet T. Dudding	29	11	3	15

DEM Commissioner of the General Land Office

Vote For 1

	TOTAL	Election Day	Absentee	Early Voting
Sandragrace Martinez	31	9	6	16
Jay Kleberg	14	6	2	6

DEM County Judge County Races

Vote For 1

	TOTAL	Election Day	Absentee	Early Voting
Ina Minjarez	18	6	0	12
Peter Sakai	28	9	8	11

DEM Judge, County Court at Law No. 2 County Races

Vote For 1

	TOTAL	Election Day	Absentee	Early Voting
Melissa Saenz	27	8	7	12
Maria Teresa Garcia	17	7	1	9

Summary Results Report
May 24, 2022 Joint Primary Runoff Election
May 24, 2022

UNOFFICIAL RESULTS

Bexar County

4101

DEM District Clerk County Races

Vote For 1

	TOTAL	Election Day	Absentee	Early Voting
Gloria A. Martinez	26	9	6	11
Christine "Chris" Castillo	18	6	2	10

DEM Justice of the Peace, Precinct No. 4, Place 1 Justice of the Peace, Precinct No. 4

Vote For 1

	TOTAL	Election Day	Absentee	Early Voting
Yolanda Acuña Uresti	25	10	6	9
Michele Garcia	20	6	2	12

RETRIEVED FROM DEMOCRACYDOCKET.COM

Summary Results Report
May 24, 2022 Joint Primary Runoff Election
May 24, 2022

UNOFFICIAL RESULTS

Bexar County

4102

Statistics

	TOTAL	Election Day	Absentee	Early Voting
Registered Voters - Total	944			
Ballots Cast - Total	44	16	4	24
Ballots Cast - Democratic Party	30	13	2	15
Voter Turnout - Total	4.66%			

DEM Lieutenant Governor

Vote For 1

	TOTAL	Election Day	Absentee	Early Voting
Michelle Beckley	16	5	1	10
Mike Collier	12	7	1	4

DEM Attorney General

Vote For 1

	TOTAL	Election Day	Absentee	Early Voting
Rochelle Mercedes Garza	22	10	1	11
Joe Jaworski	6	2	1	3

DEM Comptroller of Public Accounts

Vote For 1

	TOTAL	Election Day	Absentee	Early Voting
Angel Luis Vega	17	9	1	7
Janet T. Dudding	10	2	1	7

DEM Commissioner of the General Land Office

Vote For 1

	TOTAL	Election Day	Absentee	Early Voting
Sandragrace Martinez	18	8	1	9
Jay Kleberg	10	4	1	5

DEM County Judge County Races

Vote For 1

	TOTAL	Election Day	Absentee	Early Voting
Ina Minjarez	8	6	0	2
Peter Sakai	21	6	2	13

DEM Judge, County Court at Law No. 2 County Races

Vote For 1

	TOTAL	Election Day	Absentee	Early Voting
Melissa Saenz	16	6	1	9
Maria Teresa Garcia	10	4	1	5

DEM District Clerk County Races

Vote For 1

	TOTAL	Election Day	Absentee	Early Voting
Gloria A. Martinez	11	6	1	4
Christine "Chris" Castillo	15	4	1	10

Summary Results Report
May 24, 2022 Joint Primary Runoff Election
May 24, 2022

UNOFFICIAL RESULTS

Bexar County

4102

DEM Justice of the Peace, Precinct No. 4, Place 1 Justice of the Peace, Precinct No. 4

Vote For 1

	TOTAL	Election Day	Absentee	Early Voting
Yolanda Acuña Uresti	10	5	1	4
Michele Garcia	18	7	1	10

RETRIEVED FROM DEMOCRACYDOCKET.COM

Summary Results Report
May 24, 2022 Joint Primary Runoff Election
May 24, 2022

UNOFFICIAL RESULTS

Bexar County

4103

Statistics

	TOTAL	Election Day	Absentee	Early Voting
Registered Voters - Total	0			
Ballots Cast - Total	0	0	0	0
Ballots Cast - Democratic Party	0	0	0	0
Voter Turnout - Total	0.00%			

DEM United States Representative, District 28 United States Representative, District 28

Vote For 1

	TOTAL	Election Day	Absentee	Early Voting
Jessica Cisneros	0	0	0	0
Henry Cuellar	0	0	0	0

DEM Lieutenant Governor

Vote For 1

	TOTAL	Election Day	Absentee	Early Voting
Michelle Beckley	0	0	0	0
Mike Collier	0	0	0	0

DEM Attorney General

Vote For 1

	TOTAL	Election Day	Absentee	Early Voting
Rochelle Mercedes Garza	0	0	0	0
Joe Jaworski	0	0	0	0

DEM Comptroller of Public Accounts

Vote For 1

	TOTAL	Election Day	Absentee	Early Voting
Angel Luis Vega	0	0	0	0
Janet T. Dudding	0	0	0	0

DEM Commissioner of the General Land Office

Vote For 1

	TOTAL	Election Day	Absentee	Early Voting
Sandragrace Martinez	0	0	0	0
Jay Kleberg	0	0	0	0

DEM County Judge County Races

Vote For 1

	TOTAL	Election Day	Absentee	Early Voting
Ina Minjarez	0	0	0	0
Peter Sakai	0	0	0	0

DEM Judge, County Court at Law No. 2 County Races

Vote For 1

	TOTAL	Election Day	Absentee	Early Voting
Melissa Saenz	0	0	0	0
Maria Teresa Garcia	0	0	0	0

Summary Results Report
May 24, 2022 Joint Primary Runoff Election
May 24, 2022

UNOFFICIAL RESULTS

Bexar County

4103

DEM District Clerk County Races

Vote For 1

	TOTAL	Election Day	Absentee	Early Voting
Gloria A. Martinez	0	0	0	0
Christine "Chris" Castillo	0	0	0	0

DEM Justice of the Peace, Precinct No. 4, Place 1 Justice of the Peace, Precinct No. 4

Vote For 1

	TOTAL	Election Day	Absentee	Early Voting
Yolanda Acuña Uresti	0	0	0	0
Michele Garcia	0	0	0	0

RETRIEVED FROM DEMOCRACYDOCKET.COM

Summary Results Report
May 24, 2022 Joint Primary Runoff Election
May 24, 2022

UNOFFICIAL RESULTS

Bexar County

4104

Statistics

	TOTAL	Election Day	Absentee	Early Voting
Registered Voters - Total	2,536			
Ballots Cast - Total	133	47	19	67
Ballots Cast - Democratic Party	65	23	13	29
Voter Turnout - Total	5.24%			

DEM United States Representative, District 21 United States Representative, District 21

Vote For 1

	TOTAL	Election Day	Absentee	Early Voting
Claudia Andreana Zapata	50	20	5	25
Ricardo Villarreal	12	1	8	3

DEM Lieutenant Governor

Vote For 1

	TOTAL	Election Day	Absentee	Early Voting
Michelle Beckley	38	13	6	19
Mike Collier	26	10	7	9

DEM Attorney General

Vote For 1

	TOTAL	Election Day	Absentee	Early Voting
Rochelle Mercedes Garza	52	20	12	20
Joe Jaworski	12	3	1	8

DEM Comptroller of Public Accounts

Vote For 1

	TOTAL	Election Day	Absentee	Early Voting
Angel Luis Vega	31	9	8	14
Janet T. Dudding	32	13	5	14

DEM Commissioner of the General Land Office

Vote For 1

	TOTAL	Election Day	Absentee	Early Voting
Sandragrace Martinez	42	13	10	19
Jay Kleberg	21	9	3	9

DEM County Judge County Races

Vote For 1

	TOTAL	Election Day	Absentee	Early Voting
Ina Minjarez	30	10	6	14
Peter Sakai	35	13	7	15

DEM Judge, County Court at Law No. 2 County Races

Vote For 1

	TOTAL	Election Day	Absentee	Early Voting
Melissa Saenz	35	16	5	14
Maria Teresa Garcia	25	6	8	11

Summary Results Report
May 24, 2022 Joint Primary Runoff Election
May 24, 2022

UNOFFICIAL RESULTS

Bexar County

4104

DEM District Clerk County Races

Vote For 1

	TOTAL	Election Day	Absentee	Early Voting
Gloria A. Martinez	37	13	10	14
Christine "Chris" Castillo	25	9	3	13

DEM Justice of the Peace, Precinct No. 4, Place 1 Justice of the Peace, Precinct No. 4

Vote For 1

	TOTAL	Election Day	Absentee	Early Voting
Yolanda Acuña Uresti	40	15	11	14
Michele Garcia	23	8	2	13

RETRIEVED FROM DEMOCRACYDOCKET.COM

Summary Results Report
May 24, 2022 Joint Primary Runoff Election
May 24, 2022

UNOFFICIAL RESULTS

Bexar County

4105

Statistics

	TOTAL	Election Day	Absentee	Early Voting
Registered Voters - Total	1,265			
Ballots Cast - Total	103	47	13	43
Ballots Cast - Democratic Party	41	18	6	17
Voter Turnout - Total	8.14%			

DEM Lieutenant Governor

Vote For 1

	TOTAL	Election Day	Absentee	Early Voting
Michelle Beckley	26	15	2	9
Mike Collier	15	3	4	8

DEM Attorney General

Vote For 1

	TOTAL	Election Day	Absentee	Early Voting
Rochelle Mercedes Garza	37	16	6	15
Joe Jaworski	4	2	0	2

DEM Comptroller of Public Accounts

Vote For 1

	TOTAL	Election Day	Absentee	Early Voting
Angel Luis Vega	18	8	1	9
Janet T. Dudding	23	10	5	8

DEM Commissioner of the General Land Office

Vote For 1

	TOTAL	Election Day	Absentee	Early Voting
Sandragrace Martinez	28	12	2	14
Jay Kleberg	10	5	2	3

DEM County Judge County Races

Vote For 1

	TOTAL	Election Day	Absentee	Early Voting
Ina Minjarez	23	15	2	6
Peter Sakai	18	3	4	11

DEM Judge, County Court at Law No. 2 County Races

Vote For 1

	TOTAL	Election Day	Absentee	Early Voting
Melissa Saenz	24	12	3	9
Maria Teresa Garcia	14	5	2	7

DEM District Clerk County Races

Vote For 1

	TOTAL	Election Day	Absentee	Early Voting
Gloria A. Martinez	22	11	2	9
Christine "Chris" Castillo	17	7	3	7

Summary Results Report
May 24, 2022 Joint Primary Runoff Election
May 24, 2022

UNOFFICIAL RESULTS

Bexar County

4105

DEM Justice of the Peace, Precinct No. 4, Place 1 Justice of the Peace, Precinct No. 4

Vote For 1

	TOTAL	Election Day	Absentee	Early Voting
Yolanda Acuña Uresti	26	15	3	8
Michele Garcia	13	3	2	8

RETRIEVED FROM DEMOCRACYDOCKET.COM

Summary Results Report
May 24, 2022 Joint Primary Runoff Election
May 24, 2022

UNOFFICIAL RESULTS

Bexar County

4106

Statistics

	TOTAL	Election Day	Absentee	Early Voting
Registered Voters - Total	589			
Ballots Cast - Total	30	9	9	12
Ballots Cast - Democratic Party	20	5	9	6
Voter Turnout - Total	5.09%			

DEM Lieutenant Governor

Vote For 1

	TOTAL	Election Day	Absentee	Early Voting
Michelle Beckley	10	4	4	2
Mike Collier	10	1	5	4

DEM Attorney General

Vote For 1

	TOTAL	Election Day	Absentee	Early Voting
Rochelle Mercedes Garza	16	5	8	3
Joe Jaworski	4	0	1	3

DEM Comptroller of Public Accounts

Vote For 1

	TOTAL	Election Day	Absentee	Early Voting
Angel Luis Vega	10	4	4	2
Janet T. Dudding	9	0	5	4

DEM Commissioner of the General Land Office

Vote For 1

	TOTAL	Election Day	Absentee	Early Voting
Sandragrace Martinez	19	5	9	5
Jay Kleberg	1	0	0	1

DEM County Judge County Races

Vote For 1

	TOTAL	Election Day	Absentee	Early Voting
Ina Minjarez	9	4	2	3
Peter Sakai	11	1	7	3

DEM Judge, County Court at Law No. 2 County Races

Vote For 1

	TOTAL	Election Day	Absentee	Early Voting
Melissa Saenz	7	2	3	2
Maria Teresa Garcia	12	3	6	3

DEM District Clerk County Races

Vote For 1

	TOTAL	Election Day	Absentee	Early Voting
Gloria A. Martinez	13	4	6	3
Christine "Chris" Castillo	7	1	3	3

Summary Results Report
May 24, 2022 Joint Primary Runoff Election
May 24, 2022

UNOFFICIAL RESULTS

Bexar County

4106

DEM Justice of the Peace, Precinct No. 4, Place 1 Justice of the Peace, Precinct No. 4

Vote For 1

	TOTAL	Election Day	Absentee	Early Voting
Yolanda Acuña Uresti	7	1	3	3
Michele Garcia	12	4	5	3

RETRIEVED FROM DEMOCRACYDOCKET.COM

Summary Results Report
May 24, 2022 Joint Primary Runoff Election
May 24, 2022

UNOFFICIAL RESULTS

Bexar County

4107

Statistics

	TOTAL	Election Day	Absentee	Early Voting
Registered Voters - Total	1,224			
Ballots Cast - Total	175	86	28	61
Ballots Cast - Democratic Party	98	44	20	34
Voter Turnout - Total	14.30%			

DEM Lieutenant Governor

Vote For 1

	TOTAL	Election Day	Absentee	Early Voting
Michelle Beckley	49	25	6	18
Mike Collier	47	17	14	16

DEM Attorney General

Vote For 1

	TOTAL	Election Day	Absentee	Early Voting
Rochelle Mercedes Garza	62	31	13	18
Joe Jaworski	34	11	7	16

DEM Comptroller of Public Accounts

Vote For 1

	TOTAL	Election Day	Absentee	Early Voting
Angel Luis Vega	28	14	4	10
Janet T. Dudding	65	27	16	22

DEM Commissioner of the General Land Office

Vote For 1

	TOTAL	Election Day	Absentee	Early Voting
Sandragrace Martinez	45	26	6	13
Jay Kleberg	47	14	14	19

DEM County Judge County Races

Vote For 1

	TOTAL	Election Day	Absentee	Early Voting
Ina Minjarez	29	17	5	7
Peter Sakai	67	25	15	27

DEM Judge, County Court at Law No. 2 County Races

Vote For 1

	TOTAL	Election Day	Absentee	Early Voting
Melissa Saenz	42	16	9	17
Maria Teresa Garcia	48	23	11	14

DEM District Clerk County Races

Vote For 1

	TOTAL	Election Day	Absentee	Early Voting
Gloria A. Martinez	44	22	10	12
Christine "Chris" Castillo	46	17	10	19

Summary Results Report
May 24, 2022 Joint Primary Runoff Election
May 24, 2022

UNOFFICIAL RESULTS

Bexar County

4107

DEM Justice of the Peace, Precinct No. 4, Place 1 Justice of the Peace, Precinct No. 4

Vote For 1

	TOTAL	Election Day	Absentee	Early Voting
Yolanda Acuña Uresti	35	17	6	12
Michele Garcia	58	25	14	19

RETRIEVED FROM DEMOCRACYDOCKET.COM

Summary Results Report
May 24, 2022 Joint Primary Runoff Election
May 24, 2022

UNOFFICIAL RESULTS

Bexar County

4108

Statistics

	TOTAL	Election Day	Absentee	Early Voting
Registered Voters - Total	3,717			
Ballots Cast - Total	289	111	37	141
Ballots Cast - Democratic Party	162	51	29	82
Voter Turnout - Total	7.78%			

DEM United States Representative, District 21 United States Representative, District 21

Vote For 1

	TOTAL	Election Day	Absentee	Early Voting
Claudia Andreana Zapata	111	36	15	60
Ricardo Villarreal	41	10	13	18

DEM Lieutenant Governor

Vote For 1

	TOTAL	Election Day	Absentee	Early Voting
Michelle Beckley	96	32	12	52
Mike Collier	59	16	16	27

DEM Attorney General

Vote For 1

	TOTAL	Election Day	Absentee	Early Voting
Rochelle Mercedes Garza	120	43	17	60
Joe Jaworski	36	6	10	20

DEM Comptroller of Public Accounts

Vote For 1

	TOTAL	Election Day	Absentee	Early Voting
Angel Luis Vega	66	22	8	36
Janet T. Dudding	89	26	20	43

DEM Commissioner of the General Land Office

Vote For 1

	TOTAL	Election Day	Absentee	Early Voting
Sandragrace Martinez	89	30	13	46
Jay Kleberg	65	15	15	35

DEM County Judge County Races

Vote For 1

	TOTAL	Election Day	Absentee	Early Voting
Ina Minjarez	73	27	6	40
Peter Sakai	85	21	23	41

DEM Judge, County Court at Law No. 2 County Races

Vote For 1

	TOTAL	Election Day	Absentee	Early Voting
Melissa Saenz	83	26	9	48
Maria Teresa Garcia	63	18	14	31

Summary Results Report
May 24, 2022 Joint Primary Runoff Election
May 24, 2022

UNOFFICIAL RESULTS

Bexar County

4108

DEM District Clerk County Races

Vote For 1

	TOTAL	Election Day	Absentee	Early Voting
Gloria A. Martinez	75	20	13	42
Christine "Chris" Castillo	71	22	12	37

DEM Justice of the Peace, Precinct No. 4, Place 1 Justice of the Peace, Precinct No. 4

Vote For 1

	TOTAL	Election Day	Absentee	Early Voting
Yolanda Acuña Uresti	66	17	11	38
Michele Garcia	85	27	16	42

RETRIEVED FROM DEMOCRACYDOCKET.COM

Summary Results Report
May 24, 2022 Joint Primary Runoff Election
May 24, 2022

UNOFFICIAL RESULTS

Bexar County

4109

Statistics

	TOTAL	Election Day	Absentee	Early Voting
Registered Voters - Total	1,763			
Ballots Cast - Total	83	39	5	39
Ballots Cast - Democratic Party	53	22	5	26
Voter Turnout - Total	4.71%			

DEM Lieutenant Governor

Vote For 1

	TOTAL	Election Day	Absentee	Early Voting
Michelle Beckley	34	17	2	15
Mike Collier	12	3	3	6

DEM Attorney General

Vote For 1

	TOTAL	Election Day	Absentee	Early Voting
Rochelle Mercedes Garza	39	20	2	17
Joe Jaworski	9	1	3	5

DEM Comptroller of Public Accounts

Vote For 1

	TOTAL	Election Day	Absentee	Early Voting
Angel Luis Vega	20	6	4	10
Janet T. Dudding	24	13	1	10

DEM Commissioner of the General Land Office

Vote For 1

	TOTAL	Election Day	Absentee	Early Voting
Sandragrace Martinez	34	15	2	17
Jay Kleberg	9	3	3	3

DEM County Judge County Races

Vote For 1

	TOTAL	Election Day	Absentee	Early Voting
Ina Minjarez	21	12	0	9
Peter Sakai	29	9	5	15

DEM Judge, County Court at Law No. 2 County Races

Vote For 1

	TOTAL	Election Day	Absentee	Early Voting
Melissa Saenz	25	8	4	13
Maria Teresa Garcia	22	11	1	10

DEM District Clerk County Races

Vote For 1

	TOTAL	Election Day	Absentee	Early Voting
Gloria A. Martinez	23	8	3	12
Christine "Chris" Castillo	24	10	2	12

Summary Results Report
May 24, 2022 Joint Primary Runoff Election
May 24, 2022

UNOFFICIAL RESULTS

Bexar County

4109

DEM Justice of the Peace, Precinct No. 4, Place 1 Justice of the Peace, Precinct No. 4

Vote For 1

	TOTAL	Election Day	Absentee	Early Voting
Yolanda Acuña Uresti	25	12	2	11
Michele Garcia	22	8	3	11

RETRIEVED FROM DEMOCRACYDOCKET.COM

Summary Results Report
May 24, 2022 Joint Primary Runoff Election
May 24, 2022

UNOFFICIAL RESULTS

Bexar County

4110

Statistics

	TOTAL	Election Day	Absentee	Early Voting
Registered Voters - Total	1,223			
Ballots Cast - Total	159	81	14	64
Ballots Cast - Democratic Party	132	61	14	57
Voter Turnout - Total	13.00%			

DEM Lieutenant Governor

Vote For 1

	TOTAL	Election Day	Absentee	Early Voting
Michelle Beckley	61	37	5	19
Mike Collier	68	23	9	36

DEM Attorney General

Vote For 1

	TOTAL	Election Day	Absentee	Early Voting
Rochelle Mercedes Garza	95	48	10	37
Joe Jaworski	31	11	4	16

DEM Comptroller of Public Accounts

Vote For 1

	TOTAL	Election Day	Absentee	Early Voting
Angel Luis Vega	33	22	3	8
Janet T. Dudding	80	31	9	40

DEM Commissioner of the General Land Office

Vote For 1

	TOTAL	Election Day	Absentee	Early Voting
Sandragrace Martinez	51	29	4	18
Jay Kleberg	77	30	10	37

DEM County Judge County Races

Vote For 1

	TOTAL	Election Day	Absentee	Early Voting
Ina Minjarez	60	32	4	24
Peter Sakai	70	27	10	33

DEM Judge, County Court at Law No. 2 County Races

Vote For 1

	TOTAL	Election Day	Absentee	Early Voting
Melissa Saenz	73	29	9	35
Maria Teresa Garcia	37	21	4	12

DEM District Clerk County Races

Vote For 1

	TOTAL	Election Day	Absentee	Early Voting
Gloria A. Martinez	37	19	7	11
Christine "Chris" Castillo	79	33	7	39

Summary Results Report
May 24, 2022 Joint Primary Runoff Election
May 24, 2022

UNOFFICIAL RESULTS

Bexar County

4110

DEM Justice of the Peace, Precinct No. 4, Place 1 Justice of the Peace, Precinct No. 4

Vote For 1

	TOTAL	Election Day	Absentee	Early Voting
Yolanda Acuña Uresti	50	27	5	18
Michele Garcia	61	22	9	30

RETRIEVED FROM DEMOCRACYDOCKET.COM

Summary Results Report
May 24, 2022 Joint Primary Runoff Election
May 24, 2022

UNOFFICIAL RESULTS

Bexar County

4111

Statistics

	TOTAL	Election Day	Absentee	Early Voting
Registered Voters - Total	462			
Ballots Cast - Total	8	2	1	5
Ballots Cast - Democratic Party	8	2	1	5
Voter Turnout - Total	1.73%			

DEM Lieutenant Governor

Vote For 1

	TOTAL	Election Day	Absentee	Early Voting
Michelle Beckley	5	1	1	3
Mike Collier	2	0	0	2

DEM Attorney General

Vote For 1

	TOTAL	Election Day	Absentee	Early Voting
Rochelle Mercedes Garza	5	1	1	3
Joe Jaworski	3	1	0	2

DEM Comptroller of Public Accounts

Vote For 1

	TOTAL	Election Day	Absentee	Early Voting
Angel Luis Vega	2	2	0	0
Janet T. Dudding	6	0	1	5

DEM Commissioner of the General Land Office

Vote For 1

	TOTAL	Election Day	Absentee	Early Voting
Sandragrace Martinez	8	2	1	5
Jay Kleberg	0	0	0	0

DEM County Judge County Races

Vote For 1

	TOTAL	Election Day	Absentee	Early Voting
Ina Minjarez	1	0	0	1
Peter Sakai	7	2	1	4

DEM Judge, County Court at Law No. 2 County Races

Vote For 1

	TOTAL	Election Day	Absentee	Early Voting
Melissa Saenz	3	1	0	2
Maria Teresa Garcia	5	1	1	3

DEM District Clerk County Races

Vote For 1

	TOTAL	Election Day	Absentee	Early Voting
Gloria A. Martinez	4	0	0	4
Christine "Chris" Castillo	3	1	1	1

Summary Results Report
May 24, 2022 Joint Primary Runoff Election
May 24, 2022

UNOFFICIAL RESULTS

Bexar County

4111

DEM Justice of the Peace, Precinct No. 4, Place 1 Justice of the Peace, Precinct No. 4

Vote For 1

	TOTAL	Election Day	Absentee	Early Voting
Yolanda Acuña Uresti	4	1	0	3
Michele Garcia	3	0	1	2

RETRIEVED FROM DEMOCRACYDOCKET.COM

Summary Results Report
May 24, 2022 Joint Primary Runoff Election
May 24, 2022

UNOFFICIAL RESULTS

Bexar County

4112

Statistics

	TOTAL	Election Day	Absentee	Early Voting
Registered Voters - Total	754			
Ballots Cast - Total	219	44	67	108
Ballots Cast - Democratic Party	112	19	40	53
Voter Turnout - Total	29.05%			

DEM United States Representative, District 21 United States Representative, District 21

Vote For 1

	TOTAL	Election Day	Absentee	Early Voting
Claudia Andreana Zapata	67	10	25	32
Ricardo Villarreal	35	4	15	16

DEM Lieutenant Governor

Vote For 1

	TOTAL	Election Day	Absentee	Early Voting
Michelle Beckley	22	6	5	11
Mike Collier	82	11	34	37

DEM Attorney General

Vote For 1

	TOTAL	Election Day	Absentee	Early Voting
Rochelle Mercedes Garza	79	11	29	39
Joe Jaworski	26	5	11	10

DEM Comptroller of Public Accounts

Vote For 1

	TOTAL	Election Day	Absentee	Early Voting
Angel Luis Vega	15	3	3	9
Janet T. Dudding	85	11	37	37

DEM Commissioner of the General Land Office

Vote For 1

	TOTAL	Election Day	Absentee	Early Voting
Sandragrace Martinez	24	7	7	10
Jay Kleberg	86	12	33	41

DEM County Judge County Races

Vote For 1

	TOTAL	Election Day	Absentee	Early Voting
Ina Minjarez	34	4	11	19
Peter Sakai	75	12	29	34

DEM Judge, County Court at Law No. 2 County Races

Vote For 1

	TOTAL	Election Day	Absentee	Early Voting
Melissa Saenz	75	11	29	35
Maria Teresa Garcia	20	4	7	9

Summary Results Report
May 24, 2022 Joint Primary Runoff Election
May 24, 2022

UNOFFICIAL RESULTS

Bexar County

4112

DEM District Clerk County Races

Vote For 1

	TOTAL	Election Day	Absentee	Early Voting
Gloria A. Martinez	19	4	5	10
Christine "Chris" Castillo	81	11	32	38

DEM Justice of the Peace, Precinct No. 4, Place 1 Justice of the Peace, Precinct No. 4

Vote For 1

	TOTAL	Election Day	Absentee	Early Voting
Yolanda Acuña Uresti	29	5	8	16
Michele Garcia	61	8	28	25

RETRIEVED FROM DEMOCRACYDOCKET.COM

Summary Results Report
May 24, 2022 Joint Primary Runoff Election
May 24, 2022

UNOFFICIAL RESULTS

Bexar County

4113

Statistics

	TOTAL	Election Day	Absentee	Early Voting
Registered Voters - Total	1,020			
Ballots Cast - Total	94	34	8	52
Ballots Cast - Democratic Party	83	30	7	46
Voter Turnout - Total	9.22%			

DEM United States Representative, District 28 United States Representative, District 28

Vote For 1

	TOTAL	Election Day	Absentee	Early Voting
Jessica Cisneros	67	26	4	37
Henry Cuellar	16	4	3	9

DEM Lieutenant Governor

Vote For 1

	TOTAL	Election Day	Absentee	Early Voting
Michelle Beckley	42	15	5	22
Mike Collier	24	7	1	16

DEM Attorney General

Vote For 1

	TOTAL	Election Day	Absentee	Early Voting
Rochelle Mercedes Garza	47	17	4	26
Joe Jaworski	21	8	2	11

DEM Comptroller of Public Accounts

Vote For 1

	TOTAL	Election Day	Absentee	Early Voting
Angel Luis Vega	31	8	4	19
Janet T. Dudding	30	13	2	15

DEM Commissioner of the General Land Office

Vote For 1

	TOTAL	Election Day	Absentee	Early Voting
Sandragrace Martinez	36	13	4	19
Jay Kleberg	26	8	2	16

DEM County Judge County Races

Vote For 1

	TOTAL	Election Day	Absentee	Early Voting
Ina Minjarez	25	13	4	8
Peter Sakai	53	15	3	35

DEM Judge, County Court at Law No. 2 County Races

Vote For 1

	TOTAL	Election Day	Absentee	Early Voting
Melissa Saenz	27	12	4	11
Maria Teresa Garcia	37	11	2	24

Summary Results Report
May 24, 2022 Joint Primary Runoff Election
May 24, 2022

UNOFFICIAL RESULTS

Bexar County

4113

DEM District Clerk County Races

Vote For 1

	TOTAL	Election Day	Absentee	Early Voting
Gloria A. Martinez	40	15	3	22
Christine "Chris" Castillo	27	8	3	16

DEM Justice of the Peace, Precinct No. 4, Place 1 Justice of the Peace, Precinct No. 4

Vote For 1

	TOTAL	Election Day	Absentee	Early Voting
Yolanda Acuña Uresti	28	8	3	17
Michele Garcia	42	18	3	21

RETRIEVED FROM DEMOCRACYDOCKET.COM

Summary Results Report
May 24, 2022 Joint Primary Runoff Election
May 24, 2022

UNOFFICIAL RESULTS

Bexar County

4114

Statistics

	TOTAL	Election Day	Absentee	Early Voting
Registered Voters - Total	83			
Ballots Cast - Total	2	0	0	2
Ballots Cast - Democratic Party	1	0	0	1
Voter Turnout - Total	2.41%			

DEM Lieutenant Governor

Vote For 1

	TOTAL	Election Day	Absentee	Early Voting
Michelle Beckley	1	0	0	1
Mike Collier	0	0	0	0

DEM Attorney General

Vote For 1

	TOTAL	Election Day	Absentee	Early Voting
Rochelle Mercedes Garza	1	0	0	1
Joe Jaworski	0	0	0	0

DEM Comptroller of Public Accounts

Vote For 1

	TOTAL	Election Day	Absentee	Early Voting
Angel Luis Vega	1	0	0	1
Janet T. Dudding	0	0	0	0

DEM Commissioner of the General Land Office

Vote For 1

	TOTAL	Election Day	Absentee	Early Voting
Sandragrace Martinez	1	0	0	1
Jay Kleberg	0	0	0	0

DEM County Judge County Races

Vote For 1

	TOTAL	Election Day	Absentee	Early Voting
Ina Minjarez	1	0	0	1
Peter Sakai	0	0	0	0

DEM Judge, County Court at Law No. 2 County Races

Vote For 1

	TOTAL	Election Day	Absentee	Early Voting
Melissa Saenz	1	0	0	1
Maria Teresa Garcia	0	0	0	0

DEM District Clerk County Races

Vote For 1

	TOTAL	Election Day	Absentee	Early Voting
Gloria A. Martinez	1	0	0	1
Christine "Chris" Castillo	0	0	0	0

Summary Results Report
May 24, 2022 Joint Primary Runoff Election
May 24, 2022

UNOFFICIAL RESULTS

Bexar County

4114

DEM Justice of the Peace, Precinct No. 4, Place 1 Justice of the Peace, Precinct No. 4

Vote For 1

	TOTAL	Election Day	Absentee	Early Voting
Yolanda Acuña Uresti	0	0	0	0
Michele Garcia	1	0	0	1

RETRIEVED FROM DEMOCRACYDOCKET.COM

Summary Results Report
May 24, 2022 Joint Primary Runoff Election
May 24, 2022

UNOFFICIAL RESULTS

Bexar County

4115

Statistics

	TOTAL	Election Day	Absentee	Early Voting
Registered Voters - Total	209			
Ballots Cast - Total	37	10	8	19
Ballots Cast - Democratic Party	19	3	6	10
Voter Turnout - Total	17.70%			

DEM United States Representative, District 21 United States Representative, District 21

Vote For 1

	TOTAL	Election Day	Absentee	Early Voting
Claudia Andreana Zapata	11	1	2	8
Ricardo Villarreal	7	1	4	2

DEM Lieutenant Governor

Vote For 1

	TOTAL	Election Day	Absentee	Early Voting
Michelle Beckley	12	2	1	9
Mike Collier	7	1	5	1

DEM Attorney General

Vote For 1

	TOTAL	Election Day	Absentee	Early Voting
Rochelle Mercedes Garza	12	2	1	9
Joe Jaworski	6	1	4	1

DEM Comptroller of Public Accounts

Vote For 1

	TOTAL	Election Day	Absentee	Early Voting
Angel Luis Vega	12	1	4	7
Janet T. Dudding	5	0	2	3

DEM Commissioner of the General Land Office

Vote For 1

	TOTAL	Election Day	Absentee	Early Voting
Sandragrace Martinez	9	1	1	7
Jay Kleberg	9	1	5	3

DEM County Judge County Races

Vote For 1

	TOTAL	Election Day	Absentee	Early Voting
Ina Minjarez	4	2	1	1
Peter Sakai	15	1	5	9

DEM Judge, County Court at Law No. 2 County Races

Vote For 1

	TOTAL	Election Day	Absentee	Early Voting
Melissa Saenz	11	1	5	5
Maria Teresa Garcia	8	2	1	5

Summary Results Report
May 24, 2022 Joint Primary Runoff Election
May 24, 2022

UNOFFICIAL RESULTS

Bexar County

4115

DEM District Clerk County Races

Vote For 1

	TOTAL	Election Day	Absentee	Early Voting
Gloria A. Martinez	9	1	1	7
Christine "Chris" Castillo	8	1	4	3

DEM Justice of the Peace, Precinct No. 4, Place 1 Justice of the Peace, Precinct No. 4

Vote For 1

	TOTAL	Election Day	Absentee	Early Voting
Yolanda Acuña Uresti	8	1	2	5
Michele Garcia	9	1	3	5

RETRIEVED FROM DEMOCRACYDOCKET.COM

Summary Results Report
May 24, 2022 Joint Primary Runoff Election
May 24, 2022

UNOFFICIAL RESULTS

Bexar County

4116

Statistics

	TOTAL	Election Day	Absentee	Early Voting
Registered Voters - Total	38			
Ballots Cast - Total	15	4	2	9
Ballots Cast - Democratic Party	9	2	2	5
Voter Turnout - Total	39.47%			

DEM United States Representative, District 28 United States Representative, District 28

Vote For 1

	TOTAL	Election Day	Absentee	Early Voting
Jessica Cisneros	9	2	2	5
Henry Cuellar	0	0	0	0

DEM Lieutenant Governor

Vote For 1

	TOTAL	Election Day	Absentee	Early Voting
Michelle Beckley	3	0	0	3
Mike Collier	6	2	2	2

DEM Attorney General

Vote For 1

	TOTAL	Election Day	Absentee	Early Voting
Rochelle Mercedes Garza	7	2	0	5
Joe Jaworski	2	0	2	0

DEM Comptroller of Public Accounts

Vote For 1

	TOTAL	Election Day	Absentee	Early Voting
Angel Luis Vega	2	2	0	0
Janet T. Dudding	7	0	2	5

DEM Commissioner of the General Land Office

Vote For 1

	TOTAL	Election Day	Absentee	Early Voting
Sandragrace Martinez	5	2	0	3
Jay Kleberg	4	0	2	2

DEM County Judge County Races

Vote For 1

	TOTAL	Election Day	Absentee	Early Voting
Ina Minjarez	5	1	0	4
Peter Sakai	4	1	2	1

DEM Judge, County Court at Law No. 2 County Races

Vote For 1

	TOTAL	Election Day	Absentee	Early Voting
Melissa Saenz	9	2	2	5
Maria Teresa Garcia	0	0	0	0

Summary Results Report
May 24, 2022 Joint Primary Runoff Election
May 24, 2022

UNOFFICIAL RESULTS

Bexar County

4116

DEM District Clerk County Races

Vote For 1

	TOTAL	Election Day	Absentee	Early Voting
Gloria A. Martinez	3	1	0	2
Christine "Chris" Castillo	6	1	2	3

DEM Justice of the Peace, Precinct No. 4, Place 1 Justice of the Peace, Precinct No. 4

Vote For 1

	TOTAL	Election Day	Absentee	Early Voting
Yolanda Acuña Uresti	3	1	0	2
Michele Garcia	6	1	2	3

RETRIEVED FROM DEMOCRACYDOCKET.COM

Summary Results Report
May 24, 2022 Joint Primary Runoff Election
May 24, 2022

UNOFFICIAL RESULTS

Bexar County

4117

Statistics

	TOTAL	Election Day	Absentee	Early Voting
Registered Voters - Total	514			
Ballots Cast - Total	89	28	17	44
Ballots Cast - Democratic Party	51	19	6	26
Voter Turnout - Total	17.32%			

DEM United States Representative, District 21 United States Representative, District 21

Vote For 1

	TOTAL	Election Day	Absentee	Early Voting
Claudia Andreana Zapata	31	13	2	16
Ricardo Villarreal	17	6	4	7

DEM Lieutenant Governor

Vote For 1

	TOTAL	Election Day	Absentee	Early Voting
Michelle Beckley	29	10	4	15
Mike Collier	19	9	2	8

DEM Attorney General

Vote For 1

	TOTAL	Election Day	Absentee	Early Voting
Rochelle Mercedes Garza	26	15	1	10
Joe Jaworski	22	4	5	13

DEM Comptroller of Public Accounts

Vote For 1

	TOTAL	Election Day	Absentee	Early Voting
Angel Luis Vega	17	6	1	10
Janet T. Dudding	30	12	5	13

DEM Commissioner of the General Land Office

Vote For 1

	TOTAL	Election Day	Absentee	Early Voting
Sandragrace Martinez	20	7	1	12
Jay Kleberg	29	12	5	12

DEM County Judge County Races

Vote For 1

	TOTAL	Election Day	Absentee	Early Voting
Ina Minjarez	12	4	1	7
Peter Sakai	39	15	5	19

DEM Judge, County Court at Law No. 2 County Races

Vote For 1

	TOTAL	Election Day	Absentee	Early Voting
Melissa Saenz	27	13	2	12
Maria Teresa Garcia	19	5	4	10

Summary Results Report
May 24, 2022 Joint Primary Runoff Election
May 24, 2022

UNOFFICIAL RESULTS

Bexar County

4117

DEM District Clerk County Races

Vote For 1

	TOTAL	Election Day	Absentee	Early Voting
Gloria A. Martinez	18	7	3	8
Christine "Chris" Castillo	30	11	3	16

DEM Justice of the Peace, Precinct No. 4, Place 1 Justice of the Peace, Precinct No. 4

Vote For 1

	TOTAL	Election Day	Absentee	Early Voting
Yolanda Acuña Uresti	27	12	5	10
Michele Garcia	20	6	1	13

RETRIEVED FROM DEMOCRACYDOCKET.COM

Summary Results Report
May 24, 2022 Joint Primary Runoff Election
May 24, 2022

UNOFFICIAL RESULTS

Bexar County

4118

Statistics

	TOTAL	Election Day	Absentee	Early Voting
Registered Voters - Total	73			
Ballots Cast - Total	8	6	1	1
Ballots Cast - Democratic Party	2	1	1	0
Voter Turnout - Total	10.96%			

DEM United States Representative, District 28 United States Representative, District 28

Vote For 1

	TOTAL	Election Day	Absentee	Early Voting
Jessica Cisneros	2	1	1	0
Henry Cuellar	0	0	0	0

DEM Lieutenant Governor

Vote For 1

	TOTAL	Election Day	Absentee	Early Voting
Michelle Beckley	1	1	0	0
Mike Collier	1	0	1	0

DEM Attorney General

Vote For 1

	TOTAL	Election Day	Absentee	Early Voting
Rochelle Mercedes Garza	1	1	0	0
Joe Jaworski	1	0	1	0

DEM Comptroller of Public Accounts

Vote For 1

	TOTAL	Election Day	Absentee	Early Voting
Angel Luis Vega	1	0	1	0
Janet T. Dudding	1	1	0	0

DEM Commissioner of the General Land Office

Vote For 1

	TOTAL	Election Day	Absentee	Early Voting
Sandragrace Martinez	1	1	0	0
Jay Kleberg	1	0	1	0

DEM County Judge County Races

Vote For 1

	TOTAL	Election Day	Absentee	Early Voting
Ina Minjarez	1	1	0	0
Peter Sakai	1	0	1	0

DEM Judge, County Court at Law No. 2 County Races

Vote For 1

	TOTAL	Election Day	Absentee	Early Voting
Melissa Saenz	2	1	1	0
Maria Teresa Garcia	0	0	0	0

Summary Results Report
May 24, 2022 Joint Primary Runoff Election
May 24, 2022

UNOFFICIAL RESULTS

Bexar County

4118

DEM District Clerk County Races

Vote For 1

	TOTAL	Election Day	Absentee	Early Voting
Gloria A. Martinez	1	0	1	0
Christine "Chris" Castillo	1	1	0	0

DEM Justice of the Peace, Precinct No. 4, Place 1 Justice of the Peace, Precinct No. 4

Vote For 1

	TOTAL	Election Day	Absentee	Early Voting
Yolanda Acuña Uresti	1	0	1	0
Michele Garcia	1	1	0	0

RETRIEVED FROM DEMOCRACYDOCKET.COM

Summary Results Report
May 24, 2022 Joint Primary Runoff Election
May 24, 2022

UNOFFICIAL RESULTS

Bexar County

4119

Statistics

	TOTAL	Election Day	Absentee	Early Voting
Registered Voters - Total	586			
Ballots Cast - Total	48	22	1	25
Ballots Cast - Democratic Party	35	16	1	18
Voter Turnout - Total	8.19%			

DEM Lieutenant Governor

Vote For 1

	TOTAL	Election Day	Absentee	Early Voting
Michelle Beckley	18	11	0	7
Mike Collier	14	3	1	10

DEM Attorney General

Vote For 1

	TOTAL	Election Day	Absentee	Early Voting
Rochelle Mercedes Garza	28	12	1	15
Joe Jaworski	5	2	0	3

DEM Comptroller of Public Accounts

Vote For 1

	TOTAL	Election Day	Absentee	Early Voting
Angel Luis Vega	15	7	0	8
Janet T. Dudding	15	6	1	8

DEM Commissioner of the General Land Office

Vote For 1

	TOTAL	Election Day	Absentee	Early Voting
Sandragrace Martinez	19	8	0	11
Jay Kleberg	13	6	1	6

DEM County Judge County Races

Vote For 1

	TOTAL	Election Day	Absentee	Early Voting
Ina Minjarez	20	12	0	8
Peter Sakai	13	2	1	10

DEM Judge, County Court at Law No. 2 County Races

Vote For 1

	TOTAL	Election Day	Absentee	Early Voting
Melissa Saenz	21	10	1	10
Maria Teresa Garcia	10	3	0	7

DEM District Clerk County Races

Vote For 1

	TOTAL	Election Day	Absentee	Early Voting
Gloria A. Martinez	18	9	0	9
Christine "Chris" Castillo	13	4	1	8

Summary Results Report
May 24, 2022 Joint Primary Runoff Election
May 24, 2022

UNOFFICIAL RESULTS

Bexar County

4119

DEM Justice of the Peace, Precinct No. 4, Place 1 Justice of the Peace, Precinct No. 4

Vote For 1

	TOTAL	Election Day	Absentee	Early Voting
Yolanda Acuña Uresti	10	5	0	5
Michele Garcia	22	9	1	12

RETRIEVED FROM DEMOCRACYDOCKET.COM

Summary Results Report
May 24, 2022 Joint Primary Runoff Election
May 24, 2022

UNOFFICIAL RESULTS

Bexar County

4120

Statistics

	TOTAL	Election Day	Absentee	Early Voting
Registered Voters - Total	223			
Ballots Cast - Total	14	3	4	7
Ballots Cast - Democratic Party	8	2	4	2
Voter Turnout - Total	6.28%			

DEM Lieutenant Governor

Vote For 1

	TOTAL	Election Day	Absentee	Early Voting
Michelle Beckley	2	0	1	1
Mike Collier	6	2	3	1

DEM Attorney General

Vote For 1

	TOTAL	Election Day	Absentee	Early Voting
Rochelle Mercedes Garza	5	2	2	1
Joe Jaworski	3	0	2	1

DEM Comptroller of Public Accounts

Vote For 1

	TOTAL	Election Day	Absentee	Early Voting
Angel Luis Vega	4	2	1	1
Janet T. Dudding	4	0	3	1

DEM Commissioner of the General Land Office

Vote For 1

	TOTAL	Election Day	Absentee	Early Voting
Sandragrace Martinez	3	0	1	2
Jay Kleberg	5	2	3	0

DEM County Judge County Races

Vote For 1

	TOTAL	Election Day	Absentee	Early Voting
Ina Minjarez	1	0	1	0
Peter Sakai	7	2	3	2

DEM Judge, County Court at Law No. 2 County Races

Vote For 1

	TOTAL	Election Day	Absentee	Early Voting
Melissa Saenz	6	2	4	0
Maria Teresa Garcia	2	0	0	2

DEM District Clerk County Races

Vote For 1

	TOTAL	Election Day	Absentee	Early Voting
Gloria A. Martinez	6	2	3	1
Christine "Chris" Castillo	2	0	1	1

Summary Results Report
May 24, 2022 Joint Primary Runoff Election
May 24, 2022

UNOFFICIAL RESULTS

Bexar County

4120

DEM Justice of the Peace, Precinct No. 4, Place 1 Justice of the Peace, Precinct No. 4

Vote For 1

	TOTAL	Election Day	Absentee	Early Voting
Yolanda Acuña Uresti	3	0	2	1
Michele Garcia	5	2	2	1

RETRIEVED FROM DEMOCRACYDOCKET.COM

Summary Results Report
May 24, 2022 Joint Primary Runoff Election
May 24, 2022

UNOFFICIAL RESULTS

Bexar County

4121

Statistics

	TOTAL	Election Day	Absentee	Early Voting
Registered Voters - Total	224			
Ballots Cast - Total	25	15	1	9
Ballots Cast - Democratic Party	16	7	1	8
Voter Turnout - Total	11.16%			

DEM United States Representative, District 28 United States Representative, District 28

Vote For 1

	TOTAL	Election Day	Absentee	Early Voting
Jessica Cisneros	16	7	1	8
Henry Cuellar	0	0	0	0

DEM Lieutenant Governor

Vote For 1

	TOTAL	Election Day	Absentee	Early Voting
Michelle Beckley	8	4	1	3
Mike Collier	8	3	0	5

DEM Attorney General

Vote For 1

	TOTAL	Election Day	Absentee	Early Voting
Rochelle Mercedes Garza	10	5	0	5
Joe Jaworski	6	2	1	3

DEM Comptroller of Public Accounts

Vote For 1

	TOTAL	Election Day	Absentee	Early Voting
Angel Luis Vega	12	5	0	7
Janet T. Dudding	4	2	1	1

DEM Commissioner of the General Land Office

Vote For 1

	TOTAL	Election Day	Absentee	Early Voting
Sandragrace Martinez	12	7	0	5
Jay Kleberg	4	0	1	3

DEM County Judge County Races

Vote For 1

	TOTAL	Election Day	Absentee	Early Voting
Ina Minjarez	7	5	0	2
Peter Sakai	9	2	1	6

DEM Judge, County Court at Law No. 2 County Races

Vote For 1

	TOTAL	Election Day	Absentee	Early Voting
Melissa Saenz	7	2	1	4
Maria Teresa Garcia	9	5	0	4

Summary Results Report
May 24, 2022 Joint Primary Runoff Election
May 24, 2022

UNOFFICIAL RESULTS

Bexar County

4121

DEM District Clerk County Races

Vote For 1

	TOTAL	Election Day	Absentee	Early Voting
Gloria A. Martinez	9	5	0	4
Christine "Chris" Castillo	7	2	1	4

DEM Justice of the Peace, Precinct No. 4, Place 1 Justice of the Peace, Precinct No. 4

Vote For 1

	TOTAL	Election Day	Absentee	Early Voting
Yolanda Acuña Uresti	7	4	1	2
Michele Garcia	9	3	0	6

RETRIEVED FROM DEMOCRACYDOCKET.COM

Summary Results Report
May 24, 2022 Joint Primary Runoff Election
May 24, 2022

UNOFFICIAL RESULTS

Bexar County

4122

Statistics

	TOTAL	Election Day	Absentee	Early Voting
Registered Voters - Total	70			
Ballots Cast - Total	15	2	5	8
Ballots Cast - Democratic Party	14	2	5	7
Voter Turnout - Total	21.43%			

DEM Lieutenant Governor

Vote For 1

	TOTAL	Election Day	Absentee	Early Voting
Michelle Beckley	4	1	2	1
Mike Collier	10	1	3	6

DEM Attorney General

Vote For 1

	TOTAL	Election Day	Absentee	Early Voting
Rochelle Mercedes Garza	12	2	3	7
Joe Jaworski	2	0	2	0

DEM Comptroller of Public Accounts

Vote For 1

	TOTAL	Election Day	Absentee	Early Voting
Angel Luis Vega	3	0	1	2
Janet T. Dudding	10	2	3	5

DEM Commissioner of the General Land Office

Vote For 1

	TOTAL	Election Day	Absentee	Early Voting
Sandragrace Martinez	4	1	2	1
Jay Kleberg	10	1	3	6

DEM County Judge County Races

Vote For 1

	TOTAL	Election Day	Absentee	Early Voting
Ina Minjarez	10	2	3	5
Peter Sakai	4	0	2	2

DEM Judge, County Court at Law No. 2 County Races

Vote For 1

	TOTAL	Election Day	Absentee	Early Voting
Melissa Saenz	8	1	2	5
Maria Teresa Garcia	5	1	2	2

DEM District Clerk County Races

Vote For 1

	TOTAL	Election Day	Absentee	Early Voting
Gloria A. Martinez	3	0	1	2
Christine "Chris" Castillo	10	2	3	5

Summary Results Report
May 24, 2022 Joint Primary Runoff Election
May 24, 2022

UNOFFICIAL RESULTS

Bexar County

4122

DEM Justice of the Peace, Precinct No. 4, Place 1 Justice of the Peace, Precinct No. 4

Vote For 1

	TOTAL	Election Day	Absentee	Early Voting
Yolanda Acuña Uresti	0	0	0	0
Michele Garcia	12	2	3	7

RETRIEVED FROM DEMOCRACYDOCKET.COM

Summary Results Report
May 24, 2022 Joint Primary Runoff Election
May 24, 2022

UNOFFICIAL RESULTS

Bexar County

4123

Statistics

	TOTAL	Election Day	Absentee	Early Voting
Registered Voters - Total	154			
Ballots Cast - Total	22	8	2	12
Ballots Cast - Democratic Party	12	5	2	5
Voter Turnout - Total	14.29%			

DEM Lieutenant Governor

Vote For 1

	TOTAL	Election Day	Absentee	Early Voting
Michelle Beckley	4	0	1	3
Mike Collier	7	4	1	2

DEM Attorney General

Vote For 1

	TOTAL	Election Day	Absentee	Early Voting
Rochelle Mercedes Garza	8	4	1	3
Joe Jaworski	3	0	1	2

DEM Comptroller of Public Accounts

Vote For 1

	TOTAL	Election Day	Absentee	Early Voting
Angel Luis Vega	8	2	1	5
Janet T. Dudding	3	2	1	0

DEM Commissioner of the General Land Office

Vote For 1

	TOTAL	Election Day	Absentee	Early Voting
Sandragrace Martinez	6	3	1	2
Jay Kleberg	6	2	1	3

DEM County Judge County Races

Vote For 1

	TOTAL	Election Day	Absentee	Early Voting
Ina Minjarez	2	0	0	2
Peter Sakai	10	5	2	3

DEM Judge, County Court at Law No. 2 County Races

Vote For 1

	TOTAL	Election Day	Absentee	Early Voting
Melissa Saenz	6	3	1	2
Maria Teresa Garcia	5	1	1	3

DEM District Clerk County Races

Vote For 1

	TOTAL	Election Day	Absentee	Early Voting
Gloria A. Martinez	6	3	1	2
Christine "Chris" Castillo	6	2	1	3

Summary Results Report
May 24, 2022 Joint Primary Runoff Election
May 24, 2022

UNOFFICIAL RESULTS

Bexar County

4123

DEM Justice of the Peace, Precinct No. 4, Place 1 Justice of the Peace, Precinct No. 4

Vote For 1

	TOTAL	Election Day	Absentee	Early Voting
Yolanda Acuña Uresti	3	0	1	2
Michele Garcia	9	5	1	3

RETRIEVED FROM DEMOCRACYDOCKET.COM

Summary Results Report
May 24, 2022 Joint Primary Runoff Election
May 24, 2022

UNOFFICIAL RESULTS

Bexar County

4124

Statistics

	TOTAL	Election Day	Absentee	Early Voting
Registered Voters - Total	2,260			
Ballots Cast - Total	219	70	37	112
Ballots Cast - Democratic Party	194	58	37	99
Voter Turnout - Total	9.69%			

DEM United States Representative, District 28 United States Representative, District 28

Vote For 1

	TOTAL	Election Day	Absentee	Early Voting
Jessica Cisneros	168	52	28	88
Henry Cuellar	22	4	8	10

DEM Lieutenant Governor

Vote For 1

	TOTAL	Election Day	Absentee	Early Voting
Michelle Beckley	119	40	20	59
Mike Collier	57	13	17	27

DEM Attorney General

Vote For 1

	TOTAL	Election Day	Absentee	Early Voting
Rochelle Mercedes Garza	148	52	27	69
Joe Jaworski	30	4	9	17

DEM Comptroller of Public Accounts

Vote For 1

	TOTAL	Election Day	Absentee	Early Voting
Angel Luis Vega	128	39	28	61
Janet T. Dudding	48	15	8	25

DEM Commissioner of the General Land Office

Vote For 1

	TOTAL	Election Day	Absentee	Early Voting
Sandragrace Martinez	136	45	27	64
Jay Kleberg	37	9	8	20

DEM County Judge County Races

Vote For 1

	TOTAL	Election Day	Absentee	Early Voting
Ina Minjarez	78	31	13	34
Peter Sakai	106	25	23	58

DEM Judge, County Court at Law No. 2 County Races

Vote For 1

	TOTAL	Election Day	Absentee	Early Voting
Melissa Saenz	94	32	16	46
Maria Teresa Garcia	83	22	19	42

Summary Results Report
May 24, 2022 Joint Primary Runoff Election
May 24, 2022

UNOFFICIAL RESULTS

Bexar County

4124

DEM District Clerk County Races

Vote For 1

	TOTAL	Election Day	Absentee	Early Voting
Gloria A. Martinez	109	35	24	50
Christine "Chris" Castillo	68	21	11	36

DEM Justice of the Peace, Precinct No. 4, Place 1 Justice of the Peace, Precinct No. 4

Vote For 1

	TOTAL	Election Day	Absentee	Early Voting
Yolanda Acuña Uresti	73	23	17	33
Michele Garcia	107	32	19	56

RETRIEVED FROM DEMOCRACYDOCKET.COM

Summary Results Report
May 24, 2022 Joint Primary Runoff Election
May 24, 2022

UNOFFICIAL RESULTS

Bexar County

4125

Statistics

	TOTAL	Election Day	Absentee	Early Voting
Registered Voters - Total	108			
Ballots Cast - Total	4	3	0	1
Ballots Cast - Democratic Party	3	2	0	1
Voter Turnout - Total	3.70%			

DEM Lieutenant Governor

Vote For 1

	TOTAL	Election Day	Absentee	Early Voting
Michelle Beckley	2	1	0	1
Mike Collier	1	1	0	0

DEM Attorney General

Vote For 1

	TOTAL	Election Day	Absentee	Early Voting
Rochelle Mercedes Garza	3	2	0	1
Joe Jaworski	0	0	0	0

DEM Comptroller of Public Accounts

Vote For 1

	TOTAL	Election Day	Absentee	Early Voting
Angel Luis Vega	1	1	0	0
Janet T. Dudding	2	1	0	1

DEM Commissioner of the General Land Office

Vote For 1

	TOTAL	Election Day	Absentee	Early Voting
Sandragrace Martinez	2	1	0	1
Jay Kleberg	1	1	0	0

DEM County Judge County Races

Vote For 1

	TOTAL	Election Day	Absentee	Early Voting
Ina Minjarez	2	1	0	1
Peter Sakai	1	1	0	0

DEM Judge, County Court at Law No. 2 County Races

Vote For 1

	TOTAL	Election Day	Absentee	Early Voting
Melissa Saenz	1	0	0	1
Maria Teresa Garcia	2	2	0	0

DEM District Clerk County Races

Vote For 1

	TOTAL	Election Day	Absentee	Early Voting
Gloria A. Martinez	3	2	0	1
Christine "Chris" Castillo	0	0	0	0

Summary Results Report
May 24, 2022 Joint Primary Runoff Election
May 24, 2022

UNOFFICIAL RESULTS

Bexar County

4125

DEM Justice of the Peace, Precinct No. 4, Place 1 Justice of the Peace, Precinct No. 4

Vote For 1

	TOTAL	Election Day	Absentee	Early Voting
Yolanda Acuña Uresti	2	2	0	0
Michele Garcia	1	0	0	1

RETRIEVED FROM DEMOCRACYDOCKET.COM

Summary Results Report
May 24, 2022 Joint Primary Runoff Election
May 24, 2022

UNOFFICIAL RESULTS

Bexar County

4126

Statistics

	TOTAL	Election Day	Absentee	Early Voting
Registered Voters - Total	2,147			
Ballots Cast - Total	233	100	21	112
Ballots Cast - Democratic Party	138	43	15	80
Voter Turnout - Total	10.85%			

DEM United States Representative, District 28 United States Representative, District 28

Vote For 1

	TOTAL	Election Day	Absentee	Early Voting
Jessica Cisneros	127	40	12	75
Henry Cuellar	11	3	3	5

DEM Lieutenant Governor

Vote For 1

	TOTAL	Election Day	Absentee	Early Voting
Michelle Beckley	98	29	11	58
Mike Collier	40	14	4	22

DEM Attorney General

Vote For 1

	TOTAL	Election Day	Absentee	Early Voting
Rochelle Mercedes Garza	109	34	10	65
Joe Jaworski	28	9	5	14

DEM Comptroller of Public Accounts

Vote For 1

	TOTAL	Election Day	Absentee	Early Voting
Angel Luis Vega	50	16	6	28
Janet T. Dudding	84	26	9	49

DEM Commissioner of the General Land Office

Vote For 1

	TOTAL	Election Day	Absentee	Early Voting
Sandragrace Martinez	98	28	10	60
Jay Kleberg	37	13	5	19

DEM County Judge County Races

Vote For 1

	TOTAL	Election Day	Absentee	Early Voting
Ina Minjarez	78	25	4	49
Peter Sakai	54	14	11	29

DEM Judge, County Court at Law No. 2 County Races

Vote For 1

	TOTAL	Election Day	Absentee	Early Voting
Melissa Saenz	67	17	6	44
Maria Teresa Garcia	65	21	9	35

Summary Results Report
May 24, 2022 Joint Primary Runoff Election
May 24, 2022

UNOFFICIAL RESULTS

Bexar County

4126

DEM District Clerk County Races

Vote For 1

	TOTAL	Election Day	Absentee	Early Voting
Gloria A. Martinez	77	21	10	46
Christine "Chris" Castillo	56	19	5	32

DEM Justice of the Peace, Precinct No. 4, Place 1 Justice of the Peace, Precinct No. 4

Vote For 1

	TOTAL	Election Day	Absentee	Early Voting
Yolanda Acuña Uresti	65	17	9	39
Michele Garcia	67	22	6	39

RETRIEVED FROM DEMOCRACYDOCKET.COM

Summary Results Report
May 24, 2022 Joint Primary Runoff Election
May 24, 2022

UNOFFICIAL RESULTS

Bexar County

4127

Statistics

	TOTAL	Election Day	Absentee	Early Voting
Registered Voters - Total	81			
Ballots Cast - Total	3	0	1	2
Ballots Cast - Democratic Party	3	0	1	2
Voter Turnout - Total	3.70%			

DEM United States Representative, District 28 United States Representative, District 28

Vote For 1

	TOTAL	Election Day	Absentee	Early Voting
Jessica Cisneros	3	0	1	2
Henry Cuellar	0	0	0	0

DEM Lieutenant Governor

Vote For 1

	TOTAL	Election Day	Absentee	Early Voting
Michelle Beckley	0	0	0	0
Mike Collier	3	0	1	2

DEM Attorney General

Vote For 1

	TOTAL	Election Day	Absentee	Early Voting
Rochelle Mercedes Garza	3	0	1	2
Joe Jaworski	0	0	0	0

DEM Comptroller of Public Accounts

Vote For 1

	TOTAL	Election Day	Absentee	Early Voting
Angel Luis Vega	2	0	0	2
Janet T. Dudding	0	0	0	0

DEM Commissioner of the General Land Office

Vote For 1

	TOTAL	Election Day	Absentee	Early Voting
Sandragrace Martinez	2	0	0	2
Jay Kleberg	0	0	0	0

DEM County Judge County Races

Vote For 1

	TOTAL	Election Day	Absentee	Early Voting
Ina Minjarez	2	0	0	2
Peter Sakai	0	0	0	0

DEM Judge, County Court at Law No. 2 County Races

Vote For 1

	TOTAL	Election Day	Absentee	Early Voting
Melissa Saenz	2	0	0	2
Maria Teresa Garcia	0	0	0	0

Summary Results Report
May 24, 2022 Joint Primary Runoff Election
May 24, 2022

UNOFFICIAL RESULTS

Bexar County

4127

DEM District Clerk County Races

Vote For 1

	TOTAL	Election Day	Absentee	Early Voting
Gloria A. Martinez	0	0	0	0
Christine "Chris" Castillo	2	0	0	2

DEM Justice of the Peace, Precinct No. 4, Place 1 Justice of the Peace, Precinct No. 4

Vote For 1

	TOTAL	Election Day	Absentee	Early Voting
Yolanda Acuña Uresti	1	0	0	1
Michele Garcia	2	0	1	1

RETRIEVED FROM DEMOCRACYDOCKET.COM

Summary Results Report
May 24, 2022 Joint Primary Runoff Election
May 24, 2022

UNOFFICIAL RESULTS

Bexar County

4128

Statistics

	TOTAL	Election Day	Absentee	Early Voting
Registered Voters - Total	140			
Ballots Cast - Total	26	18	2	6
Ballots Cast - Democratic Party	15	10	2	3
Voter Turnout - Total	18.57%			

DEM Lieutenant Governor

Vote For 1

	TOTAL	Election Day	Absentee	Early Voting
Michelle Beckley	8	6	0	2
Mike Collier	7	4	2	1

DEM Attorney General

Vote For 1

	TOTAL	Election Day	Absentee	Early Voting
Rochelle Mercedes Garza	13	9	1	3
Joe Jaworski	2	1	1	0

DEM Comptroller of Public Accounts

Vote For 1

	TOTAL	Election Day	Absentee	Early Voting
Angel Luis Vega	8	7	0	1
Janet T. Dudding	7	3	2	2

DEM Commissioner of the General Land Office

Vote For 1

	TOTAL	Election Day	Absentee	Early Voting
Sandragrace Martinez	11	9	1	1
Jay Kleberg	4	1	1	2

DEM County Judge County Races

Vote For 1

	TOTAL	Election Day	Absentee	Early Voting
Ina Minjarez	11	9	0	2
Peter Sakai	4	1	2	1

DEM Judge, County Court at Law No. 2 County Races

Vote For 1

	TOTAL	Election Day	Absentee	Early Voting
Melissa Saenz	9	5	2	2
Maria Teresa Garcia	5	4	0	1

DEM District Clerk County Races

Vote For 1

	TOTAL	Election Day	Absentee	Early Voting
Gloria A. Martinez	3	3	0	0
Christine "Chris" Castillo	12	7	2	3

Summary Results Report
May 24, 2022 Joint Primary Runoff Election
May 24, 2022

UNOFFICIAL RESULTS

Bexar County

4128

DEM Justice of the Peace, Precinct No. 4, Place 1 Justice of the Peace, Precinct No. 4

Vote For 1

	TOTAL	Election Day	Absentee	Early Voting
Yolanda Acuña Uresti	6	2	2	2
Michele Garcia	8	7	0	1

RETRIEVED FROM DEMOCRACYDOCKET.COM

Summary Results Report
May 24, 2022 Joint Primary Runoff Election
May 24, 2022

UNOFFICIAL RESULTS

Bexar County

4129

Statistics

	TOTAL	Election Day	Absentee	Early Voting
Registered Voters - Total	133			
Ballots Cast - Total	15	4	0	11
Ballots Cast - Democratic Party	3	2	0	1
Voter Turnout - Total	11.28%			

DEM United States Representative, District 28 United States Representative, District 28

Vote For 1

	TOTAL	Election Day	Absentee	Early Voting
Jessica Cisneros	1	1	0	0
Henry Cuellar	2	1	0	1

DEM Lieutenant Governor

Vote For 1

	TOTAL	Election Day	Absentee	Early Voting
Michelle Beckley	1	1	0	0
Mike Collier	2	1	0	1

DEM Attorney General

Vote For 1

	TOTAL	Election Day	Absentee	Early Voting
Rochelle Mercedes Garza	2	1	0	1
Joe Jaworski	1	1	0	0

DEM Comptroller of Public Accounts

Vote For 1

	TOTAL	Election Day	Absentee	Early Voting
Angel Luis Vega	3	2	0	1
Janet T. Dudding	0	0	0	0

DEM Commissioner of the General Land Office

Vote For 1

	TOTAL	Election Day	Absentee	Early Voting
Sandragrace Martinez	2	1	0	1
Jay Kleberg	1	1	0	0

DEM County Judge County Races

Vote For 1

	TOTAL	Election Day	Absentee	Early Voting
Ina Minjarez	0	0	0	0
Peter Sakai	3	2	0	1

DEM Judge, County Court at Law No. 2 County Races

Vote For 1

	TOTAL	Election Day	Absentee	Early Voting
Melissa Saenz	1	0	0	1
Maria Teresa Garcia	2	2	0	0

Summary Results Report
May 24, 2022 Joint Primary Runoff Election
May 24, 2022

UNOFFICIAL RESULTS

Bexar County

4129

DEM District Clerk County Races

Vote For 1

	TOTAL	Election Day	Absentee	Early Voting
Gloria A. Martinez	1	1	0	0
Christine "Chris" Castillo	2	1	0	1

DEM Justice of the Peace, Precinct No. 4, Place 1 Justice of the Peace, Precinct No. 4

Vote For 1

	TOTAL	Election Day	Absentee	Early Voting
Yolanda Acuña Uresti	0	0	0	0
Michele Garcia	3	2	0	1

RETRIEVED FROM DEMOCRACYDOCKET.COM

Summary Results Report
May 24, 2022 Joint Primary Runoff Election
May 24, 2022

UNOFFICIAL RESULTS

Bexar County

4130

Statistics

	TOTAL	Election Day	Absentee	Early Voting
Registered Voters - Total	939			
Ballots Cast - Total	92	40	5	47
Ballots Cast - Democratic Party	62	25	5	32
Voter Turnout - Total	9.80%			

DEM United States Representative, District 28 United States Representative, District 28

Vote For 1

	TOTAL	Election Day	Absentee	Early Voting
Jessica Cisneros	54	22	2	30
Henry Cuellar	8	3	3	2

DEM Lieutenant Governor

Vote For 1

	TOTAL	Election Day	Absentee	Early Voting
Michelle Beckley	37	14	1	22
Mike Collier	15	2	3	10

DEM Attorney General

Vote For 1

	TOTAL	Election Day	Absentee	Early Voting
Rochelle Mercedes Garza	41	15	1	25
Joe Jaworski	11	1	3	7

DEM Comptroller of Public Accounts

Vote For 1

	TOTAL	Election Day	Absentee	Early Voting
Angel Luis Vega	17	4	1	12
Janet T. Dudding	32	11	3	18

DEM Commissioner of the General Land Office

Vote For 1

	TOTAL	Election Day	Absentee	Early Voting
Sandragrace Martinez	31	10	1	20
Jay Kleberg	19	5	3	11

DEM County Judge County Races

Vote For 1

	TOTAL	Election Day	Absentee	Early Voting
Ina Minjarez	30	9	3	18
Peter Sakai	21	5	2	14

DEM Judge, County Court at Law No. 2 County Races

Vote For 1

	TOTAL	Election Day	Absentee	Early Voting
Melissa Saenz	34	9	4	21
Maria Teresa Garcia	14	5	0	9

Summary Results Report
May 24, 2022 Joint Primary Runoff Election
May 24, 2022

UNOFFICIAL RESULTS

Bexar County

4130

DEM District Clerk County Races

Vote For 1

	TOTAL	Election Day	Absentee	Early Voting
Gloria A. Martinez	30	13	3	14
Christine "Chris" Castillo	19	2	1	16

DEM Justice of the Peace, Precinct No. 4, Place 1 Justice of the Peace, Precinct No. 4

Vote For 1

	TOTAL	Election Day	Absentee	Early Voting
Yolanda Acuña Uresti	22	4	4	14
Michele Garcia	29	12	0	17

RETRIEVED FROM DEMOCRACYDOCKET.COM

Summary Results Report
May 24, 2022 Joint Primary Runoff Election
May 24, 2022

UNOFFICIAL RESULTS

Bexar County

4131

Statistics

	TOTAL	Election Day	Absentee	Early Voting
Registered Voters - Total	395			
Ballots Cast - Total	13	6	1	6
Ballots Cast - Democratic Party	10	4	1	5
Voter Turnout - Total	3.29%			

DEM Lieutenant Governor

Vote For 1

	TOTAL	Election Day	Absentee	Early Voting
Michelle Beckley	5	1	1	3
Mike Collier	4	2	0	2

DEM Attorney General

Vote For 1

	TOTAL	Election Day	Absentee	Early Voting
Rochelle Mercedes Garza	7	3	1	3
Joe Jaworski	2	0	0	2

DEM Comptroller of Public Accounts

Vote For 1

	TOTAL	Election Day	Absentee	Early Voting
Angel Luis Vega	6	2	0	4
Janet T. Dudding	3	1	1	1

DEM Commissioner of the General Land Office

Vote For 1

	TOTAL	Election Day	Absentee	Early Voting
Sandragrace Martinez	5	1	0	4
Jay Kleberg	4	2	1	1

DEM County Judge County Races

Vote For 1

	TOTAL	Election Day	Absentee	Early Voting
Ina Minjarez	3	2	0	1
Peter Sakai	7	2	1	4

DEM Judge, County Court at Law No. 2 County Races

Vote For 1

	TOTAL	Election Day	Absentee	Early Voting
Melissa Saenz	8	3	1	4
Maria Teresa Garcia	2	1	0	1

DEM District Clerk County Races

Vote For 1

	TOTAL	Election Day	Absentee	Early Voting
Gloria A. Martinez	5	1	1	3
Christine "Chris" Castillo	4	2	0	2

Summary Results Report
May 24, 2022 Joint Primary Runoff Election
May 24, 2022

UNOFFICIAL RESULTS

Bexar County

4131

DEM Justice of the Peace, Precinct No. 4, Place 1 Justice of the Peace, Precinct No. 4

Vote For 1

	TOTAL	Election Day	Absentee	Early Voting
Yolanda Acuña Uresti	6	2	0	4
Michele Garcia	3	1	1	1

RETRIEVED FROM DEMOCRACYDOCKET.COM

Summary Results Report
May 24, 2022 Joint Primary Runoff Election
May 24, 2022

UNOFFICIAL RESULTS

Bexar County

4132

Statistics

	TOTAL	Election Day	Absentee	Early Voting
Registered Voters - Total	2,526			
Ballots Cast - Total	205	96	25	84
Ballots Cast - Democratic Party	146	60	20	66
Voter Turnout - Total	8.12%			

DEM Lieutenant Governor

Vote For 1

	TOTAL	Election Day	Absentee	Early Voting
Michelle Beckley	86	31	16	39
Mike Collier	57	27	4	26

DEM Attorney General

Vote For 1

	TOTAL	Election Day	Absentee	Early Voting
Rochelle Mercedes Garza	109	45	15	49
Joe Jaworski	33	13	5	15

DEM Comptroller of Public Accounts

Vote For 1

	TOTAL	Election Day	Absentee	Early Voting
Angel Luis Vega	67	28	12	27
Janet T. Dudding	73	29	8	36

DEM Commissioner of the General Land Office

Vote For 1

	TOTAL	Election Day	Absentee	Early Voting
Sandragrace Martinez	94	39	13	42
Jay Kleberg	42	17	7	18

DEM County Judge County Races

Vote For 1

	TOTAL	Election Day	Absentee	Early Voting
Ina Minjarez	79	37	10	32
Peter Sakai	62	21	10	31

DEM Judge, County Court at Law No. 2 County Races

Vote For 1

	TOTAL	Election Day	Absentee	Early Voting
Melissa Saenz	87	34	14	39
Maria Teresa Garcia	52	24	6	22

DEM District Clerk County Races

Vote For 1

	TOTAL	Election Day	Absentee	Early Voting
Gloria A. Martinez	80	33	10	37
Christine "Chris" Castillo	57	25	9	23

Summary Results Report
May 24, 2022 Joint Primary Runoff Election
May 24, 2022

UNOFFICIAL RESULTS

Bexar County

4132

DEM Justice of the Peace, Precinct No. 4, Place 1 Justice of the Peace, Precinct No. 4

Vote For 1

	TOTAL	Election Day	Absentee	Early Voting
Yolanda Acuña Uresti	63	26	8	29
Michele Garcia	74	32	11	31

RETRIEVED FROM DEMOCRACYDOCKET.COM

Summary Results Report
May 24, 2022 Joint Primary Runoff Election
May 24, 2022

UNOFFICIAL RESULTS

Bexar County

4133

Statistics

	TOTAL	Election Day	Absentee	Early Voting
Registered Voters - Total	30			
Ballots Cast - Total	2	0	0	2
Ballots Cast - Democratic Party	0	0	0	0
Voter Turnout - Total	6.67%			

DEM United States Representative, District 28 United States Representative, District 28

Vote For 1

	TOTAL	Election Day	Absentee	Early Voting
Jessica Cisneros	0	0	0	0
Henry Cuellar	0	0	0	0

DEM Lieutenant Governor

Vote For 1

	TOTAL	Election Day	Absentee	Early Voting
Michelle Beckley	0	0	0	0
Mike Collier	0	0	0	0

DEM Attorney General

Vote For 1

	TOTAL	Election Day	Absentee	Early Voting
Rochelle Mercedes Garza	0	0	0	0
Joe Jaworski	0	0	0	0

DEM Comptroller of Public Accounts

Vote For 1

	TOTAL	Election Day	Absentee	Early Voting
Angel Luis Vega	0	0	0	0
Janet T. Dudding	0	0	0	0

DEM Commissioner of the General Land Office

Vote For 1

	TOTAL	Election Day	Absentee	Early Voting
Sandragrace Martinez	0	0	0	0
Jay Kleberg	0	0	0	0

DEM County Judge County Races

Vote For 1

	TOTAL	Election Day	Absentee	Early Voting
Ina Minjarez	0	0	0	0
Peter Sakai	0	0	0	0

DEM Judge, County Court at Law No. 2 County Races

Vote For 1

	TOTAL	Election Day	Absentee	Early Voting
Melissa Saenz	0	0	0	0
Maria Teresa Garcia	0	0	0	0

Summary Results Report
May 24, 2022 Joint Primary Runoff Election
May 24, 2022

UNOFFICIAL RESULTS

Bexar County

4133

DEM District Clerk County Races

Vote For 1

	TOTAL	Election Day	Absentee	Early Voting
Gloria A. Martinez	0	0	0	0
Christine "Chris" Castillo	0	0	0	0

DEM Justice of the Peace, Precinct No. 4, Place 1 Justice of the Peace, Precinct No. 4

Vote For 1

	TOTAL	Election Day	Absentee	Early Voting
Yolanda Acuña Uresti	0	0	0	0
Michele Garcia	0	0	0	0

RETRIEVED FROM DEMOCRACYDOCKET.COM

Summary Results Report
May 24, 2022 Joint Primary Runoff Election
May 24, 2022

UNOFFICIAL RESULTS

Bexar County

4134

Statistics

	TOTAL	Election Day	Absentee	Early Voting
Registered Voters - Total	5			
Ballots Cast - Total	0	0	0	0
Ballots Cast - Democratic Party	0	0	0	0
Voter Turnout - Total	0.00%			

DEM Lieutenant Governor

Vote For 1

	TOTAL	Election Day	Absentee	Early Voting
Michelle Beckley	0	0	0	0
Mike Collier	0	0	0	0

DEM Attorney General

Vote For 1

	TOTAL	Election Day	Absentee	Early Voting
Rochelle Mercedes Garza	0	0	0	0
Joe Jaworski	0	0	0	0

DEM Comptroller of Public Accounts

Vote For 1

	TOTAL	Election Day	Absentee	Early Voting
Angel Luis Vega	0	0	0	0
Janet T. Dudding	0	0	0	0

DEM Commissioner of the General Land Office

Vote For 1

	TOTAL	Election Day	Absentee	Early Voting
Sandragrace Martinez	0	0	0	0
Jay Kleberg	0	0	0	0

DEM County Judge County Races

Vote For 1

	TOTAL	Election Day	Absentee	Early Voting
Ina Minjarez	0	0	0	0
Peter Sakai	0	0	0	0

DEM Judge, County Court at Law No. 2 County Races

Vote For 1

	TOTAL	Election Day	Absentee	Early Voting
Melissa Saenz	0	0	0	0
Maria Teresa Garcia	0	0	0	0

DEM District Clerk County Races

Vote For 1

	TOTAL	Election Day	Absentee	Early Voting
Gloria A. Martinez	0	0	0	0
Christine "Chris" Castillo	0	0	0	0

Summary Results Report
May 24, 2022 Joint Primary Runoff Election
May 24, 2022

UNOFFICIAL RESULTS

Bexar County

4134

DEM Justice of the Peace, Precinct No. 4, Place 1 Justice of the Peace, Precinct No. 4

Vote For 1

	TOTAL	Election Day	Absentee	Early Voting
Yolanda Acuña Uresti	0	0	0	0
Michele Garcia	0	0	0	0

RETRIEVED FROM DEMOCRACYDOCKET.COM

Summary Results Report
May 24, 2022 Joint Primary Runoff Election
May 24, 2022

UNOFFICIAL RESULTS

Bexar County

4135

Statistics

	TOTAL	Election Day	Absentee	Early Voting
Registered Voters - Total	0			
Ballots Cast - Total	0	0	0	0
Ballots Cast - Democratic Party	0	0	0	0
Voter Turnout - Total	0.00%			

DEM Lieutenant Governor

Vote For 1

	TOTAL	Election Day	Absentee	Early Voting
Michelle Beckley	0	0	0	0
Mike Collier	0	0	0	0

DEM Attorney General

Vote For 1

	TOTAL	Election Day	Absentee	Early Voting
Rochelle Mercedes Garza	0	0	0	0
Joe Jaworski	0	0	0	0

DEM Comptroller of Public Accounts

Vote For 1

	TOTAL	Election Day	Absentee	Early Voting
Angel Luis Vega	0	0	0	0
Janet T. Dudding	0	0	0	0

DEM Commissioner of the General Land Office

Vote For 1

	TOTAL	Election Day	Absentee	Early Voting
Sandragrace Martinez	0	0	0	0
Jay Kleberg	0	0	0	0

DEM County Judge County Races

Vote For 1

	TOTAL	Election Day	Absentee	Early Voting
Ina Minjarez	0	0	0	0
Peter Sakai	0	0	0	0

DEM Judge, County Court at Law No. 2 County Races

Vote For 1

	TOTAL	Election Day	Absentee	Early Voting
Melissa Saenz	0	0	0	0
Maria Teresa Garcia	0	0	0	0

DEM District Clerk County Races

Vote For 1

	TOTAL	Election Day	Absentee	Early Voting
Gloria A. Martinez	0	0	0	0
Christine "Chris" Castillo	0	0	0	0

Summary Results Report
May 24, 2022 Joint Primary Runoff Election
May 24, 2022

UNOFFICIAL RESULTS

Bexar County

4135

DEM Justice of the Peace, Precinct No. 4, Place 1 Justice of the Peace, Precinct No. 4

Vote For 1

	TOTAL	Election Day	Absentee	Early Voting
Yolanda Acuña Uresti	0	0	0	0
Michele Garcia	0	0	0	0

RETRIEVED FROM DEMOCRACYDOCKET.COM

Summary Results Report
May 24, 2022 Joint Primary Runoff Election
May 24, 2022

UNOFFICIAL RESULTS

Bexar County

4136

Statistics

	TOTAL	Election Day	Absentee	Early Voting
Registered Voters - Total	2,278			
Ballots Cast - Total	188	108	5	75
Ballots Cast - Democratic Party	118	58	3	57
Voter Turnout - Total	8.25%			

DEM United States Representative, District 28 United States Representative, District 28

Vote For 1

	TOTAL	Election Day	Absentee	Early Voting
Jessica Cisneros	113	56	2	55
Henry Cuellar	4	2	1	1

DEM Lieutenant Governor

Vote For 1

	TOTAL	Election Day	Absentee	Early Voting
Michelle Beckley	74	35	1	38
Mike Collier	34	14	2	18

DEM Attorney General

Vote For 1

	TOTAL	Election Day	Absentee	Early Voting
Rochelle Mercedes Garza	96	48	1	47
Joe Jaworski	14	4	1	9

DEM Comptroller of Public Accounts

Vote For 1

	TOTAL	Election Day	Absentee	Early Voting
Angel Luis Vega	43	20	1	22
Janet T. Dudding	63	29	1	33

DEM Commissioner of the General Land Office

Vote For 1

	TOTAL	Election Day	Absentee	Early Voting
Sandragrace Martinez	83	38	2	43
Jay Kleberg	26	12	1	13

DEM County Judge County Races

Vote For 1

	TOTAL	Election Day	Absentee	Early Voting
Ina Minjarez	62	30	0	32
Peter Sakai	45	19	2	24

DEM Judge, County Court at Law No. 2 County Races

Vote For 1

	TOTAL	Election Day	Absentee	Early Voting
Melissa Saenz	66	28	3	35
Maria Teresa Garcia	40	20	0	20

Summary Results Report
May 24, 2022 Joint Primary Runoff Election
May 24, 2022

UNOFFICIAL RESULTS

Bexar County

4136

DEM District Clerk County Races

Vote For 1

	TOTAL	Election Day	Absentee	Early Voting
Gloria A. Martinez	65	32	1	32
Christine "Chris" Castillo	41	17	2	22

DEM Justice of the Peace, Precinct No. 4, Place 1 Justice of the Peace, Precinct No. 4

Vote For 1

	TOTAL	Election Day	Absentee	Early Voting
Yolanda Acuña Uresti	50	25	1	24
Michele Garcia	54	24	1	29

RETRIEVED FROM DEMOCRACYDOCKET.COM

Summary Results Report
May 24, 2022 Joint Primary Runoff Election
May 24, 2022

UNOFFICIAL RESULTS

Bexar County

4137

Statistics

	TOTAL	Election Day	Absentee	Early Voting
Registered Voters - Total	120			
Ballots Cast - Total	12	9	0	3
Ballots Cast - Democratic Party	1	0	0	1
Voter Turnout - Total	10.00%			

DEM United States Representative, District 28 United States Representative, District 28

Vote For 1

	TOTAL	Election Day	Absentee	Early Voting
Jessica Cisneros	1	0	0	1
Henry Cuellar	0	0	0	0

DEM Lieutenant Governor

Vote For 1

	TOTAL	Election Day	Absentee	Early Voting
Michelle Beckley	1	0	0	1
Mike Collier	0	0	0	0

DEM Attorney General

Vote For 1

	TOTAL	Election Day	Absentee	Early Voting
Rochelle Mercedes Garza	1	0	0	1
Joe Jaworski	0	0	0	0

DEM Comptroller of Public Accounts

Vote For 1

	TOTAL	Election Day	Absentee	Early Voting
Angel Luis Vega	0	0	0	0
Janet T. Dudding	1	0	0	1

DEM Commissioner of the General Land Office

Vote For 1

	TOTAL	Election Day	Absentee	Early Voting
Sandragrace Martinez	1	0	0	1
Jay Kleberg	0	0	0	0

DEM County Judge County Races

Vote For 1

	TOTAL	Election Day	Absentee	Early Voting
Ina Minjarez	1	0	0	1
Peter Sakai	0	0	0	0

DEM Judge, County Court at Law No. 2 County Races

Vote For 1

	TOTAL	Election Day	Absentee	Early Voting
Melissa Saenz	0	0	0	0
Maria Teresa Garcia	1	0	0	1

Summary Results Report
May 24, 2022 Joint Primary Runoff Election
May 24, 2022

UNOFFICIAL RESULTS

Bexar County

4137

DEM District Clerk County Races

Vote For 1

	TOTAL	Election Day	Absentee	Early Voting
Gloria A. Martinez	1	0	0	1
Christine "Chris" Castillo	0	0	0	0

DEM Justice of the Peace, Precinct No. 4, Place 1 Justice of the Peace, Precinct No. 4

Vote For 1

	TOTAL	Election Day	Absentee	Early Voting
Yolanda Acuña Uresti	1	0	0	1
Michele Garcia	0	0	0	0

RETRIEVED FROM DEMOCRACYDOCKET.COM

Summary Results Report
May 24, 2022 Joint Primary Runoff Election
May 24, 2022

UNOFFICIAL RESULTS

Bexar County

4138

Statistics

	TOTAL	Election Day	Absentee	Early Voting
Registered Voters - Total	0			
Ballots Cast - Total	0	0	0	0
Ballots Cast - Democratic Party	0	0	0	0
Voter Turnout - Total	0.00%			

DEM Lieutenant Governor

Vote For 1

	TOTAL	Election Day	Absentee	Early Voting
Michelle Beckley	0	0	0	0
Mike Collier	0	0	0	0

DEM Attorney General

Vote For 1

	TOTAL	Election Day	Absentee	Early Voting
Rochelle Mercedes Garza	0	0	0	0
Joe Jaworski	0	0	0	0

DEM Comptroller of Public Accounts

Vote For 1

	TOTAL	Election Day	Absentee	Early Voting
Angel Luis Vega	0	0	0	0
Janet T. Dudding	0	0	0	0

DEM Commissioner of the General Land Office

Vote For 1

	TOTAL	Election Day	Absentee	Early Voting
Sandragrace Martinez	0	0	0	0
Jay Kleberg	0	0	0	0

DEM County Judge County Races

Vote For 1

	TOTAL	Election Day	Absentee	Early Voting
Ina Minjarez	0	0	0	0
Peter Sakai	0	0	0	0

DEM Judge, County Court at Law No. 2 County Races

Vote For 1

	TOTAL	Election Day	Absentee	Early Voting
Melissa Saenz	0	0	0	0
Maria Teresa Garcia	0	0	0	0

DEM District Clerk County Races

Vote For 1

	TOTAL	Election Day	Absentee	Early Voting
Gloria A. Martinez	0	0	0	0
Christine "Chris" Castillo	0	0	0	0

Summary Results Report
May 24, 2022 Joint Primary Runoff Election
May 24, 2022

UNOFFICIAL RESULTS

Bexar County

4138

DEM Justice of the Peace, Precinct No. 4, Place 1 Justice of the Peace, Precinct No. 4

Vote For 1

	TOTAL	Election Day	Absentee	Early Voting
Yolanda Acuña Uresti	0	0	0	0
Michele Garcia	0	0	0	0

RETRIEVED FROM DEMOCRACYDOCKET.COM

Summary Results Report
May 24, 2022 Joint Primary Runoff Election
May 24, 2022

UNOFFICIAL RESULTS

Bexar County

4139

Statistics

	TOTAL	Election Day	Absentee	Early Voting
Registered Voters - Total	0			
Ballots Cast - Total	0	0	0	0
Ballots Cast - Democratic Party	0	0	0	0
Voter Turnout - Total	0.00%			

DEM Lieutenant Governor

Vote For 1

	TOTAL	Election Day	Absentee	Early Voting
Michelle Beckley	0	0	0	0
Mike Collier	0	0	0	0

DEM Attorney General

Vote For 1

	TOTAL	Election Day	Absentee	Early Voting
Rochelle Mercedes Garza	0	0	0	0
Joe Jaworski	0	0	0	0

DEM Comptroller of Public Accounts

Vote For 1

	TOTAL	Election Day	Absentee	Early Voting
Angel Luis Vega	0	0	0	0
Janet T. Dudding	0	0	0	0

DEM Commissioner of the General Land Office

Vote For 1

	TOTAL	Election Day	Absentee	Early Voting
Sandragrace Martinez	0	0	0	0
Jay Kleberg	0	0	0	0

DEM County Judge County Races

Vote For 1

	TOTAL	Election Day	Absentee	Early Voting
Ina Minjarez	0	0	0	0
Peter Sakai	0	0	0	0

DEM Judge, County Court at Law No. 2 County Races

Vote For 1

	TOTAL	Election Day	Absentee	Early Voting
Melissa Saenz	0	0	0	0
Maria Teresa Garcia	0	0	0	0

DEM District Clerk County Races

Vote For 1

	TOTAL	Election Day	Absentee	Early Voting
Gloria A. Martinez	0	0	0	0
Christine "Chris" Castillo	0	0	0	0

Summary Results Report
May 24, 2022 Joint Primary Runoff Election
May 24, 2022

UNOFFICIAL RESULTS

Bexar County

4139

DEM Justice of the Peace, Precinct No. 4, Place 1 Justice of the Peace, Precinct No. 4

Vote For 1

	TOTAL	Election Day	Absentee	Early Voting
Yolanda Acuña Uresti	0	0	0	0
Michele Garcia	0	0	0	0

RETRIEVED FROM DEMOCRACYDOCKET.COM

Summary Results Report
May 24, 2022 Joint Primary Runoff Election
May 24, 2022

UNOFFICIAL RESULTS

Bexar County

4140

Statistics

	TOTAL	Election Day	Absentee	Early Voting
Registered Voters - Total	0			
Ballots Cast - Total	0	0	0	0
Ballots Cast - Democratic Party	0	0	0	0
Voter Turnout - Total	0.00%			

DEM Lieutenant Governor

Vote For 1

	TOTAL	Election Day	Absentee	Early Voting
Michelle Beckley	0	0	0	0
Mike Collier	0	0	0	0

DEM Attorney General

Vote For 1

	TOTAL	Election Day	Absentee	Early Voting
Rochelle Mercedes Garza	0	0	0	0
Joe Jaworski	0	0	0	0

DEM Comptroller of Public Accounts

Vote For 1

	TOTAL	Election Day	Absentee	Early Voting
Angel Luis Vega	0	0	0	0
Janet T. Dudding	0	0	0	0

DEM Commissioner of the General Land Office

Vote For 1

	TOTAL	Election Day	Absentee	Early Voting
Sandragrace Martinez	0	0	0	0
Jay Kleberg	0	0	0	0

DEM County Judge County Races

Vote For 1

	TOTAL	Election Day	Absentee	Early Voting
Ina Minjarez	0	0	0	0
Peter Sakai	0	0	0	0

DEM Judge, County Court at Law No. 2 County Races

Vote For 1

	TOTAL	Election Day	Absentee	Early Voting
Melissa Saenz	0	0	0	0
Maria Teresa Garcia	0	0	0	0

DEM District Clerk County Races

Vote For 1

	TOTAL	Election Day	Absentee	Early Voting
Gloria A. Martinez	0	0	0	0
Christine "Chris" Castillo	0	0	0	0

Summary Results Report
May 24, 2022 Joint Primary Runoff Election
May 24, 2022

UNOFFICIAL RESULTS

Bexar County

4140

DEM Justice of the Peace, Precinct No. 4, Place 1 Justice of the Peace, Precinct No. 4

Vote For 1

	TOTAL	Election Day	Absentee	Early Voting
Yolanda Acuña Uresti	0	0	0	0
Michele Garcia	0	0	0	0

RETRIEVED FROM DEMOCRACYDOCKET.COM

Summary Results Report
May 24, 2022 Joint Primary Runoff Election
May 24, 2022

UNOFFICIAL RESULTS

Bexar County

4141

Statistics

	TOTAL	Election Day	Absentee	Early Voting
Registered Voters - Total	431			
Ballots Cast - Total	17	5	5	7
Ballots Cast - Democratic Party	14	4	4	6
Voter Turnout - Total	3.94%			

DEM United States Representative, District 28 United States Representative, District 28

Vote For 1

	TOTAL	Election Day	Absentee	Early Voting
Jessica Cisneros	12	3	4	5
Henry Cuellar	2	1	0	1

DEM Lieutenant Governor

Vote For 1

	TOTAL	Election Day	Absentee	Early Voting
Michelle Beckley	10	3	2	5
Mike Collier	4	1	2	1

DEM Attorney General

Vote For 1

	TOTAL	Election Day	Absentee	Early Voting
Rochelle Mercedes Garza	9	3	3	3
Joe Jaworski	4	1	1	2

DEM Comptroller of Public Accounts

Vote For 1

	TOTAL	Election Day	Absentee	Early Voting
Angel Luis Vega	8	3	3	2
Janet T. Dudding	4	1	0	3

DEM Commissioner of the General Land Office

Vote For 1

	TOTAL	Election Day	Absentee	Early Voting
Sandragrace Martinez	9	3	2	4
Jay Kleberg	3	1	1	1

DEM County Judge County Races

Vote For 1

	TOTAL	Election Day	Absentee	Early Voting
Ina Minjarez	6	2	3	1
Peter Sakai	7	2	1	4

DEM Judge, County Court at Law No. 2 County Races

Vote For 1

	TOTAL	Election Day	Absentee	Early Voting
Melissa Saenz	7	1	3	3
Maria Teresa Garcia	7	3	1	3

Summary Results Report
May 24, 2022 Joint Primary Runoff Election
May 24, 2022

UNOFFICIAL RESULTS

Bexar County

4141

DEM District Clerk County Races

Vote For 1

	TOTAL	Election Day	Absentee	Early Voting
Gloria A. Martinez	9	3	4	2
Christine "Chris" Castillo	4	1	0	3

DEM Justice of the Peace, Precinct No. 4, Place 1 Justice of the Peace, Precinct No. 4

Vote For 1

	TOTAL	Election Day	Absentee	Early Voting
Yolanda Acuña Uresti	6	2	3	1
Michele Garcia	7	2	1	4

RETRIEVED FROM DEMOCRACYDOCKET.COM

Summary Results Report
May 24, 2022 Joint Primary Runoff Election
May 24, 2022

UNOFFICIAL RESULTS

Bexar County

4142

Statistics

	TOTAL	Election Day	Absentee	Early Voting
Registered Voters - Total	806			
Ballots Cast - Total	28	11	12	5
Ballots Cast - Democratic Party	24	9	12	3
Voter Turnout - Total	3.47%			

DEM Lieutenant Governor

Vote For 1

	TOTAL	Election Day	Absentee	Early Voting
Michelle Beckley	12	4	5	3
Mike Collier	11	4	7	0

DEM Attorney General

Vote For 1

	TOTAL	Election Day	Absentee	Early Voting
Rochelle Mercedes Garza	15	7	6	2
Joe Jaworski	7	1	5	1

DEM Comptroller of Public Accounts

Vote For 1

	TOTAL	Election Day	Absentee	Early Voting
Angel Luis Vega	9	5	3	1
Janet T. Dudding	14	3	9	2

DEM Commissioner of the General Land Office

Vote For 1

	TOTAL	Election Day	Absentee	Early Voting
Sandragrace Martinez	16	7	6	3
Jay Kleberg	7	1	6	0

DEM County Judge County Races

Vote For 1

	TOTAL	Election Day	Absentee	Early Voting
Ina Minjarez	10	3	4	3
Peter Sakai	12	4	8	0

DEM Judge, County Court at Law No. 2 County Races

Vote For 1

	TOTAL	Election Day	Absentee	Early Voting
Melissa Saenz	12	3	6	3
Maria Teresa Garcia	7	2	5	0

DEM District Clerk County Races

Vote For 1

	TOTAL	Election Day	Absentee	Early Voting
Gloria A. Martinez	10	3	6	1
Christine "Chris" Castillo	12	4	6	2

Summary Results Report
May 24, 2022 Joint Primary Runoff Election
May 24, 2022

UNOFFICIAL RESULTS

Bexar County

4142

DEM Justice of the Peace, Precinct No. 4, Place 1 Justice of the Peace, Precinct No. 4

Vote For 1

	TOTAL	Election Day	Absentee	Early Voting
Yolanda Acuña Uresti	7	1	4	2
Michele Garcia	14	6	7	1

RETRIEVED FROM DEMOCRACYDOCKET.COM

Summary Results Report
May 24, 2022 Joint Primary Runoff Election
May 24, 2022

UNOFFICIAL RESULTS

Bexar County

4143

Statistics

	TOTAL	Election Day	Absentee	Early Voting
Registered Voters - Total	2,999			
Ballots Cast - Total	136	75	8	53
Ballots Cast - Democratic Party	111	56	7	48
Voter Turnout - Total	4.53%			

DEM Lieutenant Governor

Vote For 1

	TOTAL	Election Day	Absentee	Early Voting
Michelle Beckley	70	39	5	26
Mike Collier	33	15	1	17

DEM Attorney General

Vote For 1

	TOTAL	Election Day	Absentee	Early Voting
Rochelle Mercedes Garza	83	43	6	34
Joe Jaworski	23	11	1	11

DEM Comptroller of Public Accounts

Vote For 1

	TOTAL	Election Day	Absentee	Early Voting
Angel Luis Vega	51	26	1	24
Janet T. Dudding	52	27	5	20

DEM Commissioner of the General Land Office

Vote For 1

	TOTAL	Election Day	Absentee	Early Voting
Sandragrace Martinez	83	41	5	37
Jay Kleberg	20	13	1	6

DEM County Judge County Races

Vote For 1

	TOTAL	Election Day	Absentee	Early Voting
Ina Minjarez	49	29	4	16
Peter Sakai	60	25	3	32

DEM Judge, County Court at Law No. 2 County Races

Vote For 1

	TOTAL	Election Day	Absentee	Early Voting
Melissa Saenz	57	31	5	21
Maria Teresa Garcia	49	24	2	23

DEM District Clerk County Races

Vote For 1

	TOTAL	Election Day	Absentee	Early Voting
Gloria A. Martinez	51	25	2	24
Christine "Chris" Castillo	53	30	4	19

Summary Results Report
May 24, 2022 Joint Primary Runoff Election
May 24, 2022

UNOFFICIAL RESULTS

Bexar County

4143

DEM Justice of the Peace, Precinct No. 4, Place 1 Justice of the Peace, Precinct No. 4

Vote For 1

	TOTAL	Election Day	Absentee	Early Voting
Yolanda Acuña Uresti	53	27	4	22
Michele Garcia	51	27	3	21

RETRIEVED FROM DEMOCRACYDOCKET.COM

Summary Results Report
May 24, 2022 Joint Primary Runoff Election
May 24, 2022

UNOFFICIAL RESULTS

Bexar County

4144

Statistics

	TOTAL	Election Day	Absentee	Early Voting
Registered Voters - Total	554			
Ballots Cast - Total	71	21	11	39
Ballots Cast - Democratic Party	27	8	6	13
Voter Turnout - Total	12.82%			

DEM United States Representative, District 28 United States Representative, District 28

Vote For 1

	TOTAL	Election Day	Absentee	Early Voting
Jessica Cisneros	20	8	1	11
Henry Cuellar	6	0	4	2

DEM Lieutenant Governor

Vote For 1

	TOTAL	Election Day	Absentee	Early Voting
Michelle Beckley	16	7	2	7
Mike Collier	11	1	4	6

DEM Attorney General

Vote For 1

	TOTAL	Election Day	Absentee	Early Voting
Rochelle Mercedes Garza	18	8	3	7
Joe Jaworski	9	0	3	6

DEM Comptroller of Public Accounts

Vote For 1

	TOTAL	Election Day	Absentee	Early Voting
Angel Luis Vega	7	3	1	3
Janet T. Dudding	20	5	5	10

DEM Commissioner of the General Land Office

Vote For 1

	TOTAL	Election Day	Absentee	Early Voting
Sandragrace Martinez	13	8	0	5
Jay Kleberg	13	0	6	7

DEM County Judge County Races

Vote For 1

	TOTAL	Election Day	Absentee	Early Voting
Ina Minjarez	12	6	0	6
Peter Sakai	15	2	6	7

DEM Judge, County Court at Law No. 2 County Races

Vote For 1

	TOTAL	Election Day	Absentee	Early Voting
Melissa Saenz	13	4	2	7
Maria Teresa Garcia	11	3	4	4

Summary Results Report
May 24, 2022 Joint Primary Runoff Election
May 24, 2022

UNOFFICIAL RESULTS

Bexar County

4144

DEM District Clerk County Races

Vote For 1

	TOTAL	Election Day	Absentee	Early Voting
Gloria A. Martinez	12	5	2	5
Christine "Chris" Castillo	14	2	4	8

DEM Justice of the Peace, Precinct No. 4, Place 1 Justice of the Peace, Precinct No. 4

Vote For 1

	TOTAL	Election Day	Absentee	Early Voting
Yolanda Acuña Uresti	10	1	4	5
Michele Garcia	15	6	2	7

RETRIEVED FROM DEMOCRACYDOCKET.COM

Summary Results Report
May 24, 2022 Joint Primary Runoff Election
May 24, 2022

UNOFFICIAL RESULTS

Bexar County

4145

Statistics

	TOTAL	Election Day	Absentee	Early Voting
Registered Voters - Total	6			
Ballots Cast - Total	0	0	0	0
Ballots Cast - Democratic Party	0	0	0	0
Voter Turnout - Total	0.00%			

DEM Lieutenant Governor

Vote For 1

	TOTAL	Election Day	Absentee	Early Voting
Michelle Beckley	0	0	0	0
Mike Collier	0	0	0	0

DEM Attorney General

Vote For 1

	TOTAL	Election Day	Absentee	Early Voting
Rochelle Mercedes Garza	0	0	0	0
Joe Jaworski	0	0	0	0

DEM Comptroller of Public Accounts

Vote For 1

	TOTAL	Election Day	Absentee	Early Voting
Angel Luis Vega	0	0	0	0
Janet T. Dudding	0	0	0	0

DEM Commissioner of the General Land Office

Vote For 1

	TOTAL	Election Day	Absentee	Early Voting
Sandragrace Martinez	0	0	0	0
Jay Kleberg	0	0	0	0

DEM County Judge County Races

Vote For 1

	TOTAL	Election Day	Absentee	Early Voting
Ina Minjarez	0	0	0	0
Peter Sakai	0	0	0	0

DEM Judge, County Court at Law No. 2 County Races

Vote For 1

	TOTAL	Election Day	Absentee	Early Voting
Melissa Saenz	0	0	0	0
Maria Teresa Garcia	0	0	0	0

DEM District Clerk County Races

Vote For 1

	TOTAL	Election Day	Absentee	Early Voting
Gloria A. Martinez	0	0	0	0
Christine "Chris" Castillo	0	0	0	0

Summary Results Report
May 24, 2022 Joint Primary Runoff Election
May 24, 2022

UNOFFICIAL RESULTS

Bexar County

4145

DEM Justice of the Peace, Precinct No. 4, Place 1 Justice of the Peace, Precinct No. 4

Vote For 1

	TOTAL	Election Day	Absentee	Early Voting
Yolanda Acuña Uresti	0	0	0	0
Michele Garcia	0	0	0	0

RETRIEVED FROM DEMOCRACYDOCKET.COM

Summary Results Report
May 24, 2022 Joint Primary Runoff Election
May 24, 2022

UNOFFICIAL RESULTS

Bexar County

4146

Statistics

	TOTAL	Election Day	Absentee	Early Voting
Registered Voters - Total	42			
Ballots Cast - Total	2	1	0	1
Ballots Cast - Democratic Party	2	1	0	1
Voter Turnout - Total	4.76%			

DEM Lieutenant Governor

Vote For 1

	TOTAL	Election Day	Absentee	Early Voting
Michelle Beckley	1	1	0	0
Mike Collier	1	0	0	1

DEM Attorney General

Vote For 1

	TOTAL	Election Day	Absentee	Early Voting
Rochelle Mercedes Garza	1	1	0	0
Joe Jaworski	1	0	0	1

DEM Comptroller of Public Accounts

Vote For 1

	TOTAL	Election Day	Absentee	Early Voting
Angel Luis Vega	1	1	0	0
Janet T. Dudding	0	0	0	0

DEM Commissioner of the General Land Office

Vote For 1

	TOTAL	Election Day	Absentee	Early Voting
Sandragrace Martinez	1	1	0	0
Jay Kleberg	0	0	0	0

DEM County Judge County Races

Vote For 1

	TOTAL	Election Day	Absentee	Early Voting
Ina Minjarez	1	0	0	1
Peter Sakai	1	1	0	0

DEM Judge, County Court at Law No. 2 County Races

Vote For 1

	TOTAL	Election Day	Absentee	Early Voting
Melissa Saenz	0	0	0	0
Maria Teresa Garcia	1	1	0	0

DEM District Clerk County Races

Vote For 1

	TOTAL	Election Day	Absentee	Early Voting
Gloria A. Martinez	0	0	0	0
Christine "Chris" Castillo	1	1	0	0

Summary Results Report
May 24, 2022 Joint Primary Runoff Election
May 24, 2022

UNOFFICIAL RESULTS

Bexar County

4146

DEM Justice of the Peace, Precinct No. 4, Place 1 Justice of the Peace, Precinct No. 4

Vote For 1

	TOTAL	Election Day	Absentee	Early Voting
Yolanda Acuña Uresti	1	1	0	0
Michele Garcia	1	0	0	1

RETRIEVED FROM DEMOCRACYDOCKET.COM

Summary Results Report
May 24, 2022 Joint Primary Runoff Election
May 24, 2022

UNOFFICIAL RESULTS

Bexar County

4147

Statistics

	TOTAL	Election Day	Absentee	Early Voting
Registered Voters - Total	292			
Ballots Cast - Total	24	9	1	14
Ballots Cast - Democratic Party	17	6	1	10
Voter Turnout - Total	8.22%			

DEM United States Representative, District 21 United States Representative, District 21

Vote For 1

	TOTAL	Election Day	Absentee	Early Voting
Claudia Andreana Zapata	12	3	0	9
Ricardo Villarreal	4	3	1	0

DEM Lieutenant Governor

Vote For 1

	TOTAL	Election Day	Absentee	Early Voting
Michelle Beckley	6	2	0	4
Mike Collier	11	4	1	6

DEM Attorney General

Vote For 1

	TOTAL	Election Day	Absentee	Early Voting
Rochelle Mercedes Garza	13	4	0	9
Joe Jaworski	4	2	1	1

DEM Comptroller of Public Accounts

Vote For 1

	TOTAL	Election Day	Absentee	Early Voting
Angel Luis Vega	4	1	0	3
Janet T. Dudding	13	5	1	7

DEM Commissioner of the General Land Office

Vote For 1

	TOTAL	Election Day	Absentee	Early Voting
Sandragrace Martinez	9	3	0	6
Jay Kleberg	7	3	1	3

DEM County Judge County Races

Vote For 1

	TOTAL	Election Day	Absentee	Early Voting
Ina Minjarez	12	4	0	8
Peter Sakai	5	2	1	2

DEM Judge, County Court at Law No. 2 County Races

Vote For 1

	TOTAL	Election Day	Absentee	Early Voting
Melissa Saenz	9	5	0	4
Maria Teresa Garcia	6	1	0	5

Summary Results Report
May 24, 2022 Joint Primary Runoff Election
May 24, 2022

UNOFFICIAL RESULTS

Bexar County

4147

DEM District Clerk County Races

Vote For 1

	TOTAL	Election Day	Absentee	Early Voting
Gloria A. Martinez	8	3	0	5
Christine "Chris" Castillo	8	3	0	5

DEM Justice of the Peace, Precinct No. 4, Place 1 Justice of the Peace, Precinct No. 4

Vote For 1

	TOTAL	Election Day	Absentee	Early Voting
Yolanda Acuña Uresti	7	4	0	3
Michele Garcia	7	2	0	5

RETRIEVED FROM DEMOCRACYDOCKET.COM

Summary Results Report
May 24, 2022 Joint Primary Runoff Election
May 24, 2022

UNOFFICIAL RESULTS

Bexar County

4148

Statistics

	TOTAL	Election Day	Absentee	Early Voting
Registered Voters - Total	159			
Ballots Cast - Total	11	5	3	3
Ballots Cast - Democratic Party	8	4	3	1
Voter Turnout - Total	6.92%			

DEM Lieutenant Governor

Vote For 1

	TOTAL	Election Day	Absentee	Early Voting
Michelle Beckley	8	4	3	1
Mike Collier	0	0	0	0

DEM Attorney General

Vote For 1

	TOTAL	Election Day	Absentee	Early Voting
Rochelle Mercedes Garza	8	4	3	1
Joe Jaworski	0	0	0	0

DEM Comptroller of Public Accounts

Vote For 1

	TOTAL	Election Day	Absentee	Early Voting
Angel Luis Vega	7	3	3	1
Janet T. Dudding	1	1	0	0

DEM Commissioner of the General Land Office

Vote For 1

	TOTAL	Election Day	Absentee	Early Voting
Sandragrace Martinez	6	3	2	1
Jay Kleberg	2	1	1	0

DEM County Judge County Races

Vote For 1

	TOTAL	Election Day	Absentee	Early Voting
Ina Minjarez	2	1	0	1
Peter Sakai	6	3	3	0

DEM Judge, County Court at Law No. 2 County Races

Vote For 1

	TOTAL	Election Day	Absentee	Early Voting
Melissa Saenz	6	2	3	1
Maria Teresa Garcia	2	2	0	0

DEM District Clerk County Races

Vote For 1

	TOTAL	Election Day	Absentee	Early Voting
Gloria A. Martinez	5	3	1	1
Christine "Chris" Castillo	3	1	2	0

Summary Results Report
May 24, 2022 Joint Primary Runoff Election
May 24, 2022

UNOFFICIAL RESULTS

Bexar County

4148

DEM Justice of the Peace, Precinct No. 4, Place 1 Justice of the Peace, Precinct No. 4

Vote For 1

	TOTAL	Election Day	Absentee	Early Voting
Yolanda Acuña Uresti	5	4	1	0
Michele Garcia	3	0	2	1

RETRIEVED FROM DEMOCRACYDOCKET.COM

Summary Results Report
May 24, 2022 Joint Primary Runoff Election
May 24, 2022

UNOFFICIAL RESULTS

Bexar County

4149

Statistics

	TOTAL	Election Day	Absentee	Early Voting
Registered Voters - Total	563			
Ballots Cast - Total	25	11	2	12
Ballots Cast - Democratic Party	12	7	2	3
Voter Turnout - Total	4.44%			

DEM Lieutenant Governor

Vote For 1

	TOTAL	Election Day	Absentee	Early Voting
Michelle Beckley	4	2	1	1
Mike Collier	8	5	1	2

DEM Attorney General

Vote For 1

	TOTAL	Election Day	Absentee	Early Voting
Rochelle Mercedes Garza	7	3	2	2
Joe Jaworski	5	4	0	1

DEM Comptroller of Public Accounts

Vote For 1

	TOTAL	Election Day	Absentee	Early Voting
Angel Luis Vega	6	3	1	2
Janet T. Dudding	6	4	1	1

DEM Commissioner of the General Land Office

Vote For 1

	TOTAL	Election Day	Absentee	Early Voting
Sandragrace Martinez	5	2	1	2
Jay Kleberg	7	5	1	1

DEM County Judge County Races

Vote For 1

	TOTAL	Election Day	Absentee	Early Voting
Ina Minjarez	2	1	0	1
Peter Sakai	10	6	2	2

DEM Judge, County Court at Law No. 2 County Races

Vote For 1

	TOTAL	Election Day	Absentee	Early Voting
Melissa Saenz	7	6	1	0
Maria Teresa Garcia	5	1	1	3

DEM District Clerk County Races

Vote For 1

	TOTAL	Election Day	Absentee	Early Voting
Gloria A. Martinez	3	0	2	1
Christine "Chris" Castillo	9	7	0	2

Summary Results Report
May 24, 2022 Joint Primary Runoff Election
May 24, 2022

UNOFFICIAL RESULTS

Bexar County

4149

DEM Justice of the Peace, Precinct No. 4, Place 1 Justice of the Peace, Precinct No. 4

Vote For 1

	TOTAL	Election Day	Absentee	Early Voting
Yolanda Acuña Uresti	3	3	0	0
Michele Garcia	9	4	2	3

RETRIEVED FROM DEMOCRACYDOCKET.COM

Summary Results Report
May 24, 2022 Joint Primary Runoff Election
May 24, 2022

UNOFFICIAL RESULTS

Bexar County

4150

Statistics

	TOTAL	Election Day	Absentee	Early Voting
Registered Voters - Total	2,074			
Ballots Cast - Total	147	45	33	69
Ballots Cast - Democratic Party	115	32	28	55
Voter Turnout - Total	7.09%			

DEM Lieutenant Governor

Vote For 1

	TOTAL	Election Day	Absentee	Early Voting
Michelle Beckley	65	23	14	28
Mike Collier	45	7	13	25

DEM Attorney General

Vote For 1

	TOTAL	Election Day	Absentee	Early Voting
Rochelle Mercedes Garza	87	28	20	39
Joe Jaworski	24	3	7	14

DEM Comptroller of Public Accounts

Vote For 1

	TOTAL	Election Day	Absentee	Early Voting
Angel Luis Vega	39	13	9	17
Janet T. Dudding	66	16	18	32

DEM Commissioner of the General Land Office

Vote For 1

	TOTAL	Election Day	Absentee	Early Voting
Sandragrace Martinez	75	21	15	39
Jay Kleberg	35	10	13	12

DEM County Judge County Races

Vote For 1

	TOTAL	Election Day	Absentee	Early Voting
Ina Minjarez	50	17	8	25
Peter Sakai	64	15	20	29

DEM Judge, County Court at Law No. 2 County Races

Vote For 1

	TOTAL	Election Day	Absentee	Early Voting
Melissa Saenz	64	17	13	34
Maria Teresa Garcia	43	12	14	17

DEM District Clerk County Races

Vote For 1

	TOTAL	Election Day	Absentee	Early Voting
Gloria A. Martinez	57	14	16	27
Christine "Chris" Castillo	52	17	12	23

Summary Results Report
May 24, 2022 Joint Primary Runoff Election
May 24, 2022

UNOFFICIAL RESULTS

Bexar County

4150

DEM Justice of the Peace, Precinct No. 4, Place 1 Justice of the Peace, Precinct No. 4

Vote For 1

	TOTAL	Election Day	Absentee	Early Voting
Yolanda Acuña Uresti	46	19	5	22
Michele Garcia	66	12	23	31

RETRIEVED FROM DEMOCRACYDOCKET.COM

Summary Results Report
May 24, 2022 Joint Primary Runoff Election
May 24, 2022

UNOFFICIAL RESULTS

Bexar County

4151

Statistics

	TOTAL	Election Day	Absentee	Early Voting
Registered Voters - Total	763			
Ballots Cast - Total	85	52	12	21
Ballots Cast - Democratic Party	33	18	5	10
Voter Turnout - Total	11.14%			

DEM United States Representative, District 28 United States Representative, District 28

Vote For 1

	TOTAL	Election Day	Absentee	Early Voting
Jessica Cisneros	25	15	3	7
Henry Cuellar	8	3	2	3

DEM Lieutenant Governor

Vote For 1

	TOTAL	Election Day	Absentee	Early Voting
Michelle Beckley	20	11	4	5
Mike Collier	11	6	1	4

DEM Attorney General

Vote For 1

	TOTAL	Election Day	Absentee	Early Voting
Rochelle Mercedes Garza	20	11	3	6
Joe Jaworski	10	6	2	2

DEM Comptroller of Public Accounts

Vote For 1

	TOTAL	Election Day	Absentee	Early Voting
Angel Luis Vega	10	8	1	1
Janet T. Dudding	19	10	4	5

DEM Commissioner of the General Land Office

Vote For 1

	TOTAL	Election Day	Absentee	Early Voting
Sandragrace Martinez	18	11	3	4
Jay Kleberg	12	7	2	3

DEM County Judge County Races

Vote For 1

	TOTAL	Election Day	Absentee	Early Voting
Ina Minjarez	14	7	2	5
Peter Sakai	18	11	3	4

DEM Judge, County Court at Law No. 2 County Races

Vote For 1

	TOTAL	Election Day	Absentee	Early Voting
Melissa Saenz	16	11	2	3
Maria Teresa Garcia	11	6	2	3

Summary Results Report
May 24, 2022 Joint Primary Runoff Election
May 24, 2022

UNOFFICIAL RESULTS

Bexar County

4151

DEM District Clerk County Races

Vote For 1

	TOTAL	Election Day	Absentee	Early Voting
Gloria A. Martinez	20	12	2	6
Christine "Chris" Castillo	10	6	2	2

DEM Justice of the Peace, Precinct No. 4, Place 1 Justice of the Peace, Precinct No. 4

Vote For 1

	TOTAL	Election Day	Absentee	Early Voting
Yolanda Acuña Uresti	14	9	2	3
Michele Garcia	15	9	2	4

RETRIEVED FROM DEMOCRACYDOCKET.COM

Summary Results Report
May 24, 2022 Joint Primary Runoff Election
May 24, 2022

UNOFFICIAL RESULTS

Bexar County

4152

Statistics

	TOTAL	Election Day	Absentee	Early Voting
Registered Voters - Total	2,127			
Ballots Cast - Total	146	66	32	48
Ballots Cast - Democratic Party	96	36	29	31
Voter Turnout - Total	6.86%			

DEM Lieutenant Governor

Vote For 1

	TOTAL	Election Day	Absentee	Early Voting
Michelle Beckley	51	18	13	20
Mike Collier	38	13	14	11

DEM Attorney General

Vote For 1

	TOTAL	Election Day	Absentee	Early Voting
Rochelle Mercedes Garza	64	24	16	24
Joe Jaworski	28	10	11	7

DEM Comptroller of Public Accounts

Vote For 1

	TOTAL	Election Day	Absentee	Early Voting
Angel Luis Vega	40	15	15	10
Janet T. Dudding	51	18	12	21

DEM Commissioner of the General Land Office

Vote For 1

	TOTAL	Election Day	Absentee	Early Voting
Sandragrace Martinez	57	21	16	20
Jay Kleberg	34	12	11	11

DEM County Judge County Races

Vote For 1

	TOTAL	Election Day	Absentee	Early Voting
Ina Minjarez	44	18	12	14
Peter Sakai	49	15	17	17

DEM Judge, County Court at Law No. 2 County Races

Vote For 1

	TOTAL	Election Day	Absentee	Early Voting
Melissa Saenz	48	17	11	20
Maria Teresa Garcia	36	13	14	9

DEM District Clerk County Races

Vote For 1

	TOTAL	Election Day	Absentee	Early Voting
Gloria A. Martinez	49	20	14	15
Christine "Chris" Castillo	40	12	12	16

Summary Results Report
May 24, 2022 Joint Primary Runoff Election
May 24, 2022

UNOFFICIAL RESULTS

Bexar County

4152

DEM Justice of the Peace, Precinct No. 4, Place 1 Justice of the Peace, Precinct No. 4

Vote For 1

	TOTAL	Election Day	Absentee	Early Voting
Yolanda Acuña Uresti	43	15	13	15
Michele Garcia	45	16	13	16

RETRIEVED FROM DEMOCRACYDOCKET.COM

Summary Results Report
May 24, 2022 Joint Primary Runoff Election
May 24, 2022

UNOFFICIAL RESULTS

Bexar County

4153

Statistics

	TOTAL	Election Day	Absentee	Early Voting
Registered Voters - Total	326			
Ballots Cast - Total	34	11	2	21
Ballots Cast - Democratic Party	23	7	1	15
Voter Turnout - Total	10.43%			

DEM United States Representative, District 28 United States Representative, District 28

Vote For 1

	TOTAL	Election Day	Absentee	Early Voting
Jessica Cisneros	22	7	1	14
Henry Cuellar	1	0	0	1

DEM Lieutenant Governor

Vote For 1

	TOTAL	Election Day	Absentee	Early Voting
Michelle Beckley	17	7	1	9
Mike Collier	4	0	0	4

DEM Attorney General

Vote For 1

	TOTAL	Election Day	Absentee	Early Voting
Rochelle Mercedes Garza	19	6	1	12
Joe Jaworski	4	1	0	3

DEM Comptroller of Public Accounts

Vote For 1

	TOTAL	Election Day	Absentee	Early Voting
Angel Luis Vega	11	4	1	6
Janet T. Dudding	11	3	0	8

DEM Commissioner of the General Land Office

Vote For 1

	TOTAL	Election Day	Absentee	Early Voting
Sandragrace Martinez	18	7	1	10
Jay Kleberg	4	0	0	4

DEM County Judge County Races

Vote For 1

	TOTAL	Election Day	Absentee	Early Voting
Ina Minjarez	17	5	0	12
Peter Sakai	6	2	1	3

DEM Judge, County Court at Law No. 2 County Races

Vote For 1

	TOTAL	Election Day	Absentee	Early Voting
Melissa Saenz	11	4	0	7
Maria Teresa Garcia	11	3	1	7

Summary Results Report
May 24, 2022 Joint Primary Runoff Election
May 24, 2022

UNOFFICIAL RESULTS

Bexar County

4153

DEM District Clerk County Races

Vote For 1

	TOTAL	Election Day	Absentee	Early Voting
Gloria A. Martinez	9	4	0	5
Christine "Chris" Castillo	14	3	1	10

DEM Justice of the Peace, Precinct No. 4, Place 1 Justice of the Peace, Precinct No. 4

Vote For 1

	TOTAL	Election Day	Absentee	Early Voting
Yolanda Acuña Uresti	14	4	0	10
Michele Garcia	9	3	1	5

RETRIEVED FROM DEMOCRACYDOCKET.COM

Summary Results Report
May 24, 2022 Joint Primary Runoff Election
May 24, 2022

UNOFFICIAL RESULTS

Bexar County

4154

Statistics

	TOTAL	Election Day	Absentee	Early Voting
Registered Voters - Total	733			
Ballots Cast - Total	59	29	14	16
Ballots Cast - Democratic Party	27	11	7	9
Voter Turnout - Total	8.05%			

DEM Lieutenant Governor

Vote For 1

	TOTAL	Election Day	Absentee	Early Voting
Michelle Beckley	17	9	4	4
Mike Collier	9	1	3	5

DEM Attorney General

Vote For 1

	TOTAL	Election Day	Absentee	Early Voting
Rochelle Mercedes Garza	22	10	6	6
Joe Jaworski	4	0	1	3

DEM Comptroller of Public Accounts

Vote For 1

	TOTAL	Election Day	Absentee	Early Voting
Angel Luis Vega	16	8	5	3
Janet T. Dudding	10	2	2	6

DEM Commissioner of the General Land Office

Vote For 1

	TOTAL	Election Day	Absentee	Early Voting
Sandragrace Martinez	22	9	6	7
Jay Kleberg	3	1	1	1

DEM County Judge County Races

Vote For 1

	TOTAL	Election Day	Absentee	Early Voting
Ina Minjarez	15	7	5	3
Peter Sakai	12	4	2	6

DEM Judge, County Court at Law No. 2 County Races

Vote For 1

	TOTAL	Election Day	Absentee	Early Voting
Melissa Saenz	11	5	2	4
Maria Teresa Garcia	14	4	5	5

DEM District Clerk County Races

Vote For 1

	TOTAL	Election Day	Absentee	Early Voting
Gloria A. Martinez	10	4	3	3
Christine "Chris" Castillo	14	5	4	5

Summary Results Report
May 24, 2022 Joint Primary Runoff Election
May 24, 2022

UNOFFICIAL RESULTS

Bexar County

4154

DEM Justice of the Peace, Precinct No. 4, Place 1 Justice of the Peace, Precinct No. 4

Vote For 1

	TOTAL	Election Day	Absentee	Early Voting
Yolanda Acuña Uresti	18	8	6	4
Michele Garcia	7	1	1	5

RETRIEVED FROM DEMOCRACYDOCKET.COM

Summary Results Report
May 24, 2022 Joint Primary Runoff Election
May 24, 2022

UNOFFICIAL RESULTS

Bexar County

4155

Statistics

	TOTAL	Election Day	Absentee	Early Voting
Registered Voters - Total	2,359			
Ballots Cast - Total	316	174	33	109
Ballots Cast - Democratic Party	271	143	26	102
Voter Turnout - Total	13.40%			

DEM Lieutenant Governor

Vote For 1

	TOTAL	Election Day	Absentee	Early Voting
Michelle Beckley	121	66	14	41
Mike Collier	124	65	12	47

DEM Attorney General

Vote For 1

	TOTAL	Election Day	Absentee	Early Voting
Rochelle Mercedes Garza	167	90	16	61
Joe Jaworski	87	43	9	35

DEM Comptroller of Public Accounts

Vote For 1

	TOTAL	Election Day	Absentee	Early Voting
Angel Luis Vega	112	52	17	43
Janet T. Dudding	127	72	7	48

DEM Commissioner of the General Land Office

Vote For 1

	TOTAL	Election Day	Absentee	Early Voting
Sandragrace Martinez	129	72	10	47
Jay Kleberg	121	61	14	46

DEM County Judge County Races

Vote For 1

	TOTAL	Election Day	Absentee	Early Voting
Ina Minjarez	89	50	6	33
Peter Sakai	178	90	20	68

DEM Judge, County Court at Law No. 2 County Races

Vote For 1

	TOTAL	Election Day	Absentee	Early Voting
Melissa Saenz	148	74	16	58
Maria Teresa Garcia	99	53	8	38

DEM District Clerk County Races

Vote For 1

	TOTAL	Election Day	Absentee	Early Voting
Gloria A. Martinez	108	62	14	32
Christine "Chris" Castillo	138	65	12	61

Summary Results Report
May 24, 2022 Joint Primary Runoff Election
May 24, 2022

UNOFFICIAL RESULTS

Bexar County

4155

DEM Justice of the Peace, Precinct No. 4, Place 1 Justice of the Peace, Precinct No. 4

Vote For 1

	TOTAL	Election Day	Absentee	Early Voting
Yolanda Acuña Uresti	115	65	10	40
Michele Garcia	126	60	15	51

RETRIEVED FROM DEMOCRACYDOCKET.COM

Summary Results Report
May 24, 2022 Joint Primary Runoff Election
May 24, 2022

UNOFFICIAL RESULTS

Bexar County

4156

Statistics

	TOTAL	Election Day	Absentee	Early Voting
Registered Voters - Total	1,243			
Ballots Cast - Total	77	35	5	37
Ballots Cast - Democratic Party	56	25	2	29
Voter Turnout - Total	6.19%			

DEM Lieutenant Governor

Vote For 1

	TOTAL	Election Day	Absentee	Early Voting
Michelle Beckley	41	22	0	19
Mike Collier	15	3	2	10

DEM Attorney General

Vote For 1

	TOTAL	Election Day	Absentee	Early Voting
Rochelle Mercedes Garza	42	23	0	19
Joe Jaworski	14	2	2	10

DEM Comptroller of Public Accounts

Vote For 1

	TOTAL	Election Day	Absentee	Early Voting
Angel Luis Vega	25	14	2	9
Janet T. Dudding	30	10	0	20

DEM Commissioner of the General Land Office

Vote For 1

	TOTAL	Election Day	Absentee	Early Voting
Sandragrace Martinez	37	17	0	20
Jay Kleberg	18	7	2	9

DEM County Judge County Races

Vote For 1

	TOTAL	Election Day	Absentee	Early Voting
Ina Minjarez	30	17	0	13
Peter Sakai	25	8	2	15

DEM Judge, County Court at Law No. 2 County Races

Vote For 1

	TOTAL	Election Day	Absentee	Early Voting
Melissa Saenz	36	17	2	17
Maria Teresa Garcia	19	7	0	12

DEM District Clerk County Races

Vote For 1

	TOTAL	Election Day	Absentee	Early Voting
Gloria A. Martinez	31	16	2	13
Christine "Chris" Castillo	24	8	0	16

Summary Results Report
May 24, 2022 Joint Primary Runoff Election
May 24, 2022

UNOFFICIAL RESULTS

Bexar County

4156

DEM Justice of the Peace, Precinct No. 4, Place 1 Justice of the Peace, Precinct No. 4

Vote For 1

	TOTAL	Election Day	Absentee	Early Voting
Yolanda Acuña Uresti	25	6	2	17
Michele Garcia	29	17	0	12

RETRIEVED FROM DEMOCRACYDOCKET.COM

Summary Results Report
May 24, 2022 Joint Primary Runoff Election
May 24, 2022

UNOFFICIAL RESULTS

Bexar County

4157

Statistics

	TOTAL	Election Day	Absentee	Early Voting
Registered Voters - Total	1,803			
Ballots Cast - Total	216	107	28	81
Ballots Cast - Democratic Party	180	89	26	65
Voter Turnout - Total	11.98%			

DEM Lieutenant Governor

Vote For 1

	TOTAL	Election Day	Absentee	Early Voting
Michelle Beckley	71	43	8	20
Mike Collier	104	44	17	43

DEM Attorney General

Vote For 1

	TOTAL	Election Day	Absentee	Early Voting
Rochelle Mercedes Garza	117	70	13	34
Joe Jaworski	55	17	11	27

DEM Comptroller of Public Accounts

Vote For 1

	TOTAL	Election Day	Absentee	Early Voting
Angel Luis Vega	78	45	9	24
Janet T. Dudding	87	40	14	33

DEM Commissioner of the General Land Office

Vote For 1

	TOTAL	Election Day	Absentee	Early Voting
Sandragrace Martinez	89	56	12	21
Jay Kleberg	82	30	12	40

DEM County Judge County Races

Vote For 1

	TOTAL	Election Day	Absentee	Early Voting
Ina Minjarez	70	40	4	26
Peter Sakai	105	47	21	37

DEM Judge, County Court at Law No. 2 County Races

Vote For 1

	TOTAL	Election Day	Absentee	Early Voting
Melissa Saenz	96	47	17	32
Maria Teresa Garcia	69	37	6	26

DEM District Clerk County Races

Vote For 1

	TOTAL	Election Day	Absentee	Early Voting
Gloria A. Martinez	68	35	9	24
Christine "Chris" Castillo	92	46	13	33

Summary Results Report
May 24, 2022 Joint Primary Runoff Election
May 24, 2022

UNOFFICIAL RESULTS

Bexar County

4157

DEM Justice of the Peace, Precinct No. 4, Place 1 Justice of the Peace, Precinct No. 4

Vote For 1

	TOTAL	Election Day	Absentee	Early Voting
Yolanda Acuña Uresti	69	40	6	23
Michele Garcia	96	46	17	33

DEM Precinct Chair, Precinct No. 4157 Precinct Chair 4157

Vote For 1

	TOTAL	Election Day	Absentee	Early Voting
Madeleine Dewar	105	50	19	36
Ralph Galvan	56	31	4	21

RETRIEVED FROM DEMOCRACYDOCKET.COM

Summary Results Report
May 24, 2022 Joint Primary Runoff Election
May 24, 2022

UNOFFICIAL RESULTS

Bexar County

4158

Statistics

	TOTAL	Election Day	Absentee	Early Voting
Registered Voters - Total	562			
Ballots Cast - Total	24	12	5	7
Ballots Cast - Democratic Party	18	8	5	5
Voter Turnout - Total	4.27%			

DEM Lieutenant Governor

Vote For 1

	TOTAL	Election Day	Absentee	Early Voting
Michelle Beckley	9	5	2	2
Mike Collier	9	3	3	3

DEM Attorney General

Vote For 1

	TOTAL	Election Day	Absentee	Early Voting
Rochelle Mercedes Garza	10	4	3	3
Joe Jaworski	7	3	2	2

DEM Comptroller of Public Accounts

Vote For 1

	TOTAL	Election Day	Absentee	Early Voting
Angel Luis Vega	8	3	2	3
Janet T. Dudding	9	5	3	1

DEM Commissioner of the General Land Office

Vote For 1

	TOTAL	Election Day	Absentee	Early Voting
Sandragrace Martinez	12	6	2	4
Jay Kleberg	4	1	3	0

DEM County Judge County Races

Vote For 1

	TOTAL	Election Day	Absentee	Early Voting
Ina Minjarez	9	6	1	2
Peter Sakai	8	1	4	3

DEM Judge, County Court at Law No. 2 County Races

Vote For 1

	TOTAL	Election Day	Absentee	Early Voting
Melissa Saenz	7	3	3	1
Maria Teresa Garcia	10	4	2	4

DEM District Clerk County Races

Vote For 1

	TOTAL	Election Day	Absentee	Early Voting
Gloria A. Martinez	9	5	2	2
Christine "Chris" Castillo	7	2	3	2

Summary Results Report
May 24, 2022 Joint Primary Runoff Election
May 24, 2022

UNOFFICIAL RESULTS

Bexar County

4158

DEM Justice of the Peace, Precinct No. 4, Place 1 Justice of the Peace, Precinct No. 4

Vote For 1

	TOTAL	Election Day	Absentee	Early Voting
Yolanda Acuña Uresti	5	5	0	0
Michele Garcia	12	2	5	5

RETRIEVED FROM DEMOCRACYDOCKET.COM

Summary Results Report
May 24, 2022 Joint Primary Runoff Election
May 24, 2022

UNOFFICIAL RESULTS

Bexar County

4159

Statistics

	TOTAL	Election Day	Absentee	Early Voting
Registered Voters - Total	25			
Ballots Cast - Total	2	0	0	2
Ballots Cast - Democratic Party	2	0	0	2
Voter Turnout - Total	8.00%			

DEM United States Representative, District 28 United States Representative, District 28

Vote For 1

	TOTAL	Election Day	Absentee	Early Voting
Jessica Cisneros	2	0	0	2
Henry Cuellar	0	0	0	0

DEM Lieutenant Governor

Vote For 1

	TOTAL	Election Day	Absentee	Early Voting
Michelle Beckley	0	0	0	0
Mike Collier	1	0	0	1

DEM Attorney General

Vote For 1

	TOTAL	Election Day	Absentee	Early Voting
Rochelle Mercedes Garza	2	0	0	2
Joe Jaworski	0	0	0	0

DEM Comptroller of Public Accounts

Vote For 1

	TOTAL	Election Day	Absentee	Early Voting
Angel Luis Vega	2	0	0	2
Janet T. Dudding	0	0	0	0

DEM Commissioner of the General Land Office

Vote For 1

	TOTAL	Election Day	Absentee	Early Voting
Sandragrace Martinez	1	0	0	1
Jay Kleberg	1	0	0	1

DEM County Judge County Races

Vote For 1

	TOTAL	Election Day	Absentee	Early Voting
Ina Minjarez	2	0	0	2
Peter Sakai	0	0	0	0

DEM Judge, County Court at Law No. 2 County Races

Vote For 1

	TOTAL	Election Day	Absentee	Early Voting
Melissa Saenz	0	0	0	0
Maria Teresa Garcia	2	0	0	2

Summary Results Report
May 24, 2022 Joint Primary Runoff Election
May 24, 2022

UNOFFICIAL RESULTS

Bexar County

4159

DEM District Clerk County Races

Vote For 1

	TOTAL	Election Day	Absentee	Early Voting
Gloria A. Martinez	2	0	0	2
Christine "Chris" Castillo	0	0	0	0

DEM Justice of the Peace, Precinct No. 4, Place 1 Justice of the Peace, Precinct No. 4

Vote For 1

	TOTAL	Election Day	Absentee	Early Voting
Yolanda Acuña Uresti	2	0	0	2
Michele Garcia	0	0	0	0

RETRIEVED FROM DEMOCRACYDOCKET.COM

Summary Results Report
May 24, 2022 Joint Primary Runoff Election
May 24, 2022

UNOFFICIAL RESULTS

Bexar County

4160

Statistics

	TOTAL	Election Day	Absentee	Early Voting
Registered Voters - Total	2,110			
Ballots Cast - Total	95	43	13	39
Ballots Cast - Democratic Party	71	30	11	30
Voter Turnout - Total	4.50%			

DEM Lieutenant Governor

Vote For 1

	TOTAL	Election Day	Absentee	Early Voting
Michelle Beckley	40	17	8	15
Mike Collier	29	12	3	14

DEM Attorney General

Vote For 1

	TOTAL	Election Day	Absentee	Early Voting
Rochelle Mercedes Garza	48	22	7	19
Joe Jaworski	21	6	4	11

DEM Comptroller of Public Accounts

Vote For 1

	TOTAL	Election Day	Absentee	Early Voting
Angel Luis Vega	39	18	6	15
Janet T. Dudding	29	10	5	14

DEM Commissioner of the General Land Office

Vote For 1

	TOTAL	Election Day	Absentee	Early Voting
Sandragrace Martinez	52	21	7	24
Jay Kleberg	16	7	4	5

DEM County Judge County Races

Vote For 1

	TOTAL	Election Day	Absentee	Early Voting
Ina Minjarez	28	12	6	10
Peter Sakai	43	18	5	20

DEM Judge, County Court at Law No. 2 County Races

Vote For 1

	TOTAL	Election Day	Absentee	Early Voting
Melissa Saenz	25	10	5	10
Maria Teresa Garcia	42	18	5	19

DEM District Clerk County Races

Vote For 1

	TOTAL	Election Day	Absentee	Early Voting
Gloria A. Martinez	38	11	8	19
Christine "Chris" Castillo	29	17	2	10

Summary Results Report
May 24, 2022 Joint Primary Runoff Election
May 24, 2022

UNOFFICIAL RESULTS

Bexar County

4160

DEM Justice of the Peace, Precinct No. 4, Place 1 Justice of the Peace, Precinct No. 4

Vote For 1

	TOTAL	Election Day	Absentee	Early Voting
Yolanda Acuña Uresti	35	14	4	17
Michele Garcia	32	13	6	13

RETRIEVED FROM DEMOCRACYDOCKET.COM

Summary Results Report
May 24, 2022 Joint Primary Runoff Election
May 24, 2022

UNOFFICIAL RESULTS

Bexar County

4161

Statistics

	TOTAL	Election Day	Absentee	Early Voting
Registered Voters - Total	785			
Ballots Cast - Total	35	21	2	12
Ballots Cast - Democratic Party	33	19	2	12
Voter Turnout - Total	4.46%			

DEM Lieutenant Governor

Vote For 1

	TOTAL	Election Day	Absentee	Early Voting
Michelle Beckley	20	12	0	8
Mike Collier	11	6	1	4

DEM Attorney General

Vote For 1

	TOTAL	Election Day	Absentee	Early Voting
Rochelle Mercedes Garza	26	16	1	9
Joe Jaworski	7	3	1	3

DEM Comptroller of Public Accounts

Vote For 1

	TOTAL	Election Day	Absentee	Early Voting
Angel Luis Vega	13	8	0	5
Janet T. Dudding	19	11	1	7

DEM Commissioner of the General Land Office

Vote For 1

	TOTAL	Election Day	Absentee	Early Voting
Sandragrace Martinez	19	12	1	6
Jay Kleberg	14	7	1	6

DEM County Judge County Races

Vote For 1

	TOTAL	Election Day	Absentee	Early Voting
Ina Minjarez	10	8	0	2
Peter Sakai	23	11	2	10

DEM Judge, County Court at Law No. 2 County Races

Vote For 1

	TOTAL	Election Day	Absentee	Early Voting
Melissa Saenz	16	9	0	7
Maria Teresa Garcia	16	10	1	5

DEM District Clerk County Races

Vote For 1

	TOTAL	Election Day	Absentee	Early Voting
Gloria A. Martinez	14	8	2	4
Christine "Chris" Castillo	19	11	0	8

Summary Results Report
May 24, 2022 Joint Primary Runoff Election
May 24, 2022

UNOFFICIAL RESULTS

Bexar County

4161

DEM Justice of the Peace, Precinct No. 4, Place 1 Justice of the Peace, Precinct No. 4

Vote For 1

	TOTAL	Election Day	Absentee	Early Voting
Yolanda Acuña Uresti	10	7	1	2
Michele Garcia	23	12	1	10

RETRIEVED FROM DEMOCRACYDOCKET.COM

Summary Results Report
May 24, 2022 Joint Primary Runoff Election
May 24, 2022

UNOFFICIAL RESULTS

Bexar County

4162

Statistics

	TOTAL	Election Day	Absentee	Early Voting
Registered Voters - Total	2,576			
Ballots Cast - Total	250	94	29	127
Ballots Cast - Democratic Party	180	74	22	84
Voter Turnout - Total	9.70%			

DEM United States Representative, District 28 United States Representative, District 28

Vote For 1

	TOTAL	Election Day	Absentee	Early Voting
Jessica Cisneros	165	71	18	76
Henry Cuellar	14	3	4	7

DEM Lieutenant Governor

Vote For 1

	TOTAL	Election Day	Absentee	Early Voting
Michelle Beckley	119	54	12	53
Mike Collier	48	13	8	27

DEM Attorney General

Vote For 1

	TOTAL	Election Day	Absentee	Early Voting
Rochelle Mercedes Garza	150	64	17	69
Joe Jaworski	19	5	3	11

DEM Comptroller of Public Accounts

Vote For 1

	TOTAL	Election Day	Absentee	Early Voting
Angel Luis Vega	76	33	7	36
Janet T. Dudding	85	33	12	40

DEM Commissioner of the General Land Office

Vote For 1

	TOTAL	Election Day	Absentee	Early Voting
Sandragrace Martinez	119	54	10	55
Jay Kleberg	45	14	9	22

DEM County Judge County Races

Vote For 1

	TOTAL	Election Day	Absentee	Early Voting
Ina Minjarez	112	49	8	55
Peter Sakai	60	22	12	26

DEM Judge, County Court at Law No. 2 County Races

Vote For 1

	TOTAL	Election Day	Absentee	Early Voting
Melissa Saenz	102	44	9	49
Maria Teresa Garcia	59	24	10	25

Summary Results Report
May 24, 2022 Joint Primary Runoff Election
May 24, 2022

UNOFFICIAL RESULTS

Bexar County

4162

DEM District Clerk County Races

Vote For 1

	TOTAL	Election Day	Absentee	Early Voting
Gloria A. Martinez	110	43	14	53
Christine "Chris" Castillo	55	26	6	23

DEM Justice of the Peace, Precinct No. 4, Place 1 Justice of the Peace, Precinct No. 4

Vote For 1

	TOTAL	Election Day	Absentee	Early Voting
Yolanda Acuña Uresti	85	30	10	45
Michele Garcia	78	36	9	33

RETRIEVED FROM DEMOCRACYDOCKET.COM

Summary Results Report
May 24, 2022 Joint Primary Runoff Election
May 24, 2022

UNOFFICIAL RESULTS

Bexar County

4163

Statistics

	TOTAL	Election Day	Absentee	Early Voting
Registered Voters - Total	2,172			
Ballots Cast - Total	210	72	20	118
Ballots Cast - Democratic Party	147	46	19	82
Voter Turnout - Total	9.67%			

DEM Lieutenant Governor

Vote For 1

	TOTAL	Election Day	Absentee	Early Voting
Michelle Beckley	87	28	11	48
Mike Collier	56	17	6	33

DEM Attorney General

Vote For 1

	TOTAL	Election Day	Absentee	Early Voting
Rochelle Mercedes Garza	105	33	11	61
Joe Jaworski	39	12	6	21

DEM Comptroller of Public Accounts

Vote For 1

	TOTAL	Election Day	Absentee	Early Voting
Angel Luis Vega	58	22	4	32
Janet T. Dudding	79	21	12	46

DEM Commissioner of the General Land Office

Vote For 1

	TOTAL	Election Day	Absentee	Early Voting
Sandragrace Martinez	84	32	7	45
Jay Kleberg	55	12	10	33

DEM County Judge County Races

Vote For 1

	TOTAL	Election Day	Absentee	Early Voting
Ina Minjarez	50	21	2	27
Peter Sakai	96	24	17	55

DEM Judge, County Court at Law No. 2 County Races

Vote For 1

	TOTAL	Election Day	Absentee	Early Voting
Melissa Saenz	76	26	8	42
Maria Teresa Garcia	61	18	7	36

DEM District Clerk County Races

Vote For 1

	TOTAL	Election Day	Absentee	Early Voting
Gloria A. Martinez	81	27	7	47
Christine "Chris" Castillo	56	15	8	33

Summary Results Report
May 24, 2022 Joint Primary Runoff Election
May 24, 2022

UNOFFICIAL RESULTS

Bexar County

4163

DEM Justice of the Peace, Precinct No. 4, Place 1 Justice of the Peace, Precinct No. 4

Vote For 1

	TOTAL	Election Day	Absentee	Early Voting
Yolanda Acuña Uresti	74	24	7	43
Michele Garcia	64	20	8	36

RETRIEVED FROM DEMOCRACYDOCKET.COM

Summary Results Report
May 24, 2022 Joint Primary Runoff Election
May 24, 2022

UNOFFICIAL RESULTS

Bexar County

4164

Statistics

	TOTAL	Election Day	Absentee	Early Voting
Registered Voters - Total	2,462			
Ballots Cast - Total	336	98	66	172
Ballots Cast - Democratic Party	181	45	44	92
Voter Turnout - Total	13.65%			

DEM United States Representative, District 28 United States Representative, District 28

Vote For 1

	TOTAL	Election Day	Absentee	Early Voting
Jessica Cisneros	163	42	40	81
Henry Cuellar	17	3	4	10

DEM Lieutenant Governor

Vote For 1

	TOTAL	Election Day	Absentee	Early Voting
Michelle Beckley	111	29	29	53
Mike Collier	63	12	15	36

DEM Attorney General

Vote For 1

	TOTAL	Election Day	Absentee	Early Voting
Rochelle Mercedes Garza	130	31	31	68
Joe Jaworski	40	8	13	19

DEM Comptroller of Public Accounts

Vote For 1

	TOTAL	Election Day	Absentee	Early Voting
Angel Luis Vega	71	19	21	31
Janet T. Dudding	93	21	20	52

DEM Commissioner of the General Land Office

Vote For 1

	TOTAL	Election Day	Absentee	Early Voting
Sandragrace Martinez	113	28	24	61
Jay Kleberg	55	11	20	24

DEM County Judge County Races

Vote For 1

	TOTAL	Election Day	Absentee	Early Voting
Ina Minjarez	79	26	11	42
Peter Sakai	97	17	32	48

DEM Judge, County Court at Law No. 2 County Races

Vote For 1

	TOTAL	Election Day	Absentee	Early Voting
Melissa Saenz	99	27	24	48
Maria Teresa Garcia	63	14	15	34

Summary Results Report
May 24, 2022 Joint Primary Runoff Election
May 24, 2022

UNOFFICIAL RESULTS

Bexar County

4164

DEM District Clerk County Races

Vote For 1

	TOTAL	Election Day	Absentee	Early Voting
Gloria A. Martinez	95	24	22	49
Christine "Chris" Castillo	66	17	17	32

DEM Justice of the Peace, Precinct No. 4, Place 1 Justice of the Peace, Precinct No. 4

Vote For 1

	TOTAL	Election Day	Absentee	Early Voting
Yolanda Acuña Uresti	73	14	15	44
Michele Garcia	91	28	25	38

RETRIEVED FROM DEMOCRACYDOCKET.COM

Summary Results Report
May 24, 2022 Joint Primary Runoff Election
May 24, 2022

UNOFFICIAL RESULTS

Bexar County

4165

Statistics

	TOTAL	Election Day	Absentee	Early Voting
Registered Voters - Total	130			
Ballots Cast - Total	6	4	0	2
Ballots Cast - Democratic Party	4	3	0	1
Voter Turnout - Total	4.62%			

DEM United States Representative, District 28 United States Representative, District 28

Vote For 1

	TOTAL	Election Day	Absentee	Early Voting
Jessica Cisneros	4	3	0	1
Henry Cuellar	0	0	0	0

DEM Lieutenant Governor

Vote For 1

	TOTAL	Election Day	Absentee	Early Voting
Michelle Beckley	3	3	0	0
Mike Collier	1	0	0	1

DEM Attorney General

Vote For 1

	TOTAL	Election Day	Absentee	Early Voting
Rochelle Mercedes Garza	4	3	0	1
Joe Jaworski	0	0	0	0

DEM Comptroller of Public Accounts

Vote For 1

	TOTAL	Election Day	Absentee	Early Voting
Angel Luis Vega	2	2	0	0
Janet T. Dudding	2	1	0	1

DEM Commissioner of the General Land Office

Vote For 1

	TOTAL	Election Day	Absentee	Early Voting
Sandragrace Martinez	2	2	0	0
Jay Kleberg	2	1	0	1

DEM County Judge County Races

Vote For 1

	TOTAL	Election Day	Absentee	Early Voting
Ina Minjarez	1	1	0	0
Peter Sakai	3	2	0	1

DEM Judge, County Court at Law No. 2 County Races

Vote For 1

	TOTAL	Election Day	Absentee	Early Voting
Melissa Saenz	3	2	0	1
Maria Teresa Garcia	1	1	0	0

Summary Results Report
May 24, 2022 Joint Primary Runoff Election
May 24, 2022

UNOFFICIAL RESULTS

Bexar County

4165

DEM District Clerk County Races

Vote For 1

	TOTAL	Election Day	Absentee	Early Voting
Gloria A. Martinez	3	2	0	1
Christine "Chris" Castillo	1	1	0	0

DEM Justice of the Peace, Precinct No. 4, Place 1 Justice of the Peace, Precinct No. 4

Vote For 1

	TOTAL	Election Day	Absentee	Early Voting
Yolanda Acuña Uresti	1	1	0	0
Michele Garcia	3	2	0	1

RETRIEVED FROM DEMOCRACYDOCKET.COM

Summary Results Report
May 24, 2022 Joint Primary Runoff Election
May 24, 2022

UNOFFICIAL RESULTS

Bexar County

4166

Statistics

	TOTAL	Election Day	Absentee	Early Voting
Registered Voters - Total	389			
Ballots Cast - Total	15	10	1	4
Ballots Cast - Democratic Party	10	7	1	2
Voter Turnout - Total	3.86%			

DEM Lieutenant Governor

Vote For 1

	TOTAL	Election Day	Absentee	Early Voting
Michelle Beckley	5	4	0	1
Mike Collier	5	3	1	1

DEM Attorney General

Vote For 1

	TOTAL	Election Day	Absentee	Early Voting
Rochelle Mercedes Garza	7	6	1	0
Joe Jaworski	3	1	0	2

DEM Comptroller of Public Accounts

Vote For 1

	TOTAL	Election Day	Absentee	Early Voting
Angel Luis Vega	3	2	1	0
Janet T. Dudding	7	5	0	2

DEM Commissioner of the General Land Office

Vote For 1

	TOTAL	Election Day	Absentee	Early Voting
Sandragrace Martinez	7	4	1	2
Jay Kleberg	3	3	0	0

DEM County Judge County Races

Vote For 1

	TOTAL	Election Day	Absentee	Early Voting
Ina Minjarez	4	4	0	0
Peter Sakai	5	3	1	1

DEM Judge, County Court at Law No. 2 County Races

Vote For 1

	TOTAL	Election Day	Absentee	Early Voting
Melissa Saenz	4	3	1	0
Maria Teresa Garcia	5	4	0	1

DEM District Clerk County Races

Vote For 1

	TOTAL	Election Day	Absentee	Early Voting
Gloria A. Martinez	7	5	1	1
Christine "Chris" Castillo	2	2	0	0

Summary Results Report
May 24, 2022 Joint Primary Runoff Election
May 24, 2022

UNOFFICIAL RESULTS

Bexar County

4166

DEM Justice of the Peace, Precinct No. 4, Place 1 Justice of the Peace, Precinct No. 4

Vote For 1

	TOTAL	Election Day	Absentee	Early Voting
Yolanda Acuña Uresti	6	5	0	1
Michele Garcia	3	2	1	0

RETRIEVED FROM DEMOCRACYDOCKET.COM

Summary Results Report
May 24, 2022 Joint Primary Runoff Election
May 24, 2022

UNOFFICIAL RESULTS

Bexar County

4167

Statistics

	TOTAL	Election Day	Absentee	Early Voting
Registered Voters - Total	60			
Ballots Cast - Total	3	1	0	2
Ballots Cast - Democratic Party	2	1	0	1
Voter Turnout - Total	5.00%			

DEM United States Representative, District 28 United States Representative, District 28

Vote For 1

	TOTAL	Election Day	Absentee	Early Voting
Jessica Cisneros	2	1	0	1
Henry Cuellar	0	0	0	0

DEM Lieutenant Governor

Vote For 1

	TOTAL	Election Day	Absentee	Early Voting
Michelle Beckley	1	0	0	1
Mike Collier	1	1	0	0

DEM Attorney General

Vote For 1

	TOTAL	Election Day	Absentee	Early Voting
Rochelle Mercedes Garza	2	1	0	1
Joe Jaworski	0	0	0	0

DEM Comptroller of Public Accounts

Vote For 1

	TOTAL	Election Day	Absentee	Early Voting
Angel Luis Vega	1	1	0	0
Janet T. Dudding	1	0	0	1

DEM Commissioner of the General Land Office

Vote For 1

	TOTAL	Election Day	Absentee	Early Voting
Sandragrace Martinez	1	1	0	0
Jay Kleberg	1	0	0	1

DEM County Judge County Races

Vote For 1

	TOTAL	Election Day	Absentee	Early Voting
Ina Minjarez	1	1	0	0
Peter Sakai	1	0	0	1

DEM Judge, County Court at Law No. 2 County Races

Vote For 1

	TOTAL	Election Day	Absentee	Early Voting
Melissa Saenz	2	1	0	1
Maria Teresa Garcia	0	0	0	0

Summary Results Report
May 24, 2022 Joint Primary Runoff Election
May 24, 2022

UNOFFICIAL RESULTS

Bexar County

4167

DEM District Clerk County Races

Vote For 1

	TOTAL	Election Day	Absentee	Early Voting
Gloria A. Martinez	0	0	0	0
Christine "Chris" Castillo	2	1	0	1

DEM Justice of the Peace, Precinct No. 4, Place 1 Justice of the Peace, Precinct No. 4

Vote For 1

	TOTAL	Election Day	Absentee	Early Voting
Yolanda Acuña Uresti	1	0	0	1
Michele Garcia	1	1	0	0

RETRIEVED FROM DEMOCRACYDOCKET.COM

Summary Results Report
May 24, 2022 Joint Primary Runoff Election
May 24, 2022

UNOFFICIAL RESULTS

Bexar County

4168

Statistics

	TOTAL	Election Day	Absentee	Early Voting
Registered Voters - Total	2,534			
Ballots Cast - Total	157	60	25	72
Ballots Cast - Democratic Party	121	36	23	62
Voter Turnout - Total	6.20%			

DEM Lieutenant Governor

Vote For 1

	TOTAL	Election Day	Absentee	Early Voting
Michelle Beckley	80	28	18	34
Mike Collier	40	8	5	27

DEM Attorney General

Vote For 1

	TOTAL	Election Day	Absentee	Early Voting
Rochelle Mercedes Garza	93	28	19	46
Joe Jaworski	26	6	4	16

DEM Comptroller of Public Accounts

Vote For 1

	TOTAL	Election Day	Absentee	Early Voting
Angel Luis Vega	60	19	12	29
Janet T. Dudding	59	16	11	32

DEM Commissioner of the General Land Office

Vote For 1

	TOTAL	Election Day	Absentee	Early Voting
Sandragrace Martinez	81	29	18	34
Jay Kleberg	38	7	5	26

DEM County Judge County Races

Vote For 1

	TOTAL	Election Day	Absentee	Early Voting
Ina Minjarez	53	19	8	26
Peter Sakai	67	16	15	36

DEM Judge, County Court at Law No. 2 County Races

Vote For 1

	TOTAL	Election Day	Absentee	Early Voting
Melissa Saenz	63	18	11	34
Maria Teresa Garcia	56	18	12	26

DEM District Clerk County Races

Vote For 1

	TOTAL	Election Day	Absentee	Early Voting
Gloria A. Martinez	81	24	17	40
Christine "Chris" Castillo	38	12	6	20

Summary Results Report
May 24, 2022 Joint Primary Runoff Election
May 24, 2022

UNOFFICIAL RESULTS

Bexar County

4168

DEM Justice of the Peace, Precinct No. 4, Place 1 Justice of the Peace, Precinct No. 4

Vote For 1

	TOTAL	Election Day	Absentee	Early Voting
Yolanda Acuña Uresti	57	17	13	27
Michele Garcia	63	18	10	35

RETRIEVED FROM DEMOCRACYDOCKET.COM

Summary Results Report
May 24, 2022 Joint Primary Runoff Election
May 24, 2022

UNOFFICIAL RESULTS

Bexar County

4169

Statistics

	TOTAL	Election Day	Absentee	Early Voting
Registered Voters - Total	336			
Ballots Cast - Total	35	8	14	13
Ballots Cast - Democratic Party	14	3	6	5
Voter Turnout - Total	10.42%			

DEM United States Representative, District 21 United States Representative, District 21

Vote For 1

	TOTAL	Election Day	Absentee	Early Voting
Claudia Andreana Zapata	8	2	2	4
Ricardo Villarreal	5	1	3	1

DEM Lieutenant Governor

Vote For 1

	TOTAL	Election Day	Absentee	Early Voting
Michelle Beckley	8	3	2	3
Mike Collier	5	0	3	2

DEM Attorney General

Vote For 1

	TOTAL	Election Day	Absentee	Early Voting
Rochelle Mercedes Garza	10	3	4	3
Joe Jaworski	4	0	2	2

DEM Comptroller of Public Accounts

Vote For 1

	TOTAL	Election Day	Absentee	Early Voting
Angel Luis Vega	7	3	3	1
Janet T. Dudding	5	0	2	3

DEM Commissioner of the General Land Office

Vote For 1

	TOTAL	Election Day	Absentee	Early Voting
Sandragrace Martinez	7	2	4	1
Jay Kleberg	4	1	1	2

DEM County Judge County Races

Vote For 1

	TOTAL	Election Day	Absentee	Early Voting
Ina Minjarez	4	1	0	3
Peter Sakai	9	2	6	1

DEM Judge, County Court at Law No. 2 County Races

Vote For 1

	TOTAL	Election Day	Absentee	Early Voting
Melissa Saenz	4	0	1	3
Maria Teresa Garcia	8	3	4	1

Summary Results Report
May 24, 2022 Joint Primary Runoff Election
May 24, 2022

UNOFFICIAL RESULTS

Bexar County

4169

DEM District Clerk County Races

Vote For 1

	TOTAL	Election Day	Absentee	Early Voting
Gloria A. Martinez	9	0	5	4
Christine "Chris" Castillo	3	2	0	1

DEM Justice of the Peace, Precinct No. 4, Place 1 Justice of the Peace, Precinct No. 4

Vote For 1

	TOTAL	Election Day	Absentee	Early Voting
Yolanda Acuña Uresti	4	0	1	3
Michele Garcia	9	3	4	2

RETRIEVED FROM DEMOCRACYDOCKET.COM

Summary Results Report
May 24, 2022 Joint Primary Runoff Election
May 24, 2022

UNOFFICIAL RESULTS

Bexar County

4170

Statistics

	TOTAL	Election Day	Absentee	Early Voting
Registered Voters - Total	453			
Ballots Cast - Total	24	4	10	10
Ballots Cast - Democratic Party	13	2	4	7
Voter Turnout - Total	5.30%			

DEM United States Representative, District 21 United States Representative, District 21

Vote For 1

	TOTAL	Election Day	Absentee	Early Voting
Claudia Andreana Zapata	9	1	3	5
Ricardo Villarreal	4	1	1	2

DEM Lieutenant Governor

Vote For 1

	TOTAL	Election Day	Absentee	Early Voting
Michelle Beckley	3	1	0	2
Mike Collier	10	1	4	5

DEM Attorney General

Vote For 1

	TOTAL	Election Day	Absentee	Early Voting
Rochelle Mercedes Garza	8	1	2	5
Joe Jaworski	5	1	2	2

DEM Comptroller of Public Accounts

Vote For 1

	TOTAL	Election Day	Absentee	Early Voting
Angel Luis Vega	4	0	2	2
Janet T. Dudding	9	2	2	5

DEM Commissioner of the General Land Office

Vote For 1

	TOTAL	Election Day	Absentee	Early Voting
Sandragrace Martinez	7	1	2	4
Jay Kleberg	6	1	2	3

DEM County Judge County Races

Vote For 1

	TOTAL	Election Day	Absentee	Early Voting
Ina Minjarez	2	0	0	2
Peter Sakai	11	2	4	5

DEM Judge, County Court at Law No. 2 County Races

Vote For 1

	TOTAL	Election Day	Absentee	Early Voting
Melissa Saenz	3	0	3	0
Maria Teresa Garcia	10	2	1	7

Summary Results Report
May 24, 2022 Joint Primary Runoff Election
May 24, 2022

UNOFFICIAL RESULTS

Bexar County

4170

DEM District Clerk County Races

Vote For 1

	TOTAL	Election Day	Absentee	Early Voting
Gloria A. Martinez	3	0	0	3
Christine "Chris" Castillo	10	2	4	4

DEM Justice of the Peace, Precinct No. 4, Place 1 Justice of the Peace, Precinct No. 4

Vote For 1

	TOTAL	Election Day	Absentee	Early Voting
Yolanda Acuña Uresti	7	1	1	5
Michele Garcia	6	1	3	2

RETRIEVED FROM DEMOCRACYDOCKET.COM

Summary Results Report
May 24, 2022 Joint Primary Runoff Election
May 24, 2022

UNOFFICIAL RESULTS

Bexar County

4171

Statistics

	TOTAL	Election Day	Absentee	Early Voting
Registered Voters - Total	1,361			
Ballots Cast - Total	122	49	17	56
Ballots Cast - Democratic Party	68	28	9	31
Voter Turnout - Total	8.96%			

DEM United States Representative, District 21 United States Representative, District 21

Vote For 1

	TOTAL	Election Day	Absentee	Early Voting
Claudia Andreana Zapata	46	18	4	24
Ricardo Villarreal	19	8	5	6

DEM Lieutenant Governor

Vote For 1

	TOTAL	Election Day	Absentee	Early Voting
Michelle Beckley	40	22	1	17
Mike Collier	25	5	8	12

DEM Attorney General

Vote For 1

	TOTAL	Election Day	Absentee	Early Voting
Rochelle Mercedes Garza	46	22	3	21
Joe Jaworski	18	4	6	8

DEM Comptroller of Public Accounts

Vote For 1

	TOTAL	Election Day	Absentee	Early Voting
Angel Luis Vega	30	14	1	15
Janet T. Dudding	34	12	7	15

DEM Commissioner of the General Land Office

Vote For 1

	TOTAL	Election Day	Absentee	Early Voting
Sandragrace Martinez	36	17	3	16
Jay Kleberg	28	9	5	14

DEM County Judge County Races

Vote For 1

	TOTAL	Election Day	Absentee	Early Voting
Ina Minjarez	25	12	3	10
Peter Sakai	42	15	6	21

DEM Judge, County Court at Law No. 2 County Races

Vote For 1

	TOTAL	Election Day	Absentee	Early Voting
Melissa Saenz	40	19	6	15
Maria Teresa Garcia	21	7	1	13

Summary Results Report
May 24, 2022 Joint Primary Runoff Election
May 24, 2022

UNOFFICIAL RESULTS

Bexar County

4171

DEM District Clerk County Races

Vote For 1

	TOTAL	Election Day	Absentee	Early Voting
Gloria A. Martinez	36	18	4	14
Christine "Chris" Castillo	27	9	4	14

DEM Justice of the Peace, Precinct No. 4, Place 1 Justice of the Peace, Precinct No. 4

Vote For 1

	TOTAL	Election Day	Absentee	Early Voting
Yolanda Acuña Uresti	26	8	3	15
Michele Garcia	37	19	3	15

RETRIEVED FROM DEMOCRACYDOCKET.COM

Summary Results Report
May 24, 2022 Joint Primary Runoff Election
May 24, 2022

UNOFFICIAL RESULTS

Bexar County

4172

Statistics

	TOTAL	Election Day	Absentee	Early Voting
Registered Voters - Total	1,447			
Ballots Cast - Total	118	52	17	49
Ballots Cast - Democratic Party	62	27	9	26
Voter Turnout - Total	8.15%			

DEM United States Representative, District 21 United States Representative, District 21

Vote For 1

	TOTAL	Election Day	Absentee	Early Voting
Claudia Andreana Zapata	51	24	5	22
Ricardo Villarreal	10	2	4	4

DEM Lieutenant Governor

Vote For 1

	TOTAL	Election Day	Absentee	Early Voting
Michelle Beckley	33	12	3	18
Mike Collier	26	12	6	8

DEM Attorney General

Vote For 1

	TOTAL	Election Day	Absentee	Early Voting
Rochelle Mercedes Garza	49	22	4	23
Joe Jaworski	12	4	5	3

DEM Comptroller of Public Accounts

Vote For 1

	TOTAL	Election Day	Absentee	Early Voting
Angel Luis Vega	20	13	0	7
Janet T. Dudding	40	13	9	18

DEM Commissioner of the General Land Office

Vote For 1

	TOTAL	Election Day	Absentee	Early Voting
Sandragrace Martinez	40	21	2	17
Jay Kleberg	19	5	7	7

DEM County Judge County Races

Vote For 1

	TOTAL	Election Day	Absentee	Early Voting
Ina Minjarez	27	14	3	10
Peter Sakai	35	13	6	16

DEM Judge, County Court at Law No. 2 County Races

Vote For 1

	TOTAL	Election Day	Absentee	Early Voting
Melissa Saenz	38	18	9	11
Maria Teresa Garcia	19	7	0	12

Summary Results Report
May 24, 2022 Joint Primary Runoff Election
May 24, 2022

UNOFFICIAL RESULTS

Bexar County

4172

DEM District Clerk County Races

Vote For 1

	TOTAL	Election Day	Absentee	Early Voting
Gloria A. Martinez	30	18	1	11
Christine "Chris" Castillo	30	7	8	15

DEM Justice of the Peace, Precinct No. 4, Place 1 Justice of the Peace, Precinct No. 4

Vote For 1

	TOTAL	Election Day	Absentee	Early Voting
Yolanda Acuña Uresti	27	11	6	10
Michele Garcia	32	14	3	15

RETRIEVED FROM DEMOCRACYDOCKET.COM

Summary Results Report
May 24, 2022 Joint Primary Runoff Election
May 24, 2022

UNOFFICIAL RESULTS

Bexar County

4173

Statistics

	TOTAL	Election Day	Absentee	Early Voting
Registered Voters - Total	1,645			
Ballots Cast - Total	152	53	37	62
Ballots Cast - Democratic Party	79	23	20	36
Voter Turnout - Total	9.24%			

DEM United States Representative, District 21 United States Representative, District 21

Vote For 1

	TOTAL	Election Day	Absentee	Early Voting
Claudia Andreana Zapata	51	14	11	26
Ricardo Villarreal	26	8	9	9

DEM Lieutenant Governor

Vote For 1

	TOTAL	Election Day	Absentee	Early Voting
Michelle Beckley	31	10	6	15
Mike Collier	46	11	14	21

DEM Attorney General

Vote For 1

	TOTAL	Election Day	Absentee	Early Voting
Rochelle Mercedes Garza	49	16	14	19
Joe Jaworski	27	5	6	16

DEM Comptroller of Public Accounts

Vote For 1

	TOTAL	Election Day	Absentee	Early Voting
Angel Luis Vega	21	5	4	12
Janet T. Dudding	55	16	16	23

DEM Commissioner of the General Land Office

Vote For 1

	TOTAL	Election Day	Absentee	Early Voting
Sandragrace Martinez	33	13	5	15
Jay Kleberg	44	9	15	20

DEM County Judge County Races

Vote For 1

	TOTAL	Election Day	Absentee	Early Voting
Ina Minjarez	36	11	10	15
Peter Sakai	42	11	10	21

DEM Judge, County Court at Law No. 2 County Races

Vote For 1

	TOTAL	Election Day	Absentee	Early Voting
Melissa Saenz	51	16	16	19
Maria Teresa Garcia	22	5	3	14

Summary Results Report
May 24, 2022 Joint Primary Runoff Election
May 24, 2022

UNOFFICIAL RESULTS

Bexar County

4173

DEM District Clerk County Races

Vote For 1

	TOTAL	Election Day	Absentee	Early Voting
Gloria A. Martinez	34	11	8	15
Christine "Chris" Castillo	41	12	11	18

DEM Justice of the Peace, Precinct No. 4, Place 1 Justice of the Peace, Precinct No. 4

Vote For 1

	TOTAL	Election Day	Absentee	Early Voting
Yolanda Acuña Uresti	34	11	10	13
Michele Garcia	40	10	10	20

RETRIEVED FROM DEMOCRACYDOCKET.COM

Summary Results Report
May 24, 2022 Joint Primary Runoff Election
May 24, 2022

UNOFFICIAL RESULTS

Bexar County

4174

Statistics

	TOTAL	Election Day	Absentee	Early Voting
Registered Voters - Total	1,413			
Ballots Cast - Total	99	46	9	44
Ballots Cast - Democratic Party	52	27	8	17
Voter Turnout - Total	7.01%			

DEM United States Representative, District 21 United States Representative, District 21

Vote For 1

	TOTAL	Election Day	Absentee	Early Voting
Claudia Andreana Zapata	34	19	4	11
Ricardo Villarreal	14	6	3	5

DEM Lieutenant Governor

Vote For 1

	TOTAL	Election Day	Absentee	Early Voting
Michelle Beckley	27	17	1	9
Mike Collier	20	7	6	7

DEM Attorney General

Vote For 1

	TOTAL	Election Day	Absentee	Early Voting
Rochelle Mercedes Garza	33	18	4	11
Joe Jaworski	15	7	3	5

DEM Comptroller of Public Accounts

Vote For 1

	TOTAL	Election Day	Absentee	Early Voting
Angel Luis Vega	23	14	2	7
Janet T. Dudding	22	8	5	9

DEM Commissioner of the General Land Office

Vote For 1

	TOTAL	Election Day	Absentee	Early Voting
Sandragrace Martinez	32	19	3	10
Jay Kleberg	15	5	4	6

DEM County Judge County Races

Vote For 1

	TOTAL	Election Day	Absentee	Early Voting
Ina Minjarez	13	7	1	5
Peter Sakai	37	18	7	12

DEM Judge, County Court at Law No. 2 County Races

Vote For 1

	TOTAL	Election Day	Absentee	Early Voting
Melissa Saenz	34	17	7	10
Maria Teresa Garcia	11	5	0	6

Summary Results Report
May 24, 2022 Joint Primary Runoff Election
May 24, 2022

UNOFFICIAL RESULTS

Bexar County

4174

DEM District Clerk County Races

Vote For 1

	TOTAL	Election Day	Absentee	Early Voting
Gloria A. Martinez	28	17	3	8
Christine "Chris" Castillo	22	9	4	9

DEM Justice of the Peace, Precinct No. 4, Place 1 Justice of the Peace, Precinct No. 4

Vote For 1

	TOTAL	Election Day	Absentee	Early Voting
Yolanda Acuña Uresti	25	11	6	8
Michele Garcia	24	14	1	9

RETRIEVED FROM DEMOCRACYDOCKET.COM

Summary Results Report
May 24, 2022 Joint Primary Runoff Election
May 24, 2022

UNOFFICIAL RESULTS

Bexar County

4175

Statistics

	TOTAL	Election Day	Absentee	Early Voting
Registered Voters - Total	0			
Ballots Cast - Total	0	0	0	0
Ballots Cast - Democratic Party	0	0	0	0
Voter Turnout - Total	0.00%			

DEM Lieutenant Governor

Vote For 1

	TOTAL	Election Day	Absentee	Early Voting
Michelle Beckley	0	0	0	0
Mike Collier	0	0	0	0

DEM Attorney General

Vote For 1

	TOTAL	Election Day	Absentee	Early Voting
Rochelle Mercedes Garza	0	0	0	0
Joe Jaworski	0	0	0	0

DEM Comptroller of Public Accounts

Vote For 1

	TOTAL	Election Day	Absentee	Early Voting
Angel Luis Vega	0	0	0	0
Janet T. Dudding	0	0	0	0

DEM Commissioner of the General Land Office

Vote For 1

	TOTAL	Election Day	Absentee	Early Voting
Sandragrace Martinez	0	0	0	0
Jay Kleberg	0	0	0	0

DEM County Judge County Races

Vote For 1

	TOTAL	Election Day	Absentee	Early Voting
Ina Minjarez	0	0	0	0
Peter Sakai	0	0	0	0

DEM Judge, County Court at Law No. 2 County Races

Vote For 1

	TOTAL	Election Day	Absentee	Early Voting
Melissa Saenz	0	0	0	0
Maria Teresa Garcia	0	0	0	0

DEM District Clerk County Races

Vote For 1

	TOTAL	Election Day	Absentee	Early Voting
Gloria A. Martinez	0	0	0	0
Christine "Chris" Castillo	0	0	0	0

Summary Results Report
May 24, 2022 Joint Primary Runoff Election
May 24, 2022

UNOFFICIAL RESULTS

Bexar County

4175

DEM Justice of the Peace, Precinct No. 4, Place 1 Justice of the Peace, Precinct No. 4

Vote For 1

	TOTAL	Election Day	Absentee	Early Voting
Yolanda Acuña Uresti	0	0	0	0
Michele Garcia	0	0	0	0

RETRIEVED FROM DEMOCRACYDOCKET.COM

Summary Results Report
May 24, 2022 Joint Primary Runoff Election
May 24, 2022

UNOFFICIAL RESULTS

Bexar County

4176

Statistics

	TOTAL	Election Day	Absentee	Early Voting
Registered Voters - Total	967			
Ballots Cast - Total	135	50	31	54
Ballots Cast - Democratic Party	55	21	15	19
Voter Turnout - Total	13.96%			

DEM United States Representative, District 21 United States Representative, District 21

Vote For 1

	TOTAL	Election Day	Absentee	Early Voting
Claudia Andreana Zapata	28	18	4	6
Ricardo Villarreal	24	3	9	12

DEM Lieutenant Governor

Vote For 1

	TOTAL	Election Day	Absentee	Early Voting
Michelle Beckley	24	13	5	6
Mike Collier	29	7	9	13

DEM Attorney General

Vote For 1

	TOTAL	Election Day	Absentee	Early Voting
Rochelle Mercedes Garza	32	14	7	11
Joe Jaworski	20	6	7	7

DEM Comptroller of Public Accounts

Vote For 1

	TOTAL	Election Day	Absentee	Early Voting
Angel Luis Vega	19	11	3	5
Janet T. Dudding	32	9	11	12

DEM Commissioner of the General Land Office

Vote For 1

	TOTAL	Election Day	Absentee	Early Voting
Sandragrace Martinez	27	14	5	8
Jay Kleberg	24	6	9	9

DEM County Judge County Races

Vote For 1

	TOTAL	Election Day	Absentee	Early Voting
Ina Minjarez	20	10	3	7
Peter Sakai	34	10	12	12

DEM Judge, County Court at Law No. 2 County Races

Vote For 1

	TOTAL	Election Day	Absentee	Early Voting
Melissa Saenz	35	13	12	10
Maria Teresa Garcia	16	7	2	7

Summary Results Report
May 24, 2022 Joint Primary Runoff Election
May 24, 2022

UNOFFICIAL RESULTS

Bexar County

4176

DEM District Clerk County Races

Vote For 1

	TOTAL	Election Day	Absentee	Early Voting
Gloria A. Martinez	25	12	8	5
Christine "Chris" Castillo	25	8	6	11

DEM Justice of the Peace, Precinct No. 4, Place 1 Justice of the Peace, Precinct No. 4

Vote For 1

	TOTAL	Election Day	Absentee	Early Voting
Yolanda Acuña Uresti	24	14	2	8
Michele Garcia	27	6	12	9

RETRIEVED FROM DEMOCRACYDOCKET.COM

Summary Results Report
May 24, 2022 Joint Primary Runoff Election
May 24, 2022

UNOFFICIAL RESULTS

Bexar County

4177

Statistics

	TOTAL	Election Day	Absentee	Early Voting
Registered Voters - Total	39			
Ballots Cast - Total	2	0	0	2
Ballots Cast - Democratic Party	2	0	0	2
Voter Turnout - Total	5.13%			

DEM United States Representative, District 28 United States Representative, District 28

Vote For 1

	TOTAL	Election Day	Absentee	Early Voting
Jessica Cisneros	2	0	0	2
Henry Cuellar	0	0	0	0

DEM Lieutenant Governor

Vote For 1

	TOTAL	Election Day	Absentee	Early Voting
Michelle Beckley	0	0	0	0
Mike Collier	2	0	0	2

DEM Attorney General

Vote For 1

	TOTAL	Election Day	Absentee	Early Voting
Rochelle Mercedes Garza	0	0	0	0
Joe Jaworski	2	0	0	2

DEM Comptroller of Public Accounts

Vote For 1

	TOTAL	Election Day	Absentee	Early Voting
Angel Luis Vega	2	0	0	2
Janet T. Dudding	0	0	0	0

DEM Commissioner of the General Land Office

Vote For 1

	TOTAL	Election Day	Absentee	Early Voting
Sandragrace Martinez	1	0	0	1
Jay Kleberg	1	0	0	1

DEM County Judge County Races

Vote For 1

	TOTAL	Election Day	Absentee	Early Voting
Ina Minjarez	2	0	0	2
Peter Sakai	0	0	0	0

DEM Judge, County Court at Law No. 2 County Races

Vote For 1

	TOTAL	Election Day	Absentee	Early Voting
Melissa Saenz	2	0	0	2
Maria Teresa Garcia	0	0	0	0

Summary Results Report
May 24, 2022 Joint Primary Runoff Election
May 24, 2022

UNOFFICIAL RESULTS

Bexar County

4177

DEM District Clerk County Races

Vote For 1

	TOTAL	Election Day	Absentee	Early Voting
Gloria A. Martinez	2	0	0	2
Christine "Chris" Castillo	0	0	0	0

DEM Justice of the Peace, Precinct No. 4, Place 1 Justice of the Peace, Precinct No. 4

Vote For 1

	TOTAL	Election Day	Absentee	Early Voting
Yolanda Acuña Uresti	2	0	0	2
Michele Garcia	0	0	0	0

RETRIEVED FROM DEMOCRACYDOCKET.COM

Summary Results Report
May 24, 2022 Joint Primary Runoff Election
May 24, 2022

UNOFFICIAL RESULTS

Bexar County

4178

Statistics

	TOTAL	Election Day	Absentee	Early Voting
Registered Voters - Total	3			
Ballots Cast - Total	1	1	0	0
Ballots Cast - Democratic Party	1	1	0	0
Voter Turnout - Total	33.33%			

DEM Lieutenant Governor

Vote For 1

	TOTAL	Election Day	Absentee	Early Voting
Michelle Beckley	0	0	0	0
Mike Collier	1	1	0	0

DEM Attorney General

Vote For 1

	TOTAL	Election Day	Absentee	Early Voting
Rochelle Mercedes Garza	0	0	0	0
Joe Jaworski	1	1	0	0

DEM Comptroller of Public Accounts

Vote For 1

	TOTAL	Election Day	Absentee	Early Voting
Angel Luis Vega	0	0	0	0
Janet T. Dudding	0	0	0	0

DEM Commissioner of the General Land Office

Vote For 1

	TOTAL	Election Day	Absentee	Early Voting
Sandragrace Martinez	0	0	0	0
Jay Kleberg	1	1	0	0

DEM County Judge County Races

Vote For 1

	TOTAL	Election Day	Absentee	Early Voting
Ina Minjarez	0	0	0	0
Peter Sakai	1	1	0	0

DEM Judge, County Court at Law No. 2 County Races

Vote For 1

	TOTAL	Election Day	Absentee	Early Voting
Melissa Saenz	0	0	0	0
Maria Teresa Garcia	0	0	0	0

DEM District Clerk County Races

Vote For 1

	TOTAL	Election Day	Absentee	Early Voting
Gloria A. Martinez	0	0	0	0
Christine "Chris" Castillo	0	0	0	0

Summary Results Report
May 24, 2022 Joint Primary Runoff Election
May 24, 2022

UNOFFICIAL RESULTS

Bexar County

4178

DEM Justice of the Peace, Precinct No. 4, Place 1 Justice of the Peace, Precinct No. 4

Vote For 1

	TOTAL	Election Day	Absentee	Early Voting
Yolanda Acuña Uresti	0	0	0	0
Michele Garcia	0	0	0	0

RETRIEVED FROM DEMOCRACYDOCKET.COM

Summary Results Report
May 24, 2022 Joint Primary Runoff Election
May 24, 2022

UNOFFICIAL RESULTS

Bexar County

4179

Statistics

	TOTAL	Election Day	Absentee	Early Voting
Registered Voters - Total	2,942			
Ballots Cast - Total	299	115	37	147
Ballots Cast - Democratic Party	154	53	21	80
Voter Turnout - Total	10.16%			

DEM United States Representative, District 21 United States Representative, District 21

Vote For 1

	TOTAL	Election Day	Absentee	Early Voting
Claudia Andreana Zapata	110	38	13	59
Ricardo Villarreal	41	13	8	20

DEM Lieutenant Governor

Vote For 1

	TOTAL	Election Day	Absentee	Early Voting
Michelle Beckley	93	35	11	47
Mike Collier	57	15	10	32

DEM Attorney General

Vote For 1

	TOTAL	Election Day	Absentee	Early Voting
Rochelle Mercedes Garza	110	33	17	60
Joe Jaworski	35	14	4	17

DEM Comptroller of Public Accounts

Vote For 1

	TOTAL	Election Day	Absentee	Early Voting
Angel Luis Vega	57	19	7	31
Janet T. Dudding	88	29	13	46

DEM Commissioner of the General Land Office

Vote For 1

	TOTAL	Election Day	Absentee	Early Voting
Sandragrace Martinez	78	27	5	46
Jay Kleberg	66	19	16	31

DEM County Judge County Races

Vote For 1

	TOTAL	Election Day	Absentee	Early Voting
Ina Minjarez	78	29	13	36
Peter Sakai	76	24	8	44

DEM Judge, County Court at Law No. 2 County Races

Vote For 1

	TOTAL	Election Day	Absentee	Early Voting
Melissa Saenz	71	22	12	37
Maria Teresa Garcia	72	23	9	40

Summary Results Report
May 24, 2022 Joint Primary Runoff Election
May 24, 2022

UNOFFICIAL RESULTS

Bexar County

4179

DEM District Clerk County Races

Vote For 1

	TOTAL	Election Day	Absentee	Early Voting
Gloria A. Martinez	75	31	7	37
Christine "Chris" Castillo	67	13	13	41

DEM Justice of the Peace, Precinct No. 4, Place 1 Justice of the Peace, Precinct No. 4

Vote For 1

	TOTAL	Election Day	Absentee	Early Voting
Yolanda Acuña Uresti	67	24	10	33
Michele Garcia	83	25	11	47

RETRIEVED FROM DEMOCRACYDOCKET.COM

Summary Results Report
May 24, 2022 Joint Primary Runoff Election
May 24, 2022

UNOFFICIAL RESULTS

Bexar County

4180

Statistics

	TOTAL	Election Day	Absentee	Early Voting
Registered Voters - Total	6			
Ballots Cast - Total	0	0	0	0
Ballots Cast - Democratic Party	0	0	0	0
Voter Turnout - Total	0.00%			

DEM United States Representative, District 28 United States Representative, District 28

Vote For 1

	TOTAL	Election Day	Absentee	Early Voting
Jessica Cisneros	0	0	0	0
Henry Cuellar	0	0	0	0

DEM Lieutenant Governor

Vote For 1

	TOTAL	Election Day	Absentee	Early Voting
Michelle Beckley	0	0	0	0
Mike Collier	0	0	0	0

DEM Attorney General

Vote For 1

	TOTAL	Election Day	Absentee	Early Voting
Rochelle Mercedes Garza	0	0	0	0
Joe Jaworski	0	0	0	0

DEM Comptroller of Public Accounts

Vote For 1

	TOTAL	Election Day	Absentee	Early Voting
Angel Luis Vega	0	0	0	0
Janet T. Dudding	0	0	0	0

DEM Commissioner of the General Land Office

Vote For 1

	TOTAL	Election Day	Absentee	Early Voting
Sandragrace Martinez	0	0	0	0
Jay Kleberg	0	0	0	0

DEM County Judge County Races

Vote For 1

	TOTAL	Election Day	Absentee	Early Voting
Ina Minjarez	0	0	0	0
Peter Sakai	0	0	0	0

DEM Judge, County Court at Law No. 2 County Races

Vote For 1

	TOTAL	Election Day	Absentee	Early Voting
Melissa Saenz	0	0	0	0
Maria Teresa Garcia	0	0	0	0

Summary Results Report
May 24, 2022 Joint Primary Runoff Election
May 24, 2022

UNOFFICIAL RESULTS

Bexar County

4180

DEM District Clerk County Races

Vote For 1

	TOTAL	Election Day	Absentee	Early Voting
Gloria A. Martinez	0	0	0	0
Christine "Chris" Castillo	0	0	0	0

DEM Justice of the Peace, Precinct No. 4, Place 1 Justice of the Peace, Precinct No. 4

Vote For 1

	TOTAL	Election Day	Absentee	Early Voting
Yolanda Acuña Uresti	0	0	0	0
Michele Garcia	0	0	0	0

RETRIEVED FROM DEMOCRACYDOCKET.COM

Summary Results Report
May 24, 2022 Joint Primary Runoff Election
May 24, 2022

UNOFFICIAL RESULTS

Bexar County

4181

Statistics

	TOTAL	Election Day	Absentee	Early Voting
Registered Voters - Total	2			
Ballots Cast - Total	0	0	0	0
Ballots Cast - Democratic Party	0	0	0	0
Voter Turnout - Total	0.00%			

DEM Lieutenant Governor

Vote For 1

	TOTAL	Election Day	Absentee	Early Voting
Michelle Beckley	0	0	0	0
Mike Collier	0	0	0	0

DEM Attorney General

Vote For 1

	TOTAL	Election Day	Absentee	Early Voting
Rochelle Mercedes Garza	0	0	0	0
Joe Jaworski	0	0	0	0

DEM Comptroller of Public Accounts

Vote For 1

	TOTAL	Election Day	Absentee	Early Voting
Angel Luis Vega	0	0	0	0
Janet T. Dudding	0	0	0	0

DEM Commissioner of the General Land Office

Vote For 1

	TOTAL	Election Day	Absentee	Early Voting
Sandragrace Martinez	0	0	0	0
Jay Kleberg	0	0	0	0

DEM County Judge County Races

Vote For 1

	TOTAL	Election Day	Absentee	Early Voting
Ina Minjarez	0	0	0	0
Peter Sakai	0	0	0	0

DEM Judge, County Court at Law No. 2 County Races

Vote For 1

	TOTAL	Election Day	Absentee	Early Voting
Melissa Saenz	0	0	0	0
Maria Teresa Garcia	0	0	0	0

DEM District Clerk County Races

Vote For 1

	TOTAL	Election Day	Absentee	Early Voting
Gloria A. Martinez	0	0	0	0
Christine "Chris" Castillo	0	0	0	0

Summary Results Report
May 24, 2022 Joint Primary Runoff Election
May 24, 2022

UNOFFICIAL RESULTS

Bexar County

4181

DEM Justice of the Peace, Precinct No. 4, Place 1 Justice of the Peace, Precinct No. 4

Vote For 1

	TOTAL	Election Day	Absentee	Early Voting
Yolanda Acuña Uresti	0	0	0	0
Michele Garcia	0	0	0	0

RETRIEVED FROM DEMOCRACYDOCKET.COM

Summary Results Report
May 24, 2022 Joint Primary Runoff Election
May 24, 2022

UNOFFICIAL RESULTS

Bexar County

4182

Statistics

	TOTAL	Election Day	Absentee	Early Voting
Registered Voters - Total	0			
Ballots Cast - Total	0	0	0	0
Ballots Cast - Democratic Party	0	0	0	0
Voter Turnout - Total	0.00%			

DEM Lieutenant Governor

Vote For 1

	TOTAL	Election Day	Absentee	Early Voting
Michelle Beckley	0	0	0	0
Mike Collier	0	0	0	0

DEM Attorney General

Vote For 1

	TOTAL	Election Day	Absentee	Early Voting
Rochelle Mercedes Garza	0	0	0	0
Joe Jaworski	0	0	0	0

DEM Comptroller of Public Accounts

Vote For 1

	TOTAL	Election Day	Absentee	Early Voting
Angel Luis Vega	0	0	0	0
Janet T. Dudding	0	0	0	0

DEM Commissioner of the General Land Office

Vote For 1

	TOTAL	Election Day	Absentee	Early Voting
Sandragrace Martinez	0	0	0	0
Jay Kleberg	0	0	0	0

DEM County Judge County Races

Vote For 1

	TOTAL	Election Day	Absentee	Early Voting
Ina Minjarez	0	0	0	0
Peter Sakai	0	0	0	0

DEM Judge, County Court at Law No. 2 County Races

Vote For 1

	TOTAL	Election Day	Absentee	Early Voting
Melissa Saenz	0	0	0	0
Maria Teresa Garcia	0	0	0	0

DEM District Clerk County Races

Vote For 1

	TOTAL	Election Day	Absentee	Early Voting
Gloria A. Martinez	0	0	0	0
Christine "Chris" Castillo	0	0	0	0

Summary Results Report
May 24, 2022 Joint Primary Runoff Election
May 24, 2022

UNOFFICIAL RESULTS

Bexar County

4182

DEM Justice of the Peace, Precinct No. 4, Place 1 Justice of the Peace, Precinct No. 4

Vote For 1

	TOTAL	Election Day	Absentee	Early Voting
Yolanda Acuña Uresti	0	0	0	0
Michele Garcia	0	0	0	0

RETRIEVED FROM DEMOCRACYDOCKET.COM

Summary Results Report
May 24, 2022 Joint Primary Runoff Election
May 24, 2022

UNOFFICIAL RESULTS

Bexar County

4183

Statistics

	TOTAL	Election Day	Absentee	Early Voting
Registered Voters - Total	80			
Ballots Cast - Total	15	8	1	6
Ballots Cast - Democratic Party	12	7	1	4
Voter Turnout - Total	18.75%			

DEM Lieutenant Governor

Vote For 1

	TOTAL	Election Day	Absentee	Early Voting
Michelle Beckley	3	1	0	2
Mike Collier	8	5	1	2

DEM Attorney General

Vote For 1

	TOTAL	Election Day	Absentee	Early Voting
Rochelle Mercedes Garza	10	6	1	3
Joe Jaworski	2	1	0	1

DEM Comptroller of Public Accounts

Vote For 1

	TOTAL	Election Day	Absentee	Early Voting
Angel Luis Vega	3	1	0	2
Janet T. Dudding	8	5	1	2

DEM Commissioner of the General Land Office

Vote For 1

	TOTAL	Election Day	Absentee	Early Voting
Sandragrace Martinez	2	2	0	0
Jay Kleberg	9	4	1	4

DEM County Judge County Races

Vote For 1

	TOTAL	Election Day	Absentee	Early Voting
Ina Minjarez	3	2	0	1
Peter Sakai	8	4	1	3

DEM Judge, County Court at Law No. 2 County Races

Vote For 1

	TOTAL	Election Day	Absentee	Early Voting
Melissa Saenz	7	4	0	3
Maria Teresa Garcia	2	1	0	1

DEM District Clerk County Races

Vote For 1

	TOTAL	Election Day	Absentee	Early Voting
Gloria A. Martinez	4	2	0	2
Christine "Chris" Castillo	7	4	1	2

Summary Results Report
May 24, 2022 Joint Primary Runoff Election
May 24, 2022

UNOFFICIAL RESULTS

Bexar County

4183

DEM Justice of the Peace, Precinct No. 4, Place 1 Justice of the Peace, Precinct No. 4

Vote For 1

	TOTAL	Election Day	Absentee	Early Voting
Yolanda Acuña Uresti	5	3	0	2
Michele Garcia	6	3	1	2

RETRIEVED FROM DEMOCRACYDOCKET.COM

Summary Results Report
May 24, 2022 Joint Primary Runoff Election
May 24, 2022

UNOFFICIAL RESULTS

Bexar County

4184

Statistics

	TOTAL	Election Day	Absentee	Early Voting
Registered Voters - Total	26			
Ballots Cast - Total	3	3	0	0
Ballots Cast - Democratic Party	3	3	0	0
Voter Turnout - Total	11.54%			

DEM Lieutenant Governor

Vote For 1

	TOTAL	Election Day	Absentee	Early Voting
Michelle Beckley	3	3	0	0
Mike Collier	0	0	0	0

DEM Attorney General

Vote For 1

	TOTAL	Election Day	Absentee	Early Voting
Rochelle Mercedes Garza	3	3	0	0
Joe Jaworski	0	0	0	0

DEM Comptroller of Public Accounts

Vote For 1

	TOTAL	Election Day	Absentee	Early Voting
Angel Luis Vega	2	2	0	0
Janet T. Dudding	1	1	0	0

DEM Commissioner of the General Land Office

Vote For 1

	TOTAL	Election Day	Absentee	Early Voting
Sandragrace Martinez	3	3	0	0
Jay Kleberg	0	0	0	0

DEM County Judge County Races

Vote For 1

	TOTAL	Election Day	Absentee	Early Voting
Ina Minjarez	3	3	0	0
Peter Sakai	0	0	0	0

DEM Judge, County Court at Law No. 2 County Races

Vote For 1

	TOTAL	Election Day	Absentee	Early Voting
Melissa Saenz	2	2	0	0
Maria Teresa Garcia	1	1	0	0

DEM District Clerk County Races

Vote For 1

	TOTAL	Election Day	Absentee	Early Voting
Gloria A. Martinez	2	2	0	0
Christine "Chris" Castillo	1	1	0	0

Summary Results Report
May 24, 2022 Joint Primary Runoff Election
May 24, 2022

UNOFFICIAL RESULTS

Bexar County

4184

DEM Justice of the Peace, Precinct No. 4, Place 1 Justice of the Peace, Precinct No. 4

Vote For 1

	TOTAL	Election Day	Absentee	Early Voting
Yolanda Acuña Uresti	2	2	0	0
Michele Garcia	1	1	0	0

RETRIEVED FROM DEMOCRACYDOCKET.COM

Summary Results Report
May 24, 2022 Joint Primary Runoff Election
May 24, 2022

UNOFFICIAL RESULTS

Bexar County

4185

Statistics

	TOTAL	Election Day	Absentee	Early Voting
Registered Voters - Total	1			
Ballots Cast - Total	0	0	0	0
Ballots Cast - Democratic Party	0	0	0	0
Voter Turnout - Total	0.00%			

DEM Lieutenant Governor

Vote For 1

	TOTAL	Election Day	Absentee	Early Voting
Michelle Beckley	0	0	0	0
Mike Collier	0	0	0	0

DEM Attorney General

Vote For 1

	TOTAL	Election Day	Absentee	Early Voting
Rochelle Mercedes Garza	0	0	0	0
Joe Jaworski	0	0	0	0

DEM Comptroller of Public Accounts

Vote For 1

	TOTAL	Election Day	Absentee	Early Voting
Angel Luis Vega	0	0	0	0
Janet T. Dudding	0	0	0	0

DEM Commissioner of the General Land Office

Vote For 1

	TOTAL	Election Day	Absentee	Early Voting
Sandragrace Martinez	0	0	0	0
Jay Kleberg	0	0	0	0

DEM County Judge County Races

Vote For 1

	TOTAL	Election Day	Absentee	Early Voting
Ina Minjarez	0	0	0	0
Peter Sakai	0	0	0	0

DEM Judge, County Court at Law No. 2 County Races

Vote For 1

	TOTAL	Election Day	Absentee	Early Voting
Melissa Saenz	0	0	0	0
Maria Teresa Garcia	0	0	0	0

DEM District Clerk County Races

Vote For 1

	TOTAL	Election Day	Absentee	Early Voting
Gloria A. Martinez	0	0	0	0
Christine "Chris" Castillo	0	0	0	0

Summary Results Report
May 24, 2022 Joint Primary Runoff Election
May 24, 2022

UNOFFICIAL RESULTS

Bexar County

4185

DEM Justice of the Peace, Precinct No. 4, Place 1 Justice of the Peace, Precinct No. 4

Vote For 1

	TOTAL	Election Day	Absentee	Early Voting
Yolanda Acuña Uresti	0	0	0	0
Michele Garcia	0	0	0	0

RETRIEVED FROM DEMOCRACYDOCKET.COM

Summary Results Report
May 24, 2022 Joint Primary Runoff Election
May 24, 2022

UNOFFICIAL RESULTS

Bexar County

4186

Statistics

	TOTAL	Election Day	Absentee	Early Voting
Registered Voters - Total	104			
Ballots Cast - Total	22	7	4	11
Ballots Cast - Democratic Party	18	5	4	9
Voter Turnout - Total	21.15%			

DEM Lieutenant Governor

Vote For 1

	TOTAL	Election Day	Absentee	Early Voting
Michelle Beckley	6	1	1	4
Mike Collier	10	3	3	4

DEM Attorney General

Vote For 1

	TOTAL	Election Day	Absentee	Early Voting
Rochelle Mercedes Garza	13	3	2	8
Joe Jaworski	3	1	2	0

DEM Comptroller of Public Accounts

Vote For 1

	TOTAL	Election Day	Absentee	Early Voting
Angel Luis Vega	7	2	2	3
Janet T. Dudding	7	1	2	4

DEM Commissioner of the General Land Office

Vote For 1

	TOTAL	Election Day	Absentee	Early Voting
Sandragrace Martinez	6	1	0	5
Jay Kleberg	12	4	4	4

DEM County Judge County Races

Vote For 1

	TOTAL	Election Day	Absentee	Early Voting
Ina Minjarez	6	2	0	4
Peter Sakai	12	3	4	5

DEM Judge, County Court at Law No. 2 County Races

Vote For 1

	TOTAL	Election Day	Absentee	Early Voting
Melissa Saenz	11	3	4	4
Maria Teresa Garcia	5	1	0	4

DEM District Clerk County Races

Vote For 1

	TOTAL	Election Day	Absentee	Early Voting
Gloria A. Martinez	8	2	2	4
Christine "Chris" Castillo	8	2	2	4

Summary Results Report
May 24, 2022 Joint Primary Runoff Election
May 24, 2022

UNOFFICIAL RESULTS

Bexar County

4186

DEM Justice of the Peace, Precinct No. 4, Place 1 Justice of the Peace, Precinct No. 4

Vote For 1

	TOTAL	Election Day	Absentee	Early Voting
Yolanda Acuña Uresti	6	2	2	2
Michele Garcia	8	0	2	6

RETRIEVED FROM DEMOCRACYDOCKET.COM

Summary Results Report
May 24, 2022 Joint Primary Runoff Election
May 24, 2022

UNOFFICIAL RESULTS

Bexar County

4187

Statistics

	TOTAL	Election Day	Absentee	Early Voting
Registered Voters - Total	0			
Ballots Cast - Total	0	0	0	0
Ballots Cast - Democratic Party	0	0	0	0
Voter Turnout - Total	0.00%			

DEM United States Representative, District 28 United States Representative, District 28

Vote For 1

	TOTAL	Election Day	Absentee	Early Voting
Jessica Cisneros	0	0	0	0
Henry Cuellar	0	0	0	0

DEM Lieutenant Governor

Vote For 1

	TOTAL	Election Day	Absentee	Early Voting
Michelle Beckley	0	0	0	0
Mike Collier	0	0	0	0

DEM Attorney General

Vote For 1

	TOTAL	Election Day	Absentee	Early Voting
Rochelle Mercedes Garza	0	0	0	0
Joe Jaworski	0	0	0	0

DEM Comptroller of Public Accounts

Vote For 1

	TOTAL	Election Day	Absentee	Early Voting
Angel Luis Vega	0	0	0	0
Janet T. Dudding	0	0	0	0

DEM Commissioner of the General Land Office

Vote For 1

	TOTAL	Election Day	Absentee	Early Voting
Sandragrace Martinez	0	0	0	0
Jay Kleberg	0	0	0	0

DEM County Judge County Races

Vote For 1

	TOTAL	Election Day	Absentee	Early Voting
Ina Minjarez	0	0	0	0
Peter Sakai	0	0	0	0

DEM Judge, County Court at Law No. 2 County Races

Vote For 1

	TOTAL	Election Day	Absentee	Early Voting
Melissa Saenz	0	0	0	0
Maria Teresa Garcia	0	0	0	0

Summary Results Report
May 24, 2022 Joint Primary Runoff Election
May 24, 2022

UNOFFICIAL RESULTS

Bexar County

4187

DEM District Clerk County Races

Vote For 1

	TOTAL	Election Day	Absentee	Early Voting
Gloria A. Martinez	0	0	0	0
Christine "Chris" Castillo	0	0	0	0

DEM Justice of the Peace, Precinct No. 4, Place 1 Justice of the Peace, Precinct No. 4

Vote For 1

	TOTAL	Election Day	Absentee	Early Voting
Yolanda Acuña Uresti	0	0	0	0
Michele Garcia	0	0	0	0

RETRIEVED FROM DEMOCRACYDOCKET.COM

Summary Results Report
May 24, 2022 Joint Primary Runoff Election
May 24, 2022

UNOFFICIAL RESULTS

Bexar County

4188

Statistics

	TOTAL	Election Day	Absentee	Early Voting
Registered Voters - Total	0			
Ballots Cast - Total	0	0	0	0
Ballots Cast - Democratic Party	0	0	0	0
Voter Turnout - Total	0.00%			

DEM United States Representative, District 28 United States Representative, District 28

Vote For 1

	TOTAL	Election Day	Absentee	Early Voting
Jessica Cisneros	0	0	0	0
Henry Cuellar	0	0	0	0

DEM Lieutenant Governor

Vote For 1

	TOTAL	Election Day	Absentee	Early Voting
Michelle Beckley	0	0	0	0
Mike Collier	0	0	0	0

DEM Attorney General

Vote For 1

	TOTAL	Election Day	Absentee	Early Voting
Rochelle Mercedes Garza	0	0	0	0
Joe Jaworski	0	0	0	0

DEM Comptroller of Public Accounts

Vote For 1

	TOTAL	Election Day	Absentee	Early Voting
Angel Luis Vega	0	0	0	0
Janet T. Dudding	0	0	0	0

DEM Commissioner of the General Land Office

Vote For 1

	TOTAL	Election Day	Absentee	Early Voting
Sandragrace Martinez	0	0	0	0
Jay Kleberg	0	0	0	0

DEM County Judge County Races

Vote For 1

	TOTAL	Election Day	Absentee	Early Voting
Ina Minjarez	0	0	0	0
Peter Sakai	0	0	0	0

DEM Judge, County Court at Law No. 2 County Races

Vote For 1

	TOTAL	Election Day	Absentee	Early Voting
Melissa Saenz	0	0	0	0
Maria Teresa Garcia	0	0	0	0

Summary Results Report
May 24, 2022 Joint Primary Runoff Election
May 24, 2022

UNOFFICIAL RESULTS

Bexar County

4188

DEM District Clerk County Races

Vote For 1

	TOTAL	Election Day	Absentee	Early Voting
Gloria A. Martinez	0	0	0	0
Christine "Chris" Castillo	0	0	0	0

DEM Justice of the Peace, Precinct No. 4, Place 1 Justice of the Peace, Precinct No. 4

Vote For 1

	TOTAL	Election Day	Absentee	Early Voting
Yolanda Acuña Uresti	0	0	0	0
Michele Garcia	0	0	0	0

RETRIEVED FROM DEMOCRACYDOCKET.COM

Summary Results Report
May 24, 2022 Joint Primary Runoff Election
May 24, 2022

UNOFFICIAL RESULTS

Bexar County

4189

Statistics

	TOTAL	Election Day	Absentee	Early Voting
Registered Voters - Total	1,031			
Ballots Cast - Total	43	15	8	20
Ballots Cast - Democratic Party	34	10	8	16
Voter Turnout - Total	4.17%			

DEM Lieutenant Governor

Vote For 1

	TOTAL	Election Day	Absentee	Early Voting
Michelle Beckley	19	5	5	9
Mike Collier	13	5	2	6

DEM Attorney General

Vote For 1

	TOTAL	Election Day	Absentee	Early Voting
Rochelle Mercedes Garza	28	10	5	13
Joe Jaworski	6	0	3	3

DEM Comptroller of Public Accounts

Vote For 1

	TOTAL	Election Day	Absentee	Early Voting
Angel Luis Vega	15	5	2	8
Janet T. Dudding	18	5	5	8

DEM Commissioner of the General Land Office

Vote For 1

	TOTAL	Election Day	Absentee	Early Voting
Sandragrace Martinez	23	7	4	12
Jay Kleberg	10	3	3	4

DEM County Judge County Races

Vote For 1

	TOTAL	Election Day	Absentee	Early Voting
Ina Minjarez	15	4	6	5
Peter Sakai	19	6	2	11

DEM Judge, County Court at Law No. 2 County Races

Vote For 1

	TOTAL	Election Day	Absentee	Early Voting
Melissa Saenz	17	3	6	8
Maria Teresa Garcia	15	7	1	7

DEM District Clerk County Races

Vote For 1

	TOTAL	Election Day	Absentee	Early Voting
Gloria A. Martinez	18	5	4	9
Christine "Chris" Castillo	14	5	3	6

Summary Results Report
May 24, 2022 Joint Primary Runoff Election
May 24, 2022

UNOFFICIAL RESULTS

Bexar County

4189

DEM Justice of the Peace, Precinct No. 4, Place 1 Justice of the Peace, Precinct No. 4

Vote For 1

	TOTAL	Election Day	Absentee	Early Voting
Yolanda Acuña Uresti	17	8	4	5
Michele Garcia	17	2	4	11

RETRIEVED FROM DEMOCRACYDOCKET.COM

Summary Results Report
May 24, 2022 Joint Primary Runoff Election
May 24, 2022

UNOFFICIAL RESULTS

Bexar County

4190

Statistics

	TOTAL	Election Day	Absentee	Early Voting
Registered Voters - Total	6			
Ballots Cast - Total	0	0	0	0
Ballots Cast - Democratic Party	0	0	0	0
Voter Turnout - Total	0.00%			

DEM Lieutenant Governor

Vote For 1

	TOTAL	Election Day	Absentee	Early Voting
Michelle Beckley	0	0	0	0
Mike Collier	0	0	0	0

DEM Attorney General

Vote For 1

	TOTAL	Election Day	Absentee	Early Voting
Rochelle Mercedes Garza	0	0	0	0
Joe Jaworski	0	0	0	0

DEM Comptroller of Public Accounts

Vote For 1

	TOTAL	Election Day	Absentee	Early Voting
Angel Luis Vega	0	0	0	0
Janet T. Dudding	0	0	0	0

DEM Commissioner of the General Land Office

Vote For 1

	TOTAL	Election Day	Absentee	Early Voting
Sandragrace Martinez	0	0	0	0
Jay Kleberg	0	0	0	0

DEM County Judge County Races

Vote For 1

	TOTAL	Election Day	Absentee	Early Voting
Ina Minjarez	0	0	0	0
Peter Sakai	0	0	0	0

DEM Judge, County Court at Law No. 2 County Races

Vote For 1

	TOTAL	Election Day	Absentee	Early Voting
Melissa Saenz	0	0	0	0
Maria Teresa Garcia	0	0	0	0

DEM District Clerk County Races

Vote For 1

	TOTAL	Election Day	Absentee	Early Voting
Gloria A. Martinez	0	0	0	0
Christine "Chris" Castillo	0	0	0	0

Summary Results Report
May 24, 2022 Joint Primary Runoff Election
May 24, 2022

UNOFFICIAL RESULTS

Bexar County

4190

DEM Justice of the Peace, Precinct No. 4, Place 1 Justice of the Peace, Precinct No. 4

Vote For 1

	TOTAL	Election Day	Absentee	Early Voting
Yolanda Acuña Uresti	0	0	0	0
Michele Garcia	0	0	0	0

RETRIEVED FROM DEMOCRACYDOCKET.COM

Summary Results Report
May 24, 2022 Joint Primary Runoff Election
May 24, 2022

UNOFFICIAL RESULTS

Bexar County

4191

Statistics

	TOTAL	Election Day	Absentee	Early Voting
Registered Voters - Total	4			
Ballots Cast - Total	0	0	0	0
Ballots Cast - Democratic Party	0	0	0	0
Voter Turnout - Total	0.00%			

DEM Lieutenant Governor

Vote For 1

	TOTAL	Election Day	Absentee	Early Voting
Michelle Beckley	0	0	0	0
Mike Collier	0	0	0	0

DEM Attorney General

Vote For 1

	TOTAL	Election Day	Absentee	Early Voting
Rochelle Mercedes Garza	0	0	0	0
Joe Jaworski	0	0	0	0

DEM Comptroller of Public Accounts

Vote For 1

	TOTAL	Election Day	Absentee	Early Voting
Angel Luis Vega	0	0	0	0
Janet T. Dudding	0	0	0	0

DEM Commissioner of the General Land Office

Vote For 1

	TOTAL	Election Day	Absentee	Early Voting
Sandragrace Martinez	0	0	0	0
Jay Kleberg	0	0	0	0

DEM County Judge County Races

Vote For 1

	TOTAL	Election Day	Absentee	Early Voting
Ina Minjarez	0	0	0	0
Peter Sakai	0	0	0	0

DEM Judge, County Court at Law No. 2 County Races

Vote For 1

	TOTAL	Election Day	Absentee	Early Voting
Melissa Saenz	0	0	0	0
Maria Teresa Garcia	0	0	0	0

DEM District Clerk County Races

Vote For 1

	TOTAL	Election Day	Absentee	Early Voting
Gloria A. Martinez	0	0	0	0
Christine "Chris" Castillo	0	0	0	0

Summary Results Report
May 24, 2022 Joint Primary Runoff Election
May 24, 2022

UNOFFICIAL RESULTS

Bexar County

4191

DEM Justice of the Peace, Precinct No. 4, Place 1 Justice of the Peace, Precinct No. 4

Vote For 1

	TOTAL	Election Day	Absentee	Early Voting
Yolanda Acuña Uresti	0	0	0	0
Michele Garcia	0	0	0	0

RETRIEVED FROM DEMOCRACYDOCKET.COM

Summary Results Report
May 24, 2022 Joint Primary Runoff Election
May 24, 2022

UNOFFICIAL RESULTS

Bexar County

4192

Statistics

	TOTAL	Election Day	Absentee	Early Voting
Registered Voters - Total	0			
Ballots Cast - Total	0	0	0	0
Ballots Cast - Democratic Party	0	0	0	0
Voter Turnout - Total	0.00%			

DEM Lieutenant Governor

Vote For 1

	TOTAL	Election Day	Absentee	Early Voting
Michelle Beckley	0	0	0	0
Mike Collier	0	0	0	0

DEM Attorney General

Vote For 1

	TOTAL	Election Day	Absentee	Early Voting
Rochelle Mercedes Garza	0	0	0	0
Joe Jaworski	0	0	0	0

DEM Comptroller of Public Accounts

Vote For 1

	TOTAL	Election Day	Absentee	Early Voting
Angel Luis Vega	0	0	0	0
Janet T. Dudding	0	0	0	0

DEM Commissioner of the General Land Office

Vote For 1

	TOTAL	Election Day	Absentee	Early Voting
Sandragrace Martinez	0	0	0	0
Jay Kleberg	0	0	0	0

DEM County Judge County Races

Vote For 1

	TOTAL	Election Day	Absentee	Early Voting
Ina Minjarez	0	0	0	0
Peter Sakai	0	0	0	0

DEM Judge, County Court at Law No. 2 County Races

Vote For 1

	TOTAL	Election Day	Absentee	Early Voting
Melissa Saenz	0	0	0	0
Maria Teresa Garcia	0	0	0	0

DEM District Clerk County Races

Vote For 1

	TOTAL	Election Day	Absentee	Early Voting
Gloria A. Martinez	0	0	0	0
Christine "Chris" Castillo	0	0	0	0

Summary Results Report
May 24, 2022 Joint Primary Runoff Election
May 24, 2022

UNOFFICIAL RESULTS

Bexar County

4192

DEM Justice of the Peace, Precinct No. 4, Place 1 Justice of the Peace, Precinct No. 4

Vote For 1

	TOTAL	Election Day	Absentee	Early Voting
Yolanda Acuña Uresti	0	0	0	0
Michele Garcia	0	0	0	0

RETRIEVED FROM DEMOCRACYDOCKET.COM

Summary Results Report
May 24, 2022 Joint Primary Runoff Election
May 24, 2022

UNOFFICIAL RESULTS

Bexar County

4193

Statistics

	TOTAL	Election Day	Absentee	Early Voting
Registered Voters - Total	94			
Ballots Cast - Total	5	2	3	0
Ballots Cast - Democratic Party	5	2	3	0
Voter Turnout - Total	5.32%			

DEM Lieutenant Governor

Vote For 1

	TOTAL	Election Day	Absentee	Early Voting
Michelle Beckley	3	1	2	0
Mike Collier	2	1	1	0

DEM Attorney General

Vote For 1

	TOTAL	Election Day	Absentee	Early Voting
Rochelle Mercedes Garza	4	2	2	0
Joe Jaworski	1	0	1	0

DEM Comptroller of Public Accounts

Vote For 1

	TOTAL	Election Day	Absentee	Early Voting
Angel Luis Vega	4	1	3	0
Janet T. Dudding	1	1	0	0

DEM Commissioner of the General Land Office

Vote For 1

	TOTAL	Election Day	Absentee	Early Voting
Sandragrace Martinez	4	1	3	0
Jay Kleberg	1	1	0	0

DEM County Judge County Races

Vote For 1

	TOTAL	Election Day	Absentee	Early Voting
Ina Minjarez	1	1	0	0
Peter Sakai	4	1	3	0

DEM Judge, County Court at Law No. 2 County Races

Vote For 1

	TOTAL	Election Day	Absentee	Early Voting
Melissa Saenz	2	1	1	0
Maria Teresa Garcia	3	1	2	0

DEM District Clerk County Races

Vote For 1

	TOTAL	Election Day	Absentee	Early Voting
Gloria A. Martinez	3	2	1	0
Christine "Chris" Castillo	2	0	2	0

Summary Results Report
May 24, 2022 Joint Primary Runoff Election
May 24, 2022

UNOFFICIAL RESULTS

Bexar County

4193

DEM Justice of the Peace, Precinct No. 4, Place 1 Justice of the Peace, Precinct No. 4

Vote For 1

	TOTAL	Election Day	Absentee	Early Voting
Yolanda Acuña Uresti	1	0	1	0
Michele Garcia	4	2	2	0

RETRIEVED FROM DEMOCRACYDOCKET.COM

Summary Results Report
May 24, 2022 Joint Primary Runoff Election
May 24, 2022

UNOFFICIAL RESULTS

Bexar County

4194

Statistics

	TOTAL	Election Day	Absentee	Early Voting
Registered Voters - Total	987			
Ballots Cast - Total	74	22	15	37
Ballots Cast - Democratic Party	48	15	12	21
Voter Turnout - Total	7.50%			

DEM United States Representative, District 28 United States Representative, District 28

Vote For 1

	TOTAL	Election Day	Absentee	Early Voting
Jessica Cisneros	41	13	8	20
Henry Cuellar	7	2	4	1

DEM Lieutenant Governor

Vote For 1

	TOTAL	Election Day	Absentee	Early Voting
Michelle Beckley	28	10	3	15
Mike Collier	12	2	7	3

DEM Attorney General

Vote For 1

	TOTAL	Election Day	Absentee	Early Voting
Rochelle Mercedes Garza	29	11	5	13
Joe Jaworski	11	0	6	5

DEM Comptroller of Public Accounts

Vote For 1

	TOTAL	Election Day	Absentee	Early Voting
Angel Luis Vega	18	5	4	9
Janet T. Dudding	21	6	6	9

DEM Commissioner of the General Land Office

Vote For 1

	TOTAL	Election Day	Absentee	Early Voting
Sandragrace Martinez	26	9	5	12
Jay Kleberg	11	2	4	5

DEM County Judge County Races

Vote For 1

	TOTAL	Election Day	Absentee	Early Voting
Ina Minjarez	23	6	5	12
Peter Sakai	20	6	7	7

DEM Judge, County Court at Law No. 2 County Races

Vote For 1

	TOTAL	Election Day	Absentee	Early Voting
Melissa Saenz	25	7	7	11
Maria Teresa Garcia	15	4	3	8

Summary Results Report
May 24, 2022 Joint Primary Runoff Election
May 24, 2022

UNOFFICIAL RESULTS

Bexar County

4194

DEM District Clerk County Races

Vote For 1

	TOTAL	Election Day	Absentee	Early Voting
Gloria A. Martinez	21	7	4	10
Christine "Chris" Castillo	20	5	6	9

DEM Justice of the Peace, Precinct No. 4, Place 1 Justice of the Peace, Precinct No. 4

Vote For 1

	TOTAL	Election Day	Absentee	Early Voting
Yolanda Acuña Uresti	15	5	2	8
Michele Garcia	26	7	8	11

RETRIEVED FROM DEMOCRACYDOCKET.COM

Summary Results Report
May 24, 2022 Joint Primary Runoff Election
May 24, 2022

UNOFFICIAL RESULTS

Bexar County

4195

Statistics

	TOTAL	Election Day	Absentee	Early Voting
Registered Voters - Total	1			
Ballots Cast - Total	0	0	0	0
Ballots Cast - Democratic Party	0	0	0	0
Voter Turnout - Total	0.00%			

DEM Lieutenant Governor

Vote For 1

	TOTAL	Election Day	Absentee	Early Voting
Michelle Beckley	0	0	0	0
Mike Collier	0	0	0	0

DEM Attorney General

Vote For 1

	TOTAL	Election Day	Absentee	Early Voting
Rochelle Mercedes Garza	0	0	0	0
Joe Jaworski	0	0	0	0

DEM Comptroller of Public Accounts

Vote For 1

	TOTAL	Election Day	Absentee	Early Voting
Angel Luis Vega	0	0	0	0
Janet T. Dudding	0	0	0	0

DEM Commissioner of the General Land Office

Vote For 1

	TOTAL	Election Day	Absentee	Early Voting
Sandragrace Martinez	0	0	0	0
Jay Kleberg	0	0	0	0

DEM County Judge County Races

Vote For 1

	TOTAL	Election Day	Absentee	Early Voting
Ina Minjarez	0	0	0	0
Peter Sakai	0	0	0	0

DEM Judge, County Court at Law No. 2 County Races

Vote For 1

	TOTAL	Election Day	Absentee	Early Voting
Melissa Saenz	0	0	0	0
Maria Teresa Garcia	0	0	0	0

DEM District Clerk County Races

Vote For 1

	TOTAL	Election Day	Absentee	Early Voting
Gloria A. Martinez	0	0	0	0
Christine "Chris" Castillo	0	0	0	0

Summary Results Report
May 24, 2022 Joint Primary Runoff Election
May 24, 2022

UNOFFICIAL RESULTS

Bexar County

4195

DEM Justice of the Peace, Precinct No. 4, Place 1 Justice of the Peace, Precinct No. 4

Vote For 1

	TOTAL	Election Day	Absentee	Early Voting
Yolanda Acuña Uresti	0	0	0	0
Michele Garcia	0	0	0	0

RETRIEVED FROM DEMOCRACYDOCKET.COM

Summary Results Report
May 24, 2022 Joint Primary Runoff Election
May 24, 2022

UNOFFICIAL RESULTS

Bexar County

4196

Statistics

	TOTAL	Election Day	Absentee	Early Voting
Registered Voters - Total	0			
Ballots Cast - Total	0	0	0	0
Ballots Cast - Democratic Party	0	0	0	0
Voter Turnout - Total	0.00%			

DEM Lieutenant Governor

Vote For 1

	TOTAL	Election Day	Absentee	Early Voting
Michelle Beckley	0	0	0	0
Mike Collier	0	0	0	0

DEM Attorney General

Vote For 1

	TOTAL	Election Day	Absentee	Early Voting
Rochelle Mercedes Garza	0	0	0	0
Joe Jaworski	0	0	0	0

DEM Comptroller of Public Accounts

Vote For 1

	TOTAL	Election Day	Absentee	Early Voting
Angel Luis Vega	0	0	0	0
Janet T. Dudding	0	0	0	0

DEM Commissioner of the General Land Office

Vote For 1

	TOTAL	Election Day	Absentee	Early Voting
Sandragrace Martinez	0	0	0	0
Jay Kleberg	0	0	0	0

DEM County Judge County Races

Vote For 1

	TOTAL	Election Day	Absentee	Early Voting
Ina Minjarez	0	0	0	0
Peter Sakai	0	0	0	0

DEM Judge, County Court at Law No. 2 County Races

Vote For 1

	TOTAL	Election Day	Absentee	Early Voting
Melissa Saenz	0	0	0	0
Maria Teresa Garcia	0	0	0	0

DEM District Clerk County Races

Vote For 1

	TOTAL	Election Day	Absentee	Early Voting
Gloria A. Martinez	0	0	0	0
Christine "Chris" Castillo	0	0	0	0

Summary Results Report
May 24, 2022 Joint Primary Runoff Election
May 24, 2022

UNOFFICIAL RESULTS

Bexar County

4196

DEM Justice of the Peace, Precinct No. 4, Place 1 Justice of the Peace, Precinct No. 4

Vote For 1

	TOTAL	Election Day	Absentee	Early Voting
Yolanda Acuña Uresti	0	0	0	0
Michele Garcia	0	0	0	0

RETRIEVED FROM DEMOCRACYDOCKET.COM

Summary Results Report
May 24, 2022 Joint Primary Runoff Election
May 24, 2022

UNOFFICIAL RESULTS

Bexar County

4197

Statistics

	TOTAL	Election Day	Absentee	Early Voting
Registered Voters - Total	2			
Ballots Cast - Total	0	0	0	0
Ballots Cast - Democratic Party	0	0	0	0
Voter Turnout - Total	0.00%			

DEM Lieutenant Governor

Vote For 1

	TOTAL	Election Day	Absentee	Early Voting
Michelle Beckley	0	0	0	0
Mike Collier	0	0	0	0

DEM Attorney General

Vote For 1

	TOTAL	Election Day	Absentee	Early Voting
Rochelle Mercedes Garza	0	0	0	0
Joe Jaworski	0	0	0	0

DEM Comptroller of Public Accounts

Vote For 1

	TOTAL	Election Day	Absentee	Early Voting
Angel Luis Vega	0	0	0	0
Janet T. Dudding	0	0	0	0

DEM Commissioner of the General Land Office

Vote For 1

	TOTAL	Election Day	Absentee	Early Voting
Sandragrace Martinez	0	0	0	0
Jay Kleberg	0	0	0	0

DEM County Judge County Races

Vote For 1

	TOTAL	Election Day	Absentee	Early Voting
Ina Minjarez	0	0	0	0
Peter Sakai	0	0	0	0

DEM Judge, County Court at Law No. 2 County Races

Vote For 1

	TOTAL	Election Day	Absentee	Early Voting
Melissa Saenz	0	0	0	0
Maria Teresa Garcia	0	0	0	0

DEM District Clerk County Races

Vote For 1

	TOTAL	Election Day	Absentee	Early Voting
Gloria A. Martinez	0	0	0	0
Christine "Chris" Castillo	0	0	0	0

Summary Results Report
May 24, 2022 Joint Primary Runoff Election
May 24, 2022

UNOFFICIAL RESULTS

Bexar County

4197

DEM Justice of the Peace, Precinct No. 4, Place 1 Justice of the Peace, Precinct No. 4

Vote For 1

	TOTAL	Election Day	Absentee	Early Voting
Yolanda Acuña Uresti	0	0	0	0
Michele Garcia	0	0	0	0

RETRIEVED FROM DEMOCRACYDOCKET.COM

Summary Results Report
May 24, 2022 Joint Primary Runoff Election
May 24, 2022

UNOFFICIAL RESULTS

Bexar County

4198

Statistics

	TOTAL	Election Day	Absentee	Early Voting
Registered Voters - Total	1,870			
Ballots Cast - Total	97	56	10	31
Ballots Cast - Democratic Party	74	41	10	23
Voter Turnout - Total	5.19%			

DEM Lieutenant Governor

Vote For 1

	TOTAL	Election Day	Absentee	Early Voting
Michelle Beckley	40	22	5	13
Mike Collier	30	16	5	9

DEM Attorney General

Vote For 1

	TOTAL	Election Day	Absentee	Early Voting
Rochelle Mercedes Garza	57	28	9	20
Joe Jaworski	13	10	1	2

DEM Comptroller of Public Accounts

Vote For 1

	TOTAL	Election Day	Absentee	Early Voting
Angel Luis Vega	34	19	5	10
Janet T. Dudding	35	19	5	11

DEM Commissioner of the General Land Office

Vote For 1

	TOTAL	Election Day	Absentee	Early Voting
Sandragrace Martinez	48	25	8	15
Jay Kleberg	19	12	2	5

DEM County Judge County Races

Vote For 1

	TOTAL	Election Day	Absentee	Early Voting
Ina Minjarez	35	22	4	9
Peter Sakai	35	16	6	13

DEM Judge, County Court at Law No. 2 County Races

Vote For 1

	TOTAL	Election Day	Absentee	Early Voting
Melissa Saenz	28	14	5	9
Maria Teresa Garcia	39	23	5	11

DEM District Clerk County Races

Vote For 1

	TOTAL	Election Day	Absentee	Early Voting
Gloria A. Martinez	41	24	4	13
Christine "Chris" Castillo	26	12	6	8

Summary Results Report
May 24, 2022 Joint Primary Runoff Election
May 24, 2022

UNOFFICIAL RESULTS

Bexar County

4198

DEM Justice of the Peace, Precinct No. 4, Place 1 Justice of the Peace, Precinct No. 4

Vote For 1

	TOTAL	Election Day	Absentee	Early Voting
Yolanda Acuña Uresti	41	23	6	12
Michele Garcia	28	16	4	8

RETRIEVED FROM DEMOCRACYDOCKET.COM

Summary Results Report
May 24, 2022 Joint Primary Runoff Election
May 24, 2022

UNOFFICIAL RESULTS

Bexar County

4199

Statistics

	TOTAL	Election Day	Absentee	Early Voting
Registered Voters - Total	1,547			
Ballots Cast - Total	64	37	5	22
Ballots Cast - Democratic Party	48	24	5	19
Voter Turnout - Total	4.14%			

DEM Lieutenant Governor

Vote For 1

	TOTAL	Election Day	Absentee	Early Voting
Michelle Beckley	35	18	5	12
Mike Collier	12	5	0	7

DEM Attorney General

Vote For 1

	TOTAL	Election Day	Absentee	Early Voting
Rochelle Mercedes Garza	39	19	4	16
Joe Jaworski	9	5	1	3

DEM Comptroller of Public Accounts

Vote For 1

	TOTAL	Election Day	Absentee	Early Voting
Angel Luis Vega	19	10	1	8
Janet T. Dudding	26	11	4	11

DEM Commissioner of the General Land Office

Vote For 1

	TOTAL	Election Day	Absentee	Early Voting
Sandragrace Martinez	27	12	4	11
Jay Kleberg	19	10	1	8

DEM County Judge County Races

Vote For 1

	TOTAL	Election Day	Absentee	Early Voting
Ina Minjarez	27	13	3	11
Peter Sakai	18	8	2	8

DEM Judge, County Court at Law No. 2 County Races

Vote For 1

	TOTAL	Election Day	Absentee	Early Voting
Melissa Saenz	29	12	2	15
Maria Teresa Garcia	18	11	3	4

DEM District Clerk County Races

Vote For 1

	TOTAL	Election Day	Absentee	Early Voting
Gloria A. Martinez	28	16	3	9
Christine "Chris" Castillo	19	7	2	10

Summary Results Report
May 24, 2022 Joint Primary Runoff Election
May 24, 2022

UNOFFICIAL RESULTS

Bexar County

4199

DEM Justice of the Peace, Precinct No. 4, Place 1 Justice of the Peace, Precinct No. 4

Vote For 1

	TOTAL	Election Day	Absentee	Early Voting
Yolanda Acuña Uresti	22	13	1	8
Michele Garcia	26	11	4	11

RETRIEVED FROM DEMOCRACYDOCKET.COM

Summary Results Report
May 24, 2022 Joint Primary Runoff Election
May 24, 2022

UNOFFICIAL RESULTS

Bexar County

4200

Statistics

	TOTAL	Election Day	Absentee	Early Voting
Registered Voters - Total	3,027			
Ballots Cast - Total	376	155	16	205
Ballots Cast - Democratic Party	300	120	13	167
Voter Turnout - Total	12.42%			

DEM United States Representative, District 28 United States Representative, District 28

Vote For 1

	TOTAL	Election Day	Absentee	Early Voting
Jessica Cisneros	275	108	13	154
Henry Cuellar	24	12	0	12

DEM Lieutenant Governor

Vote For 1

	TOTAL	Election Day	Absentee	Early Voting
Michelle Beckley	177	77	10	90
Mike Collier	101	32	3	66

DEM Attorney General

Vote For 1

	TOTAL	Election Day	Absentee	Early Voting
Rochelle Mercedes Garza	222	89	9	124
Joe Jaworski	60	22	4	34

DEM Comptroller of Public Accounts

Vote For 1

	TOTAL	Election Day	Absentee	Early Voting
Angel Luis Vega	163	65	7	91
Janet T. Dudding	106	35	6	65

DEM Commissioner of the General Land Office

Vote For 1

	TOTAL	Election Day	Absentee	Early Voting
Sandragrace Martinez	217	88	8	121
Jay Kleberg	54	16	5	33

DEM County Judge County Races

Vote For 1

	TOTAL	Election Day	Absentee	Early Voting
Ina Minjarez	133	60	6	67
Peter Sakai	160	55	7	98

DEM Judge, County Court at Law No. 2 County Races

Vote For 1

	TOTAL	Election Day	Absentee	Early Voting
Melissa Saenz	160	64	6	90
Maria Teresa Garcia	115	43	7	65

Summary Results Report
May 24, 2022 Joint Primary Runoff Election
May 24, 2022

UNOFFICIAL RESULTS

Bexar County

4200

DEM District Clerk County Races

Vote For 1

	TOTAL	Election Day	Absentee	Early Voting
Gloria A. Martinez	139	57	5	77
Christine "Chris" Castillo	135	50	8	77

DEM Justice of the Peace, Precinct No. 4, Place 1 Justice of the Peace, Precinct No. 4

Vote For 1

	TOTAL	Election Day	Absentee	Early Voting
Yolanda Acuña Uresti	102	45	5	52
Michele Garcia	176	67	8	101

RETRIEVED FROM DEMOCRACYDOCKET.COM

Summary Results Report
May 24, 2022 Joint Primary Runoff Election
May 24, 2022

UNOFFICIAL RESULTS

Bexar County

4201

Statistics

	TOTAL	Election Day	Absentee	Early Voting
Registered Voters - Total	13			
Ballots Cast - Total	2	0	2	0
Ballots Cast - Democratic Party	1	0	1	0
Voter Turnout - Total	15.38%			

DEM United States Representative, District 28 United States Representative, District 28

Vote For 1

	TOTAL	Election Day	Absentee	Early Voting
Jessica Cisneros	1	0	1	0
Henry Cuellar	0	0	0	0

DEM Lieutenant Governor

Vote For 1

	TOTAL	Election Day	Absentee	Early Voting
Michelle Beckley	0	0	0	0
Mike Collier	1	0	1	0

DEM Attorney General

Vote For 1

	TOTAL	Election Day	Absentee	Early Voting
Rochelle Mercedes Garza	1	0	1	0
Joe Jaworski	0	0	0	0

DEM Comptroller of Public Accounts

Vote For 1

	TOTAL	Election Day	Absentee	Early Voting
Angel Luis Vega	0	0	0	0
Janet T. Dudding	1	0	1	0

DEM Commissioner of the General Land Office

Vote For 1

	TOTAL	Election Day	Absentee	Early Voting
Sandragrace Martinez	0	0	0	0
Jay Kleberg	1	0	1	0

DEM County Judge County Races

Vote For 1

	TOTAL	Election Day	Absentee	Early Voting
Ina Minjarez	0	0	0	0
Peter Sakai	1	0	1	0

DEM Judge, County Court at Law No. 2 County Races

Vote For 1

	TOTAL	Election Day	Absentee	Early Voting
Melissa Saenz	0	0	0	0
Maria Teresa Garcia	1	0	1	0

Summary Results Report
May 24, 2022 Joint Primary Runoff Election
May 24, 2022

UNOFFICIAL RESULTS

Bexar County

4201

DEM District Clerk County Races

Vote For 1

	TOTAL	Election Day	Absentee	Early Voting
Gloria A. Martinez	1	0	1	0
Christine "Chris" Castillo	0	0	0	0

DEM Justice of the Peace, Precinct No. 4, Place 1 Justice of the Peace, Precinct No. 4

Vote For 1

	TOTAL	Election Day	Absentee	Early Voting
Yolanda Acuña Uresti	1	0	1	0
Michele Garcia	0	0	0	0

RETRIEVED FROM DEMOCRACYDOCKET.COM

Summary Results Report
May 24, 2022 Joint Primary Runoff Election
May 24, 2022

UNOFFICIAL RESULTS

Bexar County

4202

Statistics

	TOTAL	Election Day	Absentee	Early Voting
Registered Voters - Total	0			
Ballots Cast - Total	0	0	0	0
Ballots Cast - Democratic Party	0	0	0	0
Voter Turnout - Total	0.00%			

DEM United States Representative, District 28 United States Representative, District 28

Vote For 1

	TOTAL	Election Day	Absentee	Early Voting
Jessica Cisneros	0	0	0	0
Henry Cuellar	0	0	0	0

DEM Lieutenant Governor

Vote For 1

	TOTAL	Election Day	Absentee	Early Voting
Michelle Beckley	0	0	0	0
Mike Collier	0	0	0	0

DEM Attorney General

Vote For 1

	TOTAL	Election Day	Absentee	Early Voting
Rochelle Mercedes Garza	0	0	0	0
Joe Jaworski	0	0	0	0

DEM Comptroller of Public Accounts

Vote For 1

	TOTAL	Election Day	Absentee	Early Voting
Angel Luis Vega	0	0	0	0
Janet T. Dudding	0	0	0	0

DEM Commissioner of the General Land Office

Vote For 1

	TOTAL	Election Day	Absentee	Early Voting
Sandragrace Martinez	0	0	0	0
Jay Kleberg	0	0	0	0

DEM County Judge County Races

Vote For 1

	TOTAL	Election Day	Absentee	Early Voting
Ina Minjarez	0	0	0	0
Peter Sakai	0	0	0	0

DEM Judge, County Court at Law No. 2 County Races

Vote For 1

	TOTAL	Election Day	Absentee	Early Voting
Melissa Saenz	0	0	0	0
Maria Teresa Garcia	0	0	0	0

Summary Results Report
May 24, 2022 Joint Primary Runoff Election
May 24, 2022

UNOFFICIAL RESULTS

Bexar County

4202

DEM District Clerk County Races

Vote For 1

	TOTAL	Election Day	Absentee	Early Voting
Gloria A. Martinez	0	0	0	0
Christine "Chris" Castillo	0	0	0	0

DEM Justice of the Peace, Precinct No. 4, Place 1 Justice of the Peace, Precinct No. 4

Vote For 1

	TOTAL	Election Day	Absentee	Early Voting
Yolanda Acuña Uresti	0	0	0	0
Michele Garcia	0	0	0	0

RETRIEVED FROM DEMOCRACYDOCKET.COM

Summary Results Report
May 24, 2022 Joint Primary Runoff Election
May 24, 2022

UNOFFICIAL RESULTS

Bexar County

4203

Statistics

	TOTAL	Election Day	Absentee	Early Voting
Registered Voters - Total	393			
Ballots Cast - Total	25	15	1	9
Ballots Cast - Democratic Party	22	13	1	8
Voter Turnout - Total	6.36%			

DEM Lieutenant Governor

Vote For 1

	TOTAL	Election Day	Absentee	Early Voting
Michelle Beckley	10	4	1	5
Mike Collier	11	8	0	3

DEM Attorney General

Vote For 1

	TOTAL	Election Day	Absentee	Early Voting
Rochelle Mercedes Garza	19	11	1	7
Joe Jaworski	0	0	0	0

DEM Comptroller of Public Accounts

Vote For 1

	TOTAL	Election Day	Absentee	Early Voting
Angel Luis Vega	7	4	0	3
Janet T. Dudding	14	8	1	5

DEM Commissioner of the General Land Office

Vote For 1

	TOTAL	Election Day	Absentee	Early Voting
Sandragrace Martinez	7	5	1	1
Jay Kleberg	12	6	0	6

DEM County Judge County Races

Vote For 1

	TOTAL	Election Day	Absentee	Early Voting
Ina Minjarez	11	6	1	4
Peter Sakai	9	6	0	3

DEM Judge, County Court at Law No. 2 County Races

Vote For 1

	TOTAL	Election Day	Absentee	Early Voting
Melissa Saenz	10	4	1	5
Maria Teresa Garcia	10	8	0	2

DEM District Clerk County Races

Vote For 1

	TOTAL	Election Day	Absentee	Early Voting
Gloria A. Martinez	8	3	1	4
Christine "Chris" Castillo	11	8	0	3

Summary Results Report
May 24, 2022 Joint Primary Runoff Election
May 24, 2022

UNOFFICIAL RESULTS

Bexar County

4203

DEM Justice of the Peace, Precinct No. 4, Place 1 Justice of the Peace, Precinct No. 4

Vote For 1

	TOTAL	Election Day	Absentee	Early Voting
Yolanda Acuña Uresti	10	5	1	4
Michele Garcia	9	6	0	3

RETRIEVED FROM DEMOCRACYDOCKET.COM

Summary Results Report
May 24, 2022 Joint Primary Runoff Election
May 24, 2022

UNOFFICIAL RESULTS

Bexar County

4204

Statistics

	TOTAL	Election Day	Absentee	Early Voting
Registered Voters - Total	7			
Ballots Cast - Total	0	0	0	0
Ballots Cast - Democratic Party	0	0	0	0
Voter Turnout - Total	0.00%			

DEM United States Representative, District 28 United States Representative, District 28

Vote For 1

	TOTAL	Election Day	Absentee	Early Voting
Jessica Cisneros	0	0	0	0
Henry Cuellar	0	0	0	0

DEM Lieutenant Governor

Vote For 1

	TOTAL	Election Day	Absentee	Early Voting
Michelle Beckley	0	0	0	0
Mike Collier	0	0	0	0

DEM Attorney General

Vote For 1

	TOTAL	Election Day	Absentee	Early Voting
Rochelle Mercedes Garza	0	0	0	0
Joe Jaworski	0	0	0	0

DEM Comptroller of Public Accounts

Vote For 1

	TOTAL	Election Day	Absentee	Early Voting
Angel Luis Vega	0	0	0	0
Janet T. Dudding	0	0	0	0

DEM Commissioner of the General Land Office

Vote For 1

	TOTAL	Election Day	Absentee	Early Voting
Sandragrace Martinez	0	0	0	0
Jay Kleberg	0	0	0	0

DEM County Judge County Races

Vote For 1

	TOTAL	Election Day	Absentee	Early Voting
Ina Minjarez	0	0	0	0
Peter Sakai	0	0	0	0

DEM Judge, County Court at Law No. 2 County Races

Vote For 1

	TOTAL	Election Day	Absentee	Early Voting
Melissa Saenz	0	0	0	0
Maria Teresa Garcia	0	0	0	0

Summary Results Report
May 24, 2022 Joint Primary Runoff Election
May 24, 2022

UNOFFICIAL RESULTS

Bexar County

4204

DEM District Clerk County Races

Vote For 1

	TOTAL	Election Day	Absentee	Early Voting
Gloria A. Martinez	0	0	0	0
Christine "Chris" Castillo	0	0	0	0

DEM Justice of the Peace, Precinct No. 4, Place 1 Justice of the Peace, Precinct No. 4

Vote For 1

	TOTAL	Election Day	Absentee	Early Voting
Yolanda Acuña Uresti	0	0	0	0
Michele Garcia	0	0	0	0

RETRIEVED FROM DEMOCRACYDOCKET.COM

Summary Results Report
May 24, 2022 Joint Primary Runoff Election
May 24, 2022

UNOFFICIAL RESULTS

Bexar County

4205

Statistics

	TOTAL	Election Day	Absentee	Early Voting
Registered Voters - Total	142			
Ballots Cast - Total	10	4	4	2
Ballots Cast - Democratic Party	6	2	3	1
Voter Turnout - Total	7.04%			

DEM Lieutenant Governor

Vote For 1

	TOTAL	Election Day	Absentee	Early Voting
Michelle Beckley	3	1	1	1
Mike Collier	3	1	2	0

DEM Attorney General

Vote For 1

	TOTAL	Election Day	Absentee	Early Voting
Rochelle Mercedes Garza	4	1	2	1
Joe Jaworski	2	1	1	0

DEM Comptroller of Public Accounts

Vote For 1

	TOTAL	Election Day	Absentee	Early Voting
Angel Luis Vega	3	2	0	1
Janet T. Dudding	3	0	3	0

DEM Commissioner of the General Land Office

Vote For 1

	TOTAL	Election Day	Absentee	Early Voting
Sandragrace Martinez	3	1	1	1
Jay Kleberg	3	1	2	0

DEM County Judge County Races

Vote For 1

	TOTAL	Election Day	Absentee	Early Voting
Ina Minjarez	1	1	0	0
Peter Sakai	5	1	3	1

DEM Judge, County Court at Law No. 2 County Races

Vote For 1

	TOTAL	Election Day	Absentee	Early Voting
Melissa Saenz	3	0	2	1
Maria Teresa Garcia	3	2	1	0

DEM District Clerk County Races

Vote For 1

	TOTAL	Election Day	Absentee	Early Voting
Gloria A. Martinez	3	0	2	1
Christine "Chris" Castillo	3	2	1	0

Summary Results Report
May 24, 2022 Joint Primary Runoff Election
May 24, 2022

UNOFFICIAL RESULTS

Bexar County

4205

DEM Justice of the Peace, Precinct No. 4, Place 1 Justice of the Peace, Precinct No. 4

Vote For 1

	TOTAL	Election Day	Absentee	Early Voting
Yolanda Acuña Uresti	2	0	2	0
Michele Garcia	4	2	1	1

RETRIEVED FROM DEMOCRACYDOCKET.COM

Summary Results Report
May 24, 2022 Joint Primary Runoff Election
May 24, 2022

UNOFFICIAL RESULTS

Bexar County

4206

Statistics

	TOTAL	Election Day	Absentee	Early Voting
Registered Voters - Total	565			
Ballots Cast - Total	30	18	1	11
Ballots Cast - Democratic Party	17	11	0	6
Voter Turnout - Total	5.31%			

DEM United States Representative, District 21 United States Representative, District 21

Vote For 1

	TOTAL	Election Day	Absentee	Early Voting
Claudia Andreana Zapata	12	7	0	5
Ricardo Villarreal	5	4	0	1

DEM Lieutenant Governor

Vote For 1

	TOTAL	Election Day	Absentee	Early Voting
Michelle Beckley	14	9	0	5
Mike Collier	3	2	0	1

DEM Attorney General

Vote For 1

	TOTAL	Election Day	Absentee	Early Voting
Rochelle Mercedes Garza	12	9	0	3
Joe Jaworski	4	2	0	2

DEM Comptroller of Public Accounts

Vote For 1

	TOTAL	Election Day	Absentee	Early Voting
Angel Luis Vega	5	3	0	2
Janet T. Dudding	10	8	0	2

DEM Commissioner of the General Land Office

Vote For 1

	TOTAL	Election Day	Absentee	Early Voting
Sandragrace Martinez	10	6	0	4
Jay Kleberg	5	4	0	1

DEM County Judge County Races

Vote For 1

	TOTAL	Election Day	Absentee	Early Voting
Ina Minjarez	10	7	0	3
Peter Sakai	6	3	0	3

DEM Judge, County Court at Law No. 2 County Races

Vote For 1

	TOTAL	Election Day	Absentee	Early Voting
Melissa Saenz	9	6	0	3
Maria Teresa Garcia	6	4	0	2

Summary Results Report
May 24, 2022 Joint Primary Runoff Election
May 24, 2022

UNOFFICIAL RESULTS

Bexar County

4206

DEM District Clerk County Races

Vote For 1

	TOTAL	Election Day	Absentee	Early Voting
Gloria A. Martinez	8	5	0	3
Christine "Chris" Castillo	9	6	0	3

DEM Justice of the Peace, Precinct No. 4, Place 1 Justice of the Peace, Precinct No. 4

Vote For 1

	TOTAL	Election Day	Absentee	Early Voting
Yolanda Acuña Uresti	6	4	0	2
Michele Garcia	10	7	0	3

RETRIEVED FROM DEMOCRACYDOCKET.COM

Summary Results Report
May 24, 2022 Joint Primary Runoff Election
May 24, 2022

UNOFFICIAL RESULTS

Bexar County

4207

Statistics

	TOTAL	Election Day	Absentee	Early Voting
Registered Voters - Total	0			
Ballots Cast - Total	0	0	0	0
Ballots Cast - Democratic Party	0	0	0	0
Voter Turnout - Total	0.00%			

DEM United States Representative, District 28 United States Representative, District 28

Vote For 1

	TOTAL	Election Day	Absentee	Early Voting
Jessica Cisneros	0	0	0	0
Henry Cuellar	0	0	0	0

DEM Lieutenant Governor

Vote For 1

	TOTAL	Election Day	Absentee	Early Voting
Michelle Beckley	0	0	0	0
Mike Collier	0	0	0	0

DEM Attorney General

Vote For 1

	TOTAL	Election Day	Absentee	Early Voting
Rochelle Mercedes Garza	0	0	0	0
Joe Jaworski	0	0	0	0

DEM Comptroller of Public Accounts

Vote For 1

	TOTAL	Election Day	Absentee	Early Voting
Angel Luis Vega	0	0	0	0
Janet T. Dudding	0	0	0	0

DEM Commissioner of the General Land Office

Vote For 1

	TOTAL	Election Day	Absentee	Early Voting
Sandragrace Martinez	0	0	0	0
Jay Kleberg	0	0	0	0

DEM County Judge County Races

Vote For 1

	TOTAL	Election Day	Absentee	Early Voting
Ina Minjarez	0	0	0	0
Peter Sakai	0	0	0	0

DEM Judge, County Court at Law No. 2 County Races

Vote For 1

	TOTAL	Election Day	Absentee	Early Voting
Melissa Saenz	0	0	0	0
Maria Teresa Garcia	0	0	0	0

Summary Results Report
May 24, 2022 Joint Primary Runoff Election
May 24, 2022

UNOFFICIAL RESULTS

Bexar County

4207

DEM District Clerk County Races

Vote For 1

	TOTAL	Election Day	Absentee	Early Voting
Gloria A. Martinez	0	0	0	0
Christine "Chris" Castillo	0	0	0	0

DEM Justice of the Peace, Precinct No. 4, Place 1 Justice of the Peace, Precinct No. 4

Vote For 1

	TOTAL	Election Day	Absentee	Early Voting
Yolanda Acuña Uresti	0	0	0	0
Michele Garcia	0	0	0	0

RETRIEVED FROM DEMOCRACYDOCKET.COM

Summary Results Report
May 24, 2022 Joint Primary Runoff Election
May 24, 2022

UNOFFICIAL RESULTS

Bexar County

4208

Statistics

	TOTAL	Election Day	Absentee	Early Voting
Registered Voters - Total	0			
Ballots Cast - Total	0	0	0	0
Ballots Cast - Democratic Party	0	0	0	0
Voter Turnout - Total	0.00%			

DEM United States Representative, District 28 United States Representative, District 28

Vote For 1

	TOTAL	Election Day	Absentee	Early Voting
Jessica Cisneros	0	0	0	0
Henry Cuellar	0	0	0	0

DEM Lieutenant Governor

Vote For 1

	TOTAL	Election Day	Absentee	Early Voting
Michelle Beckley	0	0	0	0
Mike Collier	0	0	0	0

DEM Attorney General

Vote For 1

	TOTAL	Election Day	Absentee	Early Voting
Rochelle Mercedes Garza	0	0	0	0
Joe Jaworski	0	0	0	0

DEM Comptroller of Public Accounts

Vote For 1

	TOTAL	Election Day	Absentee	Early Voting
Angel Luis Vega	0	0	0	0
Janet T. Dudding	0	0	0	0

DEM Commissioner of the General Land Office

Vote For 1

	TOTAL	Election Day	Absentee	Early Voting
Sandragrace Martinez	0	0	0	0
Jay Kleberg	0	0	0	0

DEM County Judge County Races

Vote For 1

	TOTAL	Election Day	Absentee	Early Voting
Ina Minjarez	0	0	0	0
Peter Sakai	0	0	0	0

DEM Judge, County Court at Law No. 2 County Races

Vote For 1

	TOTAL	Election Day	Absentee	Early Voting
Melissa Saenz	0	0	0	0
Maria Teresa Garcia	0	0	0	0

Summary Results Report
May 24, 2022 Joint Primary Runoff Election
May 24, 2022

UNOFFICIAL RESULTS

Bexar County

4208

DEM District Clerk County Races

Vote For 1

	TOTAL	Election Day	Absentee	Early Voting
Gloria A. Martinez	0	0	0	0
Christine "Chris" Castillo	0	0	0	0

DEM Justice of the Peace, Precinct No. 4, Place 1 Justice of the Peace, Precinct No. 4

Vote For 1

	TOTAL	Election Day	Absentee	Early Voting
Yolanda Acuña Uresti	0	0	0	0
Michele Garcia	0	0	0	0

RETRIEVED FROM DEMOCRACYDOCKET.COM

Summary Results Report
May 24, 2022 Joint Primary Runoff Election
May 24, 2022

UNOFFICIAL RESULTS

Bexar County

4209

Statistics

	TOTAL	Election Day	Absentee	Early Voting
Registered Voters - Total	77			
Ballots Cast - Total	9	6	0	3
Ballots Cast - Democratic Party	4	4	0	0
Voter Turnout - Total	11.69%			

DEM United States Representative, District 28 United States Representative, District 28

Vote For 1

	TOTAL	Election Day	Absentee	Early Voting
Jessica Cisneros	2	2	0	0
Henry Cuellar	2	2	0	0

DEM Lieutenant Governor

Vote For 1

	TOTAL	Election Day	Absentee	Early Voting
Michelle Beckley	1	1	0	0
Mike Collier	1	1	0	0

DEM Attorney General

Vote For 1

	TOTAL	Election Day	Absentee	Early Voting
Rochelle Mercedes Garza	0	0	0	0
Joe Jaworski	1	1	0	0

DEM Comptroller of Public Accounts

Vote For 1

	TOTAL	Election Day	Absentee	Early Voting
Angel Luis Vega	0	0	0	0
Janet T. Dudding	3	3	0	0

DEM Commissioner of the General Land Office

Vote For 1

	TOTAL	Election Day	Absentee	Early Voting
Sandragrace Martinez	0	0	0	0
Jay Kleberg	2	2	0	0

DEM County Judge County Races

Vote For 1

	TOTAL	Election Day	Absentee	Early Voting
Ina Minjarez	0	0	0	0
Peter Sakai	3	3	0	0

DEM Judge, County Court at Law No. 2 County Races

Vote For 1

	TOTAL	Election Day	Absentee	Early Voting
Melissa Saenz	1	1	0	0
Maria Teresa Garcia	0	0	0	0

Summary Results Report
May 24, 2022 Joint Primary Runoff Election
May 24, 2022

UNOFFICIAL RESULTS

Bexar County

4209

DEM District Clerk County Races

Vote For 1

	TOTAL	Election Day	Absentee	Early Voting
Gloria A. Martinez	3	3	0	0
Christine "Chris" Castillo	0	0	0	0

DEM Justice of the Peace, Precinct No. 4, Place 1 Justice of the Peace, Precinct No. 4

Vote For 1

	TOTAL	Election Day	Absentee	Early Voting
Yolanda Acuña Uresti	1	1	0	0
Michele Garcia	2	2	0	0

RETRIEVED FROM DEMOCRACYDOCKET.COM

Summary Results Report
May 24, 2022 Joint Primary Runoff Election
May 24, 2022

UNOFFICIAL RESULTS

Bexar County

4210

Statistics

	TOTAL	Election Day	Absentee	Early Voting
Registered Voters - Total	18			
Ballots Cast - Total	1	0	0	1
Ballots Cast - Democratic Party	0	0	0	0
Voter Turnout - Total	5.56%			

DEM United States Representative, District 21 United States Representative, District 21

Vote For 1

	TOTAL	Election Day	Absentee	Early Voting
Claudia Andreana Zapata	0	0	0	0
Ricardo Villarreal	0	0	0	0

DEM Lieutenant Governor

Vote For 1

	TOTAL	Election Day	Absentee	Early Voting
Michelle Beckley	0	0	0	0
Mike Collier	0	0	0	0

DEM Attorney General

Vote For 1

	TOTAL	Election Day	Absentee	Early Voting
Rochelle Mercedes Garza	0	0	0	0
Joe Jaworski	0	0	0	0

DEM Comptroller of Public Accounts

Vote For 1

	TOTAL	Election Day	Absentee	Early Voting
Angel Luis Vega	0	0	0	0
Janet T. Dudding	0	0	0	0

DEM Commissioner of the General Land Office

Vote For 1

	TOTAL	Election Day	Absentee	Early Voting
Sandragrace Martinez	0	0	0	0
Jay Kleberg	0	0	0	0

DEM County Judge County Races

Vote For 1

	TOTAL	Election Day	Absentee	Early Voting
Ina Minjarez	0	0	0	0
Peter Sakai	0	0	0	0

DEM Judge, County Court at Law No. 2 County Races

Vote For 1

	TOTAL	Election Day	Absentee	Early Voting
Melissa Saenz	0	0	0	0
Maria Teresa Garcia	0	0	0	0

Summary Results Report
May 24, 2022 Joint Primary Runoff Election
May 24, 2022

UNOFFICIAL RESULTS

Bexar County

4210

DEM District Clerk County Races

Vote For 1

	TOTAL	Election Day	Absentee	Early Voting
Gloria A. Martinez	0	0	0	0
Christine "Chris" Castillo	0	0	0	0

DEM Justice of the Peace, Precinct No. 4, Place 1 Justice of the Peace, Precinct No. 4

Vote For 1

	TOTAL	Election Day	Absentee	Early Voting
Yolanda Acuña Uresti	0	0	0	0
Michele Garcia	0	0	0	0

RETRIEVED FROM DEMOCRACYDOCKET.COM

Summary Results Report
May 24, 2022 Joint Primary Runoff Election
May 24, 2022

UNOFFICIAL RESULTS

Bexar County

4211

Statistics

	TOTAL	Election Day	Absentee	Early Voting
Registered Voters - Total	33			
Ballots Cast - Total	5	1	0	4
Ballots Cast - Democratic Party	4	0	0	4
Voter Turnout - Total	15.15%			

DEM Lieutenant Governor

Vote For 1

	TOTAL	Election Day	Absentee	Early Voting
Michelle Beckley	0	0	0	0
Mike Collier	3	0	0	3

DEM Attorney General

Vote For 1

	TOTAL	Election Day	Absentee	Early Voting
Rochelle Mercedes Garza	3	0	0	3
Joe Jaworski	0	0	0	0

DEM Comptroller of Public Accounts

Vote For 1

	TOTAL	Election Day	Absentee	Early Voting
Angel Luis Vega	1	0	0	1
Janet T. Dudding	2	0	0	2

DEM Commissioner of the General Land Office

Vote For 1

	TOTAL	Election Day	Absentee	Early Voting
Sandragrace Martinez	0	0	0	0
Jay Kleberg	3	0	0	3

DEM County Judge County Races

Vote For 1

	TOTAL	Election Day	Absentee	Early Voting
Ina Minjarez	2	0	0	2
Peter Sakai	2	0	0	2

DEM Judge, County Court at Law No. 2 County Races

Vote For 1

	TOTAL	Election Day	Absentee	Early Voting
Melissa Saenz	2	0	0	2
Maria Teresa Garcia	1	0	0	1

DEM District Clerk County Races

Vote For 1

	TOTAL	Election Day	Absentee	Early Voting
Gloria A. Martinez	1	0	0	1
Christine "Chris" Castillo	3	0	0	3

Summary Results Report
May 24, 2022 Joint Primary Runoff Election
May 24, 2022

UNOFFICIAL RESULTS

Bexar County

4211

DEM Justice of the Peace, Precinct No. 4, Place 1 Justice of the Peace, Precinct No. 4

Vote For 1

	TOTAL	Election Day	Absentee	Early Voting
Yolanda Acuña Uresti	1	0	0	1
Michele Garcia	1	0	0	1

RETRIEVED FROM DEMOCRACYDOCKET.COM

Summary Results Report
May 24, 2022 Joint Primary Runoff Election
May 24, 2022

UNOFFICIAL RESULTS

Bexar County

4212

Statistics

	TOTAL	Election Day	Absentee	Early Voting
Registered Voters - Total	0			
Ballots Cast - Total	0	0	0	0
Ballots Cast - Democratic Party	0	0	0	0
Voter Turnout - Total	0.00%			

DEM United States Representative, District 28 United States Representative, District 28

Vote For 1

	TOTAL	Election Day	Absentee	Early Voting
Jessica Cisneros	0	0	0	0
Henry Cuellar	0	0	0	0

DEM Lieutenant Governor

Vote For 1

	TOTAL	Election Day	Absentee	Early Voting
Michelle Beckley	0	0	0	0
Mike Collier	0	0	0	0

DEM Attorney General

Vote For 1

	TOTAL	Election Day	Absentee	Early Voting
Rochelle Mercedes Garza	0	0	0	0
Joe Jaworski	0	0	0	0

DEM Comptroller of Public Accounts

Vote For 1

	TOTAL	Election Day	Absentee	Early Voting
Angel Luis Vega	0	0	0	0
Janet T. Dudding	0	0	0	0

DEM Commissioner of the General Land Office

Vote For 1

	TOTAL	Election Day	Absentee	Early Voting
Sandragrace Martinez	0	0	0	0
Jay Kleberg	0	0	0	0

DEM County Judge County Races

Vote For 1

	TOTAL	Election Day	Absentee	Early Voting
Ina Minjarez	0	0	0	0
Peter Sakai	0	0	0	0

DEM Judge, County Court at Law No. 2 County Races

Vote For 1

	TOTAL	Election Day	Absentee	Early Voting
Melissa Saenz	0	0	0	0
Maria Teresa Garcia	0	0	0	0

Summary Results Report
May 24, 2022 Joint Primary Runoff Election
May 24, 2022

UNOFFICIAL RESULTS

Bexar County

4212

DEM District Clerk County Races

Vote For 1

	TOTAL	Election Day	Absentee	Early Voting
Gloria A. Martinez	0	0	0	0
Christine "Chris" Castillo	0	0	0	0

DEM Justice of the Peace, Precinct No. 4, Place 1 Justice of the Peace, Precinct No. 4

Vote For 1

	TOTAL	Election Day	Absentee	Early Voting
Yolanda Acuña Uresti	0	0	0	0
Michele Garcia	0	0	0	0

RETRIEVED FROM DEMOCRACYDOCKET.COM

Summary Results Report
May 24, 2022 Joint Primary Runoff Election
May 24, 2022

UNOFFICIAL RESULTS

Bexar County

4213

Statistics

	TOTAL	Election Day	Absentee	Early Voting
Registered Voters - Total	55			
Ballots Cast - Total	0	0	0	0
Ballots Cast - Democratic Party	0	0	0	0
Voter Turnout - Total	0.00%			

DEM Lieutenant Governor

Vote For 1

	TOTAL	Election Day	Absentee	Early Voting
Michelle Beckley	0	0	0	0
Mike Collier	0	0	0	0

DEM Attorney General

Vote For 1

	TOTAL	Election Day	Absentee	Early Voting
Rochelle Mercedes Garza	0	0	0	0
Joe Jaworski	0	0	0	0

DEM Comptroller of Public Accounts

Vote For 1

	TOTAL	Election Day	Absentee	Early Voting
Angel Luis Vega	0	0	0	0
Janet T. Dudding	0	0	0	0

DEM Commissioner of the General Land Office

Vote For 1

	TOTAL	Election Day	Absentee	Early Voting
Sandragrace Martinez	0	0	0	0
Jay Kleberg	0	0	0	0

DEM County Judge County Races

Vote For 1

	TOTAL	Election Day	Absentee	Early Voting
Ina Minjarez	0	0	0	0
Peter Sakai	0	0	0	0

DEM Judge, County Court at Law No. 2 County Races

Vote For 1

	TOTAL	Election Day	Absentee	Early Voting
Melissa Saenz	0	0	0	0
Maria Teresa Garcia	0	0	0	0

DEM District Clerk County Races

Vote For 1

	TOTAL	Election Day	Absentee	Early Voting
Gloria A. Martinez	0	0	0	0
Christine "Chris" Castillo	0	0	0	0

Summary Results Report
May 24, 2022 Joint Primary Runoff Election
May 24, 2022

UNOFFICIAL RESULTS

Bexar County

4213

DEM Justice of the Peace, Precinct No. 4, Place 1 Justice of the Peace, Precinct No. 4

Vote For 1

	TOTAL	Election Day	Absentee	Early Voting
Yolanda Acuña Uresti	0	0	0	0
Michele Garcia	0	0	0	0

RETRIEVED FROM DEMOCRACYDOCKET.COM

Summary Results Report
May 24, 2022 Joint Primary Runoff Election
May 24, 2022

UNOFFICIAL RESULTS

Bexar County

4214

Statistics

	TOTAL	Election Day	Absentee	Early Voting
Registered Voters - Total	1,924			
Ballots Cast - Total	220	109	9	102
Ballots Cast - Democratic Party	154	79	7	68
Voter Turnout - Total	11.43%			

DEM United States Representative, District 28 United States Representative, District 28

Vote For 1

	TOTAL	Election Day	Absentee	Early Voting
Jessica Cisneros	135	72	5	58
Henry Cuellar	17	7	2	8

DEM Lieutenant Governor

Vote For 1

	TOTAL	Election Day	Absentee	Early Voting
Michelle Beckley	106	59	4	43
Mike Collier	38	15	3	20

DEM Attorney General

Vote For 1

	TOTAL	Election Day	Absentee	Early Voting
Rochelle Mercedes Garza	117	62	5	50
Joe Jaworski	32	13	2	17

DEM Comptroller of Public Accounts

Vote For 1

	TOTAL	Election Day	Absentee	Early Voting
Angel Luis Vega	89	48	3	38
Janet T. Dudding	52	25	4	23

DEM Commissioner of the General Land Office

Vote For 1

	TOTAL	Election Day	Absentee	Early Voting
Sandragrace Martinez	112	61	4	47
Jay Kleberg	32	12	3	17

DEM County Judge County Races

Vote For 1

	TOTAL	Election Day	Absentee	Early Voting
Ina Minjarez	78	36	4	38
Peter Sakai	69	39	3	27

DEM Judge, County Court at Law No. 2 County Races

Vote For 1

	TOTAL	Election Day	Absentee	Early Voting
Melissa Saenz	75	38	4	33
Maria Teresa Garcia	66	35	3	28

Summary Results Report
May 24, 2022 Joint Primary Runoff Election
May 24, 2022

UNOFFICIAL RESULTS

Bexar County

4214

DEM District Clerk County Races

Vote For 1

	TOTAL	Election Day	Absentee	Early Voting
Gloria A. Martinez	78	36	4	38
Christine "Chris" Castillo	64	37	3	24

DEM Justice of the Peace, Precinct No. 4, Place 1 Justice of the Peace, Precinct No. 4

Vote For 1

	TOTAL	Election Day	Absentee	Early Voting
Yolanda Acuña Uresti	52	26	6	20
Michele Garcia	94	48	1	45

RETRIEVED FROM DEMOCRACYDOCKET.COM

Summary Results Report
May 24, 2022 Joint Primary Runoff Election
May 24, 2022

UNOFFICIAL RESULTS

Bexar County

4215

Statistics

	TOTAL	Election Day	Absentee	Early Voting
Registered Voters - Total	234			
Ballots Cast - Total	28	11	1	16
Ballots Cast - Democratic Party	20	8	0	12
Voter Turnout - Total	11.97%			

DEM United States Representative, District 28 United States Representative, District 28

Vote For 1

	TOTAL	Election Day	Absentee	Early Voting
Jessica Cisneros	17	7	0	10
Henry Cuellar	3	1	0	2

DEM Lieutenant Governor

Vote For 1

	TOTAL	Election Day	Absentee	Early Voting
Michelle Beckley	7	3	0	4
Mike Collier	10	3	0	7

DEM Attorney General

Vote For 1

	TOTAL	Election Day	Absentee	Early Voting
Rochelle Mercedes Garza	16	6	0	10
Joe Jaworski	3	1	0	2

DEM Comptroller of Public Accounts

Vote For 1

	TOTAL	Election Day	Absentee	Early Voting
Angel Luis Vega	14	7	0	7
Janet T. Dudding	5	0	0	5

DEM Commissioner of the General Land Office

Vote For 1

	TOTAL	Election Day	Absentee	Early Voting
Sandragrace Martinez	17	5	0	12
Jay Kleberg	1	1	0	0

DEM County Judge County Races

Vote For 1

	TOTAL	Election Day	Absentee	Early Voting
Ina Minjarez	13	4	0	9
Peter Sakai	6	4	0	2

DEM Judge, County Court at Law No. 2 County Races

Vote For 1

	TOTAL	Election Day	Absentee	Early Voting
Melissa Saenz	9	3	0	6
Maria Teresa Garcia	8	3	0	5

Summary Results Report
May 24, 2022 Joint Primary Runoff Election
May 24, 2022

UNOFFICIAL RESULTS

Bexar County

4215

DEM District Clerk County Races

Vote For 1

	TOTAL	Election Day	Absentee	Early Voting
Gloria A. Martinez	9	3	0	6
Christine "Chris" Castillo	7	2	0	5

DEM Justice of the Peace, Precinct No. 4, Place 1 Justice of the Peace, Precinct No. 4

Vote For 1

	TOTAL	Election Day	Absentee	Early Voting
Yolanda Acuña Uresti	11	4	0	7
Michele Garcia	9	4	0	5

RETRIEVED FROM DEMOCRACYDOCKET.COM

Summary Results Report
May 24, 2022 Joint Primary Runoff Election
May 24, 2022

UNOFFICIAL RESULTS

Bexar County

4216

Statistics

	TOTAL	Election Day	Absentee	Early Voting
Registered Voters - Total	814			
Ballots Cast - Total	58	26	9	23
Ballots Cast - Democratic Party	50	18	9	23
Voter Turnout - Total	7.13%			

DEM United States Representative, District 28 United States Representative, District 28

Vote For 1

	TOTAL	Election Day	Absentee	Early Voting
Jessica Cisneros	34	13	4	17
Henry Cuellar	16	5	5	6

DEM Lieutenant Governor

Vote For 1

	TOTAL	Election Day	Absentee	Early Voting
Michelle Beckley	31	11	5	15
Mike Collier	12	2	4	6

DEM Attorney General

Vote For 1

	TOTAL	Election Day	Absentee	Early Voting
Rochelle Mercedes Garza	34	12	5	17
Joe Jaworski	10	2	4	4

DEM Comptroller of Public Accounts

Vote For 1

	TOTAL	Election Day	Absentee	Early Voting
Angel Luis Vega	34	11	8	15
Janet T. Dudding	11	4	1	6

DEM Commissioner of the General Land Office

Vote For 1

	TOTAL	Election Day	Absentee	Early Voting
Sandragrace Martinez	35	13	5	17
Jay Kleberg	9	1	4	4

DEM County Judge County Races

Vote For 1

	TOTAL	Election Day	Absentee	Early Voting
Ina Minjarez	23	12	4	7
Peter Sakai	27	6	5	16

DEM Judge, County Court at Law No. 2 County Races

Vote For 1

	TOTAL	Election Day	Absentee	Early Voting
Melissa Saenz	30	12	6	12
Maria Teresa Garcia	14	2	3	9

Summary Results Report
May 24, 2022 Joint Primary Runoff Election
May 24, 2022

UNOFFICIAL RESULTS

Bexar County

4216

DEM District Clerk County Races

Vote For 1

	TOTAL	Election Day	Absentee	Early Voting
Gloria A. Martinez	34	12	6	16
Christine "Chris" Castillo	11	3	3	5

DEM Justice of the Peace, Precinct No. 4, Place 1 Justice of the Peace, Precinct No. 4

Vote For 1

	TOTAL	Election Day	Absentee	Early Voting
Yolanda Acuña Uresti	14	7	1	6
Michele Garcia	32	8	8	16

RETRIEVED FROM DEMOCRACYDOCKET.COM

Summary Results Report
May 24, 2022 Joint Primary Runoff Election
May 24, 2022

UNOFFICIAL RESULTS

Bexar County

4217

Statistics

	TOTAL	Election Day	Absentee	Early Voting
Registered Voters - Total	154			
Ballots Cast - Total	5	2	1	2
Ballots Cast - Democratic Party	2	1	1	0
Voter Turnout - Total	3.25%			

DEM United States Representative, District 28 United States Representative, District 28

Vote For 1

	TOTAL	Election Day	Absentee	Early Voting
Jessica Cisneros	1	1	0	0
Henry Cuellar	1	0	1	0

DEM Lieutenant Governor

Vote For 1

	TOTAL	Election Day	Absentee	Early Voting
Michelle Beckley	1	0	1	0
Mike Collier	1	1	0	0

DEM Attorney General

Vote For 1

	TOTAL	Election Day	Absentee	Early Voting
Rochelle Mercedes Garza	1	0	1	0
Joe Jaworski	1	1	0	0

DEM Comptroller of Public Accounts

Vote For 1

	TOTAL	Election Day	Absentee	Early Voting
Angel Luis Vega	1	1	0	0
Janet T. Dudding	1	0	1	0

DEM Commissioner of the General Land Office

Vote For 1

	TOTAL	Election Day	Absentee	Early Voting
Sandragrace Martinez	1	0	1	0
Jay Kleberg	1	1	0	0

DEM County Judge County Races

Vote For 1

	TOTAL	Election Day	Absentee	Early Voting
Ina Minjarez	1	1	0	0
Peter Sakai	1	0	1	0

DEM Judge, County Court at Law No. 2 County Races

Vote For 1

	TOTAL	Election Day	Absentee	Early Voting
Melissa Saenz	1	1	0	0
Maria Teresa Garcia	1	0	1	0

Summary Results Report
May 24, 2022 Joint Primary Runoff Election
May 24, 2022

UNOFFICIAL RESULTS

Bexar County

4217

DEM District Clerk County Races

Vote For 1

	TOTAL	Election Day	Absentee	Early Voting
Gloria A. Martinez	0	0	0	0
Christine "Chris" Castillo	2	1	1	0

DEM Justice of the Peace, Precinct No. 4, Place 1 Justice of the Peace, Precinct No. 4

Vote For 1

	TOTAL	Election Day	Absentee	Early Voting
Yolanda Acuña Uresti	0	0	0	0
Michele Garcia	2	1	1	0

RETRIEVED FROM DEMOCRACYDOCKET.COM

Summary Results Report
May 24, 2022 Joint Primary Runoff Election
May 24, 2022

UNOFFICIAL RESULTS

Bexar County

4218

Statistics

	TOTAL	Election Day	Absentee	Early Voting
Registered Voters - Total	107			
Ballots Cast - Total	4	2	0	2
Ballots Cast - Democratic Party	3	2	0	1
Voter Turnout - Total	3.74%			

DEM Lieutenant Governor

Vote For 1

	TOTAL	Election Day	Absentee	Early Voting
Michelle Beckley	1	1	0	0
Mike Collier	2	1	0	1

DEM Attorney General

Vote For 1

	TOTAL	Election Day	Absentee	Early Voting
Rochelle Mercedes Garza	2	2	0	0
Joe Jaworski	1	0	0	1

DEM Comptroller of Public Accounts

Vote For 1

	TOTAL	Election Day	Absentee	Early Voting
Angel Luis Vega	3	2	0	1
Janet T. Dudding	0	0	0	0

DEM Commissioner of the General Land Office

Vote For 1

	TOTAL	Election Day	Absentee	Early Voting
Sandragrace Martinez	1	1	0	0
Jay Kleberg	2	1	0	1

DEM County Judge County Races

Vote For 1

	TOTAL	Election Day	Absentee	Early Voting
Ina Minjarez	0	0	0	0
Peter Sakai	3	2	0	1

DEM Judge, County Court at Law No. 2 County Races

Vote For 1

	TOTAL	Election Day	Absentee	Early Voting
Melissa Saenz	1	1	0	0
Maria Teresa Garcia	2	1	0	1

DEM District Clerk County Races

Vote For 1

	TOTAL	Election Day	Absentee	Early Voting
Gloria A. Martinez	2	1	0	1
Christine "Chris" Castillo	1	1	0	0

Summary Results Report
May 24, 2022 Joint Primary Runoff Election
May 24, 2022

UNOFFICIAL RESULTS

Bexar County

4218

DEM Justice of the Peace, Precinct No. 4, Place 1 Justice of the Peace, Precinct No. 4

Vote For 1

	TOTAL	Election Day	Absentee	Early Voting
Yolanda Acuña Uresti	1	1	0	0
Michele Garcia	2	1	0	1

RETRIEVED FROM DEMOCRACYDOCKET.COM

Summary Results Report
May 24, 2022 Joint Primary Runoff Election
May 24, 2022

UNOFFICIAL RESULTS

Bexar County

4219

Statistics

	TOTAL	Election Day	Absentee	Early Voting
Registered Voters - Total	13			
Ballots Cast - Total	0	0	0	0
Ballots Cast - Democratic Party	0	0	0	0
Voter Turnout - Total	0.00%			

DEM United States Representative, District 28 United States Representative, District 28

Vote For 1

	TOTAL	Election Day	Absentee	Early Voting
Jessica Cisneros	0	0	0	0
Henry Cuellar	0	0	0	0

DEM Lieutenant Governor

Vote For 1

	TOTAL	Election Day	Absentee	Early Voting
Michelle Beckley	0	0	0	0
Mike Collier	0	0	0	0

DEM Attorney General

Vote For 1

	TOTAL	Election Day	Absentee	Early Voting
Rochelle Mercedes Garza	0	0	0	0
Joe Jaworski	0	0	0	0

DEM Comptroller of Public Accounts

Vote For 1

	TOTAL	Election Day	Absentee	Early Voting
Angel Luis Vega	0	0	0	0
Janet T. Dudding	0	0	0	0

DEM Commissioner of the General Land Office

Vote For 1

	TOTAL	Election Day	Absentee	Early Voting
Sandragrace Martinez	0	0	0	0
Jay Kleberg	0	0	0	0

DEM County Judge County Races

Vote For 1

	TOTAL	Election Day	Absentee	Early Voting
Ina Minjarez	0	0	0	0
Peter Sakai	0	0	0	0

DEM Judge, County Court at Law No. 2 County Races

Vote For 1

	TOTAL	Election Day	Absentee	Early Voting
Melissa Saenz	0	0	0	0
Maria Teresa Garcia	0	0	0	0

Summary Results Report
May 24, 2022 Joint Primary Runoff Election
May 24, 2022

UNOFFICIAL RESULTS

Bexar County

4219

DEM District Clerk County Races

Vote For 1

	TOTAL	Election Day	Absentee	Early Voting
Gloria A. Martinez	0	0	0	0
Christine "Chris" Castillo	0	0	0	0

DEM Justice of the Peace, Precinct No. 4, Place 1 Justice of the Peace, Precinct No. 4

Vote For 1

	TOTAL	Election Day	Absentee	Early Voting
Yolanda Acuña Uresti	0	0	0	0
Michele Garcia	0	0	0	0

RETRIEVED FROM DEMOCRACYDOCKET.COM

Summary Results Report
May 24, 2022 Joint Primary Runoff Election
May 24, 2022

UNOFFICIAL RESULTS

Bexar County

4220

Statistics

	TOTAL	Election Day	Absentee	Early Voting
Registered Voters - Total	9			
Ballots Cast - Total	1	1	0	0
Ballots Cast - Democratic Party	1	1	0	0
Voter Turnout - Total	11.11%			

DEM United States Representative, District 28 United States Representative, District 28

Vote For 1

	TOTAL	Election Day	Absentee	Early Voting
Jessica Cisneros	1	1	0	0
Henry Cuellar	0	0	0	0

DEM Lieutenant Governor

Vote For 1

	TOTAL	Election Day	Absentee	Early Voting
Michelle Beckley	1	1	0	0
Mike Collier	0	0	0	0

DEM Attorney General

Vote For 1

	TOTAL	Election Day	Absentee	Early Voting
Rochelle Mercedes Garza	1	1	0	0
Joe Jaworski	0	0	0	0

DEM Comptroller of Public Accounts

Vote For 1

	TOTAL	Election Day	Absentee	Early Voting
Angel Luis Vega	0	0	0	0
Janet T. Dudding	1	1	0	0

DEM Commissioner of the General Land Office

Vote For 1

	TOTAL	Election Day	Absentee	Early Voting
Sandragrace Martinez	0	0	0	0
Jay Kleberg	1	1	0	0

DEM County Judge County Races

Vote For 1

	TOTAL	Election Day	Absentee	Early Voting
Ina Minjarez	0	0	0	0
Peter Sakai	1	1	0	0

DEM Judge, County Court at Law No. 2 County Races

Vote For 1

	TOTAL	Election Day	Absentee	Early Voting
Melissa Saenz	0	0	0	0
Maria Teresa Garcia	1	1	0	0

Summary Results Report
May 24, 2022 Joint Primary Runoff Election
May 24, 2022

UNOFFICIAL RESULTS

Bexar County

4220

DEM District Clerk County Races

Vote For 1

	TOTAL	Election Day	Absentee	Early Voting
Gloria A. Martinez	1	1	0	0
Christine "Chris" Castillo	0	0	0	0

DEM Justice of the Peace, Precinct No. 4, Place 1 Justice of the Peace, Precinct No. 4

Vote For 1

	TOTAL	Election Day	Absentee	Early Voting
Yolanda Acuña Uresti	1	1	0	0
Michele Garcia	0	0	0	0

RETRIEVED FROM DEMOCRACYDOCKET.COM

Summary Results Report
May 24, 2022 Joint Primary Runoff Election
May 24, 2022

UNOFFICIAL RESULTS

Bexar County

4221

Statistics

	TOTAL	Election Day	Absentee	Early Voting
Registered Voters - Total	0			
Ballots Cast - Total	0	0	0	0
Ballots Cast - Democratic Party	0	0	0	0
Voter Turnout - Total	0.00%			

DEM United States Representative, District 21 United States Representative, District 21

Vote For 1

	TOTAL	Election Day	Absentee	Early Voting
Claudia Andreana Zapata	0	0	0	0
Ricardo Villarreal	0	0	0	0

DEM Lieutenant Governor

Vote For 1

	TOTAL	Election Day	Absentee	Early Voting
Michelle Beckley	0	0	0	0
Mike Collier	0	0	0	0

DEM Attorney General

Vote For 1

	TOTAL	Election Day	Absentee	Early Voting
Rochelle Mercedes Garza	0	0	0	0
Joe Jaworski	0	0	0	0

DEM Comptroller of Public Accounts

Vote For 1

	TOTAL	Election Day	Absentee	Early Voting
Angel Luis Vega	0	0	0	0
Janet T. Dudding	0	0	0	0

DEM Commissioner of the General Land Office

Vote For 1

	TOTAL	Election Day	Absentee	Early Voting
Sandragrace Martinez	0	0	0	0
Jay Kleberg	0	0	0	0

DEM County Judge County Races

Vote For 1

	TOTAL	Election Day	Absentee	Early Voting
Ina Minjarez	0	0	0	0
Peter Sakai	0	0	0	0

DEM Judge, County Court at Law No. 2 County Races

Vote For 1

	TOTAL	Election Day	Absentee	Early Voting
Melissa Saenz	0	0	0	0
Maria Teresa Garcia	0	0	0	0

Summary Results Report
May 24, 2022 Joint Primary Runoff Election
May 24, 2022

UNOFFICIAL RESULTS

Bexar County

4221

DEM District Clerk County Races

Vote For 1

	TOTAL	Election Day	Absentee	Early Voting
Gloria A. Martinez	0	0	0	0
Christine "Chris" Castillo	0	0	0	0

DEM Justice of the Peace, Precinct No. 4, Place 1 Justice of the Peace, Precinct No. 4

Vote For 1

	TOTAL	Election Day	Absentee	Early Voting
Yolanda Acuña Uresti	0	0	0	0
Michele Garcia	0	0	0	0

RETRIEVED FROM DEMOCRACYDOCKET.COM

Summary Results Report
May 24, 2022 Joint Primary Runoff Election
May 24, 2022

UNOFFICIAL RESULTS

Bexar County

4222

Statistics

	TOTAL	Election Day	Absentee	Early Voting
Registered Voters - Total	268			
Ballots Cast - Total	50	18	10	22
Ballots Cast - Democratic Party	14	3	3	8
Voter Turnout - Total	18.66%			

DEM United States Representative, District 21 United States Representative, District 21

Vote For 1

	TOTAL	Election Day	Absentee	Early Voting
Claudia Andreana Zapata	6	3	2	1
Ricardo Villarreal	7	0	1	6

DEM Lieutenant Governor

Vote For 1

	TOTAL	Election Day	Absentee	Early Voting
Michelle Beckley	4	1	2	1
Mike Collier	8	1	1	6

DEM Attorney General

Vote For 1

	TOTAL	Election Day	Absentee	Early Voting
Rochelle Mercedes Garza	10	3	3	4
Joe Jaworski	3	0	0	3

DEM Comptroller of Public Accounts

Vote For 1

	TOTAL	Election Day	Absentee	Early Voting
Angel Luis Vega	2	1	0	1
Janet T. Dudding	11	2	3	6

DEM Commissioner of the General Land Office

Vote For 1

	TOTAL	Election Day	Absentee	Early Voting
Sandragrace Martinez	1	0	1	0
Jay Kleberg	13	3	2	8

DEM County Judge County Races

Vote For 1

	TOTAL	Election Day	Absentee	Early Voting
Ina Minjarez	5	2	1	2
Peter Sakai	9	1	2	6

DEM Judge, County Court at Law No. 2 County Races

Vote For 1

	TOTAL	Election Day	Absentee	Early Voting
Melissa Saenz	8	2	1	5
Maria Teresa Garcia	4	0	2	2

Summary Results Report
May 24, 2022 Joint Primary Runoff Election
May 24, 2022

UNOFFICIAL RESULTS

Bexar County

4222

DEM District Clerk County Races

Vote For 1

	TOTAL	Election Day	Absentee	Early Voting
Gloria A. Martinez	4	0	2	2
Christine "Chris" Castillo	8	2	1	5

DEM Justice of the Peace, Precinct No. 4, Place 1 Justice of the Peace, Precinct No. 4

Vote For 1

	TOTAL	Election Day	Absentee	Early Voting
Yolanda Acuña Uresti	3	0	1	2
Michele Garcia	8	2	1	5

RETRIEVED FROM DEMOCRACYDOCKET.COM

Summary Results Report
May 24, 2022 Joint Primary Runoff Election
May 24, 2022

UNOFFICIAL RESULTS

Bexar County

4223

Statistics

	TOTAL	Election Day	Absentee	Early Voting
Registered Voters - Total	25			
Ballots Cast - Total	2	0	0	2
Ballots Cast - Democratic Party	0	0	0	0
Voter Turnout - Total	8.00%			

DEM United States Representative, District 28 United States Representative, District 28

Vote For 1

	TOTAL	Election Day	Absentee	Early Voting
Jessica Cisneros	0	0	0	0
Henry Cuellar	0	0	0	0

DEM Lieutenant Governor

Vote For 1

	TOTAL	Election Day	Absentee	Early Voting
Michelle Beckley	0	0	0	0
Mike Collier	0	0	0	0

DEM Attorney General

Vote For 1

	TOTAL	Election Day	Absentee	Early Voting
Rochelle Mercedes Garza	0	0	0	0
Joe Jaworski	0	0	0	0

DEM Comptroller of Public Accounts

Vote For 1

	TOTAL	Election Day	Absentee	Early Voting
Angel Luis Vega	0	0	0	0
Janet T. Dudding	0	0	0	0

DEM Commissioner of the General Land Office

Vote For 1

	TOTAL	Election Day	Absentee	Early Voting
Sandragrace Martinez	0	0	0	0
Jay Kleberg	0	0	0	0

DEM County Judge County Races

Vote For 1

	TOTAL	Election Day	Absentee	Early Voting
Ina Minjarez	0	0	0	0
Peter Sakai	0	0	0	0

DEM Judge, County Court at Law No. 2 County Races

Vote For 1

	TOTAL	Election Day	Absentee	Early Voting
Melissa Saenz	0	0	0	0
Maria Teresa Garcia	0	0	0	0

Summary Results Report
May 24, 2022 Joint Primary Runoff Election
May 24, 2022

UNOFFICIAL RESULTS

Bexar County

4223

DEM District Clerk County Races

Vote For 1

	TOTAL	Election Day	Absentee	Early Voting
Gloria A. Martinez	0	0	0	0
Christine "Chris" Castillo	0	0	0	0

DEM Justice of the Peace, Precinct No. 4, Place 1 Justice of the Peace, Precinct No. 4

Vote For 1

	TOTAL	Election Day	Absentee	Early Voting
Yolanda Acuña Uresti	0	0	0	0
Michele Garcia	0	0	0	0

RETRIEVED FROM DEMOCRACYDOCKET.COM

Summary Results Report
May 24, 2022 Joint Primary Runoff Election
May 24, 2022

UNOFFICIAL RESULTS

Bexar County

4224

Statistics

	TOTAL	Election Day	Absentee	Early Voting
Registered Voters - Total	0			
Ballots Cast - Total	0	0	0	0
Ballots Cast - Democratic Party	0	0	0	0
Voter Turnout - Total	0.00%			

DEM United States Representative, District 21 United States Representative, District 21

Vote For 1

	TOTAL	Election Day	Absentee	Early Voting
Claudia Andreana Zapata	0	0	0	0
Ricardo Villarreal	0	0	0	0

DEM Lieutenant Governor

Vote For 1

	TOTAL	Election Day	Absentee	Early Voting
Michelle Beckley	0	0	0	0
Mike Collier	0	0	0	0

DEM Attorney General

Vote For 1

	TOTAL	Election Day	Absentee	Early Voting
Rochelle Mercedes Garza	0	0	0	0
Joe Jaworski	0	0	0	0

DEM Comptroller of Public Accounts

Vote For 1

	TOTAL	Election Day	Absentee	Early Voting
Angel Luis Vega	0	0	0	0
Janet T. Dudding	0	0	0	0

DEM Commissioner of the General Land Office

Vote For 1

	TOTAL	Election Day	Absentee	Early Voting
Sandragrace Martinez	0	0	0	0
Jay Kleberg	0	0	0	0

DEM County Judge County Races

Vote For 1

	TOTAL	Election Day	Absentee	Early Voting
Ina Minjarez	0	0	0	0
Peter Sakai	0	0	0	0

DEM Judge, County Court at Law No. 2 County Races

Vote For 1

	TOTAL	Election Day	Absentee	Early Voting
Melissa Saenz	0	0	0	0
Maria Teresa Garcia	0	0	0	0

Summary Results Report
May 24, 2022 Joint Primary Runoff Election
May 24, 2022

UNOFFICIAL RESULTS

Bexar County

4224

DEM District Clerk County Races

Vote For 1

	TOTAL	Election Day	Absentee	Early Voting
Gloria A. Martinez	0	0	0	0
Christine "Chris" Castillo	0	0	0	0

DEM Justice of the Peace, Precinct No. 4, Place 1 Justice of the Peace, Precinct No. 4

Vote For 1

	TOTAL	Election Day	Absentee	Early Voting
Yolanda Acuña Uresti	0	0	0	0
Michele Garcia	0	0	0	0

RETRIEVED FROM DEMOCRACYDOCKET.COM

Summary Results Report
May 24, 2022 Joint Primary Runoff Election
May 24, 2022

UNOFFICIAL RESULTS

Bexar County

4225

Statistics

	TOTAL	Election Day	Absentee	Early Voting
Registered Voters - Total	655			
Ballots Cast - Total	59	23	5	31
Ballots Cast - Democratic Party	41	16	3	22
Voter Turnout - Total	9.01%			

DEM United States Representative, District 28 United States Representative, District 28

Vote For 1

	TOTAL	Election Day	Absentee	Early Voting
Jessica Cisneros	37	14	2	21
Henry Cuellar	4	2	1	1

DEM Lieutenant Governor

Vote For 1

	TOTAL	Election Day	Absentee	Early Voting
Michelle Beckley	23	12	0	11
Mike Collier	13	2	2	9

DEM Attorney General

Vote For 1

	TOTAL	Election Day	Absentee	Early Voting
Rochelle Mercedes Garza	28	11	2	15
Joe Jaworski	7	2	1	4

DEM Comptroller of Public Accounts

Vote For 1

	TOTAL	Election Day	Absentee	Early Voting
Angel Luis Vega	18	7	1	10
Janet T. Dudding	18	7	2	9

DEM Commissioner of the General Land Office

Vote For 1

	TOTAL	Election Day	Absentee	Early Voting
Sandragrace Martinez	30	13	0	17
Jay Kleberg	6	1	3	2

DEM County Judge County Races

Vote For 1

	TOTAL	Election Day	Absentee	Early Voting
Ina Minjarez	19	9	1	9
Peter Sakai	19	6	2	11

DEM Judge, County Court at Law No. 2 County Races

Vote For 1

	TOTAL	Election Day	Absentee	Early Voting
Melissa Saenz	19	6	2	11
Maria Teresa Garcia	15	7	1	7

Summary Results Report
May 24, 2022 Joint Primary Runoff Election
May 24, 2022

UNOFFICIAL RESULTS

Bexar County

4225

DEM District Clerk County Races

Vote For 1

	TOTAL	Election Day	Absentee	Early Voting
Gloria A. Martinez	21	7	1	13
Christine "Chris" Castillo	16	7	2	7

DEM Justice of the Peace, Precinct No. 4, Place 1 Justice of the Peace, Precinct No. 4

Vote For 1

	TOTAL	Election Day	Absentee	Early Voting
Yolanda Acuña Uresti	19	9	1	9
Michele Garcia	18	5	2	11

RETRIEVED FROM DEMOCRACYDOCKET.COM

Summary Results Report
May 24, 2022 Joint Primary Runoff Election
May 24, 2022

UNOFFICIAL RESULTS

Bexar County

4226

Statistics

	TOTAL	Election Day	Absentee	Early Voting
Registered Voters - Total	176			
Ballots Cast - Total	35	12	8	15
Ballots Cast - Democratic Party	15	4	4	7
Voter Turnout - Total	19.89%			

DEM United States Representative, District 28 United States Representative, District 28

Vote For 1

	TOTAL	Election Day	Absentee	Early Voting
Jessica Cisneros	14	4	4	6
Henry Cuellar	1	0	0	1

DEM Lieutenant Governor

Vote For 1

	TOTAL	Election Day	Absentee	Early Voting
Michelle Beckley	5	1	0	4
Mike Collier	9	2	4	3

DEM Attorney General

Vote For 1

	TOTAL	Election Day	Absentee	Early Voting
Rochelle Mercedes Garza	9	2	2	5
Joe Jaworski	4	0	2	2

DEM Comptroller of Public Accounts

Vote For 1

	TOTAL	Election Day	Absentee	Early Voting
Angel Luis Vega	4	1	0	3
Janet T. Dudding	6	0	2	4

DEM Commissioner of the General Land Office

Vote For 1

	TOTAL	Election Day	Absentee	Early Voting
Sandragrace Martinez	6	2	0	4
Jay Kleberg	7	0	4	3

DEM County Judge County Races

Vote For 1

	TOTAL	Election Day	Absentee	Early Voting
Ina Minjarez	7	2	2	3
Peter Sakai	8	2	2	4

DEM Judge, County Court at Law No. 2 County Races

Vote For 1

	TOTAL	Election Day	Absentee	Early Voting
Melissa Saenz	10	2	2	6
Maria Teresa Garcia	1	0	0	1

Summary Results Report
May 24, 2022 Joint Primary Runoff Election
May 24, 2022

UNOFFICIAL RESULTS

Bexar County

4226

DEM District Clerk County Races

Vote For 1

	TOTAL	Election Day	Absentee	Early Voting
Gloria A. Martinez	6	2	0	4
Christine "Chris" Castillo	5	0	2	3

DEM Justice of the Peace, Precinct No. 4, Place 1 Justice of the Peace, Precinct No. 4

Vote For 1

	TOTAL	Election Day	Absentee	Early Voting
Yolanda Acuña Uresti	3	1	0	2
Michele Garcia	8	1	2	5

RETRIEVED FROM DEMOCRACYDOCKET.COM

Summary Results Report
May 24, 2022 Joint Primary Runoff Election
May 24, 2022

UNOFFICIAL RESULTS

Bexar County

4227

Statistics

	TOTAL	Election Day	Absentee	Early Voting
Registered Voters - Total	0			
Ballots Cast - Total	0	0	0	0
Ballots Cast - Democratic Party	0	0	0	0
Voter Turnout - Total	0.00%			

DEM United States Representative, District 28 United States Representative, District 28

Vote For 1

	TOTAL	Election Day	Absentee	Early Voting
Jessica Cisneros	0	0	0	0
Henry Cuellar	0	0	0	0

DEM Lieutenant Governor

Vote For 1

	TOTAL	Election Day	Absentee	Early Voting
Michelle Beckley	0	0	0	0
Mike Collier	0	0	0	0

DEM Attorney General

Vote For 1

	TOTAL	Election Day	Absentee	Early Voting
Rochelle Mercedes Garza	0	0	0	0
Joe Jaworski	0	0	0	0

DEM Comptroller of Public Accounts

Vote For 1

	TOTAL	Election Day	Absentee	Early Voting
Angel Luis Vega	0	0	0	0
Janet T. Dudding	0	0	0	0

DEM Commissioner of the General Land Office

Vote For 1

	TOTAL	Election Day	Absentee	Early Voting
Sandragrace Martinez	0	0	0	0
Jay Kleberg	0	0	0	0

DEM County Judge County Races

Vote For 1

	TOTAL	Election Day	Absentee	Early Voting
Ina Minjarez	0	0	0	0
Peter Sakai	0	0	0	0

DEM Judge, County Court at Law No. 2 County Races

Vote For 1

	TOTAL	Election Day	Absentee	Early Voting
Melissa Saenz	0	0	0	0
Maria Teresa Garcia	0	0	0	0

Summary Results Report
May 24, 2022 Joint Primary Runoff Election
May 24, 2022

UNOFFICIAL RESULTS

Bexar County

4227

DEM District Clerk County Races

Vote For 1

	TOTAL	Election Day	Absentee	Early Voting
Gloria A. Martinez	0	0	0	0
Christine "Chris" Castillo	0	0	0	0

DEM Justice of the Peace, Precinct No. 4, Place 1 Justice of the Peace, Precinct No. 4

Vote For 1

	TOTAL	Election Day	Absentee	Early Voting
Yolanda Acuña Uresti	0	0	0	0
Michele Garcia	0	0	0	0

RETRIEVED FROM DEMOCRACYDOCKET.COM

Summary Results Report
May 24, 2022 Joint Primary Runoff Election
May 24, 2022

UNOFFICIAL RESULTS

Bexar County

4228

Statistics

	TOTAL	Election Day	Absentee	Early Voting
Registered Voters - Total	772			
Ballots Cast - Total	71	25	3	43
Ballots Cast - Democratic Party	50	15	1	34
Voter Turnout - Total	9.20%			

DEM Lieutenant Governor

Vote For 1

	TOTAL	Election Day	Absentee	Early Voting
Michelle Beckley	18	7	0	11
Mike Collier	29	7	1	21

DEM Attorney General

Vote For 1

	TOTAL	Election Day	Absentee	Early Voting
Rochelle Mercedes Garza	33	11	1	21
Joe Jaworski	14	3	0	11

DEM Comptroller of Public Accounts

Vote For 1

	TOTAL	Election Day	Absentee	Early Voting
Angel Luis Vega	14	6	0	8
Janet T. Dudding	31	8	1	22

DEM Commissioner of the General Land Office

Vote For 1

	TOTAL	Election Day	Absentee	Early Voting
Sandragrace Martinez	16	7	0	9
Jay Kleberg	30	7	1	22

DEM County Judge County Races

Vote For 1

	TOTAL	Election Day	Absentee	Early Voting
Ina Minjarez	20	8	0	12
Peter Sakai	29	7	1	21

DEM Judge, County Court at Law No. 2 County Races

Vote For 1

	TOTAL	Election Day	Absentee	Early Voting
Melissa Saenz	37	12	1	24
Maria Teresa Garcia	9	2	0	7

DEM District Clerk County Races

Vote For 1

	TOTAL	Election Day	Absentee	Early Voting
Gloria A. Martinez	20	8	0	12
Christine "Chris" Castillo	26	6	1	19

Summary Results Report
May 24, 2022 Joint Primary Runoff Election
May 24, 2022

UNOFFICIAL RESULTS

Bexar County

4228

DEM Justice of the Peace, Precinct No. 4, Place 1 Justice of the Peace, Precinct No. 4

Vote For 1

	TOTAL	Election Day	Absentee	Early Voting
Yolanda Acuña Uresti	20	6	0	14
Michele Garcia	21	7	1	13

RETRIEVED FROM DEMOCRACYDOCKET.COM

Summary Results Report
May 24, 2022 Joint Primary Runoff Election
May 24, 2022

UNOFFICIAL RESULTS

Bexar County

4229

Statistics

	TOTAL	Election Day	Absentee	Early Voting
Registered Voters - Total	2,344			
Ballots Cast - Total	122	68	18	36
Ballots Cast - Democratic Party	94	49	16	29
Voter Turnout - Total	5.20%			

DEM Lieutenant Governor

Vote For 1

	TOTAL	Election Day	Absentee	Early Voting
Michelle Beckley	64	33	13	18
Mike Collier	27	14	3	10

DEM Attorney General

Vote For 1

	TOTAL	Election Day	Absentee	Early Voting
Rochelle Mercedes Garza	73	41	13	19
Joe Jaworski	19	7	3	9

DEM Comptroller of Public Accounts

Vote For 1

	TOTAL	Election Day	Absentee	Early Voting
Angel Luis Vega	47	24	10	13
Janet T. Dudding	44	23	6	15

DEM Commissioner of the General Land Office

Vote For 1

	TOTAL	Election Day	Absentee	Early Voting
Sandragrace Martinez	67	33	12	22
Jay Kleberg	23	14	3	6

DEM County Judge County Races

Vote For 1

	TOTAL	Election Day	Absentee	Early Voting
Ina Minjarez	33	22	4	7
Peter Sakai	58	26	12	20

DEM Judge, County Court at Law No. 2 County Races

Vote For 1

	TOTAL	Election Day	Absentee	Early Voting
Melissa Saenz	43	21	11	11
Maria Teresa Garcia	47	26	5	16

DEM District Clerk County Races

Vote For 1

	TOTAL	Election Day	Absentee	Early Voting
Gloria A. Martinez	58	32	7	19
Christine "Chris" Castillo	34	16	9	9

Summary Results Report
May 24, 2022 Joint Primary Runoff Election
May 24, 2022

UNOFFICIAL RESULTS

Bexar County

4229

DEM Justice of the Peace, Precinct No. 4, Place 1 Justice of the Peace, Precinct No. 4

Vote For 1

	TOTAL	Election Day	Absentee	Early Voting
Yolanda Acuña Uresti	34	20	1	13
Michele Garcia	54	26	15	13

RETRIEVED FROM DEMOCRACYDOCKET.COM

Summary Results Report
May 24, 2022 Joint Primary Runoff Election
May 24, 2022

UNOFFICIAL RESULTS

Bexar County

4230

Statistics

	TOTAL	Election Day	Absentee	Early Voting
Registered Voters - Total	2,211			
Ballots Cast - Total	110	60	11	39
Ballots Cast - Democratic Party	99	55	10	34
Voter Turnout - Total	4.98%			

DEM Lieutenant Governor

Vote For 1

	TOTAL	Election Day	Absentee	Early Voting
Michelle Beckley	70	43	6	21
Mike Collier	26	12	4	10

DEM Attorney General

Vote For 1

	TOTAL	Election Day	Absentee	Early Voting
Rochelle Mercedes Garza	78	44	8	26
Joe Jaworski	18	11	2	5

DEM Comptroller of Public Accounts

Vote For 1

	TOTAL	Election Day	Absentee	Early Voting
Angel Luis Vega	39	26	2	11
Janet T. Dudding	55	26	8	21

DEM Commissioner of the General Land Office

Vote For 1

	TOTAL	Election Day	Absentee	Early Voting
Sandragrace Martinez	71	44	5	22
Jay Kleberg	24	9	5	10

DEM County Judge County Races

Vote For 1

	TOTAL	Election Day	Absentee	Early Voting
Ina Minjarez	51	34	7	10
Peter Sakai	45	18	3	24

DEM Judge, County Court at Law No. 2 County Races

Vote For 1

	TOTAL	Election Day	Absentee	Early Voting
Melissa Saenz	62	37	8	17
Maria Teresa Garcia	29	15	1	13

DEM District Clerk County Races

Vote For 1

	TOTAL	Election Day	Absentee	Early Voting
Gloria A. Martinez	58	31	6	21
Christine "Chris" Castillo	34	22	3	9

Summary Results Report
May 24, 2022 Joint Primary Runoff Election
May 24, 2022

UNOFFICIAL RESULTS

Bexar County

4230

DEM Justice of the Peace, Precinct No. 4, Place 1 Justice of the Peace, Precinct No. 4

Vote For 1

	TOTAL	Election Day	Absentee	Early Voting
Yolanda Acuña Uresti	58	31	6	21
Michele Garcia	37	22	4	11

RETRIEVED FROM DEMOCRACYDOCKET.COM

Summary Results Report
May 24, 2022 Joint Primary Runoff Election
May 24, 2022

UNOFFICIAL RESULTS

Bexar County

5021

Statistics

	TOTAL	Election Day	Absentee	Early Voting
Registered Voters - Total	0			
Ballots Cast - Total	2	0	2	0
Ballots Cast - Democratic Party	2	0	2	0
Voter Turnout - Total	0.00%			

DEM United States Representative, District 21 United States Representative, District 21

Vote For 1

	TOTAL	Election Day	Absentee	Early Voting
Claudia Andreana Zapata	2	0	2	0
Ricardo Villarreal	0	0	0	0

RETRIEVED FROM DEMOCRACYDOCKET.COM

Summary Results Report
May 24, 2022 Joint Primary Runoff Election
May 24, 2022

UNOFFICIAL RESULTS

Bexar County

5028

Statistics

	TOTAL	Election Day	Absentee	Early Voting
Registered Voters - Total	0			
Ballots Cast - Total	3	0	3	0
Ballots Cast - Democratic Party	3	0	3	0
Voter Turnout - Total	0.00%			

DEM United States Representative, District 28 United States Representative, District 28

Vote For 1

	TOTAL	Election Day	Absentee	Early Voting
Jessica Cisneros	3	0	3	0
Henry Cuellar	0	0	0	0

RETRIEVED FROM DEMOCRACYDOCKET.COM

Summary Results Report
May 24, 2022 Joint Primary Runoff Election
May 24, 2022

UNOFFICIAL RESULTS

Bexar County

6001

Statistics

	TOTAL	Election Day	Absentee	Early Voting
Registered Voters - Total	0			
Ballots Cast - Total	0	0	0	0
Ballots Cast - Democratic Party	0	0	0	0
Voter Turnout - Total	0.00%			

DEM Lieutenant Governor

Vote For 1

	TOTAL	Election Day	Absentee	Early Voting
Michelle Beckley	0	0	0	0
Mike Collier	0	0	0	0

DEM Attorney General

Vote For 1

	TOTAL	Election Day	Absentee	Early Voting
Rochelle Mercedes Garza	0	0	0	0
Joe Jaworski	0	0	0	0

DEM Comptroller of Public Accounts

Vote For 1

	TOTAL	Election Day	Absentee	Early Voting
Angel Luis Vega	0	0	0	0
Janet T. Dudding	0	0	0	0

DEM Commissioner of the General Land Office

Vote For 1

	TOTAL	Election Day	Absentee	Early Voting
Sandragrace Martinez	0	0	0	0
Jay Kleberg	0	0	0	0

DEM Member, State Board of Education, District 1 State Board of Education, District 1

Vote For 1

	TOTAL	Election Day	Absentee	Early Voting
Melissa N. Ortega	0	0	0	0
Laura Marquez	0	0	0	0

Summary Results Report
May 24, 2022 Joint Primary Runoff Election
May 24, 2022

UNOFFICIAL RESULTS

Bexar County

6002

Statistics

	TOTAL	Election Day	Absentee	Early Voting
Registered Voters - Total	0			
Ballots Cast - Total	0	0	0	0
Ballots Cast - Democratic Party	0	0	0	0
Voter Turnout - Total	0.00%			

DEM Lieutenant Governor

Vote For 1

	TOTAL	Election Day	Absentee	Early Voting
Michelle Beckley	0	0	0	0
Mike Collier	0	0	0	0

DEM Attorney General

Vote For 1

	TOTAL	Election Day	Absentee	Early Voting
Rochelle Mercedes Garza	0	0	0	0
Joe Jaworski	0	0	0	0

DEM Comptroller of Public Accounts

Vote For 1

	TOTAL	Election Day	Absentee	Early Voting
Angel Luis Vega	0	0	0	0
Janet T. Dudding	0	0	0	0

DEM Commissioner of the General Land Office

Vote For 1

	TOTAL	Election Day	Absentee	Early Voting
Sandragrace Martinez	0	0	0	0
Jay Kleberg	0	0	0	0

DEM Member, State Board of Education, District 1 State Board of Education, District 1

Vote For 1

	TOTAL	Election Day	Absentee	Early Voting
Melissa N. Ortega	0	0	0	0
Laura Marquez	0	0	0	0

Summary Results Report
May 24, 2022 Joint Primary Runoff Election
May 24, 2022

UNOFFICIAL RESULTS

Bexar County

6003

Statistics

	TOTAL	Election Day	Absentee	Early Voting
Registered Voters - Total	0			
Ballots Cast - Total	0	0	0	0
Ballots Cast - Democratic Party	0	0	0	0
Voter Turnout - Total	0.00%			

DEM United States Representative, District 21 United States Representative, District 21

Vote For 1

	TOTAL	Election Day	Absentee	Early Voting
Claudia Andreana Zapata	0	0	0	0
Ricardo Villarreal	0	0	0	0

DEM Lieutenant Governor

Vote For 1

	TOTAL	Election Day	Absentee	Early Voting
Michelle Beckley	0	0	0	0
Mike Collier	0	0	0	0

DEM Attorney General

Vote For 1

	TOTAL	Election Day	Absentee	Early Voting
Rochelle Mercedes Garza	0	0	0	0
Joe Jaworski	0	0	0	0

DEM Comptroller of Public Accounts

Vote For 1

	TOTAL	Election Day	Absentee	Early Voting
Angel Luis Vega	0	0	0	0
Janet T. Dudding	0	0	0	0

DEM Commissioner of the General Land Office

Vote For 1

	TOTAL	Election Day	Absentee	Early Voting
Sandragrace Martinez	0	0	0	0
Jay Kleberg	0	0	0	0

DEM Member, State Board of Education, District 1 State Board of Education, District 1

Vote For 1

	TOTAL	Election Day	Absentee	Early Voting
Melissa N. Ortega	0	0	0	0
Laura Marquez	0	0	0	0

Summary Results Report
May 24, 2022 Joint Primary Runoff Election
May 24, 2022

UNOFFICIAL RESULTS

Bexar County

6004

Statistics

	TOTAL	Election Day	Absentee	Early Voting
Registered Voters - Total	0			
Ballots Cast - Total	0	0	0	0
Ballots Cast - Democratic Party	0	0	0	0
Voter Turnout - Total	0.00%			

DEM Lieutenant Governor

Vote For 1

	TOTAL	Election Day	Absentee	Early Voting
Michelle Beckley	0	0	0	0
Mike Collier	0	0	0	0

DEM Attorney General

Vote For 1

	TOTAL	Election Day	Absentee	Early Voting
Rochelle Mercedes Garza	0	0	0	0
Joe Jaworski	0	0	0	0

DEM Comptroller of Public Accounts

Vote For 1

	TOTAL	Election Day	Absentee	Early Voting
Angel Luis Vega	0	0	0	0
Janet T. Dudding	0	0	0	0

DEM Commissioner of the General Land Office

Vote For 1

	TOTAL	Election Day	Absentee	Early Voting
Sandragrace Martinez	0	0	0	0
Jay Kleberg	0	0	0	0

DEM Member, State Board of Education, District 1 State Board of Education, District 1

Vote For 1

	TOTAL	Election Day	Absentee	Early Voting
Melissa N. Ortega	0	0	0	0
Laura Marquez	0	0	0	0

Summary Results Report
May 24, 2022 Joint Primary Runoff Election
May 24, 2022

UNOFFICIAL RESULTS

Bexar County

6005

Statistics

	TOTAL	Election Day	Absentee	Early Voting
Registered Voters - Total	0			
Ballots Cast - Total	0	0	0	0
Ballots Cast - Democratic Party	0	0	0	0
Voter Turnout - Total	0.00%			

DEM Lieutenant Governor

Vote For 1

	TOTAL	Election Day	Absentee	Early Voting
Michelle Beckley	0	0	0	0
Mike Collier	0	0	0	0

DEM Attorney General

Vote For 1

	TOTAL	Election Day	Absentee	Early Voting
Rochelle Mercedes Garza	0	0	0	0
Joe Jaworski	0	0	0	0

DEM Comptroller of Public Accounts

Vote For 1

	TOTAL	Election Day	Absentee	Early Voting
Angel Luis Vega	0	0	0	0
Janet T. Dudding	0	0	0	0

DEM Commissioner of the General Land Office

Vote For 1

	TOTAL	Election Day	Absentee	Early Voting
Sandragrace Martinez	0	0	0	0
Jay Kleberg	0	0	0	0

DEM Member, State Board of Education, District 1 State Board of Education, District 1

Vote For 1

	TOTAL	Election Day	Absentee	Early Voting
Melissa N. Ortega	0	0	0	0
Laura Marquez	0	0	0	0

Summary Results Report
May 24, 2022 Joint Primary Runoff Election
May 24, 2022

UNOFFICIAL RESULTS

Bexar County

6006

Statistics

	TOTAL	Election Day	Absentee	Early Voting
Registered Voters - Total	0			
Ballots Cast - Total	0	0	0	0
Ballots Cast - Democratic Party	0	0	0	0
Voter Turnout - Total	0.00%			

DEM Lieutenant Governor

Vote For 1

	TOTAL	Election Day	Absentee	Early Voting
Michelle Beckley	0	0	0	0
Mike Collier	0	0	0	0

DEM Attorney General

Vote For 1

	TOTAL	Election Day	Absentee	Early Voting
Rochelle Mercedes Garza	0	0	0	0
Joe Jaworski	0	0	0	0

DEM Comptroller of Public Accounts

Vote For 1

	TOTAL	Election Day	Absentee	Early Voting
Angel Luis Vega	0	0	0	0
Janet T. Dudding	0	0	0	0

DEM Commissioner of the General Land Office

Vote For 1

	TOTAL	Election Day	Absentee	Early Voting
Sandragrace Martinez	0	0	0	0
Jay Kleberg	0	0	0	0

DEM Member, State Board of Education, District 1 State Board of Education, District 1

Vote For 1

	TOTAL	Election Day	Absentee	Early Voting
Melissa N. Ortega	0	0	0	0
Laura Marquez	0	0	0	0

Summary Results Report
May 24, 2022 Joint Primary Runoff Election
May 24, 2022

UNOFFICIAL RESULTS

Bexar County

6007

Statistics

	TOTAL	Election Day	Absentee	Early Voting
Registered Voters - Total	0			
Ballots Cast - Total	0	0	0	0
Ballots Cast - Democratic Party	0	0	0	0
Voter Turnout - Total	0.00%			

DEM Lieutenant Governor

Vote For 1

	TOTAL	Election Day	Absentee	Early Voting
Michelle Beckley	0	0	0	0
Mike Collier	0	0	0	0

DEM Attorney General

Vote For 1

	TOTAL	Election Day	Absentee	Early Voting
Rochelle Mercedes Garza	0	0	0	0
Joe Jaworski	0	0	0	0

DEM Comptroller of Public Accounts

Vote For 1

	TOTAL	Election Day	Absentee	Early Voting
Angel Luis Vega	0	0	0	0
Janet T. Dudding	0	0	0	0

DEM Commissioner of the General Land Office

Vote For 1

	TOTAL	Election Day	Absentee	Early Voting
Sandragrace Martinez	0	0	0	0
Jay Kleberg	0	0	0	0

Summary Results Report
May 24, 2022 Joint Primary Runoff Election
May 24, 2022

UNOFFICIAL RESULTS

Bexar County

6008

Statistics

	TOTAL	Election Day	Absentee	Early Voting
Registered Voters - Total	0			
Ballots Cast - Total	0	0	0	0
Ballots Cast - Democratic Party	0	0	0	0
Voter Turnout - Total	0.00%			

DEM Lieutenant Governor

Vote For 1

	TOTAL	Election Day	Absentee	Early Voting
Michelle Beckley	0	0	0	0
Mike Collier	0	0	0	0

DEM Attorney General

Vote For 1

	TOTAL	Election Day	Absentee	Early Voting
Rochelle Mercedes Garza	0	0	0	0
Joe Jaworski	0	0	0	0

DEM Comptroller of Public Accounts

Vote For 1

	TOTAL	Election Day	Absentee	Early Voting
Angel Luis Vega	0	0	0	0
Janet T. Dudding	0	0	0	0

DEM Commissioner of the General Land Office

Vote For 1

	TOTAL	Election Day	Absentee	Early Voting
Sandragrace Martinez	0	0	0	0
Jay Kleberg	0	0	0	0

Summary Results Report
May 24, 2022 Joint Primary Runoff Election
May 24, 2022

UNOFFICIAL RESULTS

Bexar County

6009

Statistics

	TOTAL	Election Day	Absentee	Early Voting
Registered Voters - Total	0			
Ballots Cast - Total	0	0	0	0
Ballots Cast - Democratic Party	0	0	0	0
Voter Turnout - Total	0.00%			

DEM Lieutenant Governor

Vote For 1

	TOTAL	Election Day	Absentee	Early Voting
Michelle Beckley	0	0	0	0
Mike Collier	0	0	0	0

DEM Attorney General

Vote For 1

	TOTAL	Election Day	Absentee	Early Voting
Rochelle Mercedes Garza	0	0	0	0
Joe Jaworski	0	0	0	0

DEM Comptroller of Public Accounts

Vote For 1

	TOTAL	Election Day	Absentee	Early Voting
Angel Luis Vega	0	0	0	0
Janet T. Dudding	0	0	0	0

DEM Commissioner of the General Land Office

Vote For 1

	TOTAL	Election Day	Absentee	Early Voting
Sandragrace Martinez	0	0	0	0
Jay Kleberg	0	0	0	0

Summary Results Report
May 24, 2022 Joint Primary Runoff Election
May 24, 2022

UNOFFICIAL RESULTS

Bexar County

6010

Statistics

	TOTAL	Election Day	Absentee	Early Voting
Registered Voters - Total	0			
Ballots Cast - Total	0	0	0	0
Ballots Cast - Democratic Party	0	0	0	0
Voter Turnout - Total	0.00%			

DEM United States Representative, District 21 United States Representative, District 21

Vote For 1

	TOTAL	Election Day	Absentee	Early Voting
Claudia Andreana Zapata	0	0	0	0
Ricardo Villarreal	0	0	0	0

DEM Lieutenant Governor

Vote For 1

	TOTAL	Election Day	Absentee	Early Voting
Michelle Beckley	0	0	0	0
Mike Collier	0	0	0	0

DEM Attorney General

Vote For 1

	TOTAL	Election Day	Absentee	Early Voting
Rochelle Mercedes Garza	0	0	0	0
Joe Jaworski	0	0	0	0

DEM Comptroller of Public Accounts

Vote For 1

	TOTAL	Election Day	Absentee	Early Voting
Angel Luis Vega	0	0	0	0
Janet T. Dudding	0	0	0	0

DEM Commissioner of the General Land Office

Vote For 1

	TOTAL	Election Day	Absentee	Early Voting
Sandragrace Martinez	0	0	0	0
Jay Kleberg	0	0	0	0

Summary Results Report
May 24, 2022 Joint Primary Runoff Election
May 24, 2022

UNOFFICIAL RESULTS

Bexar County

6011

Statistics

	TOTAL	Election Day	Absentee	Early Voting
Registered Voters - Total	0			
Ballots Cast - Total	0	0	0	0
Ballots Cast - Democratic Party	0	0	0	0
Voter Turnout - Total	0.00%			

DEM United States Representative, District 21 United States Representative, District 21

Vote For 1

	TOTAL	Election Day	Absentee	Early Voting
Claudia Andreana Zapata	0	0	0	0
Ricardo Villarreal	0	0	0	0

DEM Lieutenant Governor

Vote For 1

	TOTAL	Election Day	Absentee	Early Voting
Michelle Beckley	0	0	0	0
Mike Collier	0	0	0	0

DEM Attorney General

Vote For 1

	TOTAL	Election Day	Absentee	Early Voting
Rochelle Mercedes Garza	0	0	0	0
Joe Jaworski	0	0	0	0

DEM Comptroller of Public Accounts

Vote For 1

	TOTAL	Election Day	Absentee	Early Voting
Angel Luis Vega	0	0	0	0
Janet T. Dudding	0	0	0	0

DEM Commissioner of the General Land Office

Vote For 1

	TOTAL	Election Day	Absentee	Early Voting
Sandragrace Martinez	0	0	0	0
Jay Kleberg	0	0	0	0

Summary Results Report
May 24, 2022 Joint Primary Runoff Election
May 24, 2022

UNOFFICIAL RESULTS

Bexar County

6012

Statistics

	TOTAL	Election Day	Absentee	Early Voting
Registered Voters - Total	0			
Ballots Cast - Total	0	0	0	0
Ballots Cast - Democratic Party	0	0	0	0
Voter Turnout - Total	0.00%			

DEM Lieutenant Governor

Vote For 1

	TOTAL	Election Day	Absentee	Early Voting
Michelle Beckley	0	0	0	0
Mike Collier	0	0	0	0

DEM Attorney General

Vote For 1

	TOTAL	Election Day	Absentee	Early Voting
Rochelle Mercedes Garza	0	0	0	0
Joe Jaworski	0	0	0	0

DEM Comptroller of Public Accounts

Vote For 1

	TOTAL	Election Day	Absentee	Early Voting
Angel Luis Vega	0	0	0	0
Janet T. Dudding	0	0	0	0

DEM Commissioner of the General Land Office

Vote For 1

	TOTAL	Election Day	Absentee	Early Voting
Sandragrace Martinez	0	0	0	0
Jay Kleberg	0	0	0	0

Summary Results Report
May 24, 2022 Joint Primary Runoff Election
May 24, 2022

UNOFFICIAL RESULTS

Bexar County

6013

Statistics

	TOTAL	Election Day	Absentee	Early Voting
Registered Voters - Total	0			
Ballots Cast - Total	0	0	0	0
Ballots Cast - Democratic Party	0	0	0	0
Voter Turnout - Total	0.00%			

DEM Lieutenant Governor

Vote For 1

	TOTAL	Election Day	Absentee	Early Voting
Michelle Beckley	0	0	0	0
Mike Collier	0	0	0	0

DEM Attorney General

Vote For 1

	TOTAL	Election Day	Absentee	Early Voting
Rochelle Mercedes Garza	0	0	0	0
Joe Jaworski	0	0	0	0

DEM Comptroller of Public Accounts

Vote For 1

	TOTAL	Election Day	Absentee	Early Voting
Angel Luis Vega	0	0	0	0
Janet T. Dudding	0	0	0	0

DEM Commissioner of the General Land Office

Vote For 1

	TOTAL	Election Day	Absentee	Early Voting
Sandragrace Martinez	0	0	0	0
Jay Kleberg	0	0	0	0

Summary Results Report
May 24, 2022 Joint Primary Runoff Election
May 24, 2022

UNOFFICIAL RESULTS

Bexar County

6014

Statistics

	TOTAL	Election Day	Absentee	Early Voting
Registered Voters - Total	0			
Ballots Cast - Total	0	0	0	0
Ballots Cast - Democratic Party	0	0	0	0
Voter Turnout - Total	0.00%			

DEM Lieutenant Governor

Vote For 1

	TOTAL	Election Day	Absentee	Early Voting
Michelle Beckley	0	0	0	0
Mike Collier	0	0	0	0

DEM Attorney General

Vote For 1

	TOTAL	Election Day	Absentee	Early Voting
Rochelle Mercedes Garza	0	0	0	0
Joe Jaworski	0	0	0	0

DEM Comptroller of Public Accounts

Vote For 1

	TOTAL	Election Day	Absentee	Early Voting
Angel Luis Vega	0	0	0	0
Janet T. Dudding	0	0	0	0

DEM Commissioner of the General Land Office

Vote For 1

	TOTAL	Election Day	Absentee	Early Voting
Sandragrace Martinez	0	0	0	0
Jay Kleberg	0	0	0	0

Summary Results Report
May 24, 2022 Joint Primary Runoff Election
May 24, 2022

UNOFFICIAL RESULTS

Bexar County

6015

Statistics

	TOTAL	Election Day	Absentee	Early Voting
Registered Voters - Total	0			
Ballots Cast - Total	0	0	0	0
Ballots Cast - Democratic Party	0	0	0	0
Voter Turnout - Total	0.00%			

DEM United States Representative, District 28 United States Representative, District 28

Vote For 1

	TOTAL	Election Day	Absentee	Early Voting
Jessica Cisneros	0	0	0	0
Henry Cuellar	0	0	0	0

DEM Lieutenant Governor

Vote For 1

	TOTAL	Election Day	Absentee	Early Voting
Michelle Beckley	0	0	0	0
Mike Collier	0	0	0	0

DEM Attorney General

Vote For 1

	TOTAL	Election Day	Absentee	Early Voting
Rochelle Mercedes Garza	0	0	0	0
Joe Jaworski	0	0	0	0

DEM Comptroller of Public Accounts

Vote For 1

	TOTAL	Election Day	Absentee	Early Voting
Angel Luis Vega	0	0	0	0
Janet T. Dudding	0	0	0	0

DEM Commissioner of the General Land Office

Vote For 1

	TOTAL	Election Day	Absentee	Early Voting
Sandragrace Martinez	0	0	0	0
Jay Kleberg	0	0	0	0

Summary Results Report
May 24, 2022 Joint Primary Runoff Election
May 24, 2022

UNOFFICIAL RESULTS

Bexar County

6016

Statistics

	TOTAL	Election Day	Absentee	Early Voting
Registered Voters - Total	0			
Ballots Cast - Total	0	0	0	0
Ballots Cast - Democratic Party	0	0	0	0
Voter Turnout - Total	0.00%			

DEM United States Representative, District 28 United States Representative, District 28

Vote For 1

	TOTAL	Election Day	Absentee	Early Voting
Jessica Cisneros	0	0	0	0
Henry Cuellar	0	0	0	0

DEM Lieutenant Governor

Vote For 1

	TOTAL	Election Day	Absentee	Early Voting
Michelle Beckley	0	0	0	0
Mike Collier	0	0	0	0

DEM Attorney General

Vote For 1

	TOTAL	Election Day	Absentee	Early Voting
Rochelle Mercedes Garza	0	0	0	0
Joe Jaworski	0	0	0	0

DEM Comptroller of Public Accounts

Vote For 1

	TOTAL	Election Day	Absentee	Early Voting
Angel Luis Vega	0	0	0	0
Janet T. Dudding	0	0	0	0

DEM Commissioner of the General Land Office

Vote For 1

	TOTAL	Election Day	Absentee	Early Voting
Sandragrace Martinez	0	0	0	0
Jay Kleberg	0	0	0	0

Summary Results Report
May 24, 2022 Joint Primary Runoff Election
May 24, 2022

UNOFFICIAL RESULTS

Bexar County

6017

Statistics

	TOTAL	Election Day	Absentee	Early Voting
Registered Voters - Total	0			
Ballots Cast - Total	0	0	0	0
Ballots Cast - Democratic Party	0	0	0	0
Voter Turnout - Total	0.00%			

DEM United States Representative, District 28 United States Representative, District 28

Vote For 1

	TOTAL	Election Day	Absentee	Early Voting
Jessica Cisneros	0	0	0	0
Henry Cuellar	0	0	0	0

DEM Lieutenant Governor

Vote For 1

	TOTAL	Election Day	Absentee	Early Voting
Michelle Beckley	0	0	0	0
Mike Collier	0	0	0	0

DEM Attorney General

Vote For 1

	TOTAL	Election Day	Absentee	Early Voting
Rochelle Mercedes Garza	0	0	0	0
Joe Jaworski	0	0	0	0

DEM Comptroller of Public Accounts

Vote For 1

	TOTAL	Election Day	Absentee	Early Voting
Angel Luis Vega	0	0	0	0
Janet T. Dudding	0	0	0	0

DEM Commissioner of the General Land Office

Vote For 1

	TOTAL	Election Day	Absentee	Early Voting
Sandragrace Martinez	0	0	0	0
Jay Kleberg	0	0	0	0

Summary Results Report
May 24, 2022 Joint Primary Runoff Election
May 24, 2022

UNOFFICIAL RESULTS

Bexar County

6018

Statistics

	TOTAL	Election Day	Absentee	Early Voting
Registered Voters - Total	0			
Ballots Cast - Total	0	0	0	0
Ballots Cast - Democratic Party	0	0	0	0
Voter Turnout - Total	0.00%			

DEM United States Representative, District 28 United States Representative, District 28

Vote For 1

	TOTAL	Election Day	Absentee	Early Voting
Jessica Cisneros	0	0	0	0
Henry Cuellar	0	0	0	0

DEM Lieutenant Governor

Vote For 1

	TOTAL	Election Day	Absentee	Early Voting
Michelle Beckley	0	0	0	0
Mike Collier	0	0	0	0

DEM Attorney General

Vote For 1

	TOTAL	Election Day	Absentee	Early Voting
Rochelle Mercedes Garza	0	0	0	0
Joe Jaworski	0	0	0	0

DEM Comptroller of Public Accounts

Vote For 1

	TOTAL	Election Day	Absentee	Early Voting
Angel Luis Vega	0	0	0	0
Janet T. Dudding	0	0	0	0

DEM Commissioner of the General Land Office

Vote For 1

	TOTAL	Election Day	Absentee	Early Voting
Sandragrace Martinez	0	0	0	0
Jay Kleberg	0	0	0	0

Summary Results Report
May 24, 2022 Joint Primary Runoff Election
May 24, 2022

UNOFFICIAL RESULTS

Bexar County

6019

Statistics

	TOTAL	Election Day	Absentee	Early Voting
Registered Voters - Total	0			
Ballots Cast - Total	0	0	0	0
Ballots Cast - Democratic Party	0	0	0	0
Voter Turnout - Total	0.00%			

DEM Lieutenant Governor

Vote For 1

	TOTAL	Election Day	Absentee	Early Voting
Michelle Beckley	0	0	0	0
Mike Collier	0	0	0	0

DEM Attorney General

Vote For 1

	TOTAL	Election Day	Absentee	Early Voting
Rochelle Mercedes Garza	0	0	0	0
Joe Jaworski	0	0	0	0

DEM Comptroller of Public Accounts

Vote For 1

	TOTAL	Election Day	Absentee	Early Voting
Angel Luis Vega	0	0	0	0
Janet T. Dudding	0	0	0	0

DEM Commissioner of the General Land Office

Vote For 1

	TOTAL	Election Day	Absentee	Early Voting
Sandragrace Martinez	0	0	0	0
Jay Kleberg	0	0	0	0

Summary Results Report
May 24, 2022 Joint Primary Runoff Election
May 24, 2022

UNOFFICIAL RESULTS

Bexar County

6020

Statistics

	TOTAL	Election Day	Absentee	Early Voting
Registered Voters - Total	0			
Ballots Cast - Total	0	0	0	0
Ballots Cast - Democratic Party	0	0	0	0
Voter Turnout - Total	0.00%			

DEM Lieutenant Governor

Vote For 1

	TOTAL	Election Day	Absentee	Early Voting
Michelle Beckley	0	0	0	0
Mike Collier	0	0	0	0

DEM Attorney General

Vote For 1

	TOTAL	Election Day	Absentee	Early Voting
Rochelle Mercedes Garza	0	0	0	0
Joe Jaworski	0	0	0	0

DEM Comptroller of Public Accounts

Vote For 1

	TOTAL	Election Day	Absentee	Early Voting
Angel Luis Vega	0	0	0	0
Janet T. Dudding	0	0	0	0

DEM Commissioner of the General Land Office

Vote For 1

	TOTAL	Election Day	Absentee	Early Voting
Sandragrace Martinez	0	0	0	0
Jay Kleberg	0	0	0	0

Summary Results Report
May 24, 2022 Joint Primary Runoff Election
May 24, 2022

UNOFFICIAL RESULTS

Bexar County

6021

Statistics

	TOTAL	Election Day	Absentee	Early Voting
Registered Voters - Total	0			
Ballots Cast - Total	0	0	0	0
Ballots Cast - Democratic Party	0	0	0	0
Voter Turnout - Total	0.00%			

DEM Lieutenant Governor

Vote For 1

	TOTAL	Election Day	Absentee	Early Voting
Michelle Beckley	0	0	0	0
Mike Collier	0	0	0	0

DEM Attorney General

Vote For 1

	TOTAL	Election Day	Absentee	Early Voting
Rochelle Mercedes Garza	0	0	0	0
Joe Jaworski	0	0	0	0

DEM Comptroller of Public Accounts

Vote For 1

	TOTAL	Election Day	Absentee	Early Voting
Angel Luis Vega	0	0	0	0
Janet T. Dudding	0	0	0	0

DEM Commissioner of the General Land Office

Vote For 1

	TOTAL	Election Day	Absentee	Early Voting
Sandragrace Martinez	0	0	0	0
Jay Kleberg	0	0	0	0

Exhibit G

RETRIEVED FROM DEMOCRACYDOCKET.COM



Office of Commissioner

Justin Rodriguez

101 W. Nueva, Suite 1032
San Antonio, Texas 78205

FOR IMMEDIATE RELEASE:
July 25, 2019

Contact: Francesca Caballero
210.335.2612/o
210.629.1528/m

**Commissioner Justin Rodriguez Calls for More Voting Machines and
Enhanced Community Outreach**

Today, Precinct 2 Commissioner Justin Rodriguez submitted a request to Elections Administrator, Jacque Callanen, to bring forward an amended item to Commissioners Court that enables Bexar County to lease additional election voting machines in order to maintain the same level of access to polling locations for voters all across Bexar County in the transition to the Countywide Vote Center Model.

Since the Commissioners Court took action to approve the purchase of new voting machines, the Precinct 2 office has fielded a number of inquiries related to the County's implementation of Countywide Voting Centers for Election Day beginning as early as November 2019.

"While the voting center concept has been overwhelmingly embraced by those I've spoken with, there have been a multitude of concerns raised about the recommended strategy of reducing the number of voting sites to accomplish this goal."

In planning community outreach efforts, Commissioner Rodriguez revisited the Secretary of State's guidelines on the Countywide Polling Place Program and determined that there is no actual requirement for the reduction of polling sites as part of the implementation.

"I have learned that none of the large Texas counties that have implemented voting centers have in fact reduced their respective number of locations. Most have taken the approach of staying the course - keeping level or even increasing in some cases - the number of sites at least through the 2020 election cycle."

In addition, Commissioner Rodriguez has also asked to allocate funding to support a robust outreach and education campaign to raise awareness about the new voting equipment and to ensure voters are well prepared to cast their ballot using the new machines this November.

Commissioner Rodriguez will continue to work with the community and his colleagues on Commissioners Court to advance policies and programs to improve voter access, education, and participation.

###

Exhibit H

RETRIEVED FROM DEMOCRACYDOCKET.COM

“Summary report on the consequences of consolidation of polling places and other election administration changes on voter turnout”

by

Ricardo Ramirez, PhD

Associate Professor of Political Science, University of Notre Dame

October 8, 2020

Report Summary of Findings

This report finds that there is compelling evidence that consolidating polling places in Bexar County is likely to discourage voter turnout in the 2020 election. It finds that these effects are likely to be more consequential for racial and ethnic minorities and that these effects could potentially be felt in future levels of participation. This conclusion is based on respected academic studies measuring the effect of election administration changes at state and local levels, between 1996 and 2020, and across presidential, midterm, primary, municipal, and special elections.

RETRIEVED FROM DEMOCRACYDOCKET.COM

Introduction

Governmental decisions about the administration of elections are consequential for the extent to which U.S. citizens take part in voting. One of the most consequential national changes to the process of registering to vote was the passage of the 1993 National Voter Registration Act (NVRA). This legislation expanded access to the ballot by requiring, among other things, to allow citizens to register to vote at driver licensing facilities. At the sub-national level, there has been legislation in some states that reduces the burden on voters by allowing them to register to vote online, expanding the use of vote by mail, and enhancing the prevalence of early voting. Conversely, there are some states that have passed legislation that have increased the “costs of participation” through registration drive restrictions and adding stringent voter identification laws. The logic behind these changes is that they seek to uphold confidence in the electoral process and prevent fraud. Additionally, the decision to reduce or relocate poll locations has been consequential for voters. Because sub-national policies inherently introduce variation in the rules of participating in American elections, it makes sense that there would also be variation in the consequences on voting across states and across populations within those states. This report summarizes the work on the dynamic nature of these policy changes and assesses the methodological approaches of published work seeking to identify a causal connection of laws and voter turnout. The report begins with description of the “Cost of Voting Index” developed to measure the ease of participation across states between 1996 and 2016. After discussing the relevance of this index for aggregate turnout across the 50 states and specifically the state of Texas, it focuses on the research that looks at sub-state levels. In particular, it considers the evidence on the localized consequences of consolidation of polling location, transportation-related issues, and racial implications of changes in the administration of elections. The cost of voting index and other studies about local jurisdictions inform the report’s overall assessment and the likely implications on levels of voter turnout due to Bexar County’s decision to consolidate polling places in 2020.

Cost of Voting Index, 1996-2016

Influenced by the academic research since the 1950s that recognizes that the decision to vote is impacted by time as the principal cost of voting, Li, Pomante, and Schraufnagel (2018) constructed the Cost of Voting Index (COVI). It assigns a single index value for each state in each Presidential election year between 1996 and 2016. It consists of seven components, four which deal with registration laws and three with voting laws. These include: 1) registration deadline, 2) voter registration restrictions, 3) registration drive restrictions, 4) pre-registration restrictions, 5) voting inconvenience¹, 6) voter ID laws, and 7) poll hours. Conceptually, these seven components capture the two stages of voting in U.S. elections: registering to vote and casting a ballot. To date, this is the most comprehensive index that measures cost of voting as it explicitly recognizes that institutional factors affecting voting are not fixed but change over time and place. The methodological soundness of how the index was constructed and used in the analyses is noteworthy because the authors systematically account for theoretically-linked considerations of possible correlation of variables. The authors also included sensitivity analyses with alternative configurations and aggregation of variables.

¹ This is the most relevant component of the index. It is an additive measure that considers: early voting availability, excuse required for absentee voting, state-sanctioned excuse required for absentee voting, access to in-person absentee voting, no all mail voting, no “ask once and always able to vote absentee,” access to time off from work for voting, access to time off from work with pay for voting, and reduction in number of polling stations.

Unsurprisingly, the authors find wide variation in the cost of voting across states. As a result, we should expect variation in the aggregate levels of turnout. Indeed, using COVI to predict state variation in turnout, they find that there is a significant impact of increasing the costs of voting. In 2016, for example, they find an 11 percent drop in turnout when going from the least restrictive to the most restrictive state. “The decrease in voter turnout can be attributed to state policies which increase the time, energy, and hassle of voting” (p. 243). As a validity check, the authors test the effects of COVI on respondents in the American National Election Studies. There are comparable estimated effects on individuals as was the case when looking at aggregate turnout. Thus, whether measuring the effect on individuals or aggregate turnout in states, it is clear that increasing the cost of voting has a measurable and significant effect on voter participation in elections.

Texas and the Increased Costs of Voting

There are other noteworthy findings that one should consider with respect to the state of Texas and the dramatic shift in the costs of voting incurred by its citizens over time. In 1996, Texas was ranked number 14, with respect to the ease of voting. Twenty years later, it ranked number 46. Only three states, Mississippi, Virginia, and Tennessee, impose greater cost of voting. This points to the dynamic nature of rules for voting. Texas witnessed among the largest negative shifts with respect to the added costs of voting. Only New Hampshire and Tennessee experienced a larger shift. The historical context is important. Over a span of 20 years, 1996 to 2016, Texas has significantly altered the costs of participation in the state through a series of laws and regulations. It should be noted that these costs are not experienced equally because additional changes at the sub-state level exacerbate these costs for select voters throughout the state.

Consolidation of Polling Locations

Institutional changes in the administration of elections at the state level are important, given the finding that increased costs of participation do have measurable and significant consequences on aggregate turnout. However, it is increasingly true that institutional changes in voting inconvenience take place at sub-state levels. Counties, cities, and other jurisdictions may relocate or reduce polling locations from one election to another and this has predictable consequences. There are multiple examples of such changes with clear effects on turnout. By disrupting established routines, with regard to voting, this imposes additional and unnecessary information costs on voters. Rather than consider the effect of multiple variables that increase the cost of voting, multiple studies have considered the immediate effect of changing voters' polling location. Brady and McNulty (2011) consider the case of Los Angeles County during the 2003 gubernatorial recall election when there was a 64% decrease in the number of polling locations (i.e. from 5,231 to 1,885). They found that consolidation of polling places decreased turnout of in-person voting by 3.03%. This was partially offset by an increase of 1.18% in the access and utilization of absentee voting. The net effect was a reduction in total turnout by 1.85%. They conclude that about 60% of the reduction in turnout is due to increased information costs.

It is very likely that Brady and McNulty identified a lower bound of the effect of increasing information costs. This is because the election was very high profile and there was an increased likelihood that voters were aware that many polling locations would change throughout

Los Angeles County. Recognizing this possibility, McNulty, Dowling, and Ariotti (2009) analyze the effect of consolidation of polling places in a school district election in New York State in 2006. They find that the reduction in voting attributable to increased information costs is 7 percent. The most recent quality study to tackle the question of the effect of consolidation of polling location focuses on voters in Milwaukee in the 2020 primary election. Specifically, Morris and Miller (2020) focus on voters within the city of Milwaukee and match them to suburban voters on several characteristics. They find that polling place consolidation reduced overall turnout by 8.9 percent relative to suburban voters, even controlling for past voting history. These three studies use the same method to identify the direct information costs regardless of increased distance to polling place location. The utility of their method is that they are able to pinpoint the effect of consolidation of polling place by matching voters whose polling place changed with voters whose polling location did not change and who also shared the same characteristics such as party registration and vote history.

This systematic research provides clear evidence that consolidating polling locations attenuates turnout.

Distance and Transportation as Impediments to Vote

The change in polling location can be due to relocation, but most often it is due to consolidation of polling places. Not only are some voters then faced with figuring out how to get there, but they also are typically faced with longer distances to travel to arrive at their polling location. Concomitantly, voters are faced with more disincentives to participate because they experience greater transportation costs. With fewer polling locations, some voters will have to travel farther and are less likely to vote.

It is undisputed that difficulty in reaching polling locations constitutes a cost of voting. This can be analyzed through two measures: how much time and how much effort are necessary to vote? Among the studies seeking to understand the relationship between difficulty of reaching one's polling location and turnout was that of Gimpel, Dyck, and Shaw (2004). They used regression methods to investigate whether voters in three suburban counties in Maryland in 2000 were affected by distance or impedance. They find that moving 1 mile closer to polling location increases the likelihood of voting by 0.45 points. The 2001 Mayoral election in Atlanta also presents a compelling case to consider the effects of distance on voter turnout. Haspel and Knotts (2005) also employ a similar methodological approach and enhanced technological advances in Geographic Information Systems (GIS) tools to calculate the distance between voters and their polling place location. The decision to only choose one city was intentional, as the authors seek to isolate the impact of distance to polling location without having to control for other election-related variables that may impact voter turnout across jurisdictions. They find that a moved polling place reduced the likelihood of voting by 5.5 percent. It is important to note that voters without access to a vehicle were more sensitive to increased distance in their polling place location.

Nevada's Clarke County serves as another case study with measurable effects of distance to polling place location. Dyck and Gimpel (2005) find that as distance increases to either a precinct or an early-voting site, voting rates drop significantly. The typical voter in Clarke County were 1.75 miles from their polling location. Precinct voting drops by 2.3 percent for

those who were just one standard deviation away from that typical distance. This is consistent with more recent analyses of nine municipalities in Massachusetts and Minnesota across four separate elections: the 2012 presidential, 2013 municipal, 2014 midterm, and 2016 primary elections (Cantoni 2020). Utilizing more advanced techniques to account for possible endogenous effects, the analyses find that increasing the distance to the polls by about 0.25 miles reduces turnout by between 2 and 5 points.

The evidence is clear and consistent across place, time, and election type: increased distance to polling places results in lower turnout among voters.

Implications of Increasing Costs of Voting for Racial Minority Voters

Examining the costs of voting based on place is important, whether it is at the state, county, or municipal level. However, it is not the case that all voters within those jurisdictions respond similarly to additional burdens on casting a ballot. Low income voters, those without equal access to cars, and racial and ethnic minorities are all more sensitive to the changes in registration and voting regulations. In this section, I focus on the studies that offer evidence of the racial implications of increasing the costs of voting.

In a study of voters in Manatee County in Florida, researchers sought to understand the consequences of reprecincting that took place in 2014 (Amos et. al. 2017). The seemingly neutral decision by election administrators to redraw the lines of precincts resulted in some registered voters with new polling locations whereas other voters retained their previous polling place. They find that demographic groups were not equally affected by the reprecinct. There were racial implications of this change given that 41 percent of white voters were reassigned to a new polling location, whereas Latino and Black voters were disproportionately likely to be reassigned. Specifically, 48 percent of Latino voters and 53 percent of Black voters had to seek out an Election Day polling location that was different than in 2012.

The evidence that this discourages voter turnout of racial and ethnic minorities is not limited to one state. Cantoni's 2018 study of nine municipalities in Massachusetts and Minnesota found that increasing the distance to the polls by about 0.25 miles affects participation of racial and ethnic minorities more than the average 2-5 percent. Specifically, the effects are three times larger in high-minority areas than in low-minority areas. Similarly, Morris and Miller's 2020 study of the effect of polling place consolidation in Milwaukee reaffirms that it depresses turnout. Not only does this administrative change depress turnout by roughly 8.9 percent, but it was more pronounced for Black voters who experienced at 10.4 percent decline in turnout.

COVID-19 Pandemic and long-term effects of increased costs of voting


The studies explored above paint a picture where decisions by election administrators are consequential to voters and therefore the composition of the electorate. Consolidation of poll locations, increased distance to poll locations, precinct boundary changes, and changes to access to early voting all increase the costs of voting. These costs have been disproportionately experienced by black and Latino voters between 1996 and 2016. It is plausible that the patterns identified above are in the lower bound of effects. There is emerging evidence of possible confounding effects of changes access to polling locations and the COVID-19 pandemic on

voting. As the recent study of the 2020 primary election in Milwaukee, Wisconsin suggests, COVID-19 likely reduced turnout relative to the suburbs (through mechanisms other than polling place consolidation) by 1.3 percentage points for non-Black voters, and as much as 6.0 percentage points for Black voters (Morris and Miller 2020).

The evident racial disparities of COVID-19 throughout the country suggest that the “direct effects” of COVID-19 are likely to exacerbate the disparities in turnout beyond those already evidenced before the pandemic. Not only does increasing burdens or the costs of voting have demonstrated consequences on elections on when changes take place, but there is also evidence that it could have downstream consequences on voting in future elections. Pettigrew’s 2020 study considered the effect of wait time in lines for those who voted in person in 2012 and the downstream effects on turnout in 2014. Drawing on a large national sample of records consisting of more than 3 million voters, he found that there are statistically significant effects on future turnout. Specifically, he demonstrates that for every additional hour a voter waits in line to vote, their probability of voting in the subsequent election drops by 1 percentage point. Stated differently, the addition of costs to voting has deleterious effects on future elections. Given the racial implications of changes in election administration, it is possible that adding impediments will not only lead to racial disparities in voting in current elections but may actually exacerbate those disparities.

My name is Ricardo Ramirez. I am over the age of eighteen (18) years, of sound mind, and in all respects competent to testify. I declare under penalty of perjury that the foregoing is true and correct.

Executed on the 11th day of October, 2020

A handwritten signature in black ink, appearing to read "Ricardo Ramirez", written over a horizontal line.

Ricardo Ramirez

References

- Amos, Brian, Daniel A. Smith, and Casey Ste. Claire. "Reprecincting and Voting Behavior" *Political Behavior* 39 (2017):133-156.
- Brady, Henry E., and John E. McNulty. "Turning out to vote: The costs of finding and getting to the polling place." *American Political Science Review* (2011): 115-134.
- Cantoni, Enrico. "A precinct too far: Turnout and voting costs." *American Economic Journal: Applied Economics* 12, no. 1 (2020): 61-85.
- Dyck, Joshua J., and James G. Gimpel. "Distance, turnout, and the convenience of voting." *Social Science Quarterly* 86, no. 3 (2005): 531-548.
- Gimpel, James G., Joshua J. Dyck, and Daron R. Shaw. "Registrants, voters, and turnout variability across neighborhoods." *Political Behavior* 26, no. 4 (2004): 343-375.
- Haspel, Moshe, and H. Gibbs Knotts. "Location, location, location: Precinct placement and the costs of voting." *Journal of Politics* 67, no. 2 (2005): 560-573.
- Herron, Michael C., and Daniel A. Smith. "Race, party, and the consequences of restricting early voting in Florida in the 2012 general election." *Political Research Quarterly* 67, no. 3 (2014): 646-665.
- Li, Quan, Michael J. Pomante, and Scot Schraufnagel. "Cost of voting in the American states." *Election Law Journal: Rules, Politics, and Policy* 17, no. 3 (2018): 234-247.
- McNulty, John E., Conor M. Dowling, and Margaret H. Ariotti. "Driving saints to sin: How increasing the difficulty of voting dissuades even the most motivated voters." *Political Analysis* (2009): 435-455.
- Morris, Kevin and Peter Miller. "Voting in a Pandemic: COVID-19 and Primary Turnout in Milwaukee, Wisconsin." (June 23, 2020). Available at SSRN: <https://ssrn.com/abstract=3634058> or <http://dx.doi.org/10.2139/ssrn.3634058>
- Pettigrew, Stephen. "The downstream consequences of long waits: How lines at the precinct depress future turnout." *Electoral Studies* (2020).

Exhibit I

RETRIEVED FROM DEMOCRACYDOCKET.COM

REPORTER'S RECORD

VOLUME 1 OF 1
TRIAL COURT CAUSE NO. 2020-CI-19387

TEXAS ORGANIZING PROJECT;)	IN THE DISTRICT COURT
MOVE TEXAS CIVIC FUND;)	
JENNIFER K. FALCON)	
)	
Plaintiff(s),)	
)	
VS.)	BEXAR COUNTY, TEXAS
)	
JACQUE CALLANEN, IN HER)	
OFFICIAL CAPACITY AS THE)	
BEXAR COUNTY ELECTIONS)	
ADMINISTRATOR; JUDGE NELSON)	
WOLFF, IN HIS OFFICIAL)	
CAPACITY AS BEXAR COUNTY)	
JUDGE, ET AL)	45TH JUDICIAL DISTRICT
Defendant(s))	

HEARING OCTOBER 12, 2020 (BY ZOOM)

On the 12TH day of OCTOBER, 2020 the following proceedings came on to be heard in the above-entitled and numbered cause before the Honorable Karen Pozza, Judge of the 407th District Court of Bexar County, Texas:

Proceedings reported by Machine
Shorthand.

TRACY RAY PLUMMER - OFFICIAL COURT REPORTER
407TH DISTRICT COURT (210) 335-2895

A P P E A R A N C E S

MR. JOAQUIN GONZALEZ
1405 MONTOPOLIS DRIVE
AUSTIN, TEXAS 78741
SBOT # 24109935
Phone: 512-474-5073
ATTORNEY FOR THE PLAINTIFFS

MR. HANI MIRZA
1412 MAIN STREET, STE. 330
DALLAS, TEXAS 75202
SBOT # 24091906
Phone: 972-333-9200
ATTORNEY FOR THE PLAINTIFFS

MR. ZACH DOLLING
2202 ALABAMA STREET
HOUSTON, TEXAS 77004
SBOT # 24105809
Phone: 832-767-3650
ATTORNEY FOR THE PLAINTIFFS

MR. ROBERT D. GREEN
101 W. NUEVA, 7TH FLOOR
SAN ANTONIO, TEXAS 78205
SBOT # 24087626
Phone: 210-335-2146
ATTORNEY FOR THE DEFENDANTS

INDEX

	PAGE	VOL
CAPTION -----	1	1
APPEARANCES -----	2	1
INDEX -----	3	1
PROCEEDINGS -----	4	1
COURT'S RULING -----	102	1
REPORTER'S CERTIFICATE -----	105	1

RETRIEVED FROM DEMOCRACYDOCKET.COM

WITNESS INDEX

NAME	DIRECT	CROSS	REDIR	RECR	VOL
RICARDO RAMIREZ	28	44			1
JACQUE CALLANEN	56	76	87	95	1

RETRIEVED FROM DEMOCRACYDOCKET.COM

TRACY RAY PLUMMER - OFFICIAL COURT REPORTER
407TH DISTRICT COURT (210) 335-2895

EXHIBIT INDEX

PLAINTIFF'S	OFFER	ADMITTED
A	28	28
B	28	28
C	28	28
D	28	28
E	28	28
F	28	28
G	28	28
H	28	28
I	28	28
J	28	28
K	28	28
L	28	28
M	28	28
N	28	28
O	28	28
P	28	28
Q	28	28

TRACY RAY PLUMMER - OFFICIAL COURT REPORTER
407TH DISTRICT COURT (210) 335-2895

(Proceedings)

THE COURT: Good afternoon.

2020-CI-19387, Texas Organizing Project versus Jacque Callanen. Let's start with your names for the record, please. We'll start with today's movant.

MR. GONZALEZ: Joaquin Gonzalez, Hani Mirza and Zach Dolling.

THE COURT: Can you hear that, Tracy?

THE REPORTER: Barely.

MR. GONZALEZ: Let me try dialing in through my phone audio and see if that is better.

MR. MIRZA: I can fill in while he is doing that. My name is Hani Mirza, for the Plaintiffs. And with me is Joaquin Gonzalez and Zachary Dolling for the Plaintiffs, as well.

MR. GREEN: Good morning -- Good afternoon, Your Honor. Robert Green here for the Defendants.

THE COURT: Okay. I see that you asked for two hours, so we just barely have enough time to take care of it today. So your opening remarks, please, to help me understand what the dispute is about, what you are asking for, and why, please?

MR. GONZALEZ: Can you hear me, Your Honor?

TRACY RAY PLUMMER - OFFICIAL COURT REPORTER
407TH DISTRICT COURT (210) 335-2895

1 THE COURT: That's better, thank you.

2 OPENING STATEMENT

3 MR. GONZALEZ: So Your Honor, Plaintiffs
4 brought three election related claims based on the Texas
5 Election Code, and two of them are very -- were very
6 straightforward. One was about Bexar County not
7 appointing volunteer Deputy registrars, these are
8 individuals who go out and register other people to
9 vote, in violation of the plain language of the law and
10 the parties have agreed to a resolution of that claim.
11 The second issue is an issue with punting the notice of
12 the polling places. And if I might screen share, Your
13 Honor, I would like to put up the statute at issue.

14 MR. GREEN: And Your Honor, just if I may
15 jump in with a housekeeping matter, Ms. Callanen should
16 be joining us in a moment. I believe she's logging on
17 to the Zoom call right now, so she may pop up here in a
18 second.

19 MR. GONZALEZ: It says host to disable
20 participant's screen share.

21 THE COURT: It is not disabled. You can
22 try again. Did it work this time?

23 MR. GONZALEZ: Yes. It came up with the
24 wrong window. Apologies, Your Honor. It keeps choosing
25 the wrong -- okay. So here is the provision at issue.

1 In addition to any other notice given for an election
2 under Subsection A, which is a General Election, not
3 later than the 21st day before election day, the County
4 shall post a copy of the notice of the election, which
5 must include the location of each polling place on the
6 County's internet website. And Bexar County does not
7 follow this. They post a notice that basically says,
8 come back two days before the election, for the election
9 day sites. And they have Defendant Callanen has
10 expressed in writing that she intends to continue this
11 practice, Defendants do not dispute that this is the
12 case and that it is, it doesn't conform to the letter of
13 this law, they simply claim that they provide other
14 notices that fill in the gaps. But Plaintiffs have
15 routinely come across this as a problem, and the
16 public -- it disadvantages the public to not have notice
17 of their locations. And that's the second very
18 straightforward claim just on the plain language of the
19 Code. The third issue has to do with the number of
20 election day poll locations, and basically in Texas
21 there are two systems. There is a countywide system,
22 which means that voters can vote anywhere on election
23 day, and there is a precinct based polling system,
24 and -- where voters have to vote within their own
25 precincts. And in 2019, Bexar County moved to the

1 countywide polling model, and in doing so, also promised
2 to not reduce the number of polling locations. But
3 what's at issue is not their promise so much, as the
4 fact that their reduction violates the letter of the
5 Texas Election Code. So taking a look at the relevant
6 statutes, this is the provision for countywide polling.
7 In selecting countywide polling places, a County must
8 adopt a methodology, and the total number of countywide
9 polling places may not be less than 50 percent of the
10 number of precinct polling places that would otherwise
11 be located in the County for that election. So the
12 first step is you have to ask yourself, what is the
13 number of precinct polling places that would otherwise
14 be located in the county for that election. And to
15 ascertain that number, we jumped to Texas Election Code
16 43.001. Each election precinct established for an
17 election shall be served by a single polling place
18 located within the boundary of the precinct. So every
19 precinct gets its own polling place. That is the
20 baseline and you take, therefore, 50 percent of that,
21 Bexar County -- I mean, Bexar County has 734 precincts,
22 that's agreed on by the parties. So half of that would
23 be 367 locations. And where things get -- where there
24 is an issue, is that the County is attempting to use
25 this law that relates to precinct based polling places,

1 and as a sort of loophole to artificially decrease this
2 number. So if you are operating a precinct based
3 polling system, there is an exception for general
4 elections that allows you to combine certain precincts
5 with other precincts, but it is a very specific
6 provision that has its own procedures and rules. And so
7 this is the combining certain precincts. And again,
8 this is really designed with the precinct based model in
9 mind, where voters have to vote in their assigned
10 precinct. And so the law says if changes in County
11 election precinct boundaries to give effect to a
12 re-districting plan resulting precincts, then you have
13 to jump down to here, for the relevant part, with fewer
14 than 750 registered voters, a Commissioners Court for a
15 General Election can combine those with other precincts.
16 And so -- and then there is additional rules, as well.
17 So there is the combined precinct under the section
18 cannot have more than 42.006 jumping over here, 5,000
19 registered voters in it. So you can't combine together
20 more than 5,000 registered voters, and further you can't
21 combine one of these precincts, if it results in
22 discouraging participation by group covered by the
23 Voting Rights Act, and any political or electoral
24 process, because the location of a polling place or
25 other factors. And so there is basically four

1 limitations. First you can only combine -- well, first,
2 procedurally, only a Commissioner's Court can make this
3 combination. And the Commissioner's Court has to
4 actually order the elections to be -- the precincts to
5 be combined. And the language of the statute is clear
6 and the only authoritative case law on the issue is also
7 clear. This is Honts v. Shaw. And the primary
8 administrator simply joins certain polling places, to
9 the fact that they could not find a place for election
10 workers, the joining of these places therefore did not
11 constitute combining of precincts under Section 42.0051.
12 And the Bexar County Commissioner's Court has not
13 ordered any precincts to be combined. So you can't use
14 this theoretical combination as a basis for reducing
15 that 376 -- or 367 number. And even if the
16 Commissioner's Court had ordered it or sought to order
17 the combination of precincts, there is still limitations
18 on which precincts can be combined. And the County is
19 trying to treat this as a theoretical ability to combine
20 every single precinct with fewer than 750 registered
21 voters, without regard to anything else. But first,
22 only precincts that exist to give effect to a
23 redistricting plan, can be combined. And basically,
24 this is the whole purpose of this statute, is that when
25 districts are redrawn every ten years, sometimes there

1 is another law that says that no precinct can contain
2 area from more than one of these types of districts.
3 And so sometimes when the districts are redrawn, there
4 will be an area that was a precinct, but now it contains
5 different districts, and so the County has to cut these
6 up, and sometimes that makes some super small precincts,
7 and that's why this law, if that's the case, you can
8 combine that and you don't need to give that precinct
9 its own polling place. But that's not the only reason
10 these small precincts exist. And I'm going to give you
11 one example. This is precinct 1062 in Bexar County,
12 which has fewer than 750 registered voters. This is the
13 2014 General Election. So this was after the
14 redistricting took place, because the last redistricting
15 was in 2013. And this is the current precinct boundary
16 in 2020. And so you will see that the precinct was sort
17 of split in half for whatever reason. So this precinct
18 shape is not the result of redistricting, and further,
19 this precinct could be drawn together with this other
20 precinct, if the Commissioner's Court wanted to do so.
21 So the proper way is the Commissioner's Court wanted to
22 combine this, is to re-draw the precinct lines, which
23 they do every April and May. But they haven't done so.
24 But it's not a precinct that was combined to give
25 (indiscernible) to a redistricting plan, so you can't

1 combine that precinct to reduce the baseline. And there
2 is over 100 of those such precincts in Bexar County.

3 Then the next issue is that the County
4 hasn't accounted for the fact that combined precincts
5 may not be established if it results in discouraging
6 participation by a group protected by the VRA. So
7 basically to answer this question, you take the baseline
8 of who would or what turnout would be, if there were no
9 combined precinct, and then you look at what happens if
10 there is a combined precinct, and would that discourage
11 turnout. And so as we will show, combining precincts
12 making individuals drive further to a precinct and
13 closing their traditional polling location, discourages
14 turnout. And for every quarter mile increasing
15 distance, there can be up to five percent lower turnout,
16 as a result, and it also discourages future
17 participation in elections. And so if you were to
18 combine all of the 750 precincts, it would increase the
19 distance by almost a half mile for all of the voters in
20 those precincts. And given the demographics of Bexar
21 County, this would naturally discourage participation by
22 Voting Rights Act covered groups. And so you can't just
23 treat this as a blanket, we can combine every single
24 precinct that has 750 voters, and if the Legislature had
25 wanted that to be the case, they wouldn't have made the

1 statute so specific, they simply would have said, any
2 precinct with fewer than 750 registered voters can be
3 combined. I will stop screen sharing now. And so, you
4 know, Defendants will try to paint this as essentially
5 us bringing up issues related to precinct-based polling
6 and not understanding the idea behind countywide voting
7 where you can vote at anyplace. But it is, in fact, the
8 Defendants that are trying to take this law that would
9 really mean to imply in precinct-based polling, and has
10 very specific limitations in trying to use it as this
11 loophole to decrease the number of locations, but not
12 actually have to follow the provisions of the law,
13 itself. And finally, as to the relief that we are
14 seeking, the relief for the notice provision is pretty
15 straightforward, just lists the polling locations on the
16 website as the plain language, requires -- As for the
17 polling locations, we are asking actually for only --
18 even though because the no precincts have been combined,
19 we -- the number should be 367. we are only asking for
20 302 locations. This is the same number of locations
21 that was operated in 2016 and 2018, and that the
22 Commissioner's Court had promised to keep open in 2019,
23 and given the record of the elections department as
24 outlined in our petition, Election Code failures and
25 administrative failures and the time to election, we

1 think that that is an equitable solution. Bexar County
2 has many -- has received over 4 million dollars in extra
3 funding, due to Covid, specifically for elections, and
4 so this is not a great burden on the County to simply
5 keep open the same number of locations that were
6 operated in 2018. And finally, I might add that the
7 relief being sought is under a specific provision of the
8 Election Code 273.081, and that's a person who is being
9 harmed or is danger of being harmed by both violation or
10 threatened violation of this Code, is entitled to
11 appropriate injunctive relief to prevent the violation
12 from continuing or occurring, and so on relief that
13 includes simply reporting to the Court that the County
14 is ready to operate these locations is necessary if you
15 look at the July runoff, for example, the County ended
16 up closing 12 polling locations at the last minute, with
17 no advanced notice because they had not recruited enough
18 poll workers to account for poll workers dropping out,
19 due to Covid. And in March there were a number of
20 polling locations that opened late and were not opened
21 for the requisite 12 hours, and so this type of
22 injunctive relief is expressly provided for in the
23 Election Code, and necessary to ensure that these
24 locations are not just ordered, but actually operated.
25 And I will end there, Your Honor.

1 THE COURT: Okay, thank you, Mr. Green?

2 MR. GREEN: Good afternoon, Your Honor.

3 Before I begin with an opening statement, I wanted to
4 check with you, there are a couple of documents that
5 Defendants have filed in this case over the weekend; one
6 was a plea to the jurisdiction, actually filed on Friday
7 evening, and the other is a response opposing
8 Plaintiff's temporary injunction application that was
9 filed last night. I don't know if you have a copy of
10 those before you --

11 THE COURT: Did you send them to me?

12 MR. GREEN: No.

13 THE COURT: Then I don't have them. You
14 can send those to my Clerk.

15 MR. GREEN: Okay.

16 THE COURT: Clerk407@bexar.org. Do you
17 want me to give it again?

18 MR. GREEN: No, Your Honor. I do think I
19 I have it down and I'm going to send that momentarily.

20 THE COURT: Okay. Perfect. She will
21 send it right on to me. Thank you very much.

22 MR. GREEN: So as Plaintiffs outlined in
23 their opening statement. Initially in this case there
24 were three claims. One of them appears to have been
25 resolved. We have a Rule 11 that should go on file

1 today. The other two relate respectively to, first off,
2 the notice requirement under the Texas Election Code,
3 for election day polling places. And the second
4 probably more substantial claim for relief involves the
5 number of polling places that Bexar County will be
6 operating on election day, this cycle. Our position as
7 outlined in the written responses that we filed is kind
8 of multifaceted. First of all, we contend that
9 Plaintiff's lack that they have failed to state claims
10 that can vote this Court subject matter jurisdiction.
11 That's the basis for the plea to the jurisdiction that
12 we filed. And of course, because there is no subject
13 matter jurisdiction, it wouldn't be appropriate for this
14 Court to enter injunctive or any other relief against
15 the Defendants in this case. And then as to the merits
16 of Plaintiff's claims, it is our position that
17 Plaintiffs have failed to establish a violation of the
18 Election Code, and has failed to establish particularly
19 with respect to their notice argument and injury that
20 would invoke the authority to enter injunctive relief
21 under Section 273.081 of the Election Code. But before
22 we get to those points, which I would like to address in
23 opening, I would to first begin by pointing out that
24 this is a very recent lawsuit. This case was commenced
25 on Tuesday of last week. Very quickly it was removed to

1 Federal Court and then remanded here. But as
2 Plaintiff's note, in their original Petition, at the
3 time they filed that, we are 29 days from election day.
4 As of today, we are 22 days away from election day. In
5 person early voting begins in a number of hours,
6 overseas ballots, military ballots have already been
7 coming in. In a very real sense the election is already
8 happening. And the in person voting is about to begin.
9 If I may do a screen share, I would like to provide some
10 case law to the Court that is relevant to the
11 significance of the timing, and if I have done this
12 correctly, I believe that you should have a case on the
13 screens that we can all see. This is a case that was
14 decided by the United States Court of Appeals for the
15 5th Circuit, about two weeks ago. This was a claim that
16 was based on the availability of straight ticket voting.
17 The Legislature had passed a law a couple of years ago
18 that eliminated straight ticket voting. A group of
19 Plaintiffs sued the challenge. That law, a Federal
20 District Court, granted a temporary injunction that
21 would have re-instated the availability of straight
22 ticket voting, and the 5th Circuit very quickly entered
23 a stay of that injunction. And the reason for that is
24 indicated by the highlighted language that I hope we are
25 all able to see. They are pointing out --

1 THE COURT: I think we are one screen
2 behind you. I'm just showing your exhibit list.

3 MR. GREEN: One moment. I'm sorry about
4 that. Okay. Is that better?

5 THE COURT: Yes, sir, I have it now.
6 Thank you.

7 MR. GREEN: Okay. So the reasoning that
8 the Fifth Circuit is walking through here is primarily
9 based on the fact that the United States Supreme Court
10 has said over and over again, that to grant temporary
11 injunctive relief on the eve of an election is
12 inherently improper. It is not the role of Courts
13 immediately before the election to change the rules
14 regarding the way that the election is going to be
15 administered. You see a number of past Supreme Court
16 cases that the Fifth Circuit is relying on there, and
17 then I also think it's notable to point out that they've
18 gathered the citations that indicate that when they say
19 the eve of the election, they can mean 30 days before
20 the election, in come cases it's been 29 days before
21 election day, and in one case it was 60 days before
22 election day. We are closer than that right now, and
23 plaintiffs have come to Court, they initiated this
24 litigation with so little time remaining, and they're
25 seeking quite sweeping injunctive relief. So they want

1 the Court to order Bexar County to open approximately 27
2 additional election day polling places. This is, of
3 course, in the course of the General Election that's
4 occurring in the midst of a pandemic, during which four
5 of Bexar County's election day polling places are going
6 to be mega centers, which means they are going to be a
7 large center designed to accommodate a lot of voters
8 with a lot of equipment, that will allow voters to be
9 spread out and will hopefully minimize the amount of
10 time that the voters have to stand in line. They are
11 also asking for ongoing Court supervision of Bexar
12 County's administration of this election. They want the
13 Court to order that Bexar County have five voting
14 machines at every polling place, and that we submit
15 reports to the Court regarding the manner in which the
16 election was administered. It's hard to overstate how
17 disruptive that would be to the elections department,
18 which again is in the midst of administering what will
19 probably be a very high turnout election, that's taking
20 place in the midst of a pandemic. Now, the case that
21 I've shown you here the 5th Circuit case that's focused
22 on Federal Court intervention to elections, but this
23 case law is equally applicable in State Courts. Here I
24 have an opinion of the State Supreme Court in a mandamus
25 petition that was issued, I believe, just a little over

1 a week ago or just about a week ago, and you will see
2 that this State Court and the State Supreme Court is
3 looking to these same principles, that disrupting the
4 administration -- administration of an election this
5 close to election day, is inherently improper. One more
6 thing I want to point out about this 5th Circuit
7 opinion, in that case, as in this case, we've got
8 arguments about the timing. We also have arguments
9 about standing and arguments about the merits, but what
10 the 5th Circuit is saying here in this language that I'm
11 going to highlight, is that the timing, itself, entering
12 temporary injunctive relief this close to the election,
13 itself, is erroneous, and that's enough of a basis to
14 stay the entry of that relief, regardless of standing
15 issues and without even reaching the merits. With that
16 said, I would like to point out, in addition to the
17 timing defects, this Court also is without subject
18 matter jurisdiction. The primary reason for that is
19 that as to their claim regarding the number of polling
20 places, they have failed to plead facts that will show a
21 violation of the Election Code. And I would like to
22 walk through that with you in a moment. And then as to
23 their notice argument, they have failed to plead facts
24 that could show any injury resulting from the notice
25 defects that they are alleging. With that I would like

1 to go ahead and proceed into a brief discussion of the
2 merits of this case. A very important background
3 consideration here is the difference between the
4 precinct-based voting model that was in effect in Bexar
5 County up until 2019, which you heard Plaintiffs refer
6 to in their opening statement and the Countywide
7 polling place model that has been in effect since last
8 year. Under the precinct-based voting model, obviously
9 on election day, unlike during early voting, all voters
10 were required to cast their ballots at the polling place
11 established within their home precinct. So they had to
12 go vote somewhere that was tied to their home address.
13 You heard a reference a little bit earlier to Section
14 42.0051 of the Texas Election Code. That is a section
15 that addresses the circumstances under which precinct
16 may be combined, under a precinct based polling place
17 model. The idea here is that when a precinct is a low
18 population precinct, it can make sense to combine them
19 into one, for purposes of establishing a polling place.
20 Now, under a precinct based voting model, that would
21 necessarily mean that between those two precincts that
22 were to be combined, there would be two polling places
23 that would be reduced into one. And so the voters
24 within one of those prior precincts would be losing a
25 polling place, and that's why the Legislature required

1 in the statute that before making this combination, the
2 Commissioner's Court making the combination, consider
3 what is the impact on the Voting Rights Act protected
4 groups of eliminating one of the polling places for
5 voters in these two precincts. Countywide polling is a
6 completely different model. Under the countywide
7 polling place plan that was established by the
8 Legislature in which the Secretary of State has given
9 Bexar County permission to participate in, all voters,
10 both during early voting and on election day, may vote
11 at any polling place that is established throughout the
12 County. Voters on election day no longer need to go
13 vote at the polling place in their home precinct. And
14 that is why that difference is the heart of why the
15 Plaintiffs are misconstruing the limitations under
16 Section 42.0051. I would like to point out if precincts
17 are consolidated under a countywide polling place model,
18 that consolidation has no relationship with where
19 polling places are to be located, either within those
20 combined precincts or elsewhere in the County. Because
21 of that, there is no impact to Voting Rights Act
22 protected groups that result from the combination.
23 Because under a countywide polling place model, the
24 voting location may be established anywhere in the
25 County. Because there is no impact to the VRA

1 protected groups, there is no need for the analysis that
2 set out, it's paragraph D of Section 42.0051. Now
3 that's the analysis of the Bexar County Elections
4 Department. So that's an analysis of the Bexar County
5 Elections Department. It's an analysis that has been --
6 that has been met with agreement in the Secretary of
7 State's office, and I would also like to point out, it
8 is an analysis that it's also been agreed with by the
9 Plaintiffs in this case. What I'm showing now is an
10 e-mail message that was received from an attorney with
11 the Texas Civil Rights Project, and it was sent to the
12 Bexar County Elections Department and to Administrator
13 Callanen. The context for this exchange was that this
14 was a message that was sent when the County was
15 beginning the process of transitioning to a countywide
16 polling place model. And as part of that process, we
17 engage with groups that represent community state
18 voters, including groups like Plaintiffs, that represent
19 the interest to be our protected groups. And this is
20 one of the comments that they gave us. They pointed out
21 to us that under a countywide polling place model,
22 voting is based on where people want to vote, not where
23 they live, and for that reason the precinct lines are
24 irrelevant. Again that's because on election day, like
25 during early voting, voters can vote anywhere in the

1 county. Their most convenient polling place might not
2 be anywhere where they live or where their registration
3 address is, it might be close to where their child's
4 school is, or close to where they work, or close to some
5 other place they are likely to be throughout the day.
6 So the Plaintiffs in this case have agreed with us in
7 noting that under countywide polling place, under that
8 system, the precinct lines are irrelevant and,
9 therefore, the combination of precincts doesn't have
10 that impact of VRA protected groups, but is the basis of
11 Plaintiff's primary claim. As to the number of polling
12 places, you may have heard Plaintiffs indicate, Bexar
13 County intends to operate 284 vote centers on election
14 day in November, in 22 days. When the Legislature
15 enacted the countywide polling place program, as you may
16 have seen, they permitted participating counties to set
17 a number of polling places at 50 percent in their second
18 year of participation, of the number of precinct polling
19 places that otherwise would be located in the County.
20 50 percent. Now, Bexar County is operating 284 vote
21 centers. This cycle in November, as I mentioned four of
22 those are going to be mega centers, that is 94 percent
23 of the number of polling places that Bexar County
24 operated, under its precinct polling place system in
25 2016, the last presidential election year. Now, when we

1 engaged with the Plaintiffs as part of our transition to
2 countywide polling place model, the Plaintiffs indicated
3 that they were supportive of the idea of transitioning
4 to a countywide polling place model, because it is more
5 convenient for voters and it's more accessible, easier,
6 for election day voters to become engaged under that
7 system. They indicated we are excited about the move to
8 countywide polling. They also told us that they believe
9 that 286 locations would be an appropriate number of
10 polling places. They ask that we maintain at least 286
11 sites in the November 2020 general election, and that
12 would be sufficient to engage where residents vote when
13 they have the flexibility to vote anywhere, and it would
14 be sufficient to ensure that they are not being
15 inadvertently disenfranchised. Now, this was the letter
16 that was sent to the Bexar County Elections Department
17 by MOVE Texas, the Civil Rights project and the Texas
18 Organizing Project, and this was sent in July of 2019.
19 Now more than a year later, these same Plaintiffs have
20 come to court less than a month before the election to
21 ask for injunctive relief that would include the
22 addition of nearly 30 additional polling places, more
23 than what they previously indicated to us, they believe
24 would be sufficient. As I'm sure that the evidence will
25 get into in a little bit later on this afternoon, we

1 believe that the consolidation of precincts that Bexar
2 County has faced its number of vote centers on, is
3 completely consistent with the requirements of the
4 Election Code. With the precincts that we have, we are
5 able to make those accommodations in a way that no
6 precinct contains more than 5,000 registered voters in a
7 manner that complies with the population limits, Section
8 42.006 of the Election Code, and as I indicated because
9 voters are no longer tied to their home precinct, the
10 impact to VRA protected groups, that would otherwise
11 result from precinct accommodations, is inapplicable
12 under a countywide polling place. Some we've got
13 Administrative Callanen, I believe, on call. She's
14 going to be available to provide us with some testimony
15 as to those points, and so we look forward to making
16 this evidentiary (indiscernible) thank you very much.

17 THE COURT: Okay. Yes, sir, Mr.
18 Gonzalez?

19 MR. GONZALEZ: Yes, Your Honor, first I
20 would like to offer into evidence, Plaintiff's Exhibits
21 A through Q, which have been e-mailed to the Clerk. A
22 through K are attached to the Petition and the remaining
23 were e-mailed separately, and I will share with
24 Defendants at the time, as well.

1 (Plaintiff's Exhibit A-Q
2 offered)

3 THE COURT: Okay. Any objection?

4 MR. GREEN: No objections to the
5 admissibility of these exhibits, Your Honor.

6 THE COURT: Okay. Admitted.

7 (Plaintiff's Exhibit A-Q admitted)

8 MR. GONZALEZ: And then I'm going to turn
9 it over to my colleague, Mr. Mirza --

10 THE COURT: Okay.

11 MR. GONZALEZ: -- for a witness.

12 THE COURT: Yes, sir.

13 MR. MIRZA: Thank you, Your Honor. We'd
14 like to bring Mr. Ricardo Ramirez to the stand.

15 THE COURT: Okay. Mr. Ramirez, raise
16 your right hand, please.

17 (Judge swore in the witness).

18 THE WITNESS: I do.

19 THE COURT: Okay. Yes, sir.

20 MR. MIRZA: Thank you, Your Honor.

21 **DIRECT EXAMINATION**

22 BY MR. MIRZA:

23 Q Good afternoon, Mr. Ramirez, my name is Hani
24 Mirza, I'm the attorney representing the Plaintiffs in
25 this case. I will be asking you questions today. To

TRACY RAY PLUMMER - OFFICIAL COURT REPORTER
407TH DISTRICT COURT (210) 335-2895

1 start things off, please state and spell your full name.

2 A Ricardo Ramirez, R-I-C-A-R-D-O, last name is
3 Ramirez, R-A-M-I-R-E-Z.

4 Q I would like to go over a few general rules to
5 make sure we are both on the same page. Have you ever
6 taken the stand or been deposed before in a case?

7 A I have not.

8 Q So my questions and your answers are being
9 recorded by a court reporter. Because of this, I'm
10 going to ask that you give verbal answers so that the
11 record is accurate. The court reporter cannot record a
12 nod or a head shake. Does that make sense?

13 A It does.

14 Q It's also important that you speak clearly and
15 say yes or no, instead of uh-huh. Will you do that?

16 A I will.

17 Q Okay. Especially given that we are conducting
18 this direct examination via video conference, it is very
19 important that we don't talk over each other. Will you
20 try to wait until I finish a question before you answer?

21 A Yes.

22 Q Okay. And will you let me know if you ever
23 don't understand a question I pose to you?

24 A I will.

25 Q Okay. And will you also let me know right away

1 if you have any technical difficulties or if you can't
2 hear me?

3 A I will.

4 Q Okay. And we are looking for full and complete
5 answers to the questions I'm going to ask you. Do you
6 understand?

7 A I do.

8 Q Okay. And sometimes it happens that you will
9 give an answer as completely as you can, and then later
10 on, maybe five minutes later, you remember some
11 additional information or perhaps some clarification in
12 response to that earlier question. If that happens,
13 please tell me that you would like to add something to
14 your earlier answer, and we will do that while that is
15 on your mind. Will you do that?

16 A I will.

17 Q Okay. It may also occur to you that a previous
18 answer you provided was not completely accurate. If
19 that happens, will you tell me and make any necessary
20 corrections to your answers?

21 A I will.

22 Q Great. And you are under oath today and
23 required to testify truthfully. Do you understand?

24 A I do.

25 Q Is there any reason why you would not be able

1 to provide complete and truthful testimony today?

2 A No.

3 Q Okay. Okay. So you mentioned earlier that you
4 haven't testified before, so I'm going to ask you, jump
5 into your other questions about educational background
6 and work experience. Can you go -- Can you please
7 describe what your educational background is?

8 A I have a double Bachelor's in Political Science
9 and Chicano Studies from UCLA. Subsequently I got a
10 Master's in Education Administration and Policy Analysis
11 at Stanford University, as well as a Ph.D. in Political
12 Science. I worked at the Institute for -- for Public
13 Policy Institute of California, as a visiting fellow,
14 and then I taught at the University of South California
15 for seven years, and I'm now in my eleventh year here at
16 the University of Notre Dame.

17 Q Okay. And did you have any other employment
18 history?

19 A After college or --

20 Q Yes, after college.

21 A No, no.

22 Q And what issues do you have expertise in?

23 A Racial and ethnic minorities in the United
24 States, immigrants, political science, political
25 behavior, public policy analysis and voting related

1 issues.

2 Q Okay. And can you just briefly describe how
3 you -- and you kind of mentioned this generally before,
4 but how did you obtain this experience -- expertise?

5 A My dissertation was on -- it is an American
6 politics dissertation focusing on California politics,
7 specifically at the state and local level, looking at
8 voting patterns and how they have been impacted by
9 changes in both the context and rules, through direct
10 ballot initiative, but also in reaction to other
11 administrative changes, focusing on California, from
12 1990 to 2000.

13 Q And what information from this case did you
14 review to prepare for the hearing today?

15 A Basically any of the literature that cites
16 anything that impacts voting propensities, which is
17 consistent with a lot of my work that looks at voting
18 behavior, what the motivations are for voting, what the
19 deterrence to voting are, both from psychological, but
20 also other political reasons.

21 Q And what facts did you garner from the
22 allegations Plaintiffs pled in this case that's relevant
23 to your expertise?

24 A How administrative changes can impact voters'
25 decisions to participate in the electoral process.

1 Q Okay. And what kind of changes did you deduce
2 from the factual allegations in this case?

3 A Whether having reduced number of polling
4 locations that -- because of consolidation, would in
5 some way either impact or not impact voters but from the
6 Plaintiff's side, I considered that the Plaintiffs were
7 interested in seeing whether it might have a deleterious
8 effect on voters.

9 Q Okay. And you prepared a report and -- for
10 this case. Correct?

11 A I did.

12 Q Okay. And can you provide a summary of that
13 report?

14 A So my overall report looked at all academic
15 outlets for political science, as well as other fields,
16 dealing with voters and propensities to participate. I
17 started just by -- or the overall finding is that when
18 things -- when the cost of voting increase through
19 administrative changes, it does have a negative
20 consequence, and I -- based on some recent findings,
21 there is evidence that it could have downstream effects
22 or effect on future elections by making it harder to
23 vote for one election cycle, it could impact future
24 elections.

25 Q Can you give examples of -- for what you mean

1 when you say administrative changes?

2 A That could be closing of polls, reducing the
3 number of days that are available to cast a ballot,
4 changing the poll location, increasing -- I looked at
5 anything administrative, whether it was going to be
6 conclusive or inconclusive, I basically just sought out
7 anything that the literature would say, in terms of
8 whether there is any evidence on any kind of an effect,
9 even if it meant that there was no effect based on
10 certain administrative changes. So again, poll closings
11 and consolidation, changing the polling location to
12 somewhere that was further, et cetera.

13 Q And what findings or conclusions did you make
14 in your report?

15 A So the basic findings are that changing the
16 polling location, based on either consolidation or
17 changing its location, has multiple costs. The first is
18 information, right? So voters need to find out where
19 their new polling location is, and that has consistently
20 shown that it depresses turnout among voters. The
21 second is the ability to get to the new polling
22 location, whether -- so if their polling location closed
23 based on consolidation or disclosure, then they now have
24 to go further, and there is consistent evidence that
25 shows that the further a polling location is from one --

1 from one election cycle to another, we see a drop in
2 turnout, and this was evidenced across studies in
3 multiple states, multiple kinds of elections, and across
4 different years, as well. The final finding was that
5 the effects that are found, in general, among voters,
6 are actually exacerbated on racial ethnic minorities and
7 low income populations, as well.

8 Q And in your report you talk about the term cost
9 of participation. Can you explain what that phrase
10 means?

11 A Yes. So there was a report that basically
12 looked at the two stages of voting in elections. The
13 first stage is registration, and the second stage is
14 actual voting. So there was a cost of voting index that
15 was created from 1996, after the 1993 Motor Voter Act in
16 Congress, so they looked at all presidential elections
17 subsequent to that point, so starting in 1996 and ending
18 in 2016, and they looked at any kind of changes, whether
19 it be adding measures such as voter ID, but also if a
20 State pursued something that made things easier, so
21 being able to register online or having more days to
22 vote, having more time to register, so it is a very
23 comprehensive index to measure whether a State has been
24 moving in a direction that makes it harder to vote, so
25 the cost of voting increases, or it gets easier. And

1 States fluctuate overtime, the State of Texas has
2 actually went from the 14th easiest state to vote in, in
3 1996, to the 46th state. So only three states are
4 harder to vote in or have higher cost of voting during
5 this 20 year period. And I subsequently applied that
6 same logic to sub state jurisdictions, to see if we see
7 additional effects beyond state decisions -- on State
8 administrative decisions.

9 Q And can you briefly explain what you mean by
10 sub state, like what entities?

11 A Anything below the state level, so it's not
12 statewide elections but rather looking at counties,
13 looking at cities, looking at cities, looking at school
14 boards, looking at any kind of election at the local
15 level, whether it, you know, again School Board, city,
16 county, and even when it is a part of a statewide
17 election, like let's say one of the cases that I looked
18 at was the California re-call election. Researchers
19 were able to look at some administrative changes that
20 were done solely in Los Angeles County, and did an
21 analysis of voting during that general election, but its
22 effect on one particular jurisdiction that made certain
23 specific changes that were only impacting its residence.

24 Q And as you mentioned that one of the reasons --
25 one of the causes of these increase in costs was voter

1 registration restrictions. What are some nonvoter
2 registration causes for increases in cost of
3 participation?

4 A In terms of voting?

5 Q Yes.

6 A I'm not clear. Again, it is how hard -- I'm
7 sorry. It's how hard it is going to be for voters to
8 make it to cast their ballot.

9 Q Okay. Can you give us some examples of what
10 would make it hard for people to cast their ballot?

11 A So if they -- they were more limitations on the
12 number of days in pre-election voting, if there were
13 less total number of polling locations, but in
14 particular, focusing on -- from one election cycle to
15 another, did their polling location change. By changing
16 the location, there is a measurable number of voters
17 who, because of these added burdens or costs, won't
18 eventually cast their ballot. If it is not where they
19 used to go vote, then they won't vote at all. So the
20 first part is the information, and then for others,
21 especially other communities that might struggle with
22 distance, maybe they don't have a car or maybe public
23 transportation isn't reliable or doesn't -- or if maybe
24 even if they had to just take one bus before, but now
25 they have to transfer multiple times, it might lead to

1 the decision it is too much of a hassle to vote. So
2 that's the assessment by the academic studies. They
3 basically talk about it as reduced convenience, in terms
4 of transportation or distance.

5 Q And how did these increases in cost of
6 participation, impact minority communities, in
7 particular?

8 A It varies from study to study, but consistently
9 in every study that I looked at, that I was able to find
10 that actually tested it for all voters and then did a
11 subsequent analysis on whether the effects were felt the
12 same or differently by minority or poor communities.
13 Consistently those studies found that the effects were
14 felt more by these communities.

15 Q And what are some methods that are used to
16 analyze this causal connection between the increase, the
17 cost, and reduced voter turnout?

18 A So the -- some of the more innovative ones that
19 stand -- that are not just accepted, but are seen as the
20 standard, is to take -- you identified voters from one
21 election cycle and you match them based on multiple
22 characteristics. Right? So their vote history, so you
23 want to make sure you compare apples to apples. So you
24 want to make sure you compare a voter who is a
25 consistent voter, a voter who is an occasional voter,

1 and they match on other characteristics, such as
2 partisanship, if it is there, the -- and multiple
3 variables. They want to get as identical as possible
4 voters and then the causal connection comes by
5 identifying whether those voters for whom their polling
6 location changed, whether they had the same rate of
7 turnout in the subsequent election, compared to those
8 voters who didn't have their voting location changed.
9 So that's the one for the information. There is also
10 causal connections in terms of identifying again
11 matching on all these characteristics and identifying
12 those for whom their polling location was closer, and
13 others where their subsequent election or polling
14 location was actually further, and then they measure the
15 effect across, a generalizable effect.

16 Q And what -- based on these methods and studies
17 what was -- what were the findings about how this
18 impacts voter turnout?

19 A Consistently that it -- I mean, it varies by
20 the type of administrative change, but each of these
21 administrative changes did have a reduced effect on
22 turnout. So it could range from two to five percent in
23 some election cycle. In a very recent election in
24 Milwaukee, consolidation of polling locations led to the
25 ten percent drop in black voter turnout, compared to

1 their suburban counterparts whose polling locations were
2 not consolidated, so whereas the generalized effect was
3 about 8.9 percent, I believe, the effect for African
4 Americans was actually a little bit over 10 percent. So
5 I think it was about a one and a half percent higher
6 effect among blacks, and that was in the 2020 election -
7 (indiscernible) election, sorry.

8 Q And so based on the studies, these findings and
9 your expertise, how do you think -- what kind of impact
10 would there be on voter turnout, if polling locations
11 were reduced even by ten polling locations or 20 polling
12 locations?

13 A It is hard to gauge exactly the size of the
14 effect, but there is consistent evidence that there will
15 be an effect. So I can't, without having data and
16 actually you won't be able to identify this until after
17 the election, the size of the effect, but it, you know,
18 the consistent finding across these academic studies is
19 that making changes to polling locations through
20 closures or changes in where they are located, leads to
21 reduced turnout.

22 Q And what kind of effect would those closures
23 have with regard to minority communities?

24 A Yes. Again, so if we draw our conclusions
25 based on what's happened in multiple locations across

1 the country, it would appear that minorities would feel
2 the effects even stronger. The size of the effect would
3 be uncertain, but consistently they have found that
4 minority and poor communities tend to be more sensitive
5 as to these kind of changes.

6 Q Can you explain to me what the cost of voting
7 index is?

8 A Again, the cost of voting index was an index
9 that was constructed by academics. They looked at a
10 range of state decisions that impacted either
11 registration or voting, from 1996 through 2016, and
12 tested it, multiple iteration of information, including
13 restrictions on who could vote through voter ID laws, or
14 by making things easier for voters, either during the
15 registration process, or the voting process. So the
16 seven -- the seven broad areas, four which are focused
17 on registration, and three which focus on voting, on the
18 actual voting process, they create this index and track
19 states over time, over this 20 year period.

20 Q And was that the index you were referring to
21 when you were talking about Texas' fall in the rankings?

22 A It was. It was. So they went from the 14th
23 easiest to the third hardest or the 46th -- I'm sorry,
24 they went from the 14th easiest to the 46th, and only
25 three states were harder to vote, based on this cost of

1 voting index.

2 Q And so you discussed today how changing polling
3 locations -- closing polling locations, consolidating
4 polling locations or moving them further away from
5 voters can negatively impact voter turnout. What kind
6 of implications would this have for voter turnout on
7 a -- in a long term scale or voters?

8 A Potentially, if -- a lot of the political
9 science literature shows that voting is habitual. So
10 just like voting consistently makes you more likely to
11 vote, if you make things harder for people to vote,
12 there is emerging evidence that shows that it could also
13 have long term negative effects. So not just in the
14 initial time when something changes, but in subsequent
15 elections, as well.

16 Q Can you specifically explain what you mean by
17 long term negative effects?

18 A So beyond the immediate election when changes
19 happen, it could impact the -- I mean, the subsequent
20 election, so the next primary or general election. But
21 then we don't have enough studies yet to have looked at
22 the effects, you know, two or four, beyond two years, so
23 I think the one study looked at the next general
24 election, which was two years, after their study. So we
25 don't know what it would look like four years or six

1 years, but we can draw some conclusions based on the
2 inverse, which is when people start voting more often
3 when things get easier, they also vote at higher rates
4 in subsequent elections.

5 Q And how does the covid 19 pandemic effect voter
6 turnout?

7 A The one study that just came out, and it also
8 has to deal with Milwaukee, the authors based on their
9 data and based on some of the accounts that were
10 identified in the communities that were hardest hit,
11 they concluded that it is likely that they had some more
12 negative effects because of covid. Obviously, that
13 causal connection is uncertain because I think it would
14 be determined by the concentration of covid and, in
15 particular, areas. Milwaukee was particularly hard hit,
16 so that's why they looked at that.

17 Q And so covid -- the covid 19 the effect of the
18 covid 19 pandemic, coupled with some of the
19 administrative changes you talked about, can you discuss
20 how the pandemic could -- what the pandemic could do in
21 terms of voter turnout -- due to voter turnout -- sorry,
22 let me scratch that. Let me ask that again. You
23 discussed somehow some of these administrative changes
24 will lead to reduced voter turnout. Is there any
25 analysis or do you, in your expertise, do you have any

1 thoughts on how the Covid 19 pandemic could impact those
2 issues further?

3 A If we couple the different findings together,
4 so the findings about reduced participation when
5 distances are increased, so if you have to take multiple
6 buses to get there, if we couple that with the findings
7 that people behave differently during Covid 19, as was
8 the case in Milwaukee, people might not want to --
9 voters might not want to subject themselves to even
10 further exposure by having to transfer buses, by, you
11 know, it is just another barrier or burden that voters
12 would have to experience. So again, we would have to
13 couple separate studies because Covid is such a new
14 phenomenon that the only study that has been published
15 on this is the Milwaukee case, related to Covid 19.

16 MR. MIRZA: Thank you so much, I would
17 like to pass the witness.

18 THE COURT: Mr. Green?

19 MR. GREEN: Thank you, Your Honor, and
20 good afternoon, Dr. Ramirez.

21 **CROSS EXAMINATION**

22 BY MR. GREEN:

23 Q I would like to begin by making sure that I'm
24 understanding some of the analysis that you've done, and
25 its applicability to the November 2020 General Election

1 in Bexar County. So as I understand it, your approach
2 here was to compile a research that's been done in other
3 jurisdictions regarding the effects of changes in voting
4 administration, on voting access; is that correct?

5 A The way I approached it is look for any studies
6 that have been done anywhere.

7 Q Okay. Did you do any additional research on
8 Texas or voting administration in Bexar County?

9 A There are -- there were no published studies on
10 Bexar County, in particular, but the research builds on
11 itself. So most of these studies cited the early works
12 to find out whether earlier findings hold true across
13 time and place.

14 Q Of course. And would you generally expect that
15 if the conditions of an election administration are the
16 same, then the findings of the various researchers would
17 be true across jurisdictions?

18 A All else equal, yes, but their, you know, we'd
19 have to control for multiple things.

20 Q Of course. I would like to go over a little
21 bit, the cost of voting index, that came up during your
22 direct testimony, and I'm looking at your report. It
23 appears that you've identified seven factors --

24 A Yes.

25 Q -- that weigh in the cost of voting index?

1 A Uh-huh.

2 Q And if I could just read them off very quickly,
3 the registration deadline, voter registration
4 restrictions, registration drive restrictions,
5 preregistration restrictions, voting inconvenience,
6 voter ID laws and poll hours. Did any of the research
7 that you did cover which of those election rules in
8 Texas are established on the state level, versus by sub
9 state level election administrators?

10 A The cost of voting index was solely done by
11 administrative changes at the state level.

12 Q Okay. So a little bit further up in your
13 report where -- actually, sorry, further down in your
14 report where you are discussing Texas' ranking, based on
15 that cost of voting index, does that ranking take into
16 account of sub state level election administrative rules
17 or decisions?

18 A It holds true for the whole state.

19 Q Okay. Would it be correct to say that if Texas
20 has moved in that ranking, that it is because of
21 decisions made at the State level?

22 A It would be correct to say that at the State
23 level, all State voters face this across the board.

24 Q Okay. You covered some of the factors that can
25 influence the difficulty that a voter will face in going

1 to vote, and two things that caught my attention were,
2 first of all, information costs, and then second,
3 distance to travel to a polling place. So I would like
4 to begin with information costs. When you say
5 information costs, what types of things are you
6 referring to?

7 A The primary one that the studies I looked at
8 considered, were identifying where -- when they would
9 have to vote and where they would have to vote. So the
10 polling location, if it is readily -- if it is -- the
11 cost of -- the information cost increase, whenever
12 something changes from one election cycle to another.

13 Q That makes sense. Did any of the research that
14 you reviewed discuss ways that sub state level election
15 administrative can ameliorate those election costs?

16 A They did make reference to the enhancement of
17 absentee voting as one way to get around voting costs
18 that a voter might face, but consistently they found
19 even when you did have a particular uptake in absentee
20 voting, the overall cost still outweighed the positive
21 effects that were done to help that out.

22 Q Okay. If voters had an additional time period
23 to early vote in person, would that have any impact on
24 the information costs or other costs that the voter
25 would face?

1 A Not in the sense that some voters would face
2 costs and others wouldn't. So there is still disparate
3 effects where if a county, a municipality, or any other
4 jurisdiction tries to ameliorate those information
5 costs, everybody benefits from them, but the costs
6 remain there for those who now have to find out their
7 new polling location or how to get there or, you know,
8 anything else related to actually getting there. And
9 that's why the matching is really important.

10 Q Okay. What if hypothetically in an elections
11 administrator or a County Government perhaps maintained
12 a website where voters could look up polling places or
13 input their address and view locations and hours and
14 dates that they could vote, would that be an effective
15 way of ameliorating that information cost?

16 A Again, it would be the -- you are reducing the
17 cost for everybody, but the differential in costs are
18 still there.

19 Q Okay.

20 A So if the -- if someone's voting location is
21 still at the same place, they don't have to figure out
22 how to get there, that's different than what they did
23 the previous election cycle, whereas people for whom
24 their polling location changed, they now have to figure
25 out, you know, well, do I understand where that is,

1 first, you know, and then how do I get there, and you
2 know, will I make it on time. So it is the
3 differential effect that's important to look at.

4 Q Okay. Does the accessibility of that
5 information lessen the differential effect?

6 A No. I mean, none of the studies identified
7 ease of access to new information, as reducing the
8 differential costs.

9 Q Okay. So is it the conclusion of the research
10 that you reviewed, that all changes to polling place
11 locations exert this differential effect?

12 A For those whose polling location changes or for
13 who -- not only if it changes, but if it is further, so
14 and they divide those costs separately, so they measure
15 one thing and say what is it just a change, and then
16 now let's look at differences, and the distance studies
17 have gone in so far including new technology that look
18 at not just raw distance, you know, from point A to
19 point B, but considering the navigation within streets
20 and what have you. So it's gotten even more
21 sophisticated.

22 Q Okay. I did want to ask you a little bit about
23 those distance studies. I noticed throughout your
24 testimony, and as I've been speaking with you, you are
25 often referring to their polling location to a voter's

1 polling place. What do you mean by that, when you say
2 their polling location or the voter's polling place?

3 A So the way these studies work is they -- they
4 will take similarly situated voters to the nearest -- to
5 their nearest polling location, and it is identified
6 where -- yeah, they identify whether they voted absentee
7 or early, so they take out all the people that vote in
8 those ways and any other -- and only identify those who
9 had their most proximate polling location, match them up
10 with someone with similar distance to their nearest
11 polling location, and then compare it after

12 administrative changes have been taking place, where the
13 nearest location is now further for one group of voters
14 versus another, and then they compare the turnout rates.

15 Q Okay. Now, when you say their nearest polling
16 location, what is the starting point for that measure?

17 A The registered voter address.

18 Q Okay. Have any of the studies that you
19 reviewed, do they cover whether voters of any racial
20 group or socioeconomic group or just voters in general,
21 do those studies cover where those voters go throughout
22 the day on election day?

23 A No, they do not.

24 Q Okay. Would it be significant to the findings
25 of those studies if voters were permitted to vote at a

1 location near to wherever they might might be during the
2 day on election day, as opposed to the nearest location
3 to their registration address?

4 A Again, that would be another instance where
5 everybody is benefiting from this enhanced access, but
6 there will be those for whom maybe they are stay at home
7 moms, you know. So there is going to be a subset of
8 voters for whom even with the being able to vote at any
9 location, the closest one would still be the one that
10 they used to go to. And if that's no longer there, then
11 they would be negatively impacted, so --

12 Q Okay.

13 A -- but on the aggregate, you know, again, the
14 effects are two to five percent in most of these
15 studies.

16 Q Okay. But I mean, to be fair, if we aren't
17 studying where the voters are throughout the day, can we
18 make any finding about the effect for any group of
19 voters on how far they have to travel? If we don't know
20 where they are starting from, we don't know where they
21 are. How can we measure how far they have to go?

22 A Well, the studies on changing in polling
23 locations would account -- we'd have to assume
24 appropriate, I would say, that ease of access would be
25 randomly distributed, right? So everybody's benefiting

1 if they now can vote anywhere, but -- and just because
2 they didn't test for that, it doesn't diminish the
3 findings that just using the measure of proximity or
4 changes to their polling location, has a consistent and
5 negative effect.

6 Q Okay. It sounds like what you are saying is
7 that we would speculate that some differential effect
8 would remain.

9 A That's all we'd be able to do prospectively in
10 a new jurisdiction. The only certainty we can find is
11 post hoc or after an election.

12 Q Okay. You noted a minute ago that in the
13 studies that you reviewed, the practice of the
14 researchers was to eliminate absentee and early voters
15 so as to focus on the experience of election day voters.
16 Did I understand that correctly?

17 A I'm sorry if I misspoke. They don't eliminate
18 it, they compare absentee voters, they look at all
19 voters and then look at the differences, and then they
20 look at ways that they vote, whether they vote absentee,
21 and then account for the differentials in each of those
22 stages, and they still found an effect for those that
23 vote in person.

24 Q Okay. As I'm reviewing your reports, I see a
25 reference to an election that was studied in Los Angeles

1 County in 2003, you referred to a 2020 election in
2 Milwaukee, and I believe there were a handful of
3 other -- or 2001 mayoral election in Atlanta, and a
4 handle of other jurisdictions. Are you aware if any of
5 those jurisdictions used a model like the one in Bexar
6 County, that permits election day voters to vote at any
7 polling place within the jurisdiction?

8 A To my knowledge, none of these studies
9 incorporated places like that.

10 Q Okay. And is that distinction, in your
11 opinion, between a precinct based model where election
12 day voters have to vote at one location, versus a vote
13 center model where all election day voters may vote at
14 any location, is that significant to the findings in
15 these studies?

16 A I would say that most of those studies would
17 still be able to account for the distance to their
18 closest proximate polling location from their place of
19 residence, or where they are registered to vote. So
20 they would still be able to conduct the same study under
21 those mechanisms, because the -- whether you can vote at
22 any location, some locations will remain the same and
23 others will change. So those voters who had been used
24 to going to the same place for, you know, one, two,
25 three, four elections, they will have less costs than

1 someone who has to find a new place, even if there are
2 more accessible to them.

3 Q Okay. But the starting point for that analysis
4 would still be the voter's home registration address?

5 A That's all the information that we can
6 administratively get, as academics. We don't have
7 access to their place of work. We basically get data
8 from registrars of voters, which include voter turnout
9 and then incorporate census based information. And the
10 study that incorporated transportation costs, it
11 incorporates some census based information. So I could
12 see, you know, people wanting to look at other things,
13 but given what we have access to, it is just
14 administrative records.

15 Q I understand.

16 MR. GREEN: I think that's all the
17 questions that I have for now. Thank you very much.

18 THE WITNESS: Thank you.

19 THE COURT: Anything else, Mr. Mirza?

20 MR. MIRZA: Just a couple of questions
21 Your Honor.

22 BY MR. MIRZA:

23 Q I wanted to go back to the costs of voting
24 index. Opposing counsel mentioned that there were
25 seven components; registration, deadline, voter

1 registration restrictions, registration, drive
2 restrictions, preregistration restrictions, voting
3 inconvenience, voter ID laws and poll hours, can you
4 discuss what voting inconvenience means?

5 A Yes, that's the most relevant component of the
6 index. So this is -- this is an additive index, which
7 means they -- it is whether or not a jurisdiction is
8 doing any of these things, right? So do they have early
9 voting availability, do they have excuse required for
10 absentee voting, is there base sanctions excuse required
11 for absentee voting, is there access to in person
12 absentee voting. So is there no all mail voting, and
13 then no (indiscernible) and you are able to stay -- to
14 vote absentee, do they have access to time off from work
15 for voting, access to time off from work with pay for
16 voting, and reduction in the number of polling stations.
17 So it incorporates all these different things that make
18 it either more convenient or less convenient to vote.
19 So it is a very comprehensive measure, just even in that
20 one access -- I mean, section. You are on mute.

21 MR. MIRZA: Thank you so much. I pass
22 the witness.

23 MR. GREEN: I don't think I have anything
24 further.

25 THE COURT: Thank you. Mr. Gonzalez,

1 what is next?

2 MR. GONZALEZ: No further witnesses from
3 the Plaintiff, Your Honor.

4 THE COURT: Okay. Very good. Mr. Green?

5 MR. GREEN: Yes, Your Honor. I would
6 like to call Ms. Callanen, please.

7 THE COURT: Good morning, Ms. Callanen,
8 or good afternoon. If you could turn on your video and
9 unmute your microphone for us, please.

10 THE WITNESS: Thank you.

11 MR. GREEN: Oh, there we go.

12 THE WITNESS: Thank you, Judge. I
13 appreciate it.

14 THE COURT: Oh, there you are. Good
15 afternoon. Raise your right hand, please.

16 (Judge swore in the witness).

17 THE WITNESS: I do.

18 THE COURT: Thank you. Okay. Yes, sir,
19 Mr. Green.

20 **DIRECT EXAMINATION**

21 BY MR. GREEN:

22 Q Good afternoon, Ms. Callanen. It is good to
23 see you again. So I'd like to try to keep this as brief
24 as we can. Quickly, I would like to talk a little bit
25 about the transition between the voting model in place

1 for Bexar County before 2019, and that which has been in
2 place since 2019. Can you describe briefly what has
3 changed?

4 A Yes, we were blessed that we were able to move
5 to the vote center model, which has been well received
6 and been a pilot program, starting back with the State
7 of Texas and the Secretary of State's office 12 years
8 ago. And it has just grown and grown and each
9 successive Legislation session they opened it up to more
10 and more counties. And so we were -- we could take
11 advantage of it in 2019.

12 Q Okay. So for voters who are voting on election
13 day, what is the difference between the old system and
14 the new system?

15 A Convenience. Plain and simple it is
16 convenience. There is no mad dash at the end of the day
17 to get back into their home neighborhoods, so that they
18 can vote at their poll cites when we were precinct
19 based.

20 Q I see.

21 A Vote centers are exactly the same as early
22 voting.

23 Q Now, historically, Bexar County has long had
24 early voting; is that correct?

25 A Correct.

1 Q Okay. And in past elections in Bexar County,
2 do most voters vote during early voting or do they
3 generally vote on election day, if they are voting in
4 person?

5 A We have a real high turnout for early voting.
6 We will normally get 60 to 65 to 70 percent of our
7 voters for early voting.

8 Q Okay. Now, as a general matter, and you can
9 just give me a range, about how many locations are there
10 available for voters during early voting?

11 A Normally we'll have anywhere between 32 and 48.

12 Q Okay. Do you happen to recall in 2016 how many
13 early voting locations you used?

14 A We had 42.

15 Q Okay. And how about this year?

16 A We have 48.

17 Q Okay. And do you happen to remember in 2016
18 how many election day polling places you had?

19 A 302.

20 Q Okay. And this year how many do you
21 anticipate?

22 A 284.

23 Q Okay. Now, I understand that this year, thanks
24 to the ongoing pandemic, some of those polling places
25 will be a little different. Some of them will be mega

1 centers. Can you describe to us briefly what that
2 means?

3 A Correct. In each of the Commissioner's
4 precinct, we have selected one large location where we
5 can really go over and above on social distancing. At
6 the AT&T Center, we'll put 40 units over there. When we
7 have Alzafar Shrine Temple out on 1604, we'll have 30
8 units there. And for the new sites, both St. Paul and
9 Palo Alto, they will each have 20 units, where our
10 normal early voting sites would have anywhere from 8 to
11 12 units.

12 Q Okay. Now, you mentioned that you had 302
13 polling places in 2016. Was that under the old precinct
14 based model or was that under the vote center's model?

15 A That was under the old model.

16 Q Okay. So in fact, isn't it true that this
17 November's General Election will be the first
18 Presidential election in Bexar County, to use a vote
19 center model?

20 A Yes.

21 Q Okay. What was the process like on the County
22 level for making the transition to the vote center
23 model? What did you have to do?

24 A It was a very stringent application process
25 set-up by the Secretary of State's office, where we are

1 required to hold public hearings. We invited our
2 various stakeholders to meetings where we shared maps
3 with them, gave the pertinent information, we gave
4 populations, we gave the voter registration numbers, and
5 we came together at the end, after that process,
6 recommendations were made, letters were sent in of
7 support. Then we took all of this to Commissioner's
8 Court where we held a final public hearing, and
9 Commissioner's Court supported that. Then we had to
10 have obviously a letter of recommendation that was
11 signed by Judge Wolff, and we had to send the minutes
12 and the video clip from the public hearings, and all of
13 that information up to the Secretary of State, where
14 they weighed it all and then gave us approval to move
15 forward. Once we held our first election under vote
16 center model, we then had to do a lot of data mining and
17 send that up in support to the Secretary of State's
18 office, where we were granted permission to go forward
19 with vote centers in Bexar County.

20 Q Okay. As part of that process, did your office
21 have any interaction with community stakeholder groups
22 that might represent demographic populations protected
23 by the Voting Rights Act?

24 A Absolutely.

25 Q Okay. What were some of the groups that you

1 had discussions with?

2 A Texas Organizing Projects, Civil Rights,
3 NAACP, LULAC, MALDEF, and then we as a natural course,
4 then we opened it up to our immediate stakeholders, and
5 by that I mean the entities that we hold their elections
6 for. Because it was very important that they understood
7 what we were going to be doing as we moved forward to
8 holding their elections in the future.

9 Q Okay. Referring specifically to the groups
10 that represent VRA protected demographic population,
11 would you say in general that they were supportive in
12 adopting the vote center model?

13 A Absolutely.

14 Q Okay. Did any of them express to you why they
15 were supportive?

16 A Again, it was going to be for the convenience.
17 That seemed to be the overarching element, that the
18 voters had the ability to vote wherever they may be at
19 that time. And in reality, when we did our first vote
20 center and we did our data mine, and we found out that
21 42 percent of the voters on election day chose to vote
22 in one of the vote centers that was not in their
23 immediate neighborhood.

24 Q Okay. Do you have any opinion about whether
25 that type of convenience might be historically why

1 early voting has been so popular?

2 A I think absolutely. That's exactly what it is,
3 it is a convenience.

4 Q Okay. Now, in your interactions with community
5 stakeholder groups, including the Plaintiffs in this
6 case, did they express any reservations about the
7 transition to the vote center model?

8 A No, because they were invited to the table and
9 a number of them made recommendations back to us, where
10 they did their, again, data mining, where they looked at
11 the historical data. And you know, I mean we made sure
12 that items, much like they would be on a bus line.

13 Q Okay.

14 A We did data work, we had two poll sites that
15 may be 1500 feet away from each other. So it made sense
16 that one of those sites would be closed. And so they
17 came forward with a number of recommendations.

18 Q Okay. Did you incorporate any of those
19 recommendations into the manner in which elections were
20 administered in 2019 and this year?

21 A Almost to a one, yes, we did. We did it as a
22 group, and it was well accepted.

23 Q Okay. Now, as I think the Court has heard in
24 our opening, and I'm going to attempt once again to do a
25 screen share so that I can show this to everyone, let's

1 test my level of technological ability. I hope that I'm
2 now displaying a statute on the screen. Is everyone
3 able to see Section 43.007 of the Texas Election Code?

4 A Yes.

5 Q Okay. This is the statute that permits -- that
6 establishes countywide polling, the countywide polling
7 place model; is that correct?

8 A Correct.

9 Q Okay. I'm just going to scroll down to
10 paragraph F of the statute. This is the paragraph that
11 describes the number of polling places that counties
12 must use under the countywide polling place model, and
13 as I'm looking at it, subparagraph one refers to
14 counties who are in their second or further year of
15 participating in the program. Is Bexar County one of
16 those counties?

17 A Yes.

18 Q Okay. And am I correctly reading the statute
19 that it says that counties such as Bexar County must
20 have at least 50 percent of the number of precinct
21 polling places that would otherwise be located in the
22 County for that election; is that right?

23 A Correct.

24 Q Okay. Now, when they say otherwise would be
25 located in the County, are they referring to the old

1 precinct based voting model?

2 A Yes.

3 Q Okay. In the last presidential election year
4 that Bexar County used that model you testified, you
5 operated 302 polling places. Correct?

6 A Correct.

7 Q Okay. Did any of the community stakeholder
8 groups in the transition to vote centers, express
9 concern about the possible reduction that the
10 Legislature authorized in the number of polling places?

11 A Absolutely. We worked at that, and everyone
12 from every stakeholder all around, including
13 Commissioner's Court, including this office, said that
14 the 50 percent was too drastic, that all of us were
15 uncomfortable with going to that level of polling sites.
16 And so we held the number, the math that we had done,
17 the organizations that we had done, working with the
18 Secretary of State, we were told that for Bexar County
19 at the time, we would have 240 poll sites, 240 vote
20 centers, and we again with the stakeholders, said no, we
21 would do between 280 and 286. And that was received by
22 all the stakeholders.

23 Q Okay. Now, you testified that Bexar County
24 will be operating 284 vote centers this November, in 22
25 days, by the way?

1 A Yes, sir.

2 Q Okay. That is, and I'm not going to make you
3 do math on the stand, but would you accept my
4 representation that that is 94 percent of the number of
5 polling places that you operate in 2016?

6 A Sure, I will do the math, I will accept that.

7 Q Okay. Thank you. Did you have any discussion
8 with the Plaintiff organization, and by that I mean, the
9 MOVE Texas Action Fund, the Texas Organizing Project,
10 and/or the Texas Civil Rights Project, regarding the
11 number of polling places in the November 2020 General
12 Election?

13 A It was in the letters of recommendation and
14 support, those organizations sent in our initial package
15 to the Secretary of State. They listed 286, and again
16 Commissioner's Court, when the motion was passed, agreed
17 the same thing, 280 to 286.

18 Q Okay. I would like to go ahead and shift my
19 screen share. I think I should be now displaying a
20 letter. Do you recognize this letter?

21 A Yes, sir.

22 Q Okay. And I see there is a date in the first
23 paragraph of that letter. Can you read off that date?

24 A July 17, that was when we were in the process.

25 Q Do you recall if that's approximately the date

1 that you received this letter?

2 A Yes, I would say so, yes, sir.

3 Q Okay. And I would like to go ahead and move
4 down to the bottom of it. There is a number of
5 organizations that have signed off on this letter. Can
6 you please read through who those organizations are?

7 A Sure. MOVE Texas, the Neighborhoods First
8 Alliance, Texas Civil Rights Project, and the Texas
9 Organizing Project.

10 Q Okay. And then I would like to kind of point
11 out a few things that those organizations told you in
12 this letter. First, can you please read the portion of
13 this letter that I have highlighted?

14 A We are excited about the move to countywide
15 polling in Bexar County.

16 Q Okay. You testified earlier that the
17 organizations that you received input from, were
18 generally supportive about the move to countywide
19 polling?

20 A Correct.

21 Q Is there an example of that?

22 A Correct. Again, this letter was in support
23 of -- the NAACP wrote a letter in support of the school
24 district, the cities, we had numerous support letters.

25 Q Okay. Now of course, in this letter

1 specifically these groups were supportive, but not
2 without some reservation, they still had some concerns.
3 And you testified that they were concerned about the
4 number of polling places?

5 A Yes.

6 Q Okay. I would like to move to a part of this
7 letter where they discuss, and to you, the number of
8 polling places that they believe would be sufficient.
9 Do you see a number in this letter?

10 A There is, yes. 286.

11 Q Okay. So as we're looking at this letter
12 together, it looks like what they are telling you is
13 that if you operate 286 polling places in this
14 November's election, they are saying they think that's
15 appropriate to quote, truly gauge where residents vote
16 when they have the flexibility to vote anywhere. And
17 then also, that that number would be sufficient to
18 quote, ensure that voters are not being inadvertently
19 disenfranchised. That's 286 and this is a letter they
20 sent you a little over a year ago.

21 A Correct.

22 Q How many vote centers do you plan on operating
23 later this or next month?

24 A 284.

25 Q Okay. And again, you testified that four of

1 those are mega centers?

2 A Correct.

3 Q Could you sort of generally make, and I'm going
4 to ask you to do math on the stand again, did you to
5 make an equivalency between one vote center versus a
6 number of traditional polling places, in terms of the
7 number of workers and the amount of equipment, about
8 what would that comparison be?

9 A Again, I'm only hesitating because when we had
10 the 2016 model of the 302, we had a different voting
11 system. We purchased a -- the new bay system early in
12 2019, and so it lines up very closely, but there are a
13 few nuances in that, as the equipment is not identical.

14 Q Okay. Well, that's a very good point actually.
15 So just a recap that the equipment from 2016, that's no
16 longer in use, is it?

17 A Correct.

18 Q Okay. So we have all new voting equipment as
19 of last year. Right?

20 A Yes, sir.

21 Q Okay. But actually I may have asked my
22 previous question incorrectly. I meant to ask you to
23 make a comparison between the number of vote centers
24 that would roughly equate to one mega center?

25 A Oh, I see. I'm sorry. I'm sorry, I

1 misunderstood. For the ones, you would have anywhere,
2 like AT&T Center has 40 units, that's comparable to five
3 election day sites.

4 Q Okay.

5 A Because we use as the basis, eight of the
6 touchscreens.

7 Q Okay. And I think you already covered this,
8 but I just want to touch on its once more. What is the
9 benefit of a mega center, in terms of the pandemic?

10 A Again, I think it is going to allow us to have
11 more social distancing, and therefore, run more voters
12 through it in a timely fashion.

13 Q Okay. Is it also the hope that lines will be
14 shorter at the mega centers?

15 A I would -- well, I don't think I can absolutely
16 say yes, because I think just the idea of it, that more
17 people will go there, thinking that, you know, they just
18 want to experience it, especially at the AT&T Center.

19 Q Okay.

20 A So you know, I would like to say that, but then
21 I have to followup much like Mr. Ramirez was saying,
22 voters are basically creatures of habit, and we tried
23 since I have been here, and I've been in the office a
24 long time in the EA for 15 years, and our whole
25 foundation here is for voter consistency, so they know

1 when an election is coming up, where they are going to
2 go vote. And so that's still a piece of this, as we are
3 opening the mega centers. I still believe the voters;
4 who vote at Las Palmas will go back to Las Palmas
5 Library, and all around the city, the voters who vote at
6 Claude Black, will vote at Claude Black. So that's
7 still to be determined.

8 Q Okay. Finally, I want to ask a few questions
9 about the manner in which you get information out to
10 potential voters, and I'm going to go ahead and once
11 again attempt to screen share, and I am hopefully now
12 sharing a page from the Bexar County elections
13 department website. Can you see that on your screen?

14 A Yes, sir.

15 Q Very familiar website to you?

16 A A bit.

17 Q So I navigated to a -- I navigated to a page
18 that is titled the who represents me precinct finder.
19 And then I see fields here where voters may enter a
20 street name or a Zip code. Can you briefly tell me what
21 the purpose of this interface is?

22 A Yes, this will always drive any of the voters
23 who are looking for information on who represents me, it
24 will show them who their representatives are in whatever
25 city, school district, it goes all the way down to that

1 level, but it also, during an election time, will post
2 where their nearest poll site is, nearest vote center,
3 and it will also give them an individual sample ballot
4 that will bring up their own precinct, for lack of a
5 better term, so they will know exactly who they are
6 voting for. And we are going to push this very, very
7 hard for this election, because when the Governor
8 postponed the May elections to November, we have 26
9 entities that are sharing this ballot, and so it is
10 going to be incumbent for social distancing and for
11 keeping the voters safe and for keeping the election
12 officials safe, for the voters themselves to come
13 prepared. And so we are hoping that a whole lot of
14 people will just drill down to this, so that they can
15 get their individuals sample ballots and be prepared for
16 when they are going to go on election day.

17 Q Now, I'm not going to put my own information
18 into this, because I don't want to put my address on the
19 Court record. But if I were to do so, in terms of a
20 location to vote, what would it show me?

21 A It would show you a map, it would show you the
22 precinct map, it would show you the location, it would
23 give you the name of, you know, X, Y, Z school at 1234
24 Main, and then it would have a map attached to it to
25 show you exactly where it was.

1 Q Okay. And would that map and those addresses,
2 would those be the locations of early voting or election
3 day vote centers?

4 A Election day vote centers. We have the map for
5 early voting and the early voting sites on our -- when
6 you land on our home page. When early voting is going
7 on, all of that information is right on the home page as
8 soon as they sign on, and then when early voting is
9 over, we'll take that down and then we put the election
10 day information up.

11 Q Okay. Now, is there a reason that you are not
12 putting the information about election day polling
13 places in a prominent place during the early voting
14 period?

15 A Yes. Yes, there is.

16 Q What is that reason?

17 A Historically, and I sort of have to say since
18 Sandy Hook, when that horrible incident occurred at the
19 school in Sandy Hook, the school districts obviously
20 raised their level of security in all of their schools,
21 as they should, as they absolutely should. And
22 following that when we were putting the election day
23 sites up, at the same time as early voting sites, voters
24 were getting confused and they were walking into
25 election day sites during the early voting period, and

1 the schools were -- this was when everything was
2 settling down and everyone was very, very concerned that
3 they were having people come to the schools who were not
4 parents there or grandparents there, that they were
5 people who were there to vote, and when they were told
6 there was no voting there, the voter was embarrassed,
7 sometimes they were angry, so in conjunction with
8 working with the Secretary of State's office, at that
9 time we said we will not publish the election day sites
10 at the same time. We'll say when they will be
11 published, so we publish a notice that says election day
12 sites will be published on this date, but then we will
13 always have that information on our web page. And so
14 again, if you use a page you have here, at all times
15 during an election, you can find the election day
16 information.

17 Q Okay. And just to make sure I'm understanding
18 you correctly, with the interface that we are looking
19 at, the point of it is that a voter can input their
20 information and they can view a list of places where
21 they can vote at the time that they make that entry into
22 the website. Right?

23 A Correct.

24 Q So during early voting, it will show them early
25 voting locations and on election day or after early

1 voting has ended, it will show the election day
2 location?

3 A Yes, on our first page, on I think they call it
4 the landing page.

5 Q Yeah. Now, this decision that you made about
6 whether or not to publicize election day voting
7 locations during early voting, did you decide that on
8 your own?

9 A Again, it was in conjunction with our
10 stakeholders, the School District, and in reference with
11 the Secretary of State's office.

12 Q Okay. Now, just in general when it comes to
13 being an elections administrator, what is your
14 relationship to the Secretary of State's office?

15 A They are the lead -- they are the lead election
16 office for the State of Texas.

17 Q Okay. Do they give you advice about what the
18 Election Code allows or requires you to do?

19 A Absolutely.

20 Q Okay. And regarding this issue about
21 publicizing election day polling places, do they give
22 you any advice about what you were allowed to do under
23 the Elections code?

24 A Well, again, they understood and they said that
25 it was absolutely permissible to do it the way we were

1 doing, to protect everyone involved.

2 Q Okay. Now, as of this cycle for November 2020,
3 I take it that the election day polling places are not
4 prominently displayed on your website and it is not what
5 would be generated by entering an inquiry into the
6 interface we are looking at, but are those polling
7 locations secret?

8 A No. On this interface that you have right
9 here, if you put that -- your street in that, it will
10 give you your election day poll site, your election day
11 vote center. I'm sorry.

12 Q Is that information about election day polling
13 places, is it available to groups that want to do, for
14 example, get out the vote efforts?

15 A Oh, absolutely, absolutely.

16 Q All right.

17 A And again, if I may interrupt, we keep a list
18 of the people who request the election day vote centers,
19 just because we need to keep it accurate, and sometimes
20 things will occur that we have to change a poll site at
21 the last minute, for instance, if there is no power or
22 if they thought they were going to have a construction
23 completed, and then all of a sudden we find that we
24 can't use that main entrance. So we keep a list so we
25 notify the people that we send the election day sites

1 to.

2 Q Okay. And who are those people or groups that
3 you might send the election day sites to?

4 A Well, for this election, obviously, parties,
5 they have that information. A number of the campaign
6 candidates, and every one of the stakeholders, meaning
7 those 26 entities that are sharing the ballot, they all
8 have access to that information.

9 Q Okay. If a group that wanted to do a get out
10 the vote campaign were to ask your office for that
11 information, would they be able to get it?

12 A Yes, uh-huh.

13 MR. GREEN: Okay. I think I'll go
14 ahead and pass the witness, Your Honor.

15 THE COURT: Okay.

16 CROSS EXAMINATION

17 BY MR. GONZALEZ:

18 Q Hello, Ms. Callanen, my name is Joaquin
19 Gonzalez. I'm going to ask you a few questions. I know
20 during the times I'm going to be quick in my questions.
21 First, turning -- I would like to ask about previous
22 election cycles. In 2018, is it correct that Bexar
23 County had 726 election precincts?

24 A Yes, that sounds about right.

25 Q And is it correct that only 228 of those

1 precincts had fewer than 750 registered voters?

2 A I think those numbers are correct, yes.

3 Q And this was before countywide polling.
4 Correct?

5 A Yes.

6 Q And so Bexar County could not operate 50
7 percent of the otherwise legally required amount, they
8 had to operate the full legally required amount; is that
9 correct?

10 A I'm not sure I understand.

11 Q If the County couldn't reduce the number of
12 legally required locations by 50 percent, as it does in
13 countywide polling; is that correct?

14 A Correct, but Bexar County has combined -- we
15 combined precincts here, so the precinct number --

16 Q Yes, Ms. Callanen.

17 A Okay.

18 Q Is it correct that only precincts with fewer
19 than 750 registered voters, can be combined?

20 A Sometimes we can absolutely combine precincts
21 that are above 750.

22 Q What law gives you that authority?

23 A Again, when you -- the law only states that the
24 precinct must be contiguous to each other. In that old
25 version when there was no convenient poll site, as we

1 were a fast growing county and we had numerous areas in
2 town where there may be the homes out there, but they
3 hadn't opened the schools --

4 Q That's okay Ms. Callanen. So you're stating
5 that in 2018, the long combining precincts did not have
6 a cap of 750 stemming registered voters for combined
7 precincts. Is that your testimony?

8 A Right.

9 Q So let's say that there had been a cap on that
10 law in 2018. Would you agree that there would have only
11 been 228 precincts that could have been combined?

12 A Again, I think -- I can't swear to that
13 number --

14 Q Okay.

15 A -- on that number.

16 Q And so if that had been the case, the County
17 should have operated 498 locations, which would be the
18 726 minus the 228; is that correct?

19 A Somewhere in that. But again, that we've never
20 done that, because we also had the provisions in the
21 Election Code for when you combine precincts, you -- and
22 again for years we were, 3,000 was the number, and then
23 the Legislature changed that and raised it to 5000 for
24 general elections. And so again, as you can see, just
25 combining the 750, does not come anywhere near the limit

1 that we are allowed to, under the Texas law, for the
2 5,000.

3 Q And so this law in combining precincts, would
4 you dispute that it was last amended in '97?

5 A I don't know. I think it's been since then. I
6 want to say it was around 2007, where they increased the
7 number of voters from 3000 to 5000.

8 Q Can we pause just a minute? We are going to
9 pause for just one minute. Okay. I will be back in one
10 minute. Is that okay with everybody?

11 (Brief recess).

12 THE COURT: I'm sorry. My staff wasn't
13 expecting to work beyond 5:00. We can go for a little
14 bit longer so we can wrap up.

15 MR. MIRZA: I'm sorry, Your Honor.

16 THE COURT: It's okay.

17 MR. MIRZA: I'm going to share my screen
18 very quickly.

19 BY MR. MIRZA:

20 Q Ms. Callanen, can you see that screen?

21 A Yes.

22 Q And so this population requirement, the 5000,
23 that's what you are talking about when you say the 5000?

24 A At least 100. Let me see where we are. I'm
25 sorry. My head is in the way. I can't see the rest of

1 that statement. Can you raise it up a little bit?

2 Q Oh.

3 A Thank you, yes, that's it. Like I said, I
4 think it was in 2007.

5 Q Would you agree that this statute does not give
6 you the authority to combine any precincts, this is just
7 a statute regarding the maximum number of individuals
8 that can be in a precinct?

9 A Yes, but that's precincts, that's not poll
10 sites.

11 Q Yes, but this is just -- this does not have to
12 do with the combining precincts, would you agree with
13 that?

14 A Correct.

15 Q And this statute 42.0051, would you agree this
16 is the statute that allows you to combine precincts?

17 A Yes.

18 Q And would you agree that you can only combine
19 precincts under this statute, if they have fewer than
20 750 registered voters?

21 A No, sir. Because C tells you you can combine
22 them up until the maximum population, which was 5,000.

23 Q What tells you that?

24 A C, one right under that.

25 Q So you read that as saying that this is an

1 extra grant of authority --

2 A Yes.

3 Q -- to combine. So just look at, so it says,
4 changes in the county election precinct, you can combine
5 them for 750 registered voters, and then it states a
6 combined precinct under this section. So you would not
7 read that as saying that you can only combine a 750 or
8 fewer precinct with another precinct, if it doesn't
9 violate that 5,000 requirement?

10 A Correct.

11 Q Okay. Okay. We can move on from there.
12 Regarding the 2019 move to countywide polling, --

13 A Uh-huh.

14 Q -- I'm going to attempt to play a video.
15 Hopefully my audio will be audible. It is a short
16 video.

17 (Video plays)

18 "Two additional points for the Court to
19 consider further, after having looked into matters we
20 realize that the 287 polling place number is the number
21 for odd year elections, and that the even year general
22 election in 2018, there are about 304 polling places by
23 our count. So although we believe that for the November
24 constitutional amendment and the application to the
25 Secretary of State, something in the 275 to 287 range is

1 fine. We would urge y'all for in 2020, to consider
2 adding those additional 20 or so polling places,
3 particularly given the turnout projections. And second,
4 we would like to --"

5 BY MR. GONZALEZ:

6 Q Was that audible?

7 A Yes.

8 Q And were you present at that August 6
9 Commissioner's Court meeting?

10 A Yes.

11 Q And I'm going to play one more quick clip.
12 (Video plays).

13 COMMISSIONER CALVERT: So that is
14 another reason to keep that. And so I need to get a
15 little clarification and if Joaquin Gonzalez wants to
16 come up, but I think you can answer Jacque. Between the
17 304 total polling places and the 287 -- is it 287?

18 MS. CALLANEN: Yes, it was 287. We
19 only used the 304 on the November General Election every
20 other year. So all other elections held from the
21 primary to the City schools, to the Water Districts, to
22 the College Districts, are all at the 287.

23 COMMISSIONER CALVERT: Well, let me
24 just put kind of bottomline, if the public today, their
25 testimony that there is a lot of interested parties for

1 this particular issue, we have bipartisan support for
2 supporting the kind of process that Tarrant and Travis,
3 Harris, and the other counties who have maintained the
4 number of voting booths through our locations, through
5 the 2020 election, so we can get some data, get people
6 used to it, so I think the public have made it very easy
7 on us. So I would make a motion that we increase the
8 budget, maintain the polling locations at the 304, until
9 the 2020 --"

10 BY MR. GONZALEZ:

11 Q So do you recall that exchange, Ms. Callanen?

12 A Yes, uh-huh.

13 Q And so would you agree that if, in fact, the
14 community organization that have been previously
15 discussed were not advocating for a reduction to 286
16 locations for the November 2020 general?

17 A No, I do not, because we had the written
18 letters that had come in, in support, and they mentioned
19 November '20.

20 Q Do you recall when you looked at that letter a
21 little while ago, that that letter was issued in July of
22 2019?

23 A Yes, it was a process, yes.

24 Q And you would agree that that Commissioner's
25 Court meeting took place in August of 2019, correct?

1 A Correct.

2 Q And -- That's okay. I will leave it at that.
3 I would like to ask a little bit more about the Bexar
4 County budget. Is it correct that Bexar County --

5 THE COURT: Mr. Gonzalez, may I ask how
6 much more you have? Just I budgeted my time based on
7 the time you asked for.

8 MR. GONZALEZ: Yes, ma'am. Would five
9 minutes be acceptable?

10 THE COURT: Yes, ma'am -- I mean, yes,
11 sir.

12 MR. GONZALEZ: I will try to do it less
13 than that.

14 BY MR. GONZALEZ:

15 Q Would you agree that Bexar County budgeted 4.2
16 million dollars roughly out of the General Election fund
17 for this election?

18 A I know they added 2.4.

19 Q I'm sorry, for the year that the election --
20 the general fund election budget for the year is 4.2
21 million?

22 A Yes.

23 Q And would you agree that there is an additional
24 roughly 4.2 million dollars in federal funds, due to the
25 coronavirus CARES package?

1 A No. We have -- I think it is 2.1 million out
2 of the federal CARES.

3 Q (Indiscernible) regardless, and would you agree
4 that there is an additional 1.7 million in federal HAVA
5 funds available?

6 A No, our -- we have expended our HAVA funds here
7 in Bexar County.

8 Q All right. I'm going to screen share real
9 quick again. So this was a resolution passed by the
10 Bexar County Commissioner's Court, does it look
11 familiar?

12 A Yes.

13 Q And would you agree that here it states that
14 Bexar County received 1.7 million in Federal funds from
15 HAVA and 4.2 million from the Coronavirus Relief Fund?

16 A Well, again the HAVA funds were expended. We
17 do not. Our HAVA budget fund is zero.

18 MR. GREEN: Your Honor, briefly, I'm
19 sorry to interject, but I think I need to object to this
20 line of questioning on the basis of relevance. Of
21 course, questions about what the Commissioner's Court or
22 public groups may have asked for, and what funding is
23 available, those don't bear any relationship to what the
24 Elections Code requires.

25 THE COURT: Well, I was wondering that

1 myself, but I think that you might have made arguments
2 the other way, but sustained.

3 MR. GONZALEZ: Okay. Might I answer that
4 very quickly, Your Honor?

5 THE COURT: Of course.

6 MR. GONZALEZ: So obviously the issue on
7 the advocacy was because Defendants brought that up,
8 but regardless, on the budget, it's to show whether or
9 not this is a burden on the County and whether the
10 County has resources to operate these locations, was the
11 line of questioning.

12 THE COURT: Okay. I'm still not sure it
13 is relevant, unless there is a part of the statute that
14 says, complied with these voting requirements, if you
15 can. But if you want to go into it, I will allow it.
16 Go ahead.

17 MR. GONZALEZ: No, Your Honor, that's
18 fine, just trying to show equitable nature of this, but
19 we can move on.

20 BY MR. GONZALEZ:

21 Q Just very quickly, are you aware that Judson
22 Independent School District has declared November 3rd a
23 holiday?

24 A Absolutely. Judson, Northside, Northeast, and
25 East Central, four of our school districts. We are very

1 proud of them.

2 Q Yes, ma'am. And would you agree that there is
3 roughly 14 schools that were used in 2018 from those
4 school districts, that are not being used as polling
5 locations election site?

6 A Correct, correct.

7 Q Okay.

8 MR. GONZALEZ: I will end it with that.

9 MR. GREEN: Your Honor, if I may, I would
10 like to do a redirect of Ms. Callanen, and I bet I can
11 do it in five minutes or less.

12 THE COURT: Okay.

13 MR. GREEN: I will do my best.

14 THE COURT: Okay.

15 REDIRECT EXAMINATION

16 BY MR. GREEN:

17 Q Briefly, Ms. Callanen, I want to talk a
18 little bit about the numbers of registered voters in the
19 precincts uncombined precincts, that form the basis for
20 your calculation of the number of vote centers are
21 required -- that are required to be in operation this
22 fall. So I'm going to once again do a quick screen
23 share. I hate to say it, I'm going to try to keep it
24 minimal, but this is going to involve a little more
25 math. Briefly, do you recall that I asked you to

1 provide me with a -- with information about the number
2 of registered voters associated with each precinct in
3 Bexar County?

4 A Yes.

5 Q Okay. And does this chart that I'm displaying
6 look familiar to you at all?

7 A Yes, sir.

8 Q Okay. What do you recognize it as?

9 A You sorted our precinct list of registered
10 voters.

11 Q That's correct. And briefly I want to walk
12 through what I've done here, and some of the ground
13 rules under the Election Code for determining how you
14 count precincts, to determine the number of polling
15 places. So first of all we have a number of precincts
16 and it looks like there are 114 of them, because line
17 one on this is just a heading, 114 that contained 100 or
18 fewer registered voters. How do you count those
19 precincts, in terms of determining the number of
20 polling places you need to have?

21 A We discount those.

22 Q Okay. And have you previously had any
23 discussions with the Plaintiffs in this case about
24 discounting those?

25 A No, I just, I saw it in the letter, I guess the

1 letter that Mr. Gonzalez sent last month sometime.

2 Q Okay. Briefly I will do my best to go ahead
3 and bring up. I believe that is this letter and I will
4 point out the language. And by the way, this is the
5 letter attached to their original Petition and it states
6 that although no provision explicitly sanctions doing
7 so, we believe the County could justifiably subtract
8 the number of precincts with fewer than 100 registered
9 voters from the applicable total number; is that
10 correct?

11 A That's what was in that letter, yes. That is
12 not correct, but that is what was in the letter.

13 Q Okay. So Plaintiffs have an understanding that
14 those precincts with fewer than 100 voters, are not
15 included in this count; is that correct?

16 A Correct.

17 Q At least based on what they indicated to you in
18 writing. So as we move above 100 registered voters per
19 precinct, I just want to give you a summary of what
20 we've done with this list. We are going through and we
21 are adding up the number of registered voters until we
22 reach 5,000, because that is the population limit per
23 precinct under Section 43.006 of the Texas Election
24 Code. And so here we have one, and then as we reach a
25 sum that is as close to 5,000 as we can come, we've got

1 two, and it continues as we move to more populous
2 precincts, all the way down to here when we hit the 750
3 mark. And that is the point at which in accordance with
4 the discussion you had with Mr. Gonzales, precincts are
5 no longer combined within the Rules under the Texas
6 Election Code, that each precinct that has 750 or more
7 voters, counts separately. And those aren't combined.
8 And so at that point we had 12 combined precincts. We
9 get to 13, and then each of these with 750 or more
10 voters, counts separately. And as we move along up at
11 the very end, this is a long chart. The very end of
12 this we have a single precinct that has more than 5,000
13 registered voters. And so for that one, because it
14 exceeds that 5,000 voter population cap, it needs to be
15 counted twice. And so the number that we ultimately
16 arrive at, includes that additional precinct, plus the
17 491 that contain more than 750 active registered voters,
18 and the 13 precincts that contain 750 or fewer
19 registered voters, that were combined. And you can see
20 at the bottom of this chart the total number that that
21 addition brings us to -- sorry, I scrolled away from it.
22 Do you see that number there?

23 A Yes, 252.

24 Q Okay. I know I rushed through that and I'm
25 sorry, but was the discussion of how to reach that

1 number consistent with the requirements of combining and
2 calculating precincts under the Texas Election Code?

3 A Yes, sir.

4 Q Okay. How many polling places are you
5 operating for the November 2020 general election?

6 A 284.

7 Q Okay. Is it the practice of the election
8 department to operate the minimum number of legally
9 required polling places, just in general?

10 A No, sir.

11 Q Okay. Do you operate more than the law
12 requires?

13 A Absolutely.

14 Q Why do you do that?

15 A Again, voter consistency, and we try and keep a
16 manageable poll site for each of our election officials.

17 Q Okay. Is it your goal to discourage people
18 from voting?

19 A No, sir.

20 Q Okay. Is it your goal to make it more
21 difficult for voters?

22 A No, sir.

23 Q Okay. I'm going to go ahead and wrap it up
24 there. Thank you very much.

25 THE COURT: Anything else, Mr. Gonzalez?

1 MR. GONZALEZ: No, ma'am. May I have a
2 minute for closing?

3 THE COURT: Any additional evidence, Mr.
4 Green?

5 MR. GREEN: No, Your Honor.

6 THE COURT: Okay. Just let me mention
7 some questions that I have that you can address in your
8 remarks, if you would, please. One is, is there some
9 savings clause or something in the statute that permits
10 the Secretary of State to work with the County to
11 approve a deviation from voting statutes? That's one
12 question I had. Also, I guess I need additional
13 argument to help me understand the legal argument that
14 under the countywide polling model, the requirement, you
15 know, just what would be the requirement then for the
16 number of precincts. If you are saying that the number
17 we have been given by the Plaintiffs is not correct,
18 then where would you go to a statute under the
19 countywide polling model, to determine the correct
20 number of requirements for polling places? Okay. And
21 then I also, with regard to not posting the notice of
22 polling locations, I understand how that happened and,
23 you know, that there could have been a benefit, but
24 again is there a statutory excuse for not complying with
25 the posting requirement on the county website? So if

1 you can address that. And then also, you know, we had
2 evidence in the case, and because of the evidence that
3 we had, I'm also curious when does harm or deleterious
4 effect on voting participation or access come into play
5 in making these legal determinations. Because you gave
6 me that evidence and so I guess I need to see where that
7 is in the statute. And it may be because of the
8 argument about laches that we are so close to the
9 election, that you are providing that evidence, you
10 know, I'm not sure. Okay. I think those -- if you can
11 take a stab at sort of addressing those issues, if you
12 could, or helping me understand, those were some things
13 that I was thinking as I heard your excellent
14 presentations. So yes, sir, Mr. Gonzalez.

15 MR. GONZALEZ: Yes, Your Honor, thank
16 you. So as to the question that I guess goes to both
17 the deviation from the polling place statute and the
18 notice statute and whether there is a savings clause,
19 there is no provision in Texas law that allows the
20 Secretary of State to make exceptions to the
21 requirements of the Election Code. There was actually a
22 case during the July runoff in Harris County, where
23 Harris County on the advice of the Secretary of State
24 sought a Court Order regarding mail ballots, and the
25 Attorney General came in to point out that the Secretary

1 of State cannot just set aside the Election Code, and
2 the Secretary of State recommending something like that,
3 does not give a Court jurisdiction to waive the
4 requirements of the Election Code, and they successfully
5 argued that. In terms of, I think those were the two
6 pertinent issues for us. Generally speaking, obviously,
7 there is a clear disagreement about what we believe is
8 very clear and explicit language of the Election Code
9 means, in terms of the VRA group discouragement
10 provision, it is really more because that is one of the
11 explicit provisions in that 42.0051 that a precinct
12 can't be combined if it would discourage participation.
13 You know, I think the threshold is you look at which
14 level of participation there would be if the precinct
15 were not at its own polling location, and then what the
16 level would be if you removed that polling location, and
17 certainly we think that based on our evidence, that a
18 reduction anywhere from 2 to 5 percent turnout is a
19 legally significant discouragement of participation.
20 And lastly, just on the equitable issue, again, we
21 aren't even asking the County to operate the true
22 required number, given the election we are asking them
23 simply to not reduce the number from 2018, and they have
24 the resources and there is locations available to do so.
25 And given the history of violations, and we will tell

1 you apparent misunderstanding of the Election Code for
2 many years and failure in previous elections, we believe
3 that the reporting requirements in our relief are
4 merited. And unless Your Honor has further questions, I
5 will close.

6 THE COURT: Thank you. Yes, sir, Mr.
7 Green.

8 MR. GREEN: Your Honor, well as quickly
9 as I can, I would like to respond to the questions that
10 you raised, and I would like to begin by talking about
11 the manner in which the required number of polling
12 places is calculated for a countywide polling place,
13 participating County, including Bexar County. That
14 calculation begins in the Elections Code, with the first
15 paragraph -- well, with Paragraph F of Section 43.007 of
16 the Election Code, which I'm now going to attempt to
17 bring up on the screen. This isn't it. Here we go.
18 43.007(f) sets out the requirement for the number of
19 polling places. And what it says is for a County like
20 Bexar County, second year of participation, the number
21 of polling places is 50 percent of the number of
22 precinct polling places that otherwise would be located
23 in the County for that election. And so as you make
24 that calculation, one of the most significant statutes
25 that comes into play is this statute that governs the

1 combination of precincts under the Election Code.
2 That's section, I lost it here, it's Section 42.0051,
3 including 42.0051(d), attempt to bring that up quickly.
4 And what that statute gives us some ground rules in
5 terms of combining precincts. And what it tells us is
6 that precincts may be combined if they contain 750 or
7 fewer registered voters; however, that combination is
8 subject to a population limit under Section 42.006.
9 That's 5,000 registered voters. So the ground rules
10 here are that in order to calculate the number of
11 polling places for Bexar County this year, we need to
12 start with the number of precinct polling places and
13 reduce it by 50 percent. Now, Bexar County has 700, and
14 well, let me bring up the chart that I was referring to.

15 THE COURT: 734?

16 MR. GREEN: 734 precincts, and again the
17 first line on this chart is a header. But it actually
18 has 734. And from that number as Plaintiffs have
19 agreed, we can exclude all precincts with 100 or fewer
20 registered voters, and then for the precincts that have
21 between 100 and 750 registered voters, we may combine
22 those, and the limitation on that combination is that
23 none of the combinations may exceed 5,000 registered
24 voters. And so in this chart we've gone through that
25 exercise. We've taken the number of registered voters

1 in those precincts with between 100 and 750 registered
2 voters, and combined them so as not to exceed 5,000 in
3 any combination. And that results in a total number of
4 12 precincts here, and then for the precincts that have
5 between 750 and 5,000 registered voters, each of them
6 under the precinct model would have its own separate
7 polling place. And so the total number that we arrive
8 at once we've taken the combinations that are allowed
9 under Section 42.0051, which scrolling down to the
10 bottom of this list, is going to be 504. And then
11 pursuant to Section 43.007 for Bexar County, and its
12 second year of participation in the countywide polling
13 place program, 50 percent of that is going to result in
14 the 252 number. That is the minimum number of required
15 polling places for Bexar County this year. And of
16 course as you heard, Bexar County will be operating 284,
17 and of course the huge distinction between this year and
18 the last presidential General Election in 2016 is that
19 this year any voter throughout the county may vote at
20 any one of those locations, rather than having to vote
21 on Election Day in their home precinct. Now,
22 Plaintiffs, I understand, will make the argument that
23 many of these combinations shouldn't be permitted for a
24 couple of reasons. Their argument is that first of all,
25 making that combination requires a formal act of the

1 Commissioner's Court, it didn't happen. And then
2 second, that those combinations don't include an
3 analysis of the impact on voting strength or the
4 discouragement of participation of VRA protective
5 groups. And we've got a couple of answers to that.
6 First of all, it is significant that Section 43.007
7 bases the required number of polling places not on
8 combinations that are actually made, but on combinations
9 that could be made. It is the number of precinct
10 polling places that would otherwise be located in the
11 County for that election. So the Elections Code doesn't
12 require Bexar County to go through the formal process of
13 combining precincts in a way that doesn't bear any
14 relationship to where polling places will be located.
15 That would frankly be kind of silly and it would be
16 wasteful of the time of the Commissioner's Court. And
17 as to the impact on VRA protected groups as I kind of
18 covered in my opening, under the countywide polling
19 place model, combining precincts no longer bears any
20 relationship to where polling places are located. And
21 so it doesn't make any sense and, in fact, making that
22 combination has no effect on the location of polling
23 places, relative to VRA protected groups. And that's a
24 position that Plaintiffs, themselves, have agreed with.
25 I've included some correspondence as an attachment to my

1 response that I e-mailed to your Clerk earlier today,
2 where attorneys for the Civil Rights Project are telling
3 us exactly that, that under a countywide polling place
4 model you don't put polling places at locations based on
5 where voters live, like under the precinct model, you
6 put the locations at the places where the voters are
7 likely to be, where it is going to be convenient for
8 them to vote. And so in the example that the Civil
9 Rights project gave us, if we discover through our
10 analysis that many voters are going to be interested or
11 be easy for them to vote downtown on election day,
12 perhaps many of them work downtown, the statute would
13 permit us to concentrate polling places in that area,
14 based on where the voters are likely to be. And you
15 know, frankly, that sort of allocation of vote centers,
16 would actually enhance or has the potential if done
17 right, to enhance the accessibility of polling places to
18 all groups within the electorate, including those that
19 are VRA protected. So those are the reasons why our
20 methodology in terms of determining the number of
21 polling places is correct. It is actually more than
22 what the law requires us to have. It would not result
23 in any diminishment or discouragement of participation
24 among VRA protected groups. Now, you also asked for us
25 to address the issue of a savings clause, whether the

1 Secretary of State can authorize deviations from the
2 Elections Code. And candidly, Your Honor, this is what
3 I can say to that question, no, the Elections Code does
4 not authorize the Secretary of State to allow counties
5 to deviate from the requirements of the Election Code.
6 The Election Code is a, long technical complicated
7 document. It has a lot of very nuance requirements, but
8 what the Election Code does do is it designates the
9 Secretary of State as the Chief Elections Officer, for
10 the State, and it empowers the Secretary of State to
11 obtain and maintain uniformity in the application
12 operation and interpretation of this Code. So I will
13 say, as a practical matter, elections administrators
14 like Ms. Callanen are going to be looking to the
15 Secretary of State for that advice about what they are
16 allowed to do under the law. In this case, I think you
17 heard evidence that Ms. Callanen did that. The
18 Secretary of State's office indicated to her that the
19 notice requirements she intended to use were appropriate
20 and made sense, and that's the basis for the manner in
21 which she's chosen to issue that notice. And then
22 finally I want to address a related issue about the
23 availability of injunctive relief under the Election
24 Code. The Election Code injunctive relief section
25 dictates the conditions under which that relief is

1 available, and it requires a showing of harm. It is a
2 person who is being harmed or is in danger of being
3 harmed by a violation or threatened violation of this
4 code, is entitled to appropriate injunctive relief.
5 That's a matter of what injunctive relief is available,
6 it's also a matter of standing, of course. A Plaintiff
7 needs to demonstrate harm in order to establish their
8 standing and what's more than that, they need to
9 demonstrate a harm that is distinct from members of the
10 general public. So it is not enough to just identify,
11 as Plaintiffs allege, a notice defect that effects
12 everyone, they need to specify a manner in which that
13 uniquely impacts them. And what you also heard from the
14 testimony from Ms. Callanen today is that, you know,
15 regardless of what notice has been issued or not been
16 issued regarding election day polling places, that
17 information is publicly available. And if an
18 organization that's doing a get out the vote effort
19 wants that information, all they have to do is ask.
20 It's been publicly discussed at meetings with
21 Commissioner's Court, the Commissioners have had
22 exhaustive discussion and taken votes on where those
23 locations are going to be. It is no secret, and so to
24 the extent that Plaintiffs claim they are entitled to
25 injunctive relief, based on the absence of a formal

1 notice, I don't think that they can make a showing of
2 injury, because the information that they claim to lack
3 is freely available. All they need to do is ask. I
4 think I covered the questions that you had, Your Honor.
5 I would be happy to respond to any other questions that
6 you might have. I would like to reiterate the point I
7 raised at the beginning of my opening, that the timing
8 of this case weighs extremely strong against the entry
9 of disruptive temporary injunctive relief. And I think
10 the evidence you heard today makes very clear that
11 Plaintiffs have long been aware of the violations that
12 they are alleging are taking place or will take place,
13 and so I think that factors into whether it is
14 appropriate to enter temporary injunctive relief now,
15 hours before in person early voting begins and weeks
16 before election day. So I would be happy to respond to
17 anything further. Thank you, Your Honor.

18 THE COURT: Okay. Thank you for your
19 excellent presentations today. The Court approves the
20 agreement of the parties to comply with requirements for
21 volunteer deputy registrars and grants the injunction.
22 The County is required to post notice. It is supposed
23 to be not later than 21 days before election of polling
24 places on their website. We can talk about when it
25 would be reasonable to get that up on the website, since

1 we are coming in late on this. And the County is
2 required to have 302 polling locations. The Court finds
3 that 367 is required; however, because we are so close
4 to the election, the Court approves 302. So I saw your
5 order, if y'all want to work on the language in the
6 order, and the date by which you can have the
7 appropriate notice posted on the website, we could work
8 on that in the morning. I'm going to be available
9 tomorrow morning at 8:30, and then we could for a very
10 short period, I will have about ten minutes, if you can
11 work out the language of the order, I understand you
12 disagree with the ruling, but if you can work out the
13 language of the order, you can just email it to my Clerk
14 and I'll sign it as soon as she gets it. She's gone for
15 the day today, but I will take care of it in the
16 morning. Or we can work on it if we need to together at
17 8:30, in this same Zoom ID.

18 MR. GREEN: Thank you, Your Honor.

19 THE COURT: Good to see everyone. Thank
20 you for your excellent presentations and Ms. Callanen,
21 thank you for the excellent work you've been doing over
22 the years, so I, you know, really appreciate it. And I
23 will see you in the morning, if you need me, 8:30 here
24 on this same Zoom ID.

25 MR. MIRZA: Thank you.

1 MR. DOLLING: Thank you so much, Your
2 Honor.

3 (Proceedings adjourned)
4
5
6
7
8
9
10
11
12
13
14
15
16
17
18
19
20
21
22
23
24
25

TRACY RAY PLUMMER - OFFICIAL COURT REPORTER
407TH DISTRICT COURT (210) 335-2895

1 STATE OF TEXAS)

2 COUNTY OF BEXAR)

3 I, TRACY RAY PLUMMER, Official Court Reporter
4 in and for the 407th District Court of Bexar County,
5 State of Texas, do hereby certify that the above and
6 foregoing contains a true and correct transcription of
7 all portions of evidence and other proceedings requested
8 in writing by counsel for the parties to be included in
9 this volume of the Reporter's Record, in the
10 above-styled and numbered cause, all of which occurred
11 in open court or in chambers and were reported by me.

12 I further certify that this Reporter's Record
13 of the proceedings truly and correctly reflects the
14 exhibits, if any, admitted by the respective parties.
15
16
17

18 /s/ Tracy Ray Plummer
19 Texas CSR #3586
20 Expiration Date 12/31/21
21 Official Court Reporter, 407th District
22 Bexar County, Texas
23 100 Dolorosa Street
24 San Antonio, Texas 78205
25 (210) 335-2895

TRACY RAY PLUMMER - OFFICIAL COURT REPORTER
407TH DISTRICT COURT (210) 335-2895

Exhibit J

RETRIEVED FROM DEMOCRACYDOCKET.COM

	2020 All voters	2020 Hispanic Voters in Precincts with < 750 voters	2020 AA Voters in Precincts with < 750 voters	2018 All Voters	2018 Hispanic Voters with < 750 vote	2018 African American Voters with < 750 voters
count	1141678	23966	1746	1128872	24267	1759
mean	0.9834878	1.195524	1.216831	0.8631101	1.088594	1.083578
std	1.204799	1.144734	0.809593	0.9672712	1.123335	0.717663
min	0.002499751	0.016165	0.089124	0.009594568	0.027571	0.089284
25%	0.3979214	0.476447	0.577918	0.3814458	0.397092	0.54711
50%	0.6624101	0.850127	1.084436	0.6257321	0.760941	1.071432
75%	1.082412	1.410283	1.739006	0.9957836	1.307049	1.35335
max	27.54947	22.048076	5.43058	28.04008	22.215874	5.576284

RETRIEVED FROM DEMOCRACYDOCKET.COM

Exhibit K

RETRIEVED FROM DEMOCRACYDOCKET.COM

Bexar County 2020 Polling Place Analysis

Gillian Grindstaff, UT Austin Mathematics
Eliza O'Reilly, PhD, CalTech Mathematics

Abstract

We give an analysis of voter distance to their nearest polling location in Bexar County, Texas. We start with a simple precinct-based model to establish a baseline for the distribution of distance to polling location, and address the following questions:

1. How much does distance to the nearest polling location increase when polling locations in low-population precincts (fewer than 750 registered voters) are removed?
2. How will distance to the nearest polling location for Bexar County voters in 2020 under the county-wide polling system compare with the precinct model?

For each, we give a summary of the distribution, and we compare them in Figures 3 and 4.

Data

Publicly Available

- Addresses of polling locations for the 2020 elections
- Voting precincts for the 2020 general election from Bexar County¹
- Voter registration data²

Proprietary Data

- (For geocoding) *Target Smart* voter locations from The Movement Cooperative.

¹ https://gis-bexar.opendata.arcgis.com/datasets/fb8f86213f55402396f27d38ea67eb58_0

² Voter File, Secretary of State's office, September 2020

Methods

Procedure for computing distance to synthetic precinct polling locations:

1. For each precinct, calculated the centroid of the precinct shape,³ and placed a polling location at that point. See Figure 6.
2. Calculated the distance from each voter to the nearest polling location, with
 - a. A polling location in the center of each precinct;
 - b. A polling location in each precinct over 750 registered voters.
3. Found the average distance and quartiles among voters as a whole and for voters in low-population districts.
4. Summarized results below.

Procedure for computing distance to 2020 polling locations:

1. Geotagged polling locations, using latitude-longitude coordinates from Google Maps to create a single shape file (.shp) of the locations. See Figure 5.
2. Used a Voronoi tessellation⁴ to assign each voter to their nearest polling location.
3. Calculated the distance from each voter to their respective polling location.
4. Found the average distance and quartiles among voters as a whole and for voters in low-population districts.
5. Summarized results below.

Results

Our findings indicate that the removal of polling locations in low-population precincts (less than 750 registered voters) from the precinct model yields a **.476** mile increase in the average distance to the nearest polling location for voters in these low-population precincts. We also found that the 2020 proposed polling locations led to a **.267** mile increase in average distance for all voters over the precinct model, and 25% of voters experience an increased distance of over **.443** miles. The 2020 proposed polling locations increase the average distance for the voters in low-population precincts by **.614** miles.

³ The centroid is the geometric center of mass of the shape, or its balance point- we used QGIS for calculations.

⁴ A Voronoi tessellation decomposes Bexar county into polygonal cells, where each cell corresponds to a polling location, and contains all places in Bexar county that are closer to that polling location than any other. See Figure 6 for an example using early polling locations.

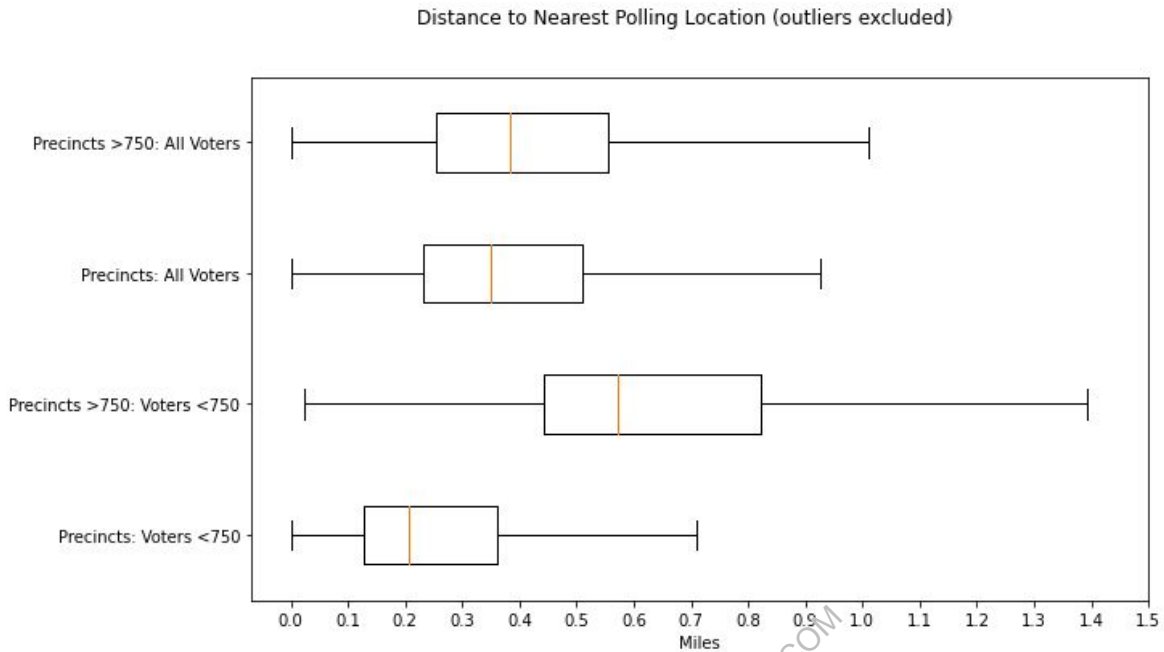


Figure 1. Distance to nearest polling center, for precinct-based model and precinct-based only for precincts with 750 registered voters, for voters in low-population precincts and voters overall

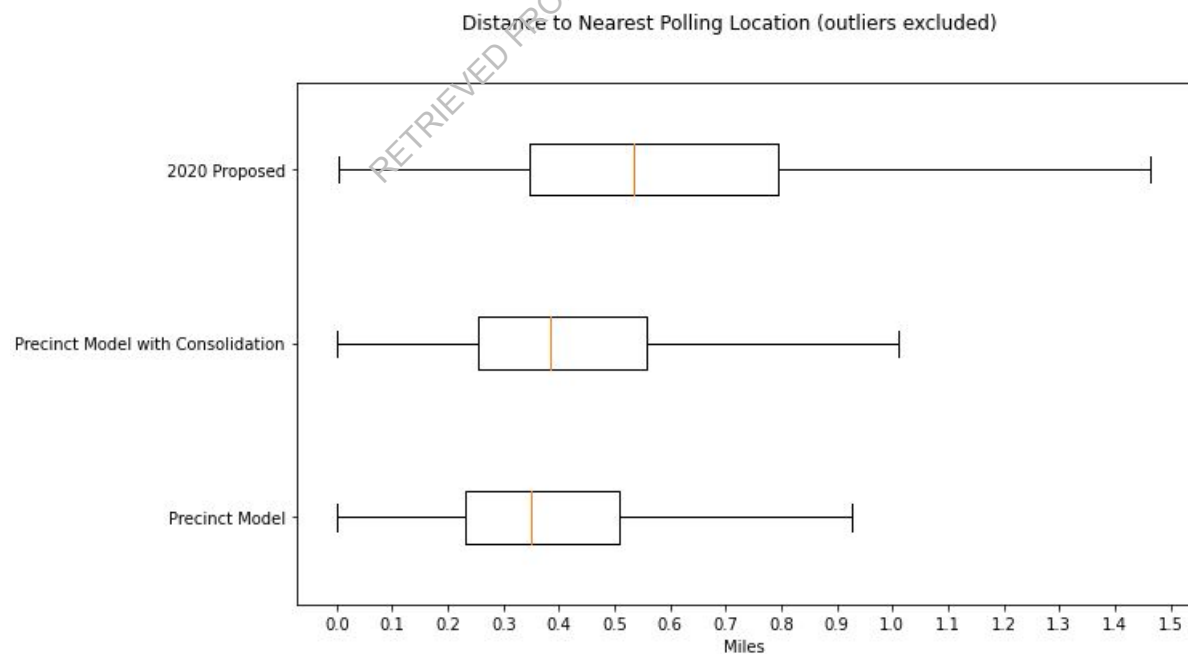


Figure 2. Comparative boxplot of distance to polling center under each regime for all voters

	Distance to nearest 2020 proposed polling location	Distance to synthetic precinct polling location	Distance to nearest precinct location, excluding precincts with <750 reg. voters
Mean	0.690	0.423	0.472
Standard deviation	0.665	0.329	0.389
Minimum	0.003	0.001	0.001
25%	0.347	0.232	0.254
Median	0.534	0.351	0.384
75%	0.794	0.510	0.556
Maximum	8.876	4.365	5.562

Figure 3. Distance (in miles) to suggested polling location in 2020 for all voters, compared with distance to synthetic precinct polling location, with and without low-population-density precinct polling locations

	Distance to nearest 2020 proposed polling location	Distance to synthetic precinct polling location	Distance to nearest precinct location, excluding precincts with <750 reg. voters
Mean	0.932	0.318	0.795
Standard deviation	0.873	0.347	0.657
Minimum	0.016	0.002	0.023
25%	0.419	0.129	0.443
Median	0.667	0.206	0.573
75%	1.070	0.361	0.822
Maximum	6.142	2.921	5.562

Figure 4. Distance (in miles) to suggested polling location in 2020 for voters in precincts with less than 750 registered voters, compared with distance to synthetic precinct polling location, with and without low-population-density precinct polling locations

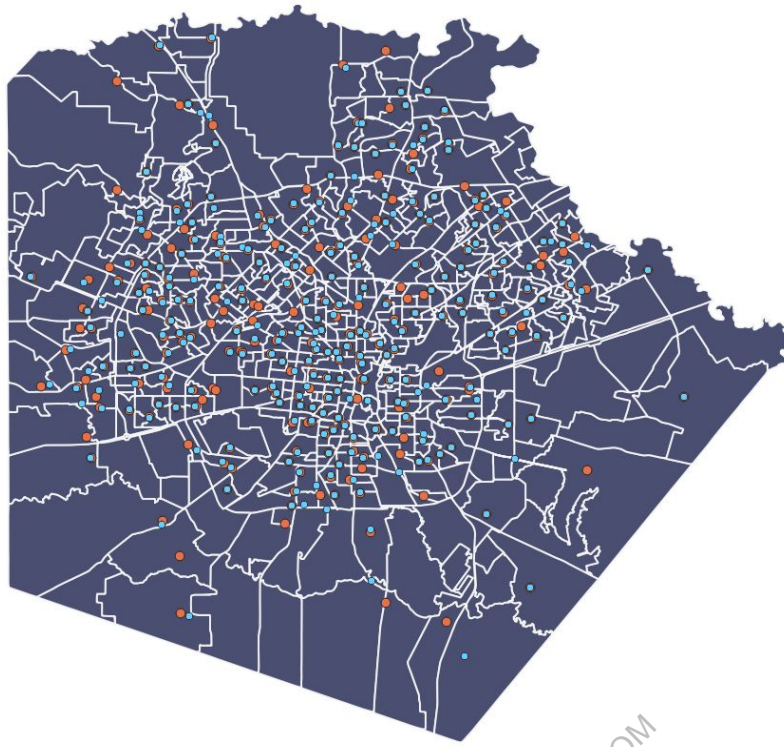


Figure 5. Map of current Bexar County precincts with 2018 polling locations (orange) underneath 2020 polling locations (blue).

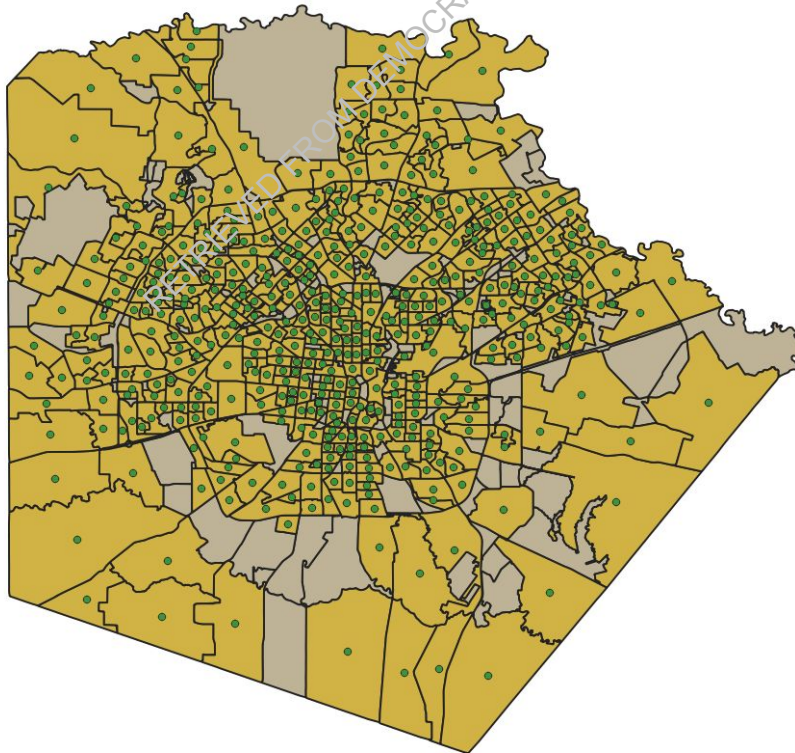


Figure 6. A map of Bexar County precincts with one polling location at the centroid of each precinct, excluding those with fewer than 750 registered voters (shown in tan).

My name is Eliza O'Reilly. I am over the age of eighteen (18) years, of sound mind, and in all respects competent to testify. I declare under penalty of perjury that the foregoing is true and correct.

Executed in Travis County, Texas on the 11th day of October, 2020.

Eliza O'Reilly

RETRIEVED FROM DEMOCRACYDOCKET.COM

Automated Certificate of eService

This automated certificate of service was created by the eFiling system. The filer served this document via email generated by the eFiling system on the date and to the persons listed below. The rules governing certificates of service have not changed. Filers must still provide a certificate of service that complies with all applicable rules.

Chris Rainbolt on behalf of Joaquin Gonzalez

Bar No. 24109935

chris@texascivilrightsproject.org

Envelope ID: 68876051

Status as of 10/4/2022 1:05 PM CST

Associated Case Party: Texas Organizing Project

Name	BarNumber	Email	TimestampSubmitted	Status
Chris Rainbolt		chris@texascivilrightsproject.org	10/4/2022 11:40:39 AM	SENT
Hani Mirza		hani@texascivilrightsproject.org	10/4/2022 11:40:39 AM	SENT
Joaquin Gonzalez		joaquin@texascivilrightsproject.org	10/4/2022 11:40:39 AM	SENT

RETRIEVED FROM DEMOCRACYDOCKET.COM

Automated Certificate of eService

This automated certificate of service was created by the eFiling system. The filer served this document via email generated by the eFiling system on the date and to the persons listed below. The rules governing certificates of service have not changed. Filers must still provide a certificate of service that complies with all applicable rules.

Chris Rainbolt on behalf of Joaquin Gonzalez

Bar No. 24109935

chris@texascivilrightsproject.org

Envelope ID: 68876051

Status as of 10/4/2022 1:05 PM CST

Associated Case Party: Nelson Wolff

Name	BarNumber	Email	TimestampSubmitted	Status
Larry Lee Roberson	24046728	lroberson@bexar.org	10/4/2022 11:40:39 AM	SENT

RETRIEVED FROM DEMOCRACYDOCKET.COM

Automated Certificate of eService

This automated certificate of service was created by the eFiling system. The filer served this document via email generated by the eFiling system on the date and to the persons listed below. The rules governing certificates of service have not changed. Filers must still provide a certificate of service that complies with all applicable rules.

Chris Rainbolt on behalf of Joaquin Gonzalez

Bar No. 24109935

chris@texascivilrightsproject.org

Envelope ID: 68876051

Status as of 10/4/2022 1:05 PM CST

Associated Case Party: Justin Rodriguez

Name	BarNumber	Email	TimestampSubmitted	Status
Larry Lee Roberson	24046728	lroberson@bexar.org	10/4/2022 11:40:39 AM	SENT

RETRIEVED FROM DEMOCRACYDOCKET.COM

Automated Certificate of eService

This automated certificate of service was created by the eFiling system. The filer served this document via email generated by the eFiling system on the date and to the persons listed below. The rules governing certificates of service have not changed. Filers must still provide a certificate of service that complies with all applicable rules.

Chris Rainbolt on behalf of Joaquin Gonzalez

Bar No. 24109935

chris@texascivilrightsproject.org

Envelope ID: 68876051

Status as of 10/4/2022 1:05 PM CST

Associated Case Party: Rebecca Clay-Flores

Name	BarNumber	Email	TimestampSubmitted	Status
Larry Lee Roberson	24046728	lroberson@bexar.org	10/4/2022 11:40:39 AM	SENT

RETRIEVED FROM DEMOCRACYDOCKET.COM

Automated Certificate of eService

This automated certificate of service was created by the eFiling system. The filer served this document via email generated by the eFiling system on the date and to the persons listed below. The rules governing certificates of service have not changed. Filers must still provide a certificate of service that complies with all applicable rules.

Chris Rainbolt on behalf of Joaquin Gonzalez

Bar No. 24109935

chris@texascivilrightsproject.org

Envelope ID: 68876051

Status as of 10/4/2022 1:05 PM CST

Associated Case Party: Tommy Calvert

Name	BarNumber	Email	TimestampSubmitted	Status
Larry Lee Roberson	24046728	lroberson@bexar.org	10/4/2022 11:40:39 AM	SENT

RETRIEVED FROM DEMOCRACYDOCKET.COM

Automated Certificate of eService

This automated certificate of service was created by the eFiling system. The filer served this document via email generated by the eFiling system on the date and to the persons listed below. The rules governing certificates of service have not changed. Filers must still provide a certificate of service that complies with all applicable rules.

Chris Rainbolt on behalf of Joaquin Gonzalez

Bar No. 24109935

chris@texascivilrightsproject.org

Envelope ID: 68876051

Status as of 10/4/2022 1:05 PM CST

Associated Case Party: Marialyn Barnard

Name	BarNumber	Email	TimestampSubmitted	Status
Larry Lee Roberson	24046728	lroberson@bexar.org	10/4/2022 11:40:39 AM	SENT

RETRIEVED FROM DEMOCRACYDOCKET.COM