IN THE UNITED STATES DISTRICT COURT
FOR THE MIDDLE DISTRICT OF TENNESSEE
NASHVILLE DIVISION

MEMPHIS A. PHILLIP RANDOLPH INSTITUTE, *et al.* *Plaintiffs*, v. TRE HARGETT, *et al.* *Defendants*.	Civil No. 3:20-cv-0374 JUDGE RICHARDSON MAGISTRATE JUDGE FRENSLEY

MOTION FOR PRELIMINARY INJUNCTION

RETRIEVED FROM DEMOCRACYDOCKET.COM

PLEASE TAKE NOTICE that, upon the annexed Declarations of Ravi Doshi; Dr. Arthur L. Reingold; Dr. Linton A. Mohammed, Gloria Sweet-Love, on behalf of the Tennessee State Conference of the NAACP; Jeffrey Lichtenstein, on behalf of the Memphis Central Labor Council; Kendra Lee, on behalf of the Memphis A. Philip Randolph Institute; Charlane Oliver, on behalf of The Equity Alliance; and Dawn Harrington, on behalf of Free Hearts, the exhibits attached thereto, the accompanying Memorandum of Law, and all other pleadings and proceedings in this action, Plaintiffs Memphis A. Phillip Randolph Institute ("APRI"), The Equity Alliance ("Equity Alliance"), Free Hearts, The Memphis and West Tennessee AFL-CIO Central Labor Council a/k/a the Memphis Central Labor Council ("MCLC"), and The Tennessee State Conference of the NAACP ("Tennessee NAACP") (together, the "Organizational Plaintiffs"), together with Plaintiffs Sekou Franklin and Kendra Lee, (collectively, "Plaintiffs"), by and through their undersigned counsel, will, as soon as counsel may be heard, move this Court before the Honorable United States District Judge Eli Richardson for an Order preliminarily enjoining Defendants Tre Hargett, Mark Goins, and Amy Weirich, and granting the relief set forth

in Plaintiffs' accompanying proposed order and such other and further relief that the Court deems just and proper.

As set forth in detail in the Memorandum of Law, Plaintiffs are likely to succeed on the merits of each of their moved-on claims and will suffer irreparable harm absent relief. The balance of the equities moreover favors Plaintiffs. For these reasons, Plaintiffs are entitled to a preliminary injunction and request that the Court enter the proposed order submitted herewith.

Prior to the filing of this Motion, in accordance with Local Rule 7.01(a)(1), Plaintiffs' counsel advised Defendants' counsel of their intention to move for a preliminary injunction. Defendants' counsel indicated that they would oppose the Motion and requested relief.

Dated: June 12th, 2020

Respectfully submitted,

/s William L. Harbison

William L. Harbison (No. 7012)
Lisa K. Helton (No. 23684)
Christopher C. Sabis (No. 30032)
Christina R.B. López (No. 37282)
Sherrard, Roe, Voigt & Harbison, PLC
150 3rd Avenue South, Suite 1100
Nashville, TN 37201
Phone: (615) 742-4200
Fax: (615) 742-4539
bharbison@srvhlaw.com
lhelton@srvhlaw.com
csabis@srvhlaw.com
clopez@srvhlaw.com

Danielle Lang*
Ravi Doshi*
Molly Danahy*
Jonathan Diaz*
Campaign Legal Center
1101 14th Street NW, Suite 400
Washington, DC 20005
Tel.: (202) 736-2200
dlang@campaignlegalcenter.org
rdoshi@campaignlegalcenter.org
mdanahy@campaignlegalcenter.org
jdiaz@campaignlegalcenter.org

Ezra Rosenberg*
Pooja Chaudhuri*
Lawyers' Committee for Civil Rights Under Law
1500 K Street NW Suite 900
Washington, DC 20005
Tel.: (202) 662-8600
erosenberg@lawyerscommittee.org
pchaudhuri@lawyerscommittee.org

*Admitted Pro Hac Vice

RETRIEVED FROM DEMOCRACYDOCKET.COM

CERTIFICATE OF SERVICE

I HEREBY CERTIFY, pursuant to Local Rule 5.01, that on this 12th day of June, 2020, the foregoing was served via the Court's CM/ECF filing system and by electronic mail on the following:

Janet Kleinfelter
Alexander Rieger
Office of the Tennessee Attorney General
301 6th Ave. N.
Nashville, Tennessee 37243
janet.kleinfelter@ag.tn.gov
alex.rieger@ag.tn.gov

Counsel for Defendants

/s William L. Harbison

RETRIEVED FROM DEMOCRACYDOCKET.COM

EXHIBIT A

RETRIEVED FROM DEMOCRACYDOCKET.COM

IN THE UNITED STATES DISTRICT COURT
FOR THE MIDDLE DISTRICT OF TENNESSEE
NASHVILLE DIVISION

MEMPHIS A. PHILLIP RANDOLPH INSTITUTE, et al., *Plaintiffs*, v. TRE HARGETT, et al., *Defendants*.	Civil No. 3:20-cv-0374 JUDGE RICHARDSON MAGISTRATE JUDGE FRENSLEY

DECLARATION OF RAVI DOSHI

RETRIEVED FROM DEMOCRACYDOCKET.COM

I, Ravi Doshi, pursuant to 28 U.S.C. § 1746, declare as follows:

1. I am Senior Legal Counsel at the Campaign Legal Center ("CLC") and counsel for Plaintiffs in this case. I am over 18 years of age, and the testimony set forth in this Declaration is based on first-hand knowledge, about which I could and would testify competently in open court if called upon to do so. This Declaration is submitted in support of Plaintiffs' Motion for a Preliminary Injunction.

2. Attached as Exhibit 1 is a true and correct copy of the Davidson County Chancery Court's June 4, 2020 Memorandum and Order Granting Temporary Injunction in *Fisher v. Hargett*, Case No. 20-0435-I(III).

3. Attached as Exhibit 2 is a true and correct copy of the "Epidemiology and Surveillance Data" related to COVID-19 that is published by the Tennessee Department of Health on its website. The data attached hereto was retrieved from the Tennessee Department of Health's website, https://www.tn.gov/health/cedep/ncov/data.html, on June 11, 2020.

4. Attached as Exhibit 3 is a true and correct copy of publicly accessible information found on the Centers for Disease Control and Prevention's ("CDC") website on COVID-19 "Cases in the U.S." The information was retrieved from the CDC's web site, https://www.cdc.gov/coronavirus/2019-ncov/cases-updates/cases-in-us.html, on June 11, 2020.

5. Attached as Exhibit 4 is a true and correct copy of the "Tennessee Election COVID-19 Contingency Plan," which was prepared by the Tennessee Division of Elections on April 23, 2020. An electronic version of the Plan is available at https://assets.documentcloud.org/documents/6889221/TN-COVID-19-Election-Plan.pdf.

6. Attached as Exhibit 5 is a true and correct printout of the Tennessee Secretary of State's webpage on absentee voting, as it was found on June 11, 2020. The printout was retrieved from https://sos.tn.gov/products/elections/absentee-voting on June 11, 2020.

7. Attached as Exhibit 6 is a true and correct copy of a document titled "Statistical Analysis of Voter Turnout for the August 4, 2016 Election as Submitted by the Counties," which was published by the Tennessee Secretary of State, and can be electronically accessed from https://sos-tn-gov-files.s3.amazonaws.com/2016_August_PPP_Turnout.pdf.

8. Attached as Exhibit 7 is a true and correct copy of a document titled "Statistical Analysis of Voter Turnout for the November 8, 2016 Election as Submitted by the Counties," which was published by the Tennessee Secretary of State, and can be electronically accessed from https://sos-tn-gov-files.s3.amazonaws.com/2016_November_PPP_Turnout.pdf.

9. Attached as Exhibit 8 is a true and correct copy of a document titled "Statistical Analysis of Voter Turnout for the August 2, 2018 Election as Submitted by the Counties," which was published by the Tennessee Secretary of State, and can be electronically accessed from https://sos-tn-gov-files.tnsosfiles.com/2018%20August.pdf.

RETRIEVED FROM DEMOCRACYDOCKET.COM

10. Attached as Exhibit 9 is a true and correct copy of a document titled "Statistical Analysis of Voter Turnout for the November 6, 2018 Election as Submitted by the Counties," which was published by the Tennessee Secretary of State, and can be electronically accessed from https://sos-tn-gov-files.tnsosfiles.com/2018%20November.pdf.

11. Attached as Exhibit 10 is a true and correct copy of a May 29, 2020 letter issued by the United States Postal Service. An electronic copy of the letter can be retrieved from https://about.usps.com/newsroom/national-releases/2020/2020-05-29-marshall-to-election-officials-re-election-mail.pdf.

12. Attached as Exhibit 11 is a true and correct copy of the Davidson County, Tennessee Absentee Ballot Request Form, as it existed on June 11, 2020. The form is publicly available, and was retrieved from https://www.nashville.gov/Portals/0/SiteContent/ElectionCommission/docs/main/AbsenteeBallotRequest-200806.pdf on June 11, 2020.

13. Attached as Exhibit 12 is a true and correct copy of the subset of Tennessee state data contained in the Election Administration and Voting Survey (EAVS) Datasets Version 1.2, which was released February 18, 2020. The data may be electronically accessed at https://www.eac.gov/research-and-data/datasets-codebooks-and-surveys.

14. Attached as Exhibit 13 is true and correct copy of the Statement of Official Votes Cast in Shelby County, Tennessee for the November 6, 2018 election. The Statement can be electronically accessed at https://www.shelbyvote.com/sites/default/files/documents/elections/2018/11.06%20State%20General/2018%20Nov%206%20Certified%20SOVC.pdf.

RETRIEVED FROM DEMOCRACYDOCKET.COM

15. Attached as Exhibit 14 are true and correct copies of logsheets for the legislative sessions related to 2002 Pub. Ch. 698, that were produced to Plaintiffs' counsel by the Tennessee State Library & Archives. Plaintiffs' counsel is presently undertaking to have the relevant portions of the tapes of the legislative sessions transcribed, and will provide certified transcripts to the Defendants' counsel and the Court upon receipt.

16. Attached as Exhibit 15 is a true and correct copy of the Tennessee Mail-In Application for Voter Registration. The document is publicly available from the Tennessee Secretary of State, and was retrieved from https://sos-tn-gov-files.s3.amazonaws.com/forms/ss-3010.pdf, on June 11, 2020.

17. Attached as Exhibit 16 is a true and correct copy of Defendants' Response in Opposition to Plaintiffs' Request for a Temporary Injunction, filed in *Fisher v. Hargett*, Case No. 20-0435-I(III), on May 22, 2020, in the Davidson County Chancery Court.

* * *

Executed on June 12, 2020 at Washington, DC.

RETRIEVED FROM DEMOCRACYDOCKET.COM

I declare under penalty of perjury that the foregoing is true and correct.



Ravi Doshi

EXHIBIT 1

RETRIEVED FROM DEMOCRACYDOCKET.COM

E-FILED
6/4/2020 7:43 PM
CLERK & MASTER
DAVIDSON CO. CHANCERY CT.

IN THE CHANCERY COURT FOR THE STATE OF TENNESSEE
TWENTIETH JUDICIAL DISTRICT, DAVIDSON COUNTY, PART III

HUNTER DEMSTER, EARLE J. FISHER, JULIA HILTONSMITH, GINGER BULLARD, JEFF BULLARD, ALLISON DONALD, and #UPTHEVOTE901,	)	
Plaintiffs,	)	
vs.	)	**No. 20-0435-I(III)**
TRE HARGETT, MARK GOINS, WILLIAM LEE, and HERBERT SLATERY III, each in his official capacity of the State of Tennessee,	)	
Respondents	)	

AND

BENJAMIN WILLIAM LAY, CAROLE JOY GREENAWALT, and SOPHIA LUANGRATH,	)	
Plaintiffs,	)	
vs.	)	**No. 20-453-IV(III)**
MARK GOINS, TRE HARGETT, and WILLIAM LEE, each in his official capacity for the State of Tennessee,	)	
Defendants.	)	

RETRIEVED FROM DEMOCRACYDOCKET.COM

MEMORANDUM AND ORDER GRANTING TEMPORARY INJUNCTION TO ALLOW ANY TENNESSEE REGISTERED VOTER TO APPLY FOR A BALLOT TO VOTE BY MAIL DUE TO COVID-19

In this time of the worldwide COVID-19 pandemic and its contagion in gatherings of people, almost all states – both Republican and Democrat – are providing their citizens the health protection of a voting by mail option. This includes southern states such as Alabama, South Carolina and Arkansas, and Tennessee's neighboring state of Kentucky and nearby West Virginia. The governors, state officials and legislators in those states have spearheaded efforts to expand access to voting by mail to protect the health of their citizens during the pandemic.

The Plaintiffs in Case No. 20-453 include some Tennessee registered voters who have or who reside with persons who have autoimmune conditions or other heightened susceptibility to the COVID-19 virus. The Plaintiffs in Case No. 20-435 are all Tennessee registered voters, except for Jeff Bullard. The Plaintiffs in case No. 20-435 do not allege personal conditions of heightened susceptibility. They do allege that they have determined that it is impossible or unreasonable for them to vote in-person at a polling place in upcoming elections due to the risk of contracting or transmitting the COVID-19 virus. None of these Plaintiffs, in either case, qualifies to vote by mail under the Defendant State Officials' interpretation and application of Tennessee's law, Tennessee Code Annotated section 2-6-201. Therefore, in upcoming elections, as the pandemic continues, these Plaintiffs must go to a polling place and vote in-person to exercise their right to vote. They are not eligible to vote by mail.

With situations such as those presented by the Plaintiffs, the Defendant State Officials (hereinafter referred to as the "State") have been asked to implement measures,

RETRIEVED FROM DEMOCRACYDOCKET.COM

like the majority of states, to temporarily suspend, in upcoming elections, restrictive construction and application of voting by mail law to take into account the pandemic. To be clear, the Plaintiffs do not seek for the State to permanently switch to universal and automatic vote by mail in Tennessee. The Plaintiffs instead seek a temporary easing off on the restrictions of voting by mail limited to the time of the pandemic. The State has refused. It is maintaining the requirements for in-person voting. The State's response to the pandemic is to provide social distancing and sanitation measures at polling places. Significantly, however, one of the most prominent features of social distancing—wearing masks—cannot be compelled of voters, but only encouraged, at polling places. Thus persons who choose not to wear masks cannot be denied access to the polling place and present exposure to others.

Having met with refusal by the State, the Plaintiffs have filed these separate lawsuits to obtain during the pandemic access to voting by mail in upcoming elections.

The Plaintiffs rest their case on Article I, section 5 and Article IV, section 1 of the Tennessee Constitution which is more explicit in guaranteeing Tennesseans the right to vote than the counterpart federal Constitution. The Tennessee Constitution provides that, "the right of suffrage, as hereinafter declared, shall never be denied to any person entitled thereto . . . ."

The State's position is unapologetic. It claims that unlike the can-do approach of two-thirds of the U.S. States who have for years allowed any voter to vote by mail and eleven more states that have relaxed voting by mail restrictions for the 2020 elections due

RETRIEVED FROM DEMOCRACYDOCKET.COM

to the pandemic, it is impossible for the State of Tennessee, in a state of emergency, to expand access to voting by mail on a temporary basis. The State provides scenarios and calculations of lack of money, personnel and equipment for increased voting by mail, and they cite to their fear of increased voter fraud from voting by mail.

The issue, then, for this Court is whether, in this time of the pandemic, the States' construction and application of Tennessee law constitutes an unreasonable and discriminatory burden on the fundamental right to vote vigorously guaranteed by the Tennessee Constitution.

RETRIEVED FROM DEMOCRACYDOCKET.COM

The Plaintiffs are presently before the Court on applications for a temporary injunction. They seek for the Court to enjoin the States' restrictive application of the law and for a mandate that the State must provide the Plaintiffs access to voting by mail.

On June 3, 2020, a hearing was conducted on the temporary injunction applications based upon evidence filed by all parties and oral argument of Counsel. At the conclusion of the hearing the Court took the matter under advisement.

After studying the evidence and the law, and considering argument of Counsel, the Court finds that the evidence does not support the State's claims that it is impossible for it to provide expanded access to voting by mail. Respectfully, the evidence is that the assumptions the State has employed in its fiscal and resource calculations are oddly skewed and not in accordance with the methodology of its own expert and industry standards. When, however, normal industry-recognized assumptions are used, the

evidence establishes that the resources are there to provide temporary expanded access to voting by mail in Tennessee during the pandemic if the State provides the leadership and motivation as other states have done.[1] As to voter fraud, the State's own expert debunks and rejects that as a reason for not expanding access to voting by mail.

From this evidence and upon using the legal standard of *Anderson-Burdick*,[2] the Court concludes that the State's restrictive interpretation and application of Tennessee's voting by mail law (Tennessee Code Annotated section 2-6-201), during the unique circumstances of the pandemic, constitutes an unreasonable burden on the fundamental right to vote guaranteed by the Tennessee Constitution. Accordingly the Plaintiffs are entitled to issuance of a temporary injunction.

RETRIEVED FROM DEMOCRACYDOCKET.COM

[1] *See*, for example, websites in Alabama and West Virginia where banners on absentee voting during the pandemic are displayed with informative links and instructions.

[2] The Tennessee Supreme Court has explained the *Anderson-Burdick* doctrine as follows:

> Notably, however, the United States Supreme Court has rejected the notion that strict scrutiny applies to every statute imposing a burden on the right to vote under the United States Constitution. Instead, addressing claims arising under the First and Fourteenth Amendments, the Court has adopted a "more flexible standard," pursuant to which a showing of important governmental regulatory interests may justify lesser restrictions on the right to vote, whereas strict scrutiny is reserved for laws that impose "'severe' restrictions." *Burdick v. Takushi,* 504 U.S. 428, 434, 112 S.Ct. 2059, 119 L.Ed.2d 245 (1992) (quoting *Norman v. Reed,* 502 U.S. 279, 289, 112 S.Ct. 698, 116 L.Ed.2d 711 (1992)); *see also Crawford v. Marion Cnty. Election Bd.,* 553 U.S. 181, 191, 128 S.Ct. 1610, 170 L.Ed.2d 574 (2008) (plurality opinion) (holding that any burden upon the right to vote "must be justified by relevant and legitimate state interests 'sufficiently weighty to justify the limitation' " (quoting *Norman,* 502 U.S. at 288–89, 112 S.Ct. 698)); *Anderson v. Celebrezze,* 460 U.S. 780, 789, 103 S.Ct. 1564, 75 L.Ed.2d 547 (1983).

City of Memphis v. Hargett, 414 S.W.3d 88, 102 (Tenn. 2013).

It is therefore ORDERED that the Plaintiffs' motion for a temporary injunction is granted to the extent that, until further order of the Court, the Defendants are enjoined from:

— enforcing their current construction of the "excuse requirement" for absentee voting stated in Tennessee Code Annotated section 2-6-201(5)(C) and (D), and

are mandated to:

— provide any eligible Tennessee voter, who applies to vote by mail in order to avoid transmission or contraction of COVID-19, an absentee ballot in upcoming elections during the pendency of pandemic circumstances; and

— implement the construction and application of Tennessee Code Annotated section 2-6-201(5)(C) and (D) that any qualified voter who determines it is impossible or unreasonable to vote in-person at a polling place due to the COVID-19 situation shall be eligible to check the box on the absentee ballot application that, "the person is hospitalized, ill or physically disabled and because of such condition, the person is unable to appear at the person's polling place on election day; or the person is a caretaker of a hospitalized, ill or physically disabled, person," and have that absentee voting request duly processed by the State in accordance with Tennessee law.[3]

RETRIEVED FROM DEMOCRACYDOCKET.COM

In addition it is ORDERED that the Defendants are mandated to:

— prominently post on their websites and disseminate to County Election Officials that voters who do not wish to vote in-person due to the COVID-19 virus situation are eligible to request an absentee ballot by mail or that such voters still have the option to vote in-person during Early voting or on Election Day.

Not ordered herein is a requirement that the State must automatically mail absentee ballots to all Tennessee registered voters, a practice being implemented in some states

[3] This wording is derived from election instructions posted on the State of Alabama and West Virginia's websites.

before and in response to the pandemic. The difference is that the injunction issued above keeps in place and tracks the requirement of Tennessee law that to obtain a mail-in ballot, a voter must first apply for one so that it is only voters who apply to vote by mail that the State must print and mail absentee ballots to as the applications come in.

Also not granted herein is the alternative request for relief in Case No. 20-453 for a Tennessee licensed physician to certify the entire population of a county to be "medically unable to vote" because of the pandemic.

In addition, it is ORDERED that no bond is required to secure this temporary injunction.

The findings of fact and conclusions of law on which this decision is based are as follows.

RETRIEVED FROM DEMOCRACYDOCKET.COM

Tennessee Voting Law

The Tennessee Constitution is more explicit than the federal constitution in guaranteeing Tennesseans the right to vote. Article I, section 5 and Article IV, section 1 of the Tennessee Constitution expressly guarantee the right to vote in federal, state and local elections to all adult persons duly registered in a county district and precinct. As quoted above and requoted herein, the Tennessee Constitution contains the vigorous guarantee that, "The elections shall be free and equal, and the right of suffrage, as hereinafter declared, shall never be denied to any person entitled thereto . . . ." Under the

provisions of the Tennessee Constitution, voting is a fundamental right. *Bemis Pentecostal Church v. State*, 731 S.W.2d 897, 901 (Tenn. 1987).

The Legislature has enacted laws to allow for the fundamental right to vote to be exercised by mail-in/absentee ballot, but only for a limited set of circumstances. Tennessee Code Annotated section 2-6-201 provides for voting by mail for nine categories of persons. An otherwise eligible voter who does not fall into one of these enumerated categories as construed by State is not permitted to "vote by mail absentee" and must instead cast their ballot in person. The pertinent category in this case is 5, quoted as follows.

> (5) PERSONS OVER 60--PERSONS HOSPITALIZED, ILL OR DISABLED.
>
> (A) A person sixty (60) years of age or older when the person requests to vote absentee;
>
> (B) The person is a voter with a disability as defined in § 2-3-109, and the voter's polling place is inaccessible;
>
> (C) The person is hospitalized, ill or physically disabled, and because of such condition, the person is unable to appear at the person's polling place on election day; or
>
> (D) The person is a caretaker of a hospitalized, ill or disabled person;

RETRIEVED FROM DEMOCRACYDOCKET.COM

State's Interpretation and Application of Section 2-6-201(5)(C) and (D)

With respect to the pandemic, it is the State's construction and application of section 2-6-201(5)(C) and (D) that only individuals who have "quarantined because of a

potential exposure [to COVID-19] or who ha[ve] tested positive [for] COVID-19" are considered "ill" for the purposes of "vot[ing] by mail absentee." Steiner Decl. Ex. 63, Tenn. Sec. of State, *Tennessee Election COVID-19 Contingency Plan*, (April 23, 2020), https://bit.ly/3g7WrUN.

Putting aside the ambiguity of the State's construction of "quarantining" (self-quarantine vs. contact tracing), the issue for the Plaintiffs in this case is the following. Even voters, who are at higher risk of contracting COVID-19 and/or at a higher risk of severe complications should they contract the illness and voters who live with individuals who have pre-existing medical conditions that place them at higher risk for severe complications should they contract COVID-19, such as the Plaintiffs in Case No. 20-453, do not have the option to "vote by mail absentee." Further rendered ineligible for voting by mail are Tennesseans, like the Plaintiffs in Case No. 20-435, who have determined that it is impossible or unreasonable to vote in-person at a polling place due to the risk of contracting or transmitting the COVID-19 virus. Thus all of the Plaintiffs in the cases before the Court are ineligible to vote by mail during the pandemic based upon the State's application of Tennessee law.

RETRIEVED FROM DEMOCRACYDOCKET.COM

State's Justification for Denying Expanded Access to Voting by Mail

The reasons the State has refused to allow more access to voting by mail during the pandemic are (1) that it is not fiscally nor logistically feasible for the State to do so and (2) voter fraud. But the evidence presented to the Court does not support these reasons.

The evidence shows that it is feasible for the State to provide registered voters a vote by mail option and that increased voter fraud is not a material concern. The following are the findings of fact made by the Court based upon the record developed thus far for the temporary injunction.[4]

Evidence on Feasibility

1. Quick Expansion of Voting by Mail in 10 States—Within a timeframe of just a few months, ten states have expanded an "excuse required" statute, like Tennessee's to "no excuse" absentee rules. These include the neighboring states of: Alabama, Arkansas, South Carolina, Kentucky and Virginia. Three states: Kentucky, Virginia and Indiana have provided this option in a shorter timeframe than is present in this case.

   Several of the remaining minority of states that, under normal circumstances, require an excuse to vote by mail have interpreted their disability or illness basis for absentee voting broadly during the ongoing COVID-19 pandemic. For example, West Virginia now permits all registered voters to vote absentee in forthcoming elections due to "[i]llness, injury or other medical reason which keeps [the voter] confined," defining "other medical reason" as "any threat to a person's health posed by an epidemic, pandemic, outbreak, disease, virus, or other emergency, which creates potential harm to the public interest, peace, health, safety, or welfare of citizens or voters." W. Va. Code R. §§ 153-53-2–153-53-3. {{Steiner Decl. Ex. 69, W. Va. Sec'y of State Mac Warner, Admin. Law Div., Notice Of An Emergency Rule (Mar. 20, 2020), https://bit.ly/2zbwRO3.}} Further, West Virginia construes "confined" as being "restricted to a specific location for reasons beyond that person's control, including a recommendation by state or federal authorities for the person to self-quarantine, avoid public places or close contact with other persons." W. Va. Code R. § 153-53-2. Per issued rules, West Virginia's action "cannot violate or alter clear statutory requirements" but rather, simply construes existing state law "in favor of enfranchisement, not disenfranchisement." W. Va. Code R. § 153-53-1. Similarly, Alabama has allowed "any qualified voter who determines it is impossible or unreasonable to vote at their voting place" as a result of COVID-19 to vote by mail in primary runoff elections being held in July by reason that "a physical illness or infirmity [] prevents [the voter's] attendance at the polls." {{Steiner

RETRIEVED FROM DEMOCRACYDOCKET.COM

[4] The findings of fact made herein are preliminary for purposes of issuance of the temporary injunction and are not binding as ultimate findings of fact. Those will be determined in the trial of the case. This is because as the case progresses the parties will develop a complete factual record.

Decl. Ex. 3, Ala. Leg. Servs. Agency, Absentee Voting During State of Emergency, 17-11-3(e) (Mar. 18, 2020), https://bit.ly/3cUhOqN; *see also* Steiner Decl. Ex. 4, Press Release, Alabama Secretary of State, 100 Days Left to Apply for Absentee Ballot for the Primary Runoff Election (Mar. 31, 2020), https://bit.ly/2ygoArG; see also Ala. Code § 17-11-3(a)(2).}} And, because of COVID-19, Arkansas has determined that Ark. Code Ann. §§ 7-5-402, which only allows absentee voting for people who are "absent or unable to attend an election due to illness or physical disability," should be read "so that all eligible qualified electors currently entitled to vote in the March 31, 2020 election may request the appropriate absentee ballots from their county of residence." {{Steiner Decl. Ex. 6, Governor of Arkansas, Exec. Order No. 20-08, (Mar. 20, 2020), https://bit.ly/2TheWwc. }}

Virginia, Delaware, and Massachusetts have likewise clarified that all registered voters in their respective states can use existing reasons related to illness and physical disability to vote by mail in the upcoming elections. {{*See* Steiner Decl. Ex. 68, *Absentee Voting*, Va. Dep't of Elections, https://bit.ly/3dU4YbW (last visited May 18, 2020) (Virginia Department of Elections statement clarifying that "[v]oters may choose reason '2A My disability or illness'" to vote absentee in upcoming elections due to COVID-19); Steiner Decl. Ex. 23, Governor of Delaware, Exec. Dep't, *Sixth Modification of the Declaration of a State of Emergency for the State of Delaware Due to a Public Health Threat* (Mar. 24, 2020), https://bit.ly/3bKVfTM (Delaware executive order providing that for upcoming primary and special elections "the qualification of 'sick or physically disabled' [in Delaware vote-by-mail provisions] shall apply to and include any such voter who is asymptomatic of COVID-19 . . . and who herself or himself freely chooses to use such qualification to vote by absentee ballot.); Steiner Decl. Ex. 5, An Act Granting Authority to Postpone 2020 Municipal Elections in the Commonwealth and Increase Voting Option in Response to the Declaration of Emergency to Respond to COVID-19, ch. 45 (2020), https://bit.ly/2LFSZTc (new Massachusetts law clarifying that "any person taking precaution related to COVID-19 in response to a declared state of emergency or from guidance from a medical professional, local or state health official, or any civil authority shall be deemed to be unable by reason of physical disability to cast their vote in person," which is one of the reasons set forth in the state constitution that permits a Massachusetts voter to vote by mail).}} And New Hampshire has interpreted its "physical disability provision to "appl[y] equally to voters who are experiencing symptoms of COVID-19 . . . and those who are self-quarantining as a preventative measure." {{Steiner Decl. Ex. 28, Memorandum from the Sec'y of State and Att'y General to New Hampshire Election Officials re: Elections Operations During the State of Emergency 2 (Apr. 10, 2020), https://bit.ly/2ZdZ8xV.}}

RETRIEVED FROM DEMOCRACYDOCKET.COM

2. Sufficient Ballots Are Ready— The Tennessee Secretary of State's Division of Elections has already accounted for increased mail-in voting for eligible voters (*Goins Declaration*, May 22, 2020, ¶¶ 3-4). The State is already printing 1.4 million ballots for the August 2020 election, and it has on hand four million of the three envelope sets necessary to process these ballots through the mail. (*Goins Decl* ¶ 11).

   Thus, even if turnout increased 17% from August 2018, and 100% of voters chose to case absentee ballots, the State has enough ballots right now.

   The facts are that a total of 1.23 million Tennessean—30% of the 4.16 million registered voters in Tennessee—voted in the August 2018 election. Tenn. Sec'y of State, *Statistical Analysis of Voter Turnout for the Nov. 6, 2018 Election as Submitted by the Counties*, available at https://sos-tn-govfiles.tnsosfiles.com/2018%20November.pdf (last visited May 22, 2020). This was the highest August turnout in 15 years (Tenn. Sec'y of State *Election Statistics*, available at https://sos.tn.gov/products/elections/election-statistics (last visited May 22, 2020)). Conditions which are likely to decrease voting turnout in 2020 are the pandemic and, unlike the August 2018 elections, the August 2020 generally lacks county general elections. Historically, according to Coordinator of Elections Goins, "less than 2.5% of Tennessee voters have voted using the absentee by-mail voting process." However, as admitted by Coordinator Goins, the State is presently prepared for 1.4 million Tennesseans to vote by mail which represents 36% of the total registered voters.

   The situation is little different for November. In the last November presidential election, 2.5 million persons voted, for a turnout of 62%. Tennessee Secretary of State website, *Statistical Analysis of Voter Turnout for the Nov. 8, 2016 Election as Submitted by the Counties*, available at https://sos-tn-gov-files.s3.amazonaws.com/2016_November_PPP_Turnout.pdf (last visited May 22, 2020). If Tennessee prints a total of 4 million ballots, as it has already done for August, *see* Goins Decl. ¶¶ 11-12, it will have enough ballots for every single current active Tennessee voter to vote absentee, assuming 100% turnout and 100% of voters choosing to vote by mail. *See* Goins Decl. ¶ 5 (3,930,381 active Tennessee voters).

3. $1 Million is Available—The State has received $10 million in federal funds dedicated to 2020 election costs (*Goins Decl*., May 22, 2020, ¶ 19), and has $1 million of that remaining and available to provide expanded access to voting by mail.

4. Measures Already in Place in Some Counties for Expanded Voting by Mail—Some counties have already implemented measure for an increased mail-in vote.

RETRIEVED FROM DEMOCRACYDOCKET.COM

Rutherford County plans to hire two extra full-time and four extra part-time workers solely dedicated to processing absentee ballot requests and prestuffing 50,000 absentee ballot envelopes (*Goins Decl*. May 22, 2020, ¶ 16).

State's Scenarios and Calculations Not Supported by the Evidence

In support of their position that providing expanded access to voting by mail is impossible in Tennessee, the State provided the Declarations of:

— five Election Officials across rural and urban Tennessee,
— Mark Goins, Coordinator of Elections for the State of Tennessee, and
— Kim Wyman, Secretary of State of Washington State.

The State assert these Declarations prove their proposition that the State of Tennessee does not have the money, personnel or equipment to expand voting by mail in Tennessee, and that the only measures that are feasible in Tennessee are to stick to in-person voting and provide social distancing and sanitation at polling places.

RETRIEVED FROM DEMOCRACYDOCKET.COM

This position is not supported by the evidence. That is because the State provided incredible assumptions to the Declarants which assumptions are not supported by the historical voting patterns and turnout in Tennessee, and which do not comport with industry standards on planning for elections. These faulty facts and assumptions are as follows.

— Each of the five Tennessee County Election Officials was told to assume in stating feasibility in their counties that 100% of all registered voters in their county will vote. This has never happened in the entire history of Tennessee voting. The turnout in the Nov. 2018 elections was high and it was 54% of all registered voters. The percentage of turnout for the 2016 presidential election (Trump/Clinton) was 61%. This same unprecedented number of 100% turnout of all Tennessee registered voters was also used by Defendant Goins. Such an extreme assumption carries no weight as evidence. Moreover this skewed assumption so permeates and

underlies the State's calculations that the assumption substantially detracts from the weight of State's entire evidence on lack of feasibility.

— The kind of voting by mail Secretary of State Wyman was told to address is a model where the State initiates the process and automatically sends all registered voters absentee ballots. This is not the model ordered herein. The model used in the above temporary injunction requires the voter to initiate the process. The voter must take the first step to print off a request form and submit it to County Election Officials to be provided a mail-in ballot. This is the model currently in place under Tennessee Code Annotated section 2-6-201. The Plaintiffs are not seeking a permanent change to automatic, universal voting by mail as is the case in Washington State and is addressed in the Wyman Declaration. This distinction is material.

Requiring a voter to request an absentee ballot eliminates many of the change of address or faulty address problems Secretary of State Wyman mentions. Also, requiring a voter to request an absentee ballot saves the State time and money in sending out request forms to all registered voters and provides some governor on demand for absentee ballots.

The difference in the absentee voting model Secretary of State Wyman addresses and the one contemplated by the Plaintiffs and ordered herein is so material that the Wyman opinions on feasibility are not weighty evidence.

RETRIEVED FROM DEMOCRACYDOCKET.COM

The flaws in the State's calculations are well explained by Plaintiffs' Counsel, quoting as follows, and are adopted by the Court.

> The fundamental assumption underlying all of the State's arguments that relief in this case would be expensive and impractical is its insistence that it must print enough ballots, and hire enough staff, to accommodate 100% of its voters choosing to vote by mail, and also assuming that 100% of its registered voters participate in each election. *See* Defs.' Resp. at 13; Pls.' Reply, at 27 & n.37 (citing to affidavits attached to State's initial Response). But the State points to no legal requirement for this. And indeed, they acknowledge that they have not been doing it in past elections. Their plan to be ready for all eligible over-60 registered is a new one made in response to the Pandemic. *See* Resp. at 2-3 (acknowledging the Plan

contemplates a "dramatic increase" in absentee voters). This is an entirely discretionary decision that is no less novel than the Virus.

The State says it would be "reckless" to estimate need based on past electoral performance. Sur-Reply 13. But this is precisely what Kim Wyman now advocates, albeit using dubious projections. *See* Supp. Wyman Decl., ¶11. She estimates the "requested absentee ballot rate" to be between 23% and 60% should an injunction be granted, and she recommends that "[p]lanning and operations for the mail preparation *should be based upon these percentages*." Wyman Supp. Decl. ¶ 11(emphasis added). It appears that Coordinator Goins's extreme devotion to over-preparedness is not only just as novel as—[sic]

Even more important, the State's expert now recommends that "the return ballot processing *should be based upon the projected voter turnout in the August and November elections*." Wyman Supp. Decl. ¶ 11 (emphasis added); *see also id.* ("For the success of these operations, *it is critical to estimate this turnout*…") (emphasis added). This is precisely what Plaintiffs have been arguing all along. On this point (basing cost and feasibility estimates based on projected turnout), Plaintiffs' experts agree. *See* Supp. McReynolds Decl., ¶ 6.

Based on any reasonable estimate of turnout using historical data, the 1.4 million ballots Tennessee *has already printed* are enough to cover the August election. *See* Plaintiffs' Reply, at 27-29. And if the State prints a total of 4 million ballots for November (as it has already done for August), that would be enough for all voters to vote absentee, *even assuming (absurdly high) 100% turnout*. *Id*. Similarly, the State is staffing up to handle 1.4 million absentee votes this August, so staffing will be sufficient as well. *See* Plaintiffs' Reply, at 30.

Other logistical overstatements are also influenced by this unwarranted "100%" approach. The State makes much of change-of-address issues, citing Davidson County's rate of 10% of notifications of polling location changes being returned as undeliverable. Sur-Reply 11–12. But location-change mailings go out to all voters registered within a certain geographical subset of the county. *See also* Roberts Decl. ¶7 (describing address problem as "Mailing an absentee ballot request form *to every registered voter* . . . would result in a significant amount of undeliverable mail") (emphasis added). Tennessee's election-specific absentee-ballot application process would obviate concerns of undeliverable mail: individual voters apply to vote absentee using their

RETRIEVED FROM DEMOCRACYDOCKET.COM

> current addresses. This is not the case for absentee voting in Washington State, nor for mass mailings in Davidson County, where the address information relied on may be several years' out of date.
>
> This distinction—between an absentee-application system like Tennessee's and a pure "by-mail voting" system like Washington's—also explains the various allegedly contradictory statements Plaintiffs' expert Amber McReynolds has made. In these statements, she was referring to a pure "vote by mail" system, in which each voter is automatically mailed a ballot, not the "no excuse" system sought by Plaintiffs.
>
> The same flawed assumption colors the State's inflated cost estimates, when it cries budgetary constraints as an excuse to curtail a fundamental right and put voters at risk of their health. Sur-Reply at 14–15. Coordinator Goins estimates a cost of $34.5 million to implement relief, then acknowledges that assumes "100 percent of registered voters vote by-mail." Goins Supp. Decl. ¶3. But the State fails to acknowledge that it currently has *$55 million* in available federal funds dedicated to election costs which could be drawn upon to pay whatever costs the State incurs (above and beyond what it has already spent to be ready for 117% of August 2018's record-high turnout, *see* Reply at 29). The State has publicly acknowledged that it has portions of this $55 million amount unencumbered, but wishes to reserve it for later elections.

Plaintiffs' Surreply in Support of Their Application for Temporary Injunction, June 2, 2020, Case No. 20-435, pp. 8-10.

RETRIEVED FROM DEMOCRACYDOCKET.COM

Thus, the evidences does not support the State's claims and calculations that expanded voting by mail is not feasible in Tennessee. To the contrary, Tennessee's track record of voting turnout and the preparations already in place and the $1 million of available federal funds establish temporarily expanding voting by mail during the pandemic is feasible in Tennessee

Voter Fraud

The evidence established that voter fraud is not a material reason to refuse to expand voting by mail during the pandemic on several bases.

First, many safeguards are already in place. Election officials check to make sure an absentee ballot application is made on behalf of a registered voter at the proper address. Tenn. Code Ann. § 2-6-202(d). They verify that the voter's signature on file matches both the signature on each absentee ballot request, § 2-6-202(b), which must be signed under penalty of perjury, as well as the absentee ballot itself, § 2-6-202(g). To guard against "ballot harvesting," only election-commission employees may distribute absentee ballots, or furnish an unsolicited absentee ballot application, to any person, § 2-6-202(c), and election officials routinely visit nursing homes to personally collect ballots from vulnerable elderly voters, § 2-6-601. In addition, there are numerous criminal laws against various types of voter fraud. *See* Tenn. Code Ann. §§ 2-19-104 through 2-19-117.

RETRIEVED FROM DEMOCRACYDOCKET.COM

Further, the State's expert witness, Washington Secretary of State Wyman answered explicitly in a recent national news article that she is confident that voter fraud is not a material concern with expanded absentee voting, "Doesn't vote by mail and absentee voting lead to more fraud? I am confident that the answer is no."

There is also the consideration that Tennessee's in-person voting requires showing a picture ID at polling locations to verify identity. Yet the COVID-19 plan for polling locations, promulgated by the State, requires that if a voter is wearing a face covering to mitigate COVID exposure and contagion those face coverings should not be removed in

public. These conditions obscure identity and undercut the defense that in-person voting during the pandemic poses less of a threat of voter fraud.

The Pandemic and In-Person Voting

As to the effect of the pandemic on in-person voting at polling places, the Court makes the following findings of fact based upon the record developed thus far for the temporary injunction.[5]

1. Mail-in voting methods are encouraged by the Centers for Disease Control and Prevention ("CDC") to "minimize direct contact with other people and reduce crowd size at polling stations" where mail-in voting is allowed in the jurisdiction (Recommendations for Election Polling Locations, Centers for Disease Control and Prevention, https://www.cdc.gov/coronavirus/2019-ncov/community/electionpolling-locations.html (last visited May 7, 2020)).

2. The duration of in-person voting in Tennessee is a two week early voting period, and a twelve hour election day.

3. Requiring in-person voters to remain at least six feet apart will elongate lines.

4. Providing broader access to mail-in voting will lessen the number of persons gathering for in-person voting.

5. Other State institutions are using remote participation options to avoid in-person gatherings. The Tennessee State Senate is not assembling. The Tennessee Secretary of State's customer counter is closed to the public (Tenn. Sec'y of State, https://sos.tn.gov/ (last visited May 26, 2020)). The State Attorney General is accepting service of process by mail. The State Election Commission is holding meeting by telephone (Tennessee Sec'y of State, *State Election Commission Meetings*, https://sos.tn.gov/products/elections/state-election-commission-meetings (last visited May 19, 2020)).

[5] As stated in an above footnote, the findings of fact made herein are preliminary for purposes of issuance of the temporary injunction and are not binding as ultimate findings of fact. Those will be determined in the trial of the case. This is because as the case progresses the parties will develop a complete factual record.

RETRIEVED FROM DEMOCRACYDOCKET.COM

6. The Pandemic has so far killed over 340 Tennesseans and hospitalized over 1600.[6] The state experiences over 300 new cases every day. The virus continues to spread. As of May 21, 2020, the State had 18,961 confirmed cases. (Steiner Decl. Ex. 34, *Tenn. Dep't of Health, Coronavirus Disease (COVID-19)*, https://bit.ly/36ba80L (last visited May 21, 2020)). As has been the case nationally, Tennesseans of all ages have tested positive for and died from COVID-19. Members of all age groups have contracted the disease.

7. The Court finds the testimony of the following physicians weighty. Dr. Sandra Arnold is Director of the Infectious Disease Department at LeBonheur Hospital in Memphis and on the faculty of the University of Tennessee Health Sciences Center. Arnold Decl. ¶ 2. Dr. James Gurney is an epidemiologist and Dean of the University of Memphis' College of Public Health. Gurney Decl. ¶ 1. Dr. Michael Threlkeld is an infectious-disease specialist and former director of the Infection Control and Employee Health at Baptist, St. Francis, and St. Joseph Hospitals in Memphis. Threlkeld Decl. ¶¶ 1, 2. Dr. Jeff Warren is a general practitioner with several decades' experience who currently serves on the Memphis City Council and the Memphis-Shelby County Coronavirus Response Task Force. Warren Aff. ¶¶ 2, 3. Drs. Arnold and Threlkeld's testimony has guided courts, juries, or both in the past. *See* Arnold Decl. ¶ 6; Thelkeld Decl. ¶ 3.

   All of these doctors support Plaintiffs' requests for temporary and permanent injunctive relief. These doctors maintain that continued enforcement of the excuse requirement during the Pandemic would be "medically inadvisable," Threlkeld ¶ 6; Warren ¶ 6, "would create significant, unwarranted risks to individuals and communities," Arnold Decl. ¶¶ 11, 14, or alternatively, that "it is prudent from a public health perspective to reduce unnecessary gatherings and allow all registered voters to mail ballots . . . if they so choose," Gurney Decl. ¶ 9. All of them conclude that while plexiglass screens, hand sanitizers, instructions to stay six feet apart, and the like may help contain poll-site transmission of the Virus, these measures will not abate the significant, objective medical risk posed by the Virus enough to make voting in person medically reasonable. *See* Arnold Decl. ¶ 13; Gurney Decl. ¶ 10; Threlkeld Decl. ¶¶ 6, 7; Warren Decl. ¶¶ 6, 8.

   These experts opine that although Tennessee is starting to reopen, the Pandemic is still with us, and its severity will persist through the summer, as well as the fall. Dr. Gurney states:

RETRIEVED FROM DEMOCRACYDOCKET.COM

[6] Tenn. Dep't of Health, *Coronavirus Disease (COVID-19)*, https://www.tn.gov/health/cedep /ncov.html (last visited May 26, 2020).

> I want to emphasize that the public health situation today is essentially the same as it was in mid-March . . . the [Virus] is still highly virulent and circulating unencumbered through the State's population . . . . [D]iagnostic testing is now adequate for those with symptoms or known exposure but not adequate for reaching the general population or for repeat population testing; thus we do not know the true infection rate . . . we do not have a vaccine . . . and we do not yet have an effective treatment for curing those with serious disease symptoms.
>
> . . . .
>
> Unfortunately, *there is little reason to believe that any of the above circumstances* that characterize the severe outbreak in Tennessee, or our ability to combat it, *will change by August when primary voting will occur*. We also *do not expect the COVID-19 pandemic to be resolved by November* when the general elections will take place.

Gurney Decl. ¶¶ 4-6 (emphasis added). *See also* Threlkeld Decl. ¶ 4 ("The [V]irus continues to spread here in Tennessee, requiring ongoing efforts to protect people from exposure. This situation is likely to continue through July and the first week of August."); Warren Decl. ¶5 ("[T]he threat from COVID-19 continues and is serious. In my opinion, the threat will continue through August of 2020. It is likely there will be a resurgence this fall.").

RETRIEVED FROM DEMOCRACYDOCKET.COM

The only medical opinion submitted to the Court by the State is the opinion of Dr. Tim Jones who is employed by the State of Tennessee. His testimony is not accorded weight by the Court based upon the following analysis of Plaintiffs' Counsel which is adopted by the Court.

> Only one medical opinion, of the five now before this Court, says that voting in person during the Pandemic will be safe. Only one these five opinions says that the precautions set forth in the State's COVID-19 Election Contingency Plan (the "Plan"), Goins Decl. Ex. 2, are acceptable precautions, sufficient to protect voters from exposure to the novel coronavirus (the "Virus"). This is the opinion of Dr. Tim Jones, who reports and owes his position to one or more of the named Defendants in this case. An independent opinion would be more persuasive.
>
> Jones opines that because restrictions are being lifted, preventive measures are going unenforced, and many people are not wearing

masks or social distancing, general "congregate environments" may be riskier than polling sites abiding by the Plan's safeguards. Jones Decl. ¶ 8. This observation may be true, as far it goes. But it is hardly responsive here, because polling places are still unacceptably dangerous from a medical standpoint. *See* Gurney Supp. Decl. ¶ 3; Arnold Supp. Decl. ¶ 3. Tennesseans have the right to increase their risk of exposure to the Virus if they so choose. All Plaintiffs maintain in this suit is that they also have the right to self-isolate and abide by recommended preventive measures, and that they should not have to abandon these medically recommended guidelines in order to exercise a fundamental right.

Jones also relies on the fact that the CDC has updated its guidance to suggest that contracting COVID by touching a surface or object "isn't thought to be the main way the virus spreads," even though such things are still "possible" vectors. Jones Decl. ¶ 7. But airborne infection at the polling place seems more likely than ever, Supp. Arnold Decl. ¶4, especially in light of recent studies [footnote omitted].

And, while correlation is not necessarily causation, correlative epidemiological evidence is still probative. *See* Supp. Arnold Decl. ¶5. This includes the most recent epidemiological study of the April 2020 Wisconsin election. Here again, what Dr. Jones's words may strictly be true, but they are beside the point: the Wisconsin study considered more than "one outbreak" which "happens to be associated with a polling site." *See* Jones Decl. ¶8. The study involved the measurement of multiple case trajectories throughout the State of Wisconsin, by county, cross-referenced with the rate of absentee voting, and density of polling places, by county [footnote omitted].

RETRIEVED FROM DEMOCRACYDOCKET.COM

Plaintiffs' Surreply, June 2, 2020, Case No. 20-435 at 2-3.

8. COVID-19 can severely damage lung tissue, cause a permanent loss of respiratory capacity, and also damage tissues in the kidney, heart, and liver. (Steiner Decl. Ex. 15, *Ctrs. for Disease Control & Prevention, Interim Clinical Guidance for Management of Patients with Confirmed Coronavirus Disease (COVID-19)*, https://bit.ly/3cDvlCN (last visited May 18, 2020)). COVID-19 also poses greater risks for people with preexisting heart and respiratory conditions, diabetes, individuals with compromised immune systems, and those with many other

conditions. (Steiner Decl. Ex. 12, *Ctrs. for Disease Control & Prevention, Groups at Higher Risk of Severe Illness*, https://bit.ly/2zKcqrw (last visited May 18, 2020)).

9. The health consequences of in-person voting are plainly evident after recent primaries. *See*, *e.g.* Reingold Decl. ¶ 18. During Florida's recent primary, two Broward County poll workers tested positive for COVID-19, one of whom was handling driver's licenses as part of the identification verification process. (Steiner Decl. Ex. 65, Anthony Man, *Two Broward poll workers, including one who handled voters' driver licenses, test positive for coronavirus*, S. FLA. SUN SENTINEL (Mar. 26, 2020), https://bit.ly/2AGGnZZ). And on April 13, Chicago officials reported that a poll worker for the city's March 17 election died of COVID-19, prompting officials to send letters notifying voters, poll workers, field investigators, and cartage companies who were present at the same polling site. (*See* Steiner Decl. Ex. 32, *Mary Ann Ahern, Poll Worker at Chicago Voting Site Dies of Coronavirus, Election Officials Say*, NBC CHICAGO (Apr. 13, 2020), https://bit.ly/3dXsxk9). Likewise, elections held on April 7 in Wisconsin saw multi-hour waits and lines stretching blocks upon blocks in places like Milwaukee and Green Bay. (*See, e.g.*, Steiner Decl. Ex. 24, *Kati Anderson, Green Bay Voters wait in line past midnight to cast ballot in primary election*, WBAY-TV (Apr. 7, 2020), https://bit.ly/369FVit). By April 29, health officials in Wisconsin had identified more than 52 people "who voted in person or worked the polls during the state's presidential primary" who "tested positive [for COVID-19] in the two weeks after the election." (Steiner Decl. Ex. 1, *Scott Bauer, 52 Who Worked or Voted in Wisconsin Election Have COVID-19*, WUWM (Apr. 29, 2020), https://bit.ly/3bHdBoI). On May 5, the Milwaukee County COVID-19 Epidemiology Intel Team issued a report stating they were able to identify 54 county residents who had voted curbside, voted in-person, or who had worked at a polling site during the April 7 primary election who "ha[d] symptom onset or lab report confirmation dates indicating that they could have been infectious or infected at the time of voting." (Steiner Decl. Ex. 29, *Milwaukee County COVID-19 Epidemiology Intel Team, Descriptive Analysis of COVID-19 Infections in Milwaukee County after the Wisconsin Election and Easter/Passover Holidays*, 4 (May 5, 2020), https://bit.ly/2Zf2IYQ). And of those individuals, 29 "did not have any other known potential exposures to COVID-19." (*Id.* at 5).

RETRIEVED FROM DEMOCRACYDOCKET.COM

From the foregoing, the Court finds that for persons with an autoimmune disease or other conditions or who reside with someone with these conditions, such as the Plaintiffs in Case No. 20-453, they are more susceptible to contracting the virus. For all persons, such

as the Plaintiffs in Case No. 20-435, there are the risks of the higher level of contagion of the virus as compared to others viruses or flu, and that contagion is exacerbated indoors where there are gatherings of individuals. Lastly, for all persons there are various consequences of contracting the virus including fatality or long-term health issues.

The Court therefore concludes that for persons with heightened susceptibility to COVID-19, such as the Plaintiffs in Case No. 20-453, the burden placed on them by the State not providing them the mail-in option is severe. For persons who do not fit into this more susceptible category, including the Plaintiffs in Case No. 20-435, the burden placed on them by the State is in the category of somewhat severe to moderate.

RETRIEVED FROM DEMOCRACYDOCKET.COM

Standing, Justiciability, Ripeness

The Court finds that, with the exception of Jeff Bullard (Case No. 20-435-III) and Joy Greenawalt (Case No. 20-453-III), all the Plaintiffs are registered voters who do not fit within one of the categories of Tennessee Code Annotated section 2-6-201 to qualify to vote by absentee ballot. Thus, all, except Jeff Bullard and Joy Greenawalt, have standing to bring these lawsuits.

In addition, the Plaintiffs' claims are ripe and present a justiciable controversy. The fact that, as testified to by Commissioner Goins, elaborate and lengthy plans have been prepared by the State of Tennessee to mitigate the spread and contraction of the COVID-19 virus at polling places establishes that this is not a hypothetical circumstance. In addition, under the State's COVID-19 plan, these Plaintiffs would currently not be eligible to vote

by mail. Also, the evidence of record is that the majority of states, the CDC, and the National conference of State Legislatures are encouraging and advising absentee voting for the elections in 2020.

There is, then, ample evidence in the record for finding all the Plaintiffs, except Mr. Bullard and Ms. Greenawalt, have standing, and that their lawsuits present ripe, justiciable controversies to proceed in this Court.

Application of *Anderson-Burdick* Test

The Tennessee Supreme Court has not yet ruled on whether courts must apply strict scrutiny to restrictions placed on voting where the State must use the least intrusive means to further its interest. *City of Memphis v. Hargett*, 414 S.W.3d 88, 102 (Tenn. 2013). If there are less restrictive, comparably effective means, the law fails strict scrutiny. *Bemis Pentecostal Church v. State*, 731 S.W.2d 897, 903 (Tenn. 1987).

RETRIEVED FROM DEMOCRACYDOCKET.COM

Because the Tennessee Supreme Court has not yet ruled that the standard this Court is to apply is a strict scrutiny analysis, the Court has not done so to avoid error on appeal. The Court has instead applied the more flexible *Anderson-Burdick* test (which in part also involves strict scrutiny) as stated by the Tennessee Supreme Court in *City of Memphis v. Hargett*, which provides,

> Notably, however, the United States Supreme Court has rejected the notion that strict scrutiny applies to every statute imposing a burden on the right to vote under the United States Constitution. Instead, addressing claims arising under the First and Fourteenth Amendments, the Court has adopted a "more flexible standard," pursuant to which a showing of important governmental regulatory interests may justify lesser restrictions on the right to vote,

> whereas strict scrutiny is reserved for laws that impose "'severe' restrictions." *Burdick v. Takushi,* 504 U.S. 428, 434, 112 S.Ct. 2059, 119 L.Ed.2d 245 (1992) (quoting *Norman v. Reed,* 502 U.S. 279, 289, 112 S.Ct. 698, 116 L.Ed.2d 711 (1992)); *see also Crawford v. Marion Cnty. Election Bd.,* 553 U.S. 181, 191, 128 S.Ct. 1610, 170 L.Ed.2d 574 (2008) (plurality opinion) (holding that any burden upon the right to vote "must be justified by relevant and legitimate state interests 'sufficiently weighty to justify the limitation'" (quoting *Norman,* 502 U.S. at 288–89, 112 S.Ct. 698)); *Anderson v. Celebrezze,* 460 U.S. 780, 789, 103 S.Ct. 1564, 75 L.Ed.2d 547 (1983).

414 S.W.3d 88, 102 (Tenn. 2013). This doctrine also provides where the burden on the right to vote is moderate, the court applies an intermediate level of scrutiny weighing the moderate burden against "the precise interests put forward by the State as justification for the burden," taking into consideration how "necessary" the burden is. *Id.* at 113.

Under *Anderson-Burdick*, the burdens are weighed against the State's justifications for imposing the burden of in-person voting. Those justifications were shown in this case in the above analysis of the evidence not to exist. The evidence demonstrated that providing a vote by mail option is fiscally and logistically feasible, and that voter fraud is not a material threat. Thus, under these circumstances the State's actions of requiring in-person voting during the time of the pandemic and not providing an option to vote by mail are an unreasonable burden on the right to vote in violation of the Tennessee Constitution.

RETRIEVED FROM DEMOCRACYDOCKET.COM

Application of Tennessee Injunction Law

In determining whether to issue a temporary injunction courts are instructed to evaluate whether the applicant has demonstrated the following:

(1) a substantial likelihood of success on the merits;

(2) immediate and irreparable harm before final judgment can be entered;

(3) that the equities balance in favor of the applicant; and

(4) the issuance of the injunction is in the public interest.

South Cent. Tenn. R.R. Auth. v. Harakas, 44 S.W.3d 912, 919 n.6 (Tenn. Ct. App. 2000) (quoting Robert F. Banks, Jr. & June F. Entman, Tennessee Civil Procedure § 4-3(l) (1999)). *See also, Union Planters' Bank & Trust Co. v. Memphis Hotel Co.*, 139 S.W. 715, 718-19 (Tenn. 1911); *Butts v. S. Fulton*, 565 S.W.2d 879, 882 (Tenn. Ct. App. 1977) (citing *Wilson v. Louisville & Nashville L.R. Co.*, 12 Tenn. App. 327 (Tenn. Ct. App. 1930)); *Henry County v. Summers*, 547 S.W.2d 247, 251 (Tenn. Ct. App. 1976) (citing *King v. Elrod*, 268 S.W.2d 103 (Tenn. 1953)); *Kaset v. Combs*, 434 S.W.2d 838, 841 (Tenn. Ct. App. 1968) (citing *Greene County Tire & Supply, Inc. v. Spurlin*, 338 S.W.2d 597 (Tenn. 1960), *Herbert v. W.G. Bush & Co.*, 298 S.W.2d 747 (Tenn. Ct. App. 1956)).

RETRIEVED FROM DEMOCRACYDOCKET.COM

The above findings of fact and conclusions of law establish that the Plaintiffs prevail over the State on every one of these injunction factors. The Plaintiffs therefore are entitled to issuance of a temporary injunction.

No Injunction Bond Required

In concluding that there should be no injunction bond required in this case, the Court is guided by the federal court's interpretation of the bond requirement under Rule 65 of the Federal Rules of Civil Procedure. "[W]hen interpreting our own rules of civil

procedure, we consult and are guided by the interpretation that has been applied to comparable federal rules of procedure." *Turner v. Turner*, 473 S.W.3d 257, 268–69 (Tenn. 2015) (citations omitted); *see also Huntington Nat. Bank v. Hooker*, 840 S.W.2d 916, 921 (Tenn. Ct. App. 1991) ("It is proper that Tennessee courts look to the interpretation given comparable federal rules by the federal courts. The appellate courts of Tennessee do look to the federal courts for guidance when the federal courts have interpreted a rule that has not been interpreted by the Tennessee courts.") (citation omitted).

Federal Courts, including the Sixth Circuit, have held that the bond requirement under Rule 65 is discretionary and may be waived under certain limited circumstances such as where a plaintiff alleges the infringement of a fundamental constitutional right or when the litigation is in the public interest. *See, e.g.*, *Moltan Co. v. Eagle-Picher Indus., Inc.*, 55 F.3d 1171, 1176, 1995 WL 326573 (6th Cir. 1995) ("While we recognize that the language of Rule 65(c) appears to be mandatory, and that many circuits have so interpreted it, the rule in our circuit has long been that the district court possesses discretion over whether to require the posting of security."); *Pharm. Soc. of State of New York, Inc. v. New York State Dep't of Soc. Servs.*, 50 F.3d 1168, 1174 (2d Cir. 1995) ("Rule 65(c) of the Federal Rules of Civil Procedure provides in part that '[n]o restraining order or preliminary injunction shall issue except upon the giving of security by the applicant, in such sum as the court deems proper.' Although the rule speaks in mandatory terms, an exception to the bond requirement has been crafted for, *inter alia,* cases involving the enforcement of 'public

RETRIEVED FROM DEMOCRACYDOCKET.COM

interests" arising out of "comprehensive federal health and welfare statutes.' This exception was relied upon in *Temple University v. White,* 941 F.2d 201 (3rd Cir.1991), where the court upheld the waiver of the bond requirement in a case in which a hospital had brought suit to ensure that Pennsylvania complied with the Medicaid Act. The court there noted that the hospital had 'pursued a course of litigation clearly in the public interest, i.e., it seeks to preserve its role as a community hospital serving a disproportionate share of low income patients.') (citations omitted); *Adams & Boyle, P.C. v. Slatery*, No. 3:15-CV-00705, 2020 WL 1905147, at *7 (M.D. Tenn. Apr. 17, 2020), *aff'd as modified,* 956 F.3d 913, 2020 WL 1982210 (6th Cir. 2020), and *modified,* No. 3:15-CV-00705, 2020 WL 2026986 (M.D. Tenn. Apr. 27, 2020) ("However, "the rule in our circuit has long been that the district court possesses discretion over whether to require the posting of security," *Moltan Co. v. Eagle-Picher Indus., Inc.*, 55 F.3d 1171, 1176 (6th Cir. 1995) (internal citation omitted), and "a court has no mandatory duty to impose a bond as a condition for issuance of injunctive relief." *Stooksbury v. Ross*, No. 3:09-CV-498, 2012 WL 12841901, at *6 (E.D. Tenn. Aug. 1, 2012) (citing *NACCO Materials Handling Grp., Inc. v. Toyota Materials Handling USA, Inc.*, 246 F. App'x 929, 952 (6th Cir. 2007)). "When determining whether to require the party seeking an injunction to give security, courts have considered factors such as the strength of the movant's case and whether a strong public interest is present." *I Love Juice Bar Franchising, LLC*, 2019 WL 6050283, at *14 (citing *Moltan Co.*, 55 F.3d at 1176)."); *United Utah Party v. Cox*, 268 F. Supp. 3d 1227, 1260 (D. Utah 2017) ("Despite the mandatory nature of the language in the Rule,

RETRIEVED FROM DEMOCRACYDOCKET.COM

trial courts have "wide discretion under Rule 65(c) in determining whether to require security." This preliminary injunction enforces fundamental constitutional rights against the government. Waiving the security requirement best accomplishes the purposes of Rule 65(c).") (footnotes omitted));*Bruner v. Zawacki*, No. CIV.A. 3:12-57-DCR, 2013 WL 2903241, at *4 (E.D. Ky. June 13, 2013) ("The Sixth Circuit has long held that a district court "possesses discretion over whether to require the posting of security." *Moltan Co. v. Eagle. Picher Indus., Inc.,* 55 F.3d 1171, 1176 (6th Cir.1995). The security requirement has been waived where an injunction is not likely to result in harm to the party enjoined, where the exercise of constitutional rights is at issue, and where a suit is brought in the public interest. 13 *Moore's Federal Practice,* § 65.52 (3d Ed.). In addition, other circuits have held that in public-interest litigation, the district court has the discretion to dispense with the security requirement or to require nominal security if requiring security would, in effect, deny access to judicial review. *Save Our Sonoran, Inc. v. Flowers,* 408 F.3d 1113, 1126 (9th Cir.2005)."); *Complete Angler, LLC v. City of Clearwater, Fla.*, 607 F. Supp. 2d 1326, 1335–36 (M.D. Fla. 2009) ("Waiving the bond requirement is particularly appropriate where a plaintiff alleges the infringement of a fundamental constitutional right.") (citation omitted); *Westfield High Sch. L.I.F.E. Club v. City of Westfield*, 249 F. Supp. 2d 98, 129 (D. Mass. 2003) ("Lastly, the First Circuit has recognized an exception to the security bond requirement in Fed.R.Civ.P. 65(c) in 'suits to enforce important federal rights or public interests.'") (citation omitted); *Lamar Advantage GP Co., LLC v. City of Cincinnati*, 114 N.E.3d 805, 831 (Ohio Com. Pl. 2018) ("While Ohio R. Civ. P. 65(C)

RETRIEVED FROM DEMOCRACYDOCKET.COM

appears to require the fixing of a bond in order to effectuate a preliminary injunction, state courts have followed the lead of federal courts holding that the setting of the amount of an injunctive bond is within the discretion of the Court and this includes the discretion to require no bond at all.").

Based on the foregoing law, the Court concludes that no injunction bond is required to be posted in this case because in issue is the fundamental constitutional right to vote.

Rulings on Motions in Limine

With respect to motions in limine filed by the parties, the Court rules as follows.

RETRIEVED FROM DEMOCRACYDOCKET.COM

***Demster v. Hargett* (20-435-III)**

- May 27, 2020—*Defendants' Motion in Limine*—**Denied**
- June 3, 2020—*Plaintiffs' Motion in Limine to Admit Expert Testimony of Alex Padilla and Allison McReynolds*—**Granted**

***Lay v. Goins* (20-453-III)**

- June 2, 2020—*Plaintiffs' Motion to Strike Pursuant to Tenn. R. Civ. P. 12.06*—**Denied**
- June 3, 2020—Defendants' Oral Motion to Exclude Plaintiffs' June 2, 2020 *Reply Brief in Support of Motion for Temporary Injunction* and any supplemental supporting evidence submitted in reply—**Denied**

Conclusion

As stated in the State's brief, the COVID-19 virus has upended almost all aspects of life—and voting is no exception. The overwhelming response of other states has been to make adjustments in their voting by mail protocol. The Defendants, however, have refused to do this. The effect of the State's failure to adapt and expand the excuse

requirements for mail-in voting is that it places a severe burden in Case No. 20-453 on the Plaintiffs with heightened susceptibility to the COVID-19 virus and a somewhat severe to moderate burden on all other Plaintiffs, including those in Case No. 20-435. Yet, the State's justifications, for not providing an expansion of voting by mail during the pandemic, are not reasonable, necessary and/or do not exist. Thus, the State's restrictive interpretation and application of Tennessee's voting by mail law (Tennessee Code Annotated section 2-6-201), during the unique circumstances of the pandemic, constitutes an unreasonable burden on the fundamental right to vote guaranteed by the Tennessee Constitution. Accordingly the Plaintiffs are entitled to issuance of a temporary injunction.

RETRIEVED FROM DEMOCRACYDOCKET.COM

s/ Ellen Hobbs Lyle
ELLEN HOBBS LYLE
CHANCELLOR

cc: Due to the pandemic, and as authorized by the *Twentieth Judicial District of the State of Tennessee In Re: COVID-19 Pandemic Revised Comprehensive Plan* as approved on May 22, 2020 by the Tennessee Supreme Court, through June 30, 2020, this Court shall send copies solely by means of email to those whose email addresses are on file with the Court. If you fit into this category but nevertheless require a mailed copy, call 615-862-5719 to request a copy by mail.

For those who do not have an email address on file with the Court, your envelope will be hand-addressed and mailed with the court document enclosed, but if you have an email address it would be very helpful if you would provide that to the Docket Clerk by calling 615-862-5719.

Jacob Webster Brown
Melody Dernocoeur
Bruce S. Kramer
Steven J. Mulroy
Attorneys for the Plaintiffs in Case No. 20-435

Alexander S. Rieger
Janet M. Kleinfelter
Steven A. Hart
Matthew D. Cloutier
Kelley L. Groover
Attorneys for the Defendants in Case No. 20-435 and Case No. 20-453

Thomas H. Castelli
Neil A. Steiner
Tharuni A. Jayaraman
Dale E. Ho
Sophia Lin Lakin
Angela M. Liu
Attorneys for the Plaintiffs in Case No. 20-453

RETRIEVED FROM DEMOCRACYDOCKET.COM

EXHIBIT 2

RETRIEVED FROM DEMOCRACYDOCKET.COM

Tennessee COVID-19 - June 11, 2020
Epidemiology and Surveillance Data

Department of Health

Confirmed Cases: 28,340 **Total Deaths:** 441 **Recovered Cases:** 18,922

Cases by County

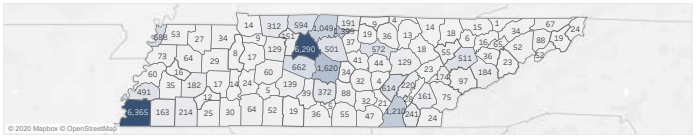

Daily Counts of Cases

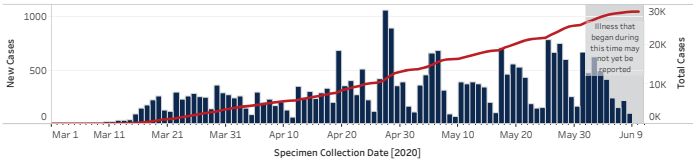

Demographics

Minimum Age	Average Age	Maximum Age
0	40	106

Age (years)	Cases	% of Cases	Deaths	% of Deaths
0-10	1,149	4%	1	0%
11-20	2,421	9%	1	0%
21-30	5,992	21%	2	0%
31-40	5,867	21%	10	2%
41-50	4,838	17%	21	5%
51-60	3,921	14%	37	8%
61-70	2,223	8%	87	20%
71-80	1,092	4%	131	30%
81+	730	3%	151	34%
Pending	107	0%	0	0%

Patient Sex	Cases	% of Cases	Deaths	% of Deaths
Female	12,143	43%	206	47%
Male	15,272	54%	235	53%
Pending	925	3%	0	0%

Race	Cases	% of Cases	Deaths	% of Deaths
White	12,204	43%	248	56%
Black or African American	6,319	22%	148	34%
Asian	464	2%	9	2%
Other/Multiracial	4,379	15%	23	5%
Pending	4,974	18%	13	3%

Ethnicity	Cases	% of Cases	Deaths	% of Deaths
Not Hispanic or Latino	13,686	48%	377	85%
Hispanic or Latino	7,184	25%	33	7%
Pending	7,470	26%	31	7%

Outcomes

Ever Hospitalized	Cases	% of Cases
Yes	2,011	7%
No	17,758	63%
Pending	8,571	30%

Please note for hospitalizations: Information about hospitalization status is gathered at the time of diagnosis, therefore this information may be incomplete. This number indicates the number of patients that were *ever* hospitalized during their illness, it does not indicate the number of patients currently hospitalized.

Recovered	Cases	% of Cases
Yes	18,922	67%

Please note for recovered: TDH defines "recovered" as people who (1) have been confirmed to be asymptomatic by their local or regional health department and have completed their required isolation period or (2) are at least 21 days beyond the first test confirming their illness.

Deceased	Cases	% of Cases
Yes	441	2%
No	27,899	98%

Please note for deaths: Some deaths may be reported by health care providers, hospitals, medical examiners, local health departments, or others before they are included in the statewide count.

Laboratory Testing

Lab Type	Result	Tests Performed
Non-State Public Health Lab	Positive	27,087
	Negative	460,580
	Total	**487,667**
State Public Health Lab	Positive	1,253
	Negative	46,176
	Total	**47,429**
Grand Total		**535,096**

Please note, these data are meant to provide a rough estimate of testing volume. Due to different source data, numbers may differ slightly from day to day. Laboratory reports of positive cases are reported to metro and local health departments as soon as results are available. State numbers are updated at 8pm daily and there may be a lag in the reporting of cumulative numbers at the state level.

Cases and Labs by County

Patient County	Deceased	Recovered	Total Cases	Negative Labs
Anderson County	2	42	55	5,332
Bedford County	4	263	372	2,752
Benton County	1	7	8	901
Bledsoe County	1	611	614	3,450
Blount County	3	82	97	4,241
Bradley County	2	165	241	3,746
Campbell County	1	17	18	2,034
Cannon County		14	34	708
Carroll County	1	25	29	1,546
Carter County	1	18	19	2,039
Cheatham County		67	151	2,165
Chester County		12	12	706
Claiborne County		9	15	964
Clay County		7	9	542
Cocke County		20	23	1,370
Coffee County		64	88	2,921
Crockett County	3	12	16	584
Cumberland County	2	103	129	4,913
Davidson County	81	4,259	6,290	41,232
Decatur County		13	14	619
DeKalb County		34	41	1,413
Dickson County		71	129	2,591
Dyer County		49	73	1,976
Fayette County	2	124	163	3,352
Fentress County		11	13	975
Franklin County	2	48	55	2,318
Gibson County	1	56	64	2,671
Giles County		11	19	1,297
Grainger County		11	16	859
Greene County	2	49	52	2,706
Grundy County	1	27	32	539
Hamblen County	3	42	65	3,362
Hamilton County	19	505	1,210	14,582
Hancock County		1	1	259
Hardeman County		192	214	5,402
Hardin County	3	13	30	1,982
Hawkins County	2	32	34	2,287
Haywood County	2	26	35	1,053
Henderson County		15	17	1,283
Henry County		29	34	1,829
Hickman County		51	60	1,187
Houston County		6	9	585
Humphreys County	1	7	17	899
Jackson County		19	19	660
Jefferson County		26	36	2,757
Johnson County		17	24	2,060
Knox County	5	362	511	21,800
Lake County		414	688	3,438
Lauderdale County	1	48	60	3,581
Lawrence County		27	52	1,887
Lewis County		3	5	509
Lincoln County		26	36	1,490
Loudon County	1	149	174	2,313
Macon County	3	124	191	1,591
Madison County	2	157	182	5,702
Marion County	1	35	47	1,069
Marshall County	1	28	39	1,250
Maury County	1	83	139	3,632
McMinn County	14	122	161	3,117
McNairy County		16	25	1,084
Meigs County		24	28	618
Monroe County	4	63	75	1,413
Montgomery County	4	137	312	9,291
Moore County		3	5	395
Morgan County		18	18	3,313
Obion County	1	33	53	1,650
Overton County		28	36	1,532
Perry County		12	24	471
Pickett County		3	4	390
Polk County		20	24	723
Putnam County	6	447	572	5,941
Rhea County		206	220	1,835
Roane County		15	23	3,854
Robertson County	7	319	394	4,433
Rutherford County	29	709	1,620	14,188
Scott County		12	14	852
Sequatchie County		18	21	1,164
Sevier County	2	100	184	5,354
Shelby County	135	4,346	6,365	69,409
Smith County	1	28	37	1,006
Stewart County		5	14	565
Sullivan County	2	58	67	5,363
Sumner County	47	438	1,049	9,173
Tipton County	3	428	491	4,661
Trousdale County	4	1,361	1,399	1,896
Unicoi County		41	52	917
Union County		4	6	611
Van Buren County		3	4	374
Warren County		21	32	2,103
Washington County		74	88	4,757
Wayne County		63	64	2,343
Weakley County		26	27	1,589
White County		30	44	1,656
Williamson County	11	395	662	11,447
Wilson County	11	201	501	7,830
Out of state		2	440	1,151
Pending		10	165	43,376

Please note numbers within tables may not add up to total confirmed number of cases due to reporting delays and/or missing data. Percentages may not add up to 100.0% due to rounding.
*There are 198 probable cases that are not included in these reports, but may be included in some CDC reports.

RETRIEVED FROM DEMOCRACYDOCKET.COM

EXHIBIT 3

RETRIEVED FROM DEMOCRACYDOCKET.COM

CDC Centers for Disease Control and Prevention

Coronavirus Disease 2019 (COVID-19)

Cases in the U.S.

Last updated on June 11, 2020

TOTAL CASES	TOTAL DEATHS
1,994,283	112,967
20,486 New Cases*	834 New Deaths*



RETRIEVED FROM DEMOCRACYDOCKET.COM

Cases & Deaths by Jurisdiction

37 jurisdictions report more than 10,000 cases of COVID-19.

This map shows COVID-19 cases and deaths reported by U.S. states, the District of Columbia, New York City, and other U.S.-affiliated jurisdictions. Hover over the map to see the number of cases and deaths reported in each jurisdiction. To go to a jurisdiction's health department website, click on the jurisdiction on the map.

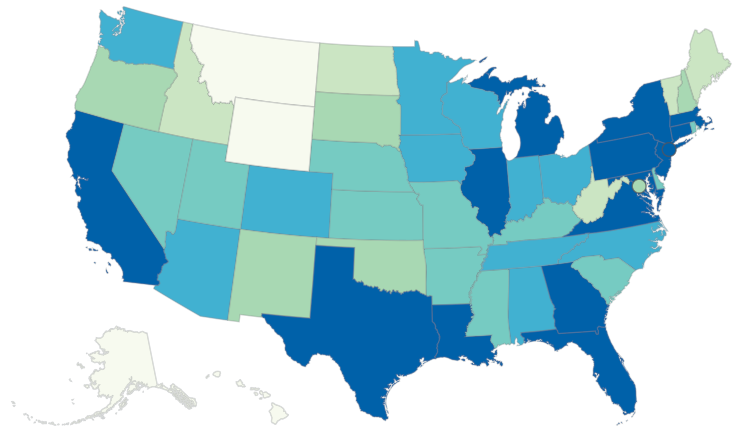

Reported Cases

- 0 to 1,000
- 1,001 to 5,000
- 5,001 to 10,000
- 10,001 to 20,000
- 20,001 to 40,000
- 40,001 or more

AS GU MH FM MP PW PR VI

Add U.S. Map to Your Website

Cases & Deaths by County

Case 3:20-cv-00374 Document 40-2 Filed 06/12/20 Page 42 of 1351 PageID #: 208

Select a state to view the number of cases and deaths by county. This data is courtesy of USAFacts.org

Select a State

View County Data

New Cases by Day

The following chart shows the number of new COVID-19 cases reported each day in the U.S. since the beginning of the outbreak. Hover over the bars to see the number of new cases by day.

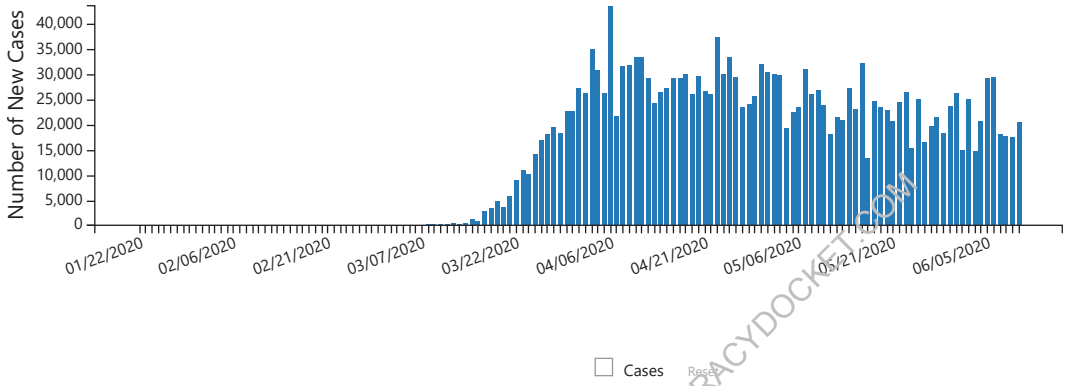

View Data +

RETRIEVED FROM DEMOCRACYDOCKET.COM

Cases by Age

The following chart shows the age of people with COVID-19. Hover over each bar or click on the plus (+) sign below the chart to see the number of cases in each age group.

Data were collected from 1,696,923 people, and age was available for 1,694,363 (99.8%) people.

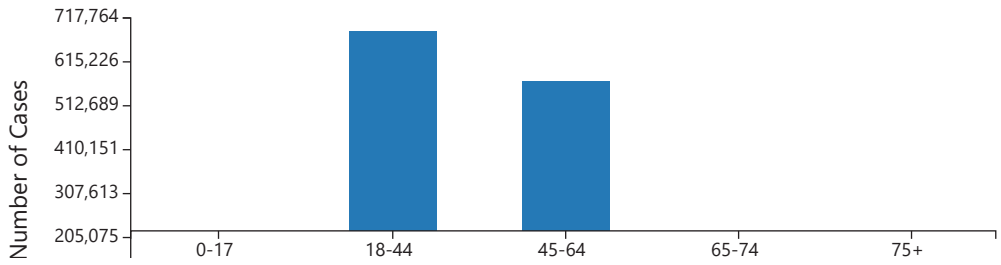

View Data +

Cases by Race/Ethnicity

The following chart shows the race/ethnicity of people with COVID-19. Hover over each bar or click on the plus (+) sign below the chart to see the percentage for each race/ethnicity group. Select from the "Age" dropdown list to see the percentage for each age group.

Data were collected from 1,696,923 people, but race/ethnicity was only available for 820,752 (48.4 %) people. CDC is working with states to provide more information on race/ethnicity for reported cases. The percent of reported cases that include race/ethnicity data is increasing.

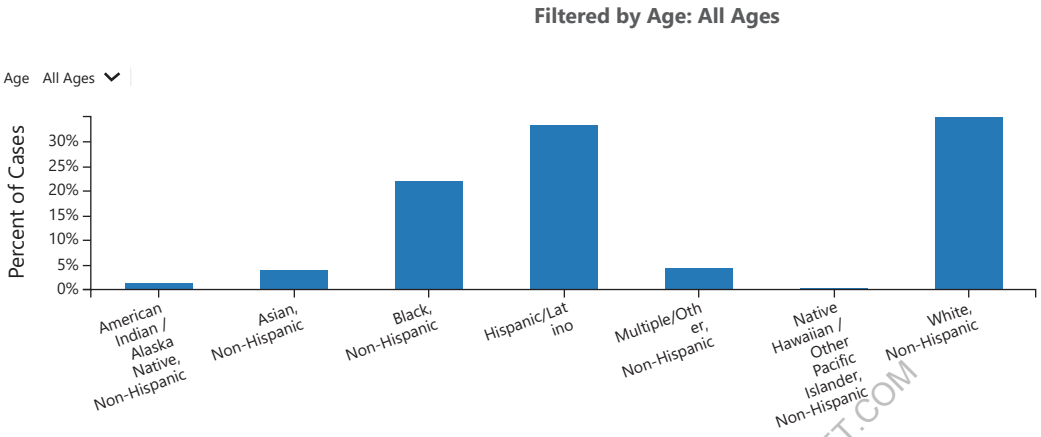

View Data +

RETRIEVED FROM DEMOCRACYDOCKET.COM

These data only represent the geographic areas that contributed data on race/ethnicity. Every geographic area has a different racial and ethnic composition. These data are not generalizable to the entire U.S. population.

If cases were distributed equally across racial and ethnic populations, one would expect to see more cases in those populations that are more highly represented in geographic areas that contributed data.

Cases & Deaths among Healthcare Personnel

Data were collected from 1,696,922 people, but healthcare personnel status was only available for 357,945 (21.1%) people. For the 74,772 cases of COVID-19 among healthcare personnel, death status was only available for 46,826 (62.6%).

CASES AMONG HCP	DEATHS AMONG HCP
74,772	409

Previous Data +

CDC has moved the following information to the Previous U.S. COVID-19 Case Data page.

- Level of community transmission by jurisdiction — last updated May 18, 2020
- Total number of cases by day — last updated April 28, 2020
- Number of cases by source of exposure — last updated April 16, 2020
- Number of cases from Wuhan, China and the Diamond Princess cruise — last updated April 16, 2020
- Number of cases by illness start date — last updated April 15, 2020

About the Data +

Updated Daily

This page is updated daily based on data confirmed at 4:00pm ET the day before.

Reported by Jurisdiction's Health Department

Data on this page are reported voluntarily to CDC by each jurisdiction's health department. CDC encourages all jurisdictions to report the most complete and accurate information that best represents the current status of the pandemic in their jurisdiction.

RETRIEVED FROM DEMOCRACYDOCKET.COM

Number of Jurisdictions

There are currently 56 U.S.-affiliated jurisdictions reporting cases of COVID-19. This includes 50 states, District of Columbia, Guam, New York City, the Northern Mariana Islands, Puerto Rico, and the U.S Virgin Islands. New York State's case and death counts do not include New York City's counts as they are separate jurisdictions.

Confirmed & Probable Counts

As of April 14, 2020, CDC case counts and death counts include both confirmed and probable cases and deaths. This change was made to reflect an interim COVID-19 position statement issued by the Council for State and Territorial Epidemiologists on April 5, 2020. The position statement included a case definition and made COVID-19 a nationally notifiable disease. Nationally notifiable disease cases are voluntarily reported to CDC by jurisdictions.

A confirmed case or death is defined by meeting confirmatory laboratory evidence for COVID-19.

A probable case or death is defined by one of the following:

- Meeting clinical criteria AND epidemiologic evidence with no confirmatory laboratory testing performed for COVID-19
- Meeting presumptive laboratory evidence AND either clinical criteria OR epidemiologic evidence
- Meeting vital records criteria with no confirmatory laboratory testing performed for COVID19

Not all jurisdictions report confirmed and probable cases and deaths to CDC. When not available to CDC, it is noted as N/A.

Accuracy of Data

CDC does not know the exact number of COVID-19 illnesses, hospitalizations, and deaths for a variety of reasons. COVID-19 can cause mild illness, symptoms might not appear immediately, there are delays in reporting and testing, not everyone who is infected gets tested or seeks medical care, and there may be differences in how jurisdictions confirm numbers.

Changes & Fluctuations in Data

Health departments may update case data over time when they receive more complete and accurate information.

The number of new cases reported each day fluctuates. There is generally less reporting on the weekends and holidays.

Differences between CDC and Jurisdiction Data

If the number of cases or deaths reported by CDC is different from the number reported by jurisdiction health departments, data reported by jurisdictions should be considered the most up to date. The differences may be due

More Information

- COVIDView – A Weekly Surveillance Summary of U.S. COVID-19 Activity
- Previous U.S. COVID-19 Case Data
- FAQ: COVID-19 Data and Surveillance
- Testing Data in the U.S.
- World Map
- Health Departments

RETRIEVED FROM DEMOCRACYDOCKET.COM

Page last reviewed: June 11, 2020

EXHIBIT 4

RETRIEVED FROM DEMOCRACYDOCKET.COM

Tennessee Election COVID-19 Contingency Plan

prepared by the
Tennessee Division of Elections

April 23, 2020

RETRIEVED FROM DEMOCRACYDOCKET.COM

Background

This plan is drafted under current Tennessee laws for the purpose of preparing for and administering an election with the coronavirus disease (COVID-19) still a public health issue. This plan may evolve not only by the day but by the hour as we learn more about the epidemic and its effects. This plan was developed after vast research regarding not only elections but the current state of healthcare as well as working with state and county election officials within Tennessee and conference calls with Secretaries of State and Election Directors nationwide. The document incorporates ideas, information and best practices from federal, state and county partners. Tennessee has five (5) voting machine vendors who also participated in working group meetings. Any county Administrators of Elections (AOEs) who volunteered to serve on a working group served on a committee. Their suggestions and assistance have been critical to the development of this working plan. Our sincerest hope is that we would enter the election period having overprepared for a worst-case scenario but knowing that Tennesseans are counting on us to ensure they are able to safely cast their votes as well as instill confidence in the integrity of the process.

Tennessee's next statewide election is August 6. This gives the election officials time to bring public awareness about safety procedures being taken and who is eligible to vote absentee by-mail. Conducting an election under current circumstances will be a difficult challenge. We recognize the need for the intense preparation and training required to give Tennessee voters the best election experience they deserve available under these less than ideal circumstances.

RETRIEVED FROM DEMOCRACYDOCKET.COM

Success for the August and November election cycle has already started by devoting a significant amount of time to develop a comprehensive uniform plan. AOEs will need to master the processes and procedures in this plan. It is presumed that Tennessee will see a significant increase in absentee by-mail ballots. This increase will complicate election preparation and is not simple to plan for. Less than 2.5% of Tennessee voters historically voted absentee by-mail. In conversations with Washington (a vote-by-mail state) they have shared that unless you are currently voting 60% absentee, a conversion for all voters to vote-by-mail period needs to be about five years. Washington Secretary of Secretary Kim Wyman shared that "trying to flip the switch by November would be a heavy lift and could have catastrophic results." Her statements highlight the challenges of preparing for increased vote by-mail preparation. Tennessee election officials have designed election preparation around the habits of the 97.5% of Tennessee voters who vote in-person. Preparing for the increased absentee mail-in ballots will be an extreme challenge. Tennesseans are used to getting results soon after polls close. With the anticipation of a substantial increase in absentee by-mail ballots, voters should be prepared to understand results may be delayed for days. The overall goal of this plan is to be prepared, confident and competent in administering an election in extreme circumstances.

Poll Workers

Recruiting enough poll officials will require local election commissions to devote significant time in order to have enough workers at polling locations. In addition, an increase in absentee by-mail ballots is expected requiring additional absentee by-mail counting board members.

Furthermore, the election commission should have a replacement pool of poll workers who can be deployed to any polling location in the county in order to replace poll workers who are unable to work or to alleviate overburdened polling locations. Getting enough election workers will be a challenge. A recruitment campaign will be conducted jointly by state and local election officials as detailed in another section of the plan. A sample release is included at the end of this section.

Recruiting

To ensure you have enough poll officials and backups, start now! The EAC has some great tips for recruiting poll officials located here: https://www.eac.gov/election-officials/poll-worker-resources.

Fortunately, the General Assembly has expanded the pool of poll officials by making the following changes:

- Federal employees can serve as poll officials. Any federal employee wanting to work should check with their HR department to ensure they are eligible.
- County or municipal government employees can serve as poll officials if they do not work directly under the supervision of an elected official who is on the ballot. AOEs should work with county finance officials to make sure county employees can receive payment for their work.
- The minimum age for poll official is lowered from 17 to 16.
- The election commission can hire poll officials (except for the officer of elections) for only part of Election Day. Now poll officials can work in shifts.

Here are some additional tips on recruiting:

RETRIEVED FROM DEMOCRACYDOCKET.COM

- Develop a timeline for contacting existing poll officials to see if they will work.
    - If you think they may say no if you contact them now, wait a few more weeks to see how the situation continues to develop, but do not wait too long.
- Use good judgment in appointing poll officials. If you have poll officials who would typically work but are at a higher risk due to underlying conditions, see if you can find a replacement for this election cycle. We love our poll officials and care about their health.
- Please share with potential poll workers that the State and county are taking measures for their safety, including providing gloves, gowns, face shields and masks to all poll officials. Ask them what additional measures would help them feel more comfortable working.
- Don't overlook potential sources for additional workers:
    - Work with unemployment offices to get additional workers.
    - Contact area colleges and high schools
    - Recruit on social media - Facebook, Instagram, Twitter, etc.
    - We are looking into the National Dislocated Worker Grant, and if we can utilize this resource it will help tremendously – https://www.dol.gov/agencies/eta/dislocated-workers
        - This is a federal grant administered through the Tennessee Department of Labor on a county-by-county application basis.
        - This is a great resource to tap into for staff, and the grant covers all employment costs.
- Federal funds may be available to offset the cost for *additional* poll officials. Caution: this only applies to extra poll officials in response to COVID-19. The funds are not meant to cover expenses you would have already incurred.
- Review the number of poll officials your county used in the last presidential election in 2016 listed below and use the number to create a plan for the number of poll officials you will need.
    - Consider any additional poll officials you will need to help prepare, receive, process, and count the substantial increase in absentee ballots.
    - Additionally, you must have a list of extra/backup poll workers to replace any that become sick or report a fever within two weeks of the elections.

County	Poll Officials
Anderson	218
Bedford	101
Benton	46
Bledsoe	75
Blount	362
Bradley	194
Campbell	140
Cannon	60
Carroll	119
Carter	193
Cheatham	111
Chester	65
Claiborne	126
Clay	38
Cocke	116
Coffee	178
Crockett	79
Cumberland	191
Davidson	1,813
Decatur	73
DeKalb	100
Dickson	113
Dyer	112
Fayette	203
Fentress	76
Franklin	125
Gibson	179
Giles	130
Grainger	69
Greene	160
Grundy	60
Hamblen	142

County	Poll Officials
Hamilton	964
Hancock	43
Hardeman	102
Hardin	124
Hawkins	249
Haywood	55
Henderson	90
Henry	64
Hickman	80
Houston	36
Humphreys	70
Jackson	80
Jefferson	94
Johnson	75
Knox	735
Lake	14
Lauderdale	110
Lawrence	150
Lewis	59
Lincoln	167
Loudon	157
Macon	50
Madison	287
Marion	104
Marshall	86
Maury	228
McMinn	133
McNairy	88
Meigs	51
Monroe	83
Montgomery	478
Moore	24

County	Poll Officials
Morgan	78
Obion	75
Overton	77
Perry	41
Pickett	41
Polk	70
Putnam	253
Rhea	100
Roane	151
Robertson	214
Rutherford	386
Scott	90
Sequatchie	60
Sevier	260
Shelby	1,490
Smith	78
Stewart	32
Sullivan	255
Sumner	307
Tipton	201
Trousdale	49
Unicoi	68
Union	84
Van Buren	46
Warren	110
Washington	359
Wayne	70
Weakley	112
White	119
Williamson	609
Wilson	291
Total	**17,073**

RETRIEVED FROM DEMOCRACYDOCKET.COM

FOR IMMEDIATE RELEASE:

FOR MORE INFORMATION, CONTACT: AOE's name
May --, -----

[County] Needs Poll Workers!

[County, TN] – [AOE] is calling on residents of [county] willing to serve as poll workers for the [date] election. Due to a recent law change more people than ever before are eligible to work as a poll official.

[County] needs approximately [number] poll workers, who serve at polling places. "We need the people of [county] to step up and help out," said [AOE]. "If you are a state, county or municipal employee, a teacher, a student or someone who is looking for temporary work, we need your help."

In Tennessee, poll officials are appointed at the county level. Anyone who is interested in working should call or email [contact information].

The county election commission will provide training for any new poll official before the election. A new law allows poll officials to work a partial day on Election Day.

"Poll officials are extremely important in ensuring Tennessee elections are fair, accurate, and efficient. By working as a poll official you will make a positive impact on the election process," said Tennessee Secretary of State Tre Hargett.

Additional workers will also be needed to process absentee by-mail absentee ballots.

What are the responsibilities of a poll worker?

Poll workers conduct assigned duties at a polling site on Election Day. Duties can include processing voters, monitoring the voting equipment, explaining how to [mark a ballot or] use the voting equipment, or counting votes. Other positions at a polling place include a greeter who assists with answering questions and directing voters to the voting area.

What are the hours of work?

Polling places are open from [insert hours]. Poll workers can work a full day, or half of the day. Generally, the hours are [insert] until approximately [insert] or later in the case of November elections.

Are poll workers paid or volunteers?

Poll workers are compensated for working at polling places at a rate determined by the county election commission and are also compensated for attending any required training sessions. Poll workers may also choose to volunteer their services, but most are paid.

What are the training requirements for poll workers?

County Election Commissions are required by state law to provide training. This training provides all the necessary information and knowledge to be a successful poll worker.

RETRIEVED FROM DEMOCRACYDOCKET.COM

Where will I be assigned?

Every effort is made to assign a poll worker to their neighborhood voting site. However, poll workers must be willing to be flexible and consider assignments at other sites in the county based on need.

What are the qualifications to be a poll worker?

To be a poll worker, a person must:

- Be able to read and write in the English language
- Not be a candidate
- Be 16 years or older
- Not work directly under the supervision of a county or municipal elected official who is on the ballot
- Not be a close relative of a candidate. Close relatives are defined as the spouse, parent, father-in-law, mother-in-law, child, son-in-law, daughter-in-law, grandparent, grandchild, brother, sister, brother-in-law, sister-in-law, uncle, aunt, nephew, or niece of a candidate on the ballot or a write-in candidate

A poll worker may also:

- Have strong clerical skills
- Be able to solve problems
- Be an effective communicator

How do I become a poll worker?

If you are interested in becoming a poll worker, you should apply by contacting [insert].

May state employees become poll workers? Yes

Poll Worker Safety

- The State is coordinating efforts to procure and distribute personal protective equipment for all election commissioners, staff, and poll officials for the August and November 2020 elections.
    - The State has a commitment of 100,000 masks and 300,000 pairs of gloves by mid-June.
    - The State is also working to secure face shields, gowns, and hand sanitizer.
- Poll officials will be required at a minimum to wear masks.
- Signage will be designed to encourage all voters to wear masks.
- The State is acquiring safety equipment for each county based on the number of poll officials in 2016 listed above, number of office staff, and election commissioners, with extra in anticipation of more working to count absentee by-mail ballots.

Training

- Currently, to comply with CDC guidelines, poll official training must be
    - Online; and/or
    - Labs or workshops in small groups.

RETRIEVED FROM DEMOCRACYDOCKET.COM

- To accommodate training in smaller groups and training backups, start training as soon as possible.
- Use remote training opportunities when available. Look into live platforms like WebEx or similar alternatives but be mindful of security settings to prevent unwanted interruptions.
- Determine who needs to be trained. The law gives you the authority to limit attendance to only those who are inexperienced or otherwise need the training. Because of the new procedures most will require some type of training.
- Training must cover COVID-19 measures, including
    - Frequent handwashing,
    - Gloves and masks must be worn within polling site,
    - The correct way to wear masks,
    - The correct way to remove gloves,
    - Voting machine cleaning, and
    - Voter distance.
- Create and update your training materials immediately.
- Some counties have videos available that you may be able to use or recreate for your own purposes.

Poll Workers Best Practices Quick List

RETRIEVED FROM DEMOCRACYDOCKET.COM

- Communicate with your poll workers who have worked in the past about their willingness to work in the upcoming elections.
- Inform poll workers that precautions will be taken to ensure that they work in a safe and healthy work environment. They will have gloves, masks, gowns, face shields and access to soap and water to wash their hands regularly.
- Train on how to avoid cross-contamination when wearing gloves, how to correctly remove gloves, and how not to reuse gloves. Also train that they are not to touch their faces, even while wearing gloves.
- To recruit poll workers:
    - Reach out to the TN Department of Labor and Workforce and/or your local unemployment office and let them know about paid positions for early voting, election day and counting board positions.
    - Work with Guidance Counselors at the high schools to recruit 16 and 17-year-old workers (Remember to get parental consent.)
    - Use Social media such as Facebook, Twitter, YouTube, etc., to advertise positions.
    - Advertise on Google, Yahoo, Indeed, or other web-based job sites.
    - Get local media to run public service announcements.
    - Contact colleges to recruit college students.
    - Reach out to corporate programs to help recruit tech-savvy workers.
    - Ask corporate organizations to list poll worker jobs on HR department posts, or Intranet.
    - Ask corporate organizations to create a link on their website to the recruiting section of your website.
    - Work with your HR department to recruit recently retired government workers.
- Train more workers than you may use.
- Use video training.
- Rotate election day workers responsibilities during early voting shifts to help with training.
- Poll workers should be screened on Election Day each early voting day. They should be asked the following questions:
    1. Have you come in contact with a person known or suspected to have COVID-19?

2. Have you had a fever in the last 24 hours?
3. Have you had a cough in the last 24 hours?
4. Have you had any difficulty breathing in the last 24 hours?
5. Have you had any unexplained body aches in the last 24 hours?
6. Have you taken any medications that would reduce a fever? (Tylenol, Ibuprofen, Acetaminophen)

- If they answer 'Yes' to any of the six questions they should not be allowed to work, and you must be prepared to fill the vacancy.
- Cross-training staff and poll officials enables shifting resources as necessary to mitigate or avoid bottlenecks. Sometime during the week before, send out a questionnaire to all poll workers regarding whether they've had a fever in the past 2 weeks. If a poll worker has been sick or had a fever within past 2 weeks, you must tell them not to come in. Call in backups.
- Prepare an additional PowerPoint training for backup/emergency workers for quick training.

Absentee Ballots

AOEs must prepare for an increase in the number of voters who vote by absentee ballots for the August and November elections. We are in uncharted territory regarding trying to predict the number of individuals who will vote absentee by-mail. It is better to be overprepared than underprepared. At a minimum, we anticipate many voters who are over the age of 60 who are eligible to vote absentee by-mail who have typically voted in person will choose to vote absentee by-mail instead.

RETRIEVED FROM DEMOCRACYDOCKET.COM

While unlikely, in order to be prepared, we suggest you plan for 100% of voters over the age of 60 voting absentee by-mail. The Division of Elections has ordered four million each of mailing envelopes, return envelopes, and ballot envelopes. We have also arranged for storage of the 12 million envelopes which is over 150 pallets. The mailing envelopes will be self-adhesive. The return envelope and ballot envelope will not be self-adhesive.

Assuming there will not be any logistics or supply chain issues envelopes are scheduled to be delivered mid-May. The 80,000 envelopes that we had ordered for a normal election cycle are being distributed now. Obviously, this is an enormous increase in supplies and storage requirements.

Regarding the mailing of the applications for ballots and the ballots themselves, communicate with your local post office about the increase in volume and coordinate on making sure you receive requests and voted ballots timely. This may involve a combination of delivery to your office and picking up mail at the post office.

Because our voters are used to voting in person and getting an "I Voted" sticker we strongly encourage including an "I Voted" sticker with the absentee ballot supplies to help ease the transition to voting absentee by-mail. The chart below shows the number of currently registered voters who will be 60 or older by the August and November elections by county.

County	By August 6	By November 3
Anderson	18,526	18,751
Bedford	8,660	8,757
Benton	4,618	4,672
Bledsoe	3,244	3,295

County	By August 6	By November 3
Blount	32,511	32,911
Bradley	23,485	23,806
Campbell	9,357	9,455
Cannon	3,206	3,259
Carroll	6,532	6,607
Carter	13,681	13,819
Cheatham	8,255	8,381
Chester	3,624	3,681
Claiborne	7,098	7,191
Clay	2,290	2,311
Cocke	9,104	9,208
Coffee	11,826	11,982
Crockett	3,016	3,067
Cumberland	23,804	23,979
Davidson	114,159	115,926
Decatur	3,119	3,161
DeKalb	4,538	4,597
Dickson	11,612	11,784
Dyer	7,610	7,716
Fayette	11,574	11,740
Fentress	4,975	5,044
Franklin	10,120	10,243
Gibson	10,477	10,614
Giles	6,929	7,023
Grainger	5,429	5,498
Greene	15,609	15,799
Grundy	3,040	3,075
Hamblen	13,552	13,745
Hamilton	79,221	80,255
Hancock	1,734	1,761
Hardeman	5,605	5,671
Hardin	6,607	6,685
Hawkins	12,783	12,950
Haywood	3,901	3,949
Henderson	5,949	6,032
Henry	8,650	8,761

RETRIEVED FROM DEMOCRACYDOCKET.COM

County	By August 6	By November 3
Hickman	5,172	5,246
Houston	1,994	2,021
Humphreys	4,657	4,707
Jackson	3,193	3,230
Jefferson	12,311	12,450
Johnson	4,679	4,721
Knox	90,604	91,825
Lake	1,305	1,323
Lauderdale	4,647	4,706
Lawrence	8,724	8,842
Lewis	3,158	3,204
Lincoln	7,759	7,864
Loudon	18,128	18,294
McMinn	11,376	11,504
McNairy	5,983	6,052
Macon	4,371	4,420
Madison	21,196	21,516
Marion	6,815	6,895
Marshall	6,505	6,592
Maury	20,762	21,039
Meigs	2,917	2,951
Monroe	12,289	12,460
Montgomery	26,770	27,252
Moore	1,958	1,975
Morgan	4,130	4,184
Obion	7,460	7,544
Overton	5,322	5,387
Perry	2,162	2,194
Pickett	1,800	1,820
Polk	5,185	5,244
Putnam	15,900	16,074
Rhea	7,602	7,693
Roane	13,883	14,050
Robertson	14,024	14,263
Rutherford	44,889	45,647
Scott	4,623	4,667

RETRIEVED FROM DEMOCRACYDOCKET.COM

County	By August 6	By November 3
Sequatchie	4,121	4,178
Sevier	25,913	26,246
Shelby	171,803	174,330
Smith	4,095	4,156
Stewart	3,289	3,336
Sullivan	39,239	39,710
Sumner	37,311	37,857
Tipton	11,729	11,908
Trousdale	1,833	1,856
Unicoi	4,564	4,616
Union	4,306	4,370
Van Buren	2,001	2,030
Warren	8,098	8,200
Washington	28,251	28,592
Wayne	3,478	3,520
Weakley	6,643	6,736
White	6,258	6,316
Williamson	47,639	48,479
Wilson	28,674	29,098
Total	**1,393,533**	**1,412,551**

RETRIEVED FROM DEMOCRACYDOCKET.COM

Who is eligible to vote absentee by-mail in Tennessee?

In Tennessee, in order to vote absentee by-mail, a voter must have a qualifying reason. The following categories describe the voters who can absentee vote by-mail:

1. The voter will be outside the county of registration during the early voting period and all day on Election Day;
2. The voter or the voter's spouse is enrolled as a full-time student in an accredited college or university outside the county of registration;
3. The voter's licensed physician has filed a statement with the county election commission stating that, in the physician's judgment, the voter is medically unable to vote in person. The statement must be filed not less than seven (7) days before the election and signed under the penalty of perjury;
4. The voter resides in a licensed facility providing relatively permanent domiciliary care, other than a penal institution, outside the voter's county of residence;
5. The voter will be unable to vote in person due to service as a juror for a federal or state court;
6. The voter is sixty (60) years of age or older;
7. The voter has a physical disability and the voter's polling place is inaccessible
8. The voter is hospitalized, ill, or physically disabled and because of such condition, cannot vote in person;

9. The voter is a caretaker of a person who is hospitalized, ill, or disabled;
10. The voter is a candidate for office in the election;
11. The voter serves as an Election Day official or as a member or employee of the election commission;
12. The voter's observance of a religious holiday prevents him or her from voting in person during the early voting period and on Election Day;
13. The voter or the voter's spouse possesses a valid commercial driver's license (CDL) or the voter possesses a valid Transportation Worker Identification Credential (TWIC) card and certifies that he or she will be working outside the state or county of registration during the open hours of early voting and Election Day, and has no specific out-of-county or out-of-state address to which mail may be sent or received during such time.
14. The voter is a member of the military or is an overseas citizen.

Specifically, regarding those who may vote absentee by-mail due to illness, there are two categories – 1) voters who have an ongoing illness that prevents them from voting in-person on a more permanent basis, and 2) voters who are hospitalized, ill, or physically disabled and because of such condition, cannot vote in-person during a particular election cycle.

For the voter who has an ongoing illness that keeps the person from being able to vote in-person, the voter may have a doctor file a physician's statement. The statement says that, in the physician's judgment, the voter is medically unable to vote in-person. The election commission places these voters on a permanent absentee voting list and sends these voters an application for absentee ballot for each election in which the voter is eligible to vote.

RETRIEVED FROM DEMOCRACYDOCKET.COM

For voters who have an illness and only need to vote absentee by-mail in a specific election, they are eligible to request an absentee by-mail ballot for that election. These voters may be hospitalized, ill, or physically disabled, or they may be the caretaker of a voter who is hospitalized, ill, or disabled. A physician's statement is not required to allow these voters to vote absentee by-mail. However, the voter must request an absentee ballot for each election in which the voter wants to participate. A person who is quarantined because of a potential exposure or who has tested positive to COVID-19 should vote absentee by-mail as a person who is ill.

The chart below demonstrates the small percentage of voters who voted absentee by-mail in the last Presidential election.

County	Total Voters	Absentee By-Mail Voters	Percent of By-Mail Votes
Anderson	30,509	1,050	3.44%
Bedford	15,489	282	1.82%
Benton	6,388	163	2.55%
Bledsoe	4,755	163	3.43%
Blount	53,303	1,510	2.83%
Bradley	39,062	766	1.96%
Campbell	12,808	307	2.40%
Cannon	5,359	133	2.48%
Carroll	10,555	251	2.38%

County	Total Voters	Absentee By-Mail Voters	Percent of By-Mail Votes
Carter	21,319	648	3.04%
Cheatham	16,173	329	2.03%
Chester	6,629	177	2.67%
Claiborne	10,940	307	2.81%
Clay	2,951	94	3.19%
Cocke	12,273	324	2.64%
Coffee	20,172	409	2.03%
Crockett	5,458	92	1.69%
Cumberland	26,694	1,060	3.97%
Davidson	252,830	5,571	2.20%
Decatur	4,639	139	3.00%
DeKalb	7,015	205	2.92%
Dickson	19,007	610	3.21%
Dyer	13,428	217	1.62%
Fayette	19,554	307	1.57%
Fentress	7,466	200	2.68%
Franklin	16,556	445	2.69%
Gibson	19,715	324	1.64%
Giles	11,213	244	2.18%
Grainger	8,163	244	2.99%
Greene	23,833	762	3.20%
Grundy	4,847	104	2.15%
Hamblen	20,907	484	2.32%
Hamilton	145,049	4,035	2.78%
Hancock	2,290	77	3.36%
Hardeman	9,405	462	4.91%
Hardin	10,053	222	2.21%
Hawkins	21,004	481	2.29%
Haywood	6,964	337	4.84%
Henderson	10,393	233	2.24%
Henry	13,042	340	2.61%
Hickman	7,944	194	2.44%
Houston	3,250	165	5.08%
Humphreys	7,320	243	3.32%
Jackson	4,511	139	3.08%
Jefferson	19,312	856	4.43%

RETRIEVED FROM DEMOCRACYDOCKET.COM

County	Total Voters	Absentee By-Mail Voters	Percent of By-Mail Votes
Johnson	6,643	239	3.60%
Knox	184,843	5,235	2.83%
Lake	1,994	59	2.96%
Lauderdale	8,131	317	3.90%
Lawrence	15,834	271	1.71%
Lewis	4,677	129	2.76%
Lincoln	13,494	310	2.30%
Loudon	23,861	1,304	5.46%
Macon	7,562	124	1.64%
Madison	38,868	1,137	2.93%
Marion	11,016	291	2.64%
Marshall	11,570	227	1.96%
Maury	35,727	658	1.84%
McMinn	19,134	450	2.35%
McNairy	10,156	244	2.40%
Meigs	4,355	119	2.73%
Monroe	17,445	937	5.37%
Montgomery	58,286	2,699	4.63%
Moore	2,956	55	1.86%
Morgan	6,839	193	2.82%
Obion	12,355	308	2.49%
Overton	8,356	208	2.49%
Perry	2,881	72	2.50%
Pickett	2,662	115	4.32%
Polk	7,107	209	2.94%
Putnam	27,500	696	2.53%
Rhea	11,290	325	2.88%
Roane	22,143	665	3.00%
Robertson	27,374	477	1.74%
Rutherford	108,612	1,826	1.68%
Scott	7,203	260	3.61%
Sequatchie	5,748	92	1.60%
Sevier	36,655	981	2.68%
Shelby	341,731	5,883	1.72%
Smith	7,505	135	1.80%
Stewart	5,336	234	4.39%

RETRIEVED FROM DEMOCRACYDOCKET.COM

County	Total Voters	Absentee By-Mail Voters	Percent of By-Mail Votes
Sullivan	63,449	2,101	3.31%
Sumner	72,251	1,811	2.51%
Tipton	23,687	367	1.55%
Trousdale	3,203	70	2.19%
Unicoi	7,282	214	2.94%
Union	6,306	300	4.76%
Van Buren	2,447	51	2.08%
Warren	13,844	203	1.47%
Washington	50,432	1,418	2.81%
Wayne	5,893	150	2.55%
Weakley	12,365	305	2.47%
White	10,016	255	2.55%
Williamson	108,234	2,762	2.55%
Wilson	57,466	1,003	1.75%
Total	**2,545,271**	**64,199**	**2.52%**

RETRIEVED FROM DEMOCRACYDOCKET.COM

By looking at the chart you can visualize the incredible challenge ahead. Outreach and trusted information will be important. In addition to the state's engagement efforts detailed in another section of the plan, start immediately engaging your voters regarding election deadlines, dates and who is eligible to vote absentee by-mail. The following steps can be taken to achieve this goal:

- Use social media and the press for outreach to make sure voters are informed and understand what to expect during the absentee by-mail ballot process.
- Encourage voters to submit absentee ballot requests as early as possible before the deadline.
- Encourage voters to send back completed ballots as early as possible prior to Election Day.
- Have simple instructions for requesting and returning absentee ballots on your website and as handouts.
- Use visuals, highlights and color on your forms and instructions.
- Reach out to trusted community groups to help spread the message about absentee by-mail voting.

The following information provides guidance on steps that AOEs need to take to prepare for the demands of the upcoming elections.

Create a Streamlined Process for Timely Processing

- Think about the "flow" of the process from beginning to end.
    - Make a **timeline** of when you will mail out, receive, open and process ballot requests, applications for ballot and ballots.
    - Look at the **physical space** for how requests, applications and ballots will be mailed out, received, opened and processed.
    - **Plan the "path" of the ballots** – signature checking, opening envelopes, preparing for counting, etc.

- Prepare all different forms and envelopes you will be using.
    - If you have any questions about what forms to use, the envelope size/design, postage, etc., check with the State.
    - Double check that the instructions sent with the ballots are very clear to the voter.
- Check with the local Post Office you plan to use and work out all details, including whether you are using correct postage for the weight of the ballots supplies, etc.
- For those on the permanent absentee list, have all the envelopes prepared and mail them out on day 92.
    - This will maximize usage of the full 90 days by getting those requests in the pipeline from the beginning, before the influx of over 60+ requests.

Third Party Vendors

For those considering outsourcing absentee ballot request fulfillment, you should:

- Make sure any vendor you work with has quality controls in place and they can validate that the right ballot gets put in the right packet.
- Ask about their experience with election mail.
- Ask whether they have the proper equipment to do data matching to make sure the right ballot goes in the right envelope.
- Make sure they can handle the data – addressing, working with USPS, etc.
- Ask them about their quality control for printing. If everything is not printed in-house, you will have two different vendors. When print and mail gets separated you need to make sure that those entities have worked together successfully because you need them to maintain the chain of custody.
- Make sure they have controls on the quality of the paper – with junk mail, variations in the quality of the paper does not really matter, but in elections, it is not just about keeping costs low –you must make sure that the paper works with the tabulator. Many mail shops are not used to their packets being so important.
- Make sure you're asking about physical storage. They cannot leave ballots on pallets by themselves in an unsecured manner.
- Ask them about whether they are certified by any tabulation vendors. For a list of vendors, contact Coordinator Goins.

RETRIEVED FROM DEMOCRACYDOCKET.COM

Sending Ballot Requests

- Be prepared to take information needed to mail requests over the phone. Most AOEs will need additional help to answer calls, process requests, and respond to questions about ballot processing status.
- Put a fillable PDF version of the form on your website so the form can be filled out legibly and easily printed.
- Take advantage of Voter Central's ability to prepopulate the request form for requests received over the phone.
- Highlight required fields to help guide the voter through the form and minimize need for follow-up with the voter. This will be particularly important for the party selection field for August.
- Have a plan for how you will efficiently alert applicants of any deficiencies with their application. Make sure you have a letter template available for quick communication.

Processing Absentee Requests

- Make every step as streamlined and automated as possible.
    - Use barcoding whenever possible.
    - Consider Voter Central data entry.
    - Consider UOCAVA voters and special issues.
    - Place an "I Voted" sticker in every ballot that you mail out. For those using the commemorative 19th Amendment state provided "I Voted Sticker," the State will distribute some pre-cut stickers for you to include.
- **Do not get behind on mailing out requests, applications or ballots.**
    - Process and send requests received that day.
    - Process and send applications received that day.
    - Process and send ballot supplies received that day.
- The first day to receive requests for absentee ballots is 90 days before Election Day (May 8 for August and August 5 for November).
- For MicroVote counties, obtain enough ballot cards. MicroVote is stocking up and should have adequate supplies available. You can buy extra ballot cards now and whatever is not used may be used in November. For other counties, ensure you have enough printed ballots.
- Have step-by-step instructions available for those who will be processing requests.
- Make it harder for voters to make mistakes
    - Example: For Social Security number, print with blanks for each individual number and dashes included, so voters know they cannot just put the last 4 digits.
- Validating signatures
    - Check the quality of the signature you have. Make sure everyone verifying signatures has completed validating signature training provided by the State.
- Include your county's email address on ballot request forms.
- Use a system that works best for your county (letting the same people handle the process from A to Z, bubbling cards (MicroVote) with precinct codes in advance, pre-stuffing envelopes, etc.).
- Do you want to outsource any part of the process? See the Third Party Vendor section above. If this is a possibility for your county, contact vendors quickly.
- Make sure first-time voters who registered by-mail understand their options:
    - When you mail the registration card to a first-time by-mail registrant, make it clear that they will need to vote in-person unless they convert their registration to an in-person registration.
    - If a first-time voter who registered by-mail requests an absentee ballot, let them know they can convert their registration to in-person by presenting a valid photo ID in-person to the county election commission office.
- File the applications in a way that ensures none are overlooked and that they are easily accessible for the counting process.

Tracking Absentee Ballots

- The State plans to replicate the tracking information available for UOCAVA voters for all absentee voters.
- We are working with Embry Consulting to modify the data extracted from Voter Central, so the data will be sent automatically with your transfers.
- Assuming we can get the necessary IT work completed in time for the August election, voters will

RETRIEVED FROM DEMOCRACYDOCKET.COM

be able to check when their ballot was sent and when it has been received at https://tnmap.tn.gov/voterlookup/. At a minimum this service will be available by November. At this point, you should prepare for adequate staffing as though this service is not available for the August election.

Receiving Absentee Ballots

- AOEs need to find a secure place to store ballots as they are returned. Evaluate whether you have enough ballot boxes and locks available.
- Determine what steps you can take when ballots are returned to minimize the amount of time your absentee counting boards must spend sorting ballots.
    - Use multiple ballot boxes to presort ballots as they are received.
    - Organize returned absentee ballots in a way that will help your absentee counting board process ballots as quickly and efficiently as possible. This can include sorting ballots alphabetically by precinct so they can be quickly found in the voting records. You may also choose to sort by primary, or the combination of precinct and primary. If not sorting by precinct, write it prominently on the back of the envelope so it can be easily identified.
    - Keep UOCAVA ballots separate since they will require extra steps.
- To speed up the process, some counties may consider buying one or multiple automated envelope slicers. Ensure that the machine does not slice any ballots. Test a batch of 50 ballots and envelopes beforehand. **Caution:** If you use self-adhesive return envelopes, they might get stuck and jam the envelope slicer.
- Determine how many ballots fit in the ballot boxes you use. (Depending on the size of the ballot box, the number typically ranges from 250 – 500.) Based on the number, figure out how many ballot boxes are needed to handle the number of potential absentee ballots you may receive. If you do not have enough ballot boxes, order the number needed from the State.
- Order the number of locks needed for additional ballot boxes.
- With respect to scanning ballots, work with vendors to ensure you have the appropriate number of absentee ballot scanners, large enough space to handle the increased number of scanners, and an increased number of people to do the actual scanning.
- Have ample number of gloves for absentee counting board members to use.
- Have poll workers practice hand hygiene frequently.

Davidson County and Shelby County have the most experience in processing large amounts of absentee by-mail ballots. Shown below are some helpful tips shared by Davidson County for absentee by-mail preparation:

Preparation for Mailing Out Absentee Ballots



3015 Envelopes

RETRIEVED FROM DEMOCRACYDOCKET.COM

- County's return address is printed on them. After being sent to the printer, it takes between 1 and 2 weeks. For smaller numbers, these can be printed in the office. On an office printer, it takes about an hour to print a box of 500, feeding just a few at a time to keep from jamming the printer.



3013 Envelopes

- Office address is pre-printed on them.

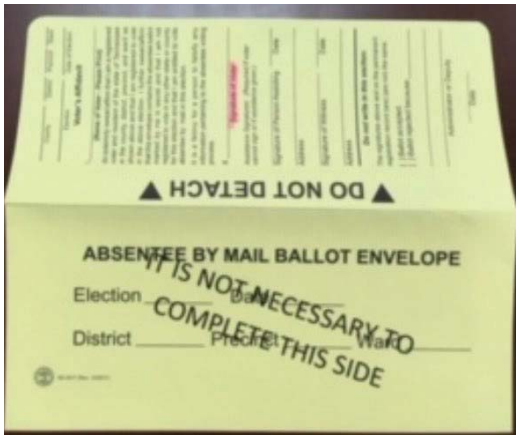

3017 Affidavit Envelopes

RETRIEVED FROM DEMOCRACYDOCKET.COM

- Print or put a label on the back (IT IS NOT NECESSARY TO COMPLETE THIS SIDE). The data base system provides that information and the voter's name on a label. Without this message, county will receive a multitude of phone calls.
- Fold the envelopes.
- Highlight the signature line so the voter does not forget to sign.
- If it is a primary and general, label all envelopes with R, D, and General.





Instructions to the voter

- Print 3 sets of instructions per page on bright paper. Cut the instructions. Insert the instructions in the affidavit envelope.
- The **military/overseas materials** need the same preparation but since most of those ballots are emailed, the numbers are not as overwhelming.

Considerations for Absentee Counting Board

Absentee ballots can be counted starting when the polls open on Election Day. Although the law allows you to wait until two hours before the close of polls in August and four hours before the close of polls in November, plan now to start earlier to ensure the timely counting of your absentee ballots.

- Determine how many counting boards you will need.
  - AOEs may want to consider having a counting board that will just handle UOCAVA ballots or one that will just handle ballots that need to be remade or other special circumstances.
  - This will allow most of the boards to focus exclusively on getting the rest of the ballots counted without having to slow down to handle exceptions.
- Determine where your counting boards will meet.
  - Spread out enough to reduce confusion in duties and enable counting board members to focus on their tasks without interfering with another person's duties.
  - Plan for enough space to maintain social distancing.
  - Ensure access to scanner and computer.
- Estimate how much time it will take to scan your ballots. Check with your vendor for scanning capacity.
  - For example, MicroVote says the certified scanners are capable of scanning 400 ballots per hour. To estimate how much time, it will take to scan your ballots, use the following formula:

1. Estimated number of absentee ballots:	_____
2. Divide by 400 (ballots per hour):	_____
3. How many scanners will you use?	_____
4. Divide your answer to #2 by your answer to #3:	_____

  - This number is how many hours it will take to scan your ballots. This total does not include the time needed to sort, review, and open the ballots. Scanning will most likely be the easy part. Sorting, reviewing, and opening ballots is typically the most time-consuming part of the process.
- Count the number of ballots to be scanned in a batch to ensure all ballots are counted. If you count out 100 ballots, verify the counter shows 100 were scanned when the batch is complete.
- How many additional scanners will you need?
  - Using the MicroVote example, each additional scanner costs $2,500. Every scanner needs a computer that costs $1,500 and a $32 cable to connect them.
  - Only scanners that start with CDT are certified. Scanners that start with 9RS should not

RETRIEVED FROM DEMOCRACYDOCKET.COM

be used, even as backup because they are not certified.
    - Be prepared to merge results from all scanners. MicroVote has offered training if needed on the merge process.
    - Dominion, MicroVote, and ES&S have supplied the state with each client county's potential hardware needs. Hart and Unisyn are working on supplying that information.
    - Each county must purchase enough scanners to timely process all absentee ballots. Place your orders *immediately* for realistic delivery by the August 6 election. Andrew must be contacted before the order is placed to receive federal funds for the purchase.

Workers and Training

- On Election Day, opening and smoothing out everything takes an extraordinary amount of time. Take this into account when hiring workers.
- Be sure to hire enough workers and train for
    - People sending out ballots, data entry and answering calls
    - People receiving/opening ballots
    - Counting Boards
- Be sure to train all workers on the sanitation process for opening and counting ballots.
    - Use gloves and masks.
    - Wash hands frequently.
    - Do not touch face.
    - Consider the number of Counting Boards – and Backups when getting supplies ready.

RETRIEVED FROM DEMOCRACYDOCKET.COM

Sample Plan from Rutherford County

Rutherford County has developed a sample plan to review. When this plan was written we had discussed preparing for less than 100 % turnout in the 60 or older category. The plan is an example of how to prepare for the elections. **Note: We now recommend that you plan for 100% participation by those 60 or older.** This will help ensure we have extra supplies since we do not know how many individuals will qualify to vote absentee by-mail because of the other reasons allowed by statute.

Rutherford County's plan for handling the anticipated absentee balloting demands is as follows:

> *Rutherford County is anticipating a large increase of absentee voters in the August and November elections. Our county has 41,040 voters in the age group of 60 years and older. This group qualifies to vote by absentee by-mail. With the fears of COVID- 19 and this group being mentioned as an AT- RISK group, it his highly probable that 60 percent of these voters could vote absentee by-mail ballot. It is also possible that 80 percent of this group could vote absentee by-mail if fears are still relevant in November 2020.*
>
> *60 & Over voters*
> *41,040 x.60 = 24,638 potential absentee voters 41,040 x .80= 32,832 potential absentee voters*
>
> ***NOTE:** There are numerous assumptions made in this plan. Every detailed step is not written into this plan. These steps are parameters in dividing up the process. More detailed steps will be provided by supervision.*

Staffing:

Currently, we have 1 person who processes absentee requests. Added staff will give us two (2) full time processors and an experienced part time processor throughout to process absentee ballot request.

Adding three (3) part time student workers will handle task that will provide more for the processor to fill more request per hour.
Hiring additional staff: one (1) temporary full-time employee, three (3) part-time student workers, and a part-time person who was our former absentee coordinator (nights/weekends).

The November 2016 election had the largest number of 1,829 absentee voters in our history. November 2018 produced 1,222 absentee voters. In anticipation of a large increase the following logistical plan will be implemented to process and vote thousands of absentee ballots.

Our staff will pre-stuff 50,000 absentee envelopes with all absentee supplies including a pre-marked precinct ballot card and they will be stored by precinct.

RETRIEVED FROM DEMOCRACYDOCKET.COM

Permanent Absentee List:

The permanent medical list will be processed and ready for mailing on the 92nd day before the election. These request forms will land in the voter's mailbox on the 90th day.

Our goal is to "prime the pump" and get as many of these requests returned early in the absentee calendar. Our hopes are to utilize as many of the days in the 90-day calendar and mail these ballots out before the influx of absentee by-mail requests from other voters.

The Absentee by-mail processors will review every absentee request for accuracy, verify signature, input information into Voter Central, print the correct ballot guide and labels for envelopes and then pull a pre-stuffed envelope to mark the correct ballot activation and stuff card plus ballot guide. The ballot is ready to be mailed.

Our goal is to increase the number of absentee by-mail requests forms our processor can process per hour. The part-time worker will scan the absentee ballot request into Voter Central and then file the request form. The part-time worker will prepare all absentee ballots to be mailed by placing postage and then mailing ballots.

The permanent full-time staff member will be the only person processing military/UOCAVA ballot request. This will ensure that all guidelines are met and documented.

Ballot Return:

A processor will pull up voter in Voter Central, verify voter's signature and enter voter update information. Update the military/UJOCAVA tracking spreadsheet with date received, if applicable.

To expedite the Absentee Counting Board on Election Day, we will have 49 precinct boxes locked, and each retuned ballot will be sorted by precinct upon return. All UOCAVA/military emailed

ballots will be deposited into a single locked box exclusive for email ballots.

Counting Board:

The Counting Board will report at 7:00 am on Election Day. We will expand the counting board from our standard 8 members to 24 members to tally the large number of ballots.

The Administrator will report the number of ballots received to the Counting Board. The Counting Board will count the ballots and envelopes to determine if the totals balance.

We currently have two (2) scanners to tabulate absentee votes. We need to purchase five (5) additional scanners to be able to handle the increase of ballots. This will allow for counting teams to take an average of six (6) precincts to scan and tabulate results. This will allow for us to tabulate approximately 2,500 ballots per hour. That will require the counting board to tabulate all day in order to report their results after the polls close.

We have dedicated an area within our office building that will provide the counting board a closed and sequestered workspace.

We also have a Circuit Court Judge election that has the incumbent Judge certified as a write in candidate that will have to be counted by the counting board.

This is a working document that will be amended and revised as needed to meet the requirements under Tennessee state law.

RETRIEVED FROM DEMOCRACYDOCKET.COM

Postage- First class- .55 cents x 25,000 request for ballots mailed= $13,750
Printing of envelopes to mail ballot request forms plus return envelope- 50,000 envelopes = $2,416

Paper per Absentee ballot mailing
- *ballot guides- 4 pages x50,000= 200,000 sheets*
- *ballot instructions - 1-page x 50,000= 50,000 sheets*
- *candidate write in sheet- 3 per page 50,000/3= 16,667 sheets 266,667 sheets of paper-/5,000 sheets per case = 54 cases of 8 ½ x 11 white paper*

Staples paper - $32.00 per case x 54= $1,728
Labels- 4 labels per absentee ballot mailed 50,000 x 4= 200,000
200,000/5000 labels per case= 40 cases
40 cases of labels x $17 per case= $680
Total Cost $57,574

Sample Plan from Sullivan County

Sullivan County uses Hart as a vendor and has supplied an example. As noted, we now recommend that you plan for 100% participation by those 60 or older. (Keep in mind the plan below was written without knowledge of the state's ability to pay for certain items.)

- The situations identified are contingent upon the existence of a public health crisis related to COVID-19.
- Certain solutions would be required, others are presented as options for analysis.
- Solutions in bold are recommended for situations that require a solution.

- Each solution requires the availability of the resources required for execution.
- In anticipation of an increase in absentee by-mail voting legislative authority is required and requested to begin processing (scanning) absentee by-mail ballots on the first day of early voting. There isn't enough space or scanners available to enable processing all ballots on Election Day. Currently, we are not allowed to do this.
- Situations and solutions will continue to be added as identified.

SITUATION	SOLUTIONS	RESOURCES	FUNDING
SANITIZING MACHINES *(required)*	BLEACH WIPE BUTTONS PERIODICALLY OR AFTER EACH VOTER	70,000 BLEACH WIPES	$2,500
	HAND SANITIZER AVAILABLE BEFORE AND AFTER VOTING	**TO BE DETERMINED**	**TO BE DETERMINED**
SIGNING POLL BOOKS *(required)*	**PERMIT REGISTRAR TO INITIAL POLL BOOK FOR VOTER**	**N/A**	**N/A**
	BLEACH WIPE PENS PERIODICIALLY AFTER EACH VOTER	70,000 BLEACH WIPES	$2,500
	HAND SANITIZER AVAILABLE BEFORE AND AFTER VOTING	**HAND SANITIZER**	**INCLUDED IN SANITIZING MACHINES FUNDING**
ELECTION OFFICIAL PROTECTION *(required)*	**DISTANCING OF POLL BOOKS AND MACHINES**	**N/A**	**N/A**
	BLEACH WIPES FOR HANDS AND SURFACES	70,000 BLEACH WIPES	$2,500
	HAND SANITIZER	**HAND SANITIZER**	**TO BE DETERMINED**
	DISPOSABLE GLOVES	**2,000 GLOVES**	**$100**
VOTER PROTECTION *(required)*	**DISTANCING**	N/A	N/A
	BLEACH WIPES	70,000 BLEACH WIPES	$2,500
	HAND SANITIZER	**TO BE DETERMINED**	**TO BE DETERMINED**
INCREASE IN ABSENTEE BY-MAIL VOTING *(required)*	ORDER ADDITIONAL BY-MAIL BALLOTS (39,000 REGISTERED VOTERS OVER AGE 60 & ESTIMATED 30,000 WILL VOTE)	**42,000 ABSENTEE BALLOTS**	**$12,600**
		POSTAGE X 42,000	**$23,100**
		25 CASES OF PAPER	**$750**
		TONER	**$4,000**
PROCESSING INCREASE IN BY-MAIL VOTING *(required)*	ADDITIONAL PART-TIME STAFF	**4 PART-TIME STAFF**	**$50,000**
COUNTING INCREASE IN BY-MAIL VOTING *(required)*	INCREASE IN COUNTING BOARD MEMBERS (EACH 4 PERSON TEAM CAN PROCESS NO MORE THAN 2,000 BALLOTS)	NOT ENOUGH SPACE FOR THE NEEDED 84 COUNTING BOARD MEMBERS AND ASSISTANTS	$12,000
	ADDITIONAL SCANNERS	LEASE 20 ADDITIONAL SCANNERS (IF AVAILABLE)	$10,000

RETRIEVED FROM DEMOCRACYDOCKET.COM

SITUATION	SOLUTIONS	RESOURCES	FUNDING
	BEGIN PROCESSING AND SCANNING PRIOR TO ELECTION DAY *(legal authority needed)*	**LEASE 4 ADDITIONAL SCANNERS & APPOINT 16 ADDITIONAL COUNTING BOARD MEMBERS**	**$4,300**
100% VOTE BY-MAIL *(legal mandate required)*	ORDER ADDITIONAL BY- MAIL BALLOTS	100,000 ABSENTEE BALLOTS	$30,000
		POSTAGE X 75,000	$41,250
		35 CASES OF PAPER	$1,050
		TONER	$8,000
PROCESSING 100% VOTE BY-MAIL	ADDITIONAL PART-TIME STAFF	8 PART-TIME STAFF	$100,000
COUNTING 100% BY-MAIL VOTING	INCREASE IN COUNTING BOARD MEMBERS (EACH 4 PERSON TEAM CAN PROCESS NO MORE THAN 2,000 BALLOTS)	NOT ENOUGH SPACE FOR THE NEEDED 140 COUNTING BOARD MEMBERS AND ASSISTANTS	$20,000
	ADDITIONAL SCANNERS	LEASE 35 ADDITIONAL SCANNERS (IF AVAILABLE)	$17,500
	BEGIN PROCESSING AND SCANNING PRIOR TO ELECTION DAY *(legal authority needed)*	**LEASE 6 ADDITIONAL SCANNERS & APPOINT 24 ADDITIONAL COUNTING BOARD MEMBERS**	**$7,000**
REDUCTION IN ELECTION OFFICIAL AVAILABILITY	REDUCE # PRECINCTS	CONSOLIDATION NOTICES TO EACH VOTER, LEGAL NOTICES	TO BE DETERMINED
	REDUCE # ELECTION OFFICIALS IN EACH PRECINCT TO MINIMUM OF FOUR (4)	**N/A**	**TO BE DETERMINED**
	VOTE CENTERS	COMPUTERS, COMMUNICATION INFRASTRUCTURE	TO BE DETERMINED

RETRIEVED FROM DEMOCRACYDOCKET.COM

Considerations for Mailing Absentee Ballots

Mailing ballots to the voters will require careful planning also. You cannot underestimate the impact of the additional volume on the mailing process. Additionally, you cannot underestimate the impact of COVID-19 on the postal system. Below are concerns and steps you should take in preparation of relying

upon the USPS in the absentee voting process.

- AOE or staff should sign up for USPS Industry alerts (IndustryAlert@usps.gov).
- As of April 3, USPS will no longer accept mail going to certain countries. This is temporary, so this list could change, but it is important to note that they will not accept mail going to overseas citizens in these countries because their facilities cannot store it. If USPS receives mail, including ballots, going to these countries, they will return it to sender. **However, military ballots should travel as usual**. Unfortunately, with everything so fluid, we do not know how long this suspension will last or if/when additional countries will be added. The best guidance we have right now is to reach out to your UOCAVA voters, and specifically your overseas citizens, and let them know about their options for receiving and returning a ballot. The countries to which this suspension of mail applies are listed below:
    - Cayman Islands
    - Chad
    - Ecuador
    - French Polynesia
    - Honduras
    - India
    - Kuwait
    - Libya
    - Madagascar
    - Maldives
    - Mongolia
    - New Caledonia
    - Panama
    - Peru
    - Samoa
    - Saudi Arabia
    - South Africa
    - Bolivia
    - Sri Lanka
    - Zimbabwe
- As of the writing of this plan, USPS will not permit their carriers to submit to screenings to enter buildings. If your office is requiring people to undergo a temperature check to enter the building, your USPS carriers will not be able to enter, and you will need to contact your local post offices to discuss dropping off or picking up mail.
- We know that foreign postal services are experiencing service outages. Other options to mail ballots include FedEx, UPS, and DHL. You can find guidance about their overseas operations at the following websites:
    - FedEx: Visit this page to see current service disruptions (click "see all service impact information") or click here to subscribe to service disruption notifications (you can select "service disruptions" from the subscription options so as not to be bombarded).
    - DHL: Visit this page to see regular updates about temporary service adjustments.

Nursing Homes/Licensed Facilities

Under current law, voters at licensed facilities are required to vote at the facility or vote in person during early voting or on Election Day. They are not allowed to vote absentee by-mail.

RETRIEVED FROM DEMOCRACYDOCKET.COM

If licensed facilities remain closed to public access, make plans to designate two staff members of the facility as absentee voting deputies. Reach out early to the directors of each facility. After speaking orally with the facility organizer, send a letter asking for a list of residents at the state licensed facility. For the August election, your nursing homes must receive your written request no later than June 27. For the November election, they must receive the written request no later than September 24. Also send voter registration applications for those who need to register to vote.

After receiving a timely written request, facilities are required to send you a list of their residents. Check the list you receive and identify the residents who are registered voters. After your review, send back a list and tell the activities director who the registered voters are in their facility. This gives the activities director time to send in a voter registration form for those who want to register before the registration deadline. Designate a specific person to receive the new registrations so you can track who will be able to vote.

Under the scenario that the licensed facilities will not allow your usual nursing home deputies into the facility, you will have to hire at least two voting deputies from the facility. The deputies you appoint must be registered voters in your county. You must have bipartisan representation by the deputies. Let them know you can pay them. Train the deputies and deputize them by administering the election official's oath to them.

Prepare applications, affidavit envelopes, specific ballots for each voter, and a locked ballot box for the facility to use. During the time for voting licensed facilities, deliver the materials curbside to each location. The delivery process will take some time for middle to larger counties. Include the voter list and, to the extent possible, for each voter, paper clip the applications, affidavit envelope and ballot together. Make sure to send "I VOTED" stickers with each ballot.

RETRIEVED FROM DEMOCRACYDOCKET.COM

If you did not deputize the staff from the facility during training, do so before you hand over the voting supplies. The bipartisan deputies will go to each individual voter together. The voter will sign the application, vote the ballot and seal it in the envelope, sign the affidavit, and place the ballot in the locked ballot box.

The deputies collect the voted and unvoted ballots, all applications and the voter list. Then your office will arrange for curbside pickup of the ballot materials and bring the ballots and materials to the election commission.

Case 3:20-cv-00374 Document 40-2 Filed 06/12/20 Page 75 of 1351 PageID #: 241

Nursing Home Voting Chart

Types of Facilities in County	Gaining Access to the Facilities	Preparing to Vote at the Facilities	Timing to Vote at the Facilities
1. Assisted Care Facility	**1.** File letter from CEC to each facility requesting the names and home addresses of its residents	**1.** Compare the list to see who is an eligible voter for the election	**1.** Can begin twenty-nine (29) days before the election. T.C.A. §2-6-601(a).
2. Home for the Aged	**2.** Must be filed no later than 40 days before the election	**2.** From those who are eligible voters in your county, determine the voter's precinct	**2.** Must end five (5) days before the election. T.C.A. §2-6-102(a).
3. Nursing Homes	**3.** Inform facility that the list is for voting purposes only – *the list of names obtained from the facility is not subject to the Open Records Law* The list should contain the name and home address of each individual if the address is different from the licensed facility. (Remember, residents of the licensed facility do not have to change their residential addresses to that of the facility. The voter may remain registered at the last address prior to entering the facility.) If the facility refuses to provide the list of names, contact the Election Division	3. Once the official ballot is prepared, pull the ballots you will need to take with you to the nursing home or prepare your voting machines **4.** Prepare applications for ballot – May be preprinted with voter information – Also, send a few blank ones for newly admitted registered voters **5.** Assemble voter registration applications, change of address forms and/or fail-safe affidavit to send to the facility	*The election commission office is only required to vote at the facility on one occasion during that period of time; you are not required to go to the facility on multiple occasions.* If you go out a second time to one facility, you may have to go out to others. If the nursing home voter does not vote when the CEC comes to the nursing home, the nursing home voter may vote: • During Early Voting OR • On Election Day at his / her polling location • *Not By-Mail*

Details Matter -

If a county does not identify each of the eligible facilities in the county, failure to vote the registered voters of the facility could impact an election and result in a court ordering a new election.

RETRIEVED FROM DEMOCRACYDOCKET.COM

Case 3:20-cv-00374 Document 40-2 Filed 08/12/20 Page 76 of 135 PageID #: 242

Nursing Home Voting Chart

Appointing Deputies to Vote at the Facilities	Voting at the Facilities – Treat Like a Polling Place	Voting at the Facilities – Items to Bring	Voters in Facilities Outside of County
1. Absentee voting deputy appointed by the majority party 2. Absentee voting deputy appointed by the minority party **Appointments are made during a public meeting by the election commissioners** *Unless an emergency exists, the county election commission members may not appoint their close relatives or the close relatives of the AOE to serve as absentee voting deputies.* *Unless an emergency exists, the county election commission members may not serve as absentee voting deputies.*	1. Mark the 100 ft boundary at the facility – T.C.A. §2-7-111 2. Candidates may appoint poll watchers to the facilities in accordance with T.C.A. §2-7-104. *Candidates are not permitted in the facility, within 100' of its entrances, or to assist voters.* 3. The staff at the facility may accompany the deputies in order to identify the residents, but should not enter the room while the voter is voting unless requested by the voter for assistance 4. Persons voting at the facility are entitled to the same assistance as if they appeared on Election Day. T.C.A. §2-6-105 *Any person of the voter's selection **or** if the absentee deputies assist, both deputies of different political parties must attest to the assistance given on the SS-3001 form. T.C.A. §2-7-116*	1. List of eligible voters at the facility 2. Applications for Ballot (SS-3028 or pre-printed) 3. Ballots (by precinct) Early Voting Envelopes **4. Ballot Box with two (2) locks locked by the county election commission members just like the absentee ballot boxes** 5. Supply bag, pens, clipboards **Details Matter:** ***After voting the registered voters at a licensed facility, the absentee voting deputies must return all election materials to the election commission office.***	1. Vote as an absentee voter outside of county or 60 years of age or older. 2. Vote as an absentee voter outside on the permanent absentee voter list *County election commissions do not cross county lines to vote registered voters in facilities outside of the county.* **REMINDER:** Tennessee's photo ID law does not apply to voters who vote in a licensed facility.

RETRIEVED FROM DEMOCRACYDOCKET.COM

Polling Locations

In this time where we trying to accommodate appropriate social distancing you must assess your current sites to determine if they are suitable. Re-visit each polling site to plan the "flow" under the current CDC guidelines. Think about how you would manage lines, how you would setup check-in stations, voting equipment, provisional voting and fail-safe tables, all 6 feet apart. Also consider the storage of extra supplies, such as disinfectant wipes, screen wipes, extra hand soap, and paper towels for bathroom. The preferred method is to vote at your normal polling locations. This is not the time to close polling locations for reasons other than COVID-19 issues. Keep in mind with voters six feet apart and keeping the number of people inside a polling station to a minimum. Lines could potentially be longer than you or any of your voters have ever experienced. It will be imperative we prepare voters for what Election Day could look like. Some AOEs may be able to expand the number of early voting sites or polling locations as well as the hours of operation.

Identify backup locations for each precinct so you know who you can call if your usual site is unavailable. Remember Election Day sites within ½ mile of the precinct boundary do not require approval, or you can pick a site within 3 miles of the precinct boundary with the approval of the Coordinator of Elections.

If you decide to change a polling place, the affected voters will need to be notified by mail. (This requirement does not apply to emergency changes within 10 days of Election Day.) Although combining polling places is now allowed in emergencies, it should be a **last resort** under these circumstances to facilitate social distancing. An example of a justifiable emergency change would be if the location was quarantined because of COVID-19.

RETRIEVED FROM DEMOCRACYDOCKET.COM

AOEs will need to stay in contact with the early voting and Election Day facilities to ensure they can be used. Also, stay in contact with your emergency back-up locations..

The threat of contamination at locations that host early voting and Election Day may cause some facility managers to not want us to use their facility.

Wilson County shared this partial plan of action:

> *Inform the host facilities soon about the precautions and procedures being implemented to protect voters and workers and to protect their facilities from contamination or spread of the virus.*
>
> *Protect the host facilities by providing a disinfectant, deep cleaning after Election Day at all polls and daily during Early Voting at all sites. Clean floors, walls, bathrooms, doors etc. in combination with our other protocols are critical to maintaining a safe environment for the voters and workers during early voting and on Election Day.*
>
> *Respect for the host facilities is required to continue to use them as early voting and Election Day polls. In most cases these facilities have been used for elections at no cost to the county. We must recognize the value these organizations are giving the voters of our county.*

Additional or Alternative Polling Sites

- Churches
    - Even if a church has not allowed use in the past, consider asking them again. They might be more willing to open their space now that they are closed for services.

- Private venues/spaces
    - Many are not open to the public right now for events and activities, but they could be used for essential services.
    - Consider private schools, convention centers, wedding venues, YMCA/indoor gyms.
    - Try to appeal to their sense of civic duty.
    - Tell them this is great media exposure (the county can post on social media, and the venue also can post), and people voting will consider the venue for their own future events.
    - Tell them about the safety measures that will be in place during the elections and assure them that you will sterilize the venue from top to bottom afterwards.
    - Try using Google Maps to identify other big buildings for potential use.

Polling location set-up

Considering what is known about the spread of COVID-19, attention must be given to how polling places are arranged during early voting and on Election Day. From the entrance to the exit, the polling place should be arranged to remove and minimize the risk of contamination to voters and poll officials. To aid in this goal, the following steps should be taken:

RETRIEVED FROM DEMOCRACYDOCKET.COM

- Keep entrance doors open, if possible, to minimize knobs, handles, etc. that voters have to touch.
- Post signs for voters to read while standing in line, including:
    - Directions to have their photo ID and other documents ready
    - Directions to have their mask and gloves on when they enter the voting area if they have them
    - Directions on the check-in and voting process
- Have directions where the voter can go to the bathroom and wash hands. These directions will need to be furnished by the election commission.
- To comply with current CDC guidelines for COVID-19, voters and poll workers need to stay at least 6 feet apart at all times.
- Consider additional space that will be needed for any extra equipment/machines you are purchasing; and additional supplies (cleaning/sanitizing supplies, disposables, PPE for poll workers, etc.).
- Work to maintain the minimum number of people in the polling place as much as possible and keep them 6 feet apart:
    - Evaluate whether moving your sign-in table out into the hall will assist in the social distancing standards.
    - Tape off lines to keep voters the recommended distance apart and post signage reminding voters to keep their distance.
    - Consider placing a poll official outside to distribute numbers and call in voters in small groups or ask voters for their mobile numbers and text when it's their time to come vote. Because this is how some doctor's offices are handling waits, voters may be familiar with this system.
- Spread machines out at least 6 feet a part to allow for privacy and social distancing
    - Depending on availability of power, you may need to use machines with UPS battery backups.
    - If needed, clear shower curtains could be used to divide rooms or provide separation between stations.
- If the building is large but the voting area/room is too small, try to rearrange the area or get a larger room. For example:
    - If the polling site is at a fire station, request that the trucks are moved outside.

- Be aware of potential issues if the fire trucks' lights and sirens go off, though. Seeing emergency lights might deter individuals from voting.
- If the polling site is inside a school, re-visit to ask for the use of the entire gym. Some schools may require the use of mats to protect the gym floor.

- Remember that all new, replacement, and backup polling sites (or even a new configuration within an existing polling site) must still be accessible.
  - Complete **accessibility surveys** for any new polling sites and send them to the State.
  - Order any **supplies** or equipment now needed to make the polling site(s) accessible.
  - If a polling site cannot be made accessible, you must include it in your published **notice** of inaccessible sites.
  - For the August 6 election, the publication deadline is June 22, 2020.
  - For the November 3 election, the publication deadline is September 19, 2020.
- Starting at the entrance to the building (if possible), clearly mark off a single route to the voting area and every 6-foot interval within that route. Below are various supplies that can be ordered to aid in this process:
  - Inside
    1. Social distancing tape



https://www.creativesafetysupply.com/social-distancing-tools/social-distancing-floor-tape/

RETRIEVED FROM DEMOCRACYDOCKET.COM

    2. Social distancing floor signs



https://www.creativesafetysupply.com/social-distancing-tools/social-distancing-floor-signs/

    3. Social distancing strips



https://www.creativesafetysupply.com/safety/social-distancing-strips/

4. A-Frame signs



https://www.creativesafetysupply.com/social-distancing-tools/social-distancing-a-frame-signs/

5. Traffic cones or discs



If possible, have the line/route go past at least one bathroom, where you should post signs encouraging handwashing.

- Outside - In addition to social distancing guidelines, you must keep a long line safe from traffic or cars trying to park.
- In addition to the items above, you can use any of the following:
  1. Chalk
  2. Washable chalk paint
  3. Washable chalk spray

RETRIEVED FROM DEMOCRACYDOCKET.COM

Check-In Process

- The State recommends buying clear Plexiglass/screen barriers to protect both the voter and the workers for election commission offices used for early voting.
- If possible, use disposable pens or pencils for voters checking in and marking paper ballots.
- Minimize the number of documents the voter must sign.
  - During early voting, the voter only needs to sign the pre-populated application ballot that you print. Although it may be helpful for reconciliation there is no requirement for the voter to sign a separate signature list.
  - For counties using electronic poll books in polling places, the voter only needs to sign the application for ballot. There is no requirement for the voter to sign a separate signature list. Although it may be helpful for reconciliation there is no requirement for the voter to sign a separate signature list.
- Poll officials should not handle the voter's photo ID. Poll officials can be trained in one of the following ways:
  - Look at the photo ID across the table without handling it. If electronic poll books with barcode scanners are used, have the voter place their ID on the scanner themselves instead of the poll official, or
  - At the poll book table, place a taped off square on the table. Ask the voter to place their

photo ID on the table in the square, then ask them to step 6 feet away to a spot marked on the floor. A poll worker managing the poll book should look at the photo ID without touching it. If the voter is wearing a protective mask, the poll worker does not need to ask the voter to remove the mask. When the poll worker completes the review, they will ask the voter to step forward and retrieve their photo ID.

Voting on the Machine

- Let the voter show the application to the machine operator so they have the information needed to activate the machine and then let the voter deposit it in a box or on a spindle by the machine.
- Use posters on how to use machines to minimize the need for machine operators to explain. Refer questions to the poster and only have the machine operator approach if the question is unresolved.
- Have options to minimize voter contact with machines
    - To avoid damage to touch screens from cleaning products, voters can use disposable styluses like popsicle/candy sticks or Q-tips, if approved by vendor
    - If voters cannot grip the cotton swab, gloves or even plastic bags could be used as hand coverings.
    - Clear plastic wrap can be pulled over the machine and torn off and replaced after each voter. Be sure and test any potential solution to ensure it will work.
    - If gloves are provided for voters, pre-separate them for quick use.
- Immediately, after each use, follow recommended cleaning practices for your voting system and electronic poll books (if used). Each voting system vendor has provided instructions that are attached to this plan.

RETRIEVED FROM DEMOCRACYDOCKET.COM

Provisional Voters/Fail-Safe Voters

- Set up a separate table to allow voters to complete the required forms from a safe social distancing spot.
- After completing the forms, the voters can place the form and other documents on the table and step back behind a six-foot line marked on the floor.

Accessibility

- Be sure the route/line from parking to voting is accessible.
- If not, you must provide an alternative route.
- Use disposable headset covers for voters using headsets.



- Establish a plan for voters who request assistance.
- Require the election officials assisting to wear a mask, gloves, full-face shield, and protective

gown.
- Make sure you have enough storage and space for all additional supplies and equipment.

Health Risk at the Polling Location

- If there is a health risk (for example, a known case of COVID-19) to a specific site more than 10 days before election starts:
  - Use the backup/alternative location for the precinct.
  - If no backup is available, shut down the exposed polling site and clean from top to bottom with a professional cleaner who uses the correct cleaning material. Work with the media to assure voters and show them all cleaning efforts.
- If there is a health risk (for example, a known case of COVID-19) to a specific site less than 10 days before the election starts and there is not a suitable alternative location available within a precinct, the election commission can create a supersite by moving or consolidating a polling place.
- If there is an exposure during Early Voting or Election Day that causes a site to close,
  - Tell the State immediately.
  - Evacuate all voters and poll workers.
  - Send home all exposed poll workers.
  - Close all entrances immediately, and do not allow any unauthorized people to enter.
  - Call in backup/emergency poll workers to replace the exposed poll workers.
  - Publicize the new location immediately using media, website & social media.

RETRIEVED FROM DEMOCRACYDOCKET.COM

Early Voting and Election Day Checklist for COVID-19 Procedures

<u>Polling Place Facility Considerations</u>

- Keep entrance doors open if possible. Minimize knobs, handles, etc. that voters need to touch.

- Larger rooms or facilities recommended where lines for voters to wait can form with at least 6 feet between voters.

- Larger rooms or facilities are also recommended to help with spacing out the voting process to maintain 6 feet between voters.

- Voters and poll workers should not be allowed to congregate in the building.

- Potlucks and bake sales should not be offered. Communal eating, such as pizza or crock pot dishes, should be avoided. Pre-packaged or single serving food or snacks are acceptable.

<u>Poll Worker Considerations</u>

- People over the age of 65 or with the following underlying health conditions are considered more at risk of serious infection from COVID-19. Underlying conditions that make an individual susceptible include those who have chronic lung disease, moderate to severe asthma, serious heart conditions, immunocompromised status (e.g., poorly controlled HIV/AIDS, cancer patients), and pregnant women. Therefore, focus on recruiting poll workers who do not fall into these categories.

- Poll workers should be screened during early voting and Election Day. They should be asked the

following questions:

1. Have you come in contact with a person known or suspected to have COVID- 19?
2. Have you had a fever in the last 24 hours?
3. Have you had a cough in the last 24 hours?
4. Have you had any difficulty breathing in the last 24 hours?
5. Have you had any unexplained body aches in the last 24 hours?
6. Have you taken any medications that would reduce a fever? (Tylenol, Ibuprofen, Acetaminophen)

If they answer "Yes" to any of the six questions, they should not be allowed to work.

Signage and Line Management

- Signage should be posted outside of building or prominently displayed on a window that reads, "HEALTH ALERT! Do not enter this building if you are experiencing any of these symptoms or have been in contact with anyone with these symptoms: shortness of breath, sore throat, achiness, fever (100.4F), nasal congestion, or cough." Voters who are unable to enter can be offered the opportunity to vote at the election commission office.

- A greeter could also be used to ask voters these questions as they enter the building or voting area.

- Where lines form, use tape on the floor or other markers every 6 feet to show where voters should stand to maintain proper social distancing.

- Signs should be placed in the polling place where lines form that reads: "Please exercise proper social distancing while voting by maintaining at least 6 feet between yourself and other voters and poll workers."

- Limit the number of people allowed in the building to allow for proper social distancing and avoid crowding.

- Have a greeter managing the number of people allowed in the building at any one time and then showing them how to form a line using proper social distancing spacing.

- Signs could also be used throughout the voting process; for example, signage at the poll book about the process to follow. "Place ID on square on table and step back behind the line."

- If there are children with the voter, see if there is an alternative to bringing the children in to the polling place (ex. two parents voting take turns while one stays outside with the kids).

Hand Hygiene for Voters and Poll Workers

- When sanitizing product is applied to hands or surfaces, it is most effective when it is allowed to air dry and is not wiped. Do not blow on hands or surfaces to dry.

- Upon a voter entering the building, they should sanitize their hands using a hand wash station,

RETRIEVED FROM DEMOCRACYDOCKET.COM

hand sanitizer, or alcohol spray sanitizer.

- After casting their ballot, voters should sanitize their hands using a hand wash station, hand sanitizer, or alcohol spray sanitizer.

- If feasible, poll workers should break to wash their hands or apply sanitizer every 10 minutes. Using soap and water to clean hands for at least 20 seconds is the preferred method.

- Poll workers should also avoid touching their eyes, nose and mouth – even when wearing gloves.

Poll Watchers

- Poll watchers must observe social distancing standards.

- Poll watcher areas should be established at least 6 feet away from voters, poll workers, and other poll watchers.

- Poll watchers should be offered hand sanitizer upon entering the facility and upon leaving.

- Poll watchers should be asked the same screening questions as those asked of poll workers.

Cleaning Surfaces

- Surfaces, such as tables, doorknobs, and voting booths should be wiped down every 10 minutes with either a 70%+ isopropyl alcohol or 60%+ ethanol alcohol cleaner.

- Touch screens on voting equipment or electronic poll books should be cleaned after each voter, or as often as feasible (every 10 minutes). Only 70%+ isopropyl cleaning wipes should be used on touch screens. Cleaning shall be done in accordance with vendor provided cleaning instructions.

- Pens used by voters to sign the poll book or mark their ballot should either be sanitized between each use, taken by the voter or disposed of.

Polling Place Process Considerations

- At the poll book table, place a taped off square on the table. Ask the voter to place their photo ID on the table in the square, then ask them to step 6 feet away to a spot marked on the floor. A poll worker managing the poll book should look at the photo ID without touching it. It is not necessary to ask a voter who is wearing a protective mask to remove the mask. When the poll worker completes the review, they will ask the voter to step forward and retrieve their photo ID.

- The poll book or application to vote should be slid forward on the table, and the poll worker should step back when the voter approaches to sign. Signature guides should be used to indicate where the voter signs. The guides need to be sanitized after every 10 voters.

- Set up a separate table for provisional voters and fail-safe voters. Voters can complete the required forms from a safe social distancing spot and then place the form and other documents on the table

RETRIEVED FROM DEMOCRACYDOCKET.COM

and step back behind a six-foot line marked on the floor.

Signage (sign designs will be provided at later date):

1) Health Alert sign – Post at the entrance and in the windows to the polling place or room used for voting.

2) Social Distancing sign – Post anywhere where you expect lines to form to remind voters of social distancing standards.

3) Poll Book Table sign – Post at the poll book table. You should also post it at the entrance of the voting room and at places where a line may form, or voters may wait so voters are aware of the 6-foot line and expected procedures.

Thinking Outside the Box

- If disposable styluses are not available, use disposable plastic wrap to cover the voter's fingers while voting.
- Have a "take a number" queue. This means having voters wait in their vehicle and using a messaging system to notify voters when it is their turn to come in the polling place. Large dry erase boards or electronic marquee (where available) could be used to notify voters.

RETRIEVED FROM DEMOCRACYDOCKET.COM

Early Voting Schedule

Evaluate your early voting schedule to make sure you are maximizing opportunities to spread out turnout. If you are a county that is typically open from 9 to 12 on weekdays, could you move one or more days each week to the afternoon/early evening to catch voters who usually would not have a chance to vote early? If you are using satellite sites, can you offer additional hours or days? Like grocery stores, can you have suggested time periods for seniors/higher risk voters to vote (but any voter who appears during this time will get to vote)? We strongly recommend expanding locations and times within current law, particularly for the higher-turnout November Election.

General Best Practices Quick List

- Using vendor-approved cleaning solution, wipe down pollbooks and voting machines after each usage. (See directions from your specific vendor)
- Do not directly wipe down the touchscreens, as it may damage the screen or buttons.
- If available, have voters use disposable styluses. Q-Tips may be used.
- Strategically place voting stations at least 6 feet apart to maintain safe distance.
- Set up tables and voting systems using the 6 feet distancing model.
- Set up tables at doors with hand sanitizer for voters to use before entering voting room.
- Ensure adequate hand sanitizer is available for polling officials throughout the day.
- Use signage to inform voters of the 6 feet distancing practice.
- Mark the 6 feet distancing using tape or fluorescent chalk.
- Contact and work with local EMA/rescue squad organizations and government entities about signage, barricades and other resources to assist in managing traffic, long lines and general crowd control.
- Prominently Post "Health Alert" signs reminding voters experiencing symptoms of COVID-19

not to enter the polling place, but to call the election commission for instructions on voting. Post the signs outside the building and on windows. For voter who admits to having symptoms, have a separate location such as the election commission.

- Ensure bathrooms are supplied with soap, water and drying materials for poll workers and voters.
- Be prepared for increase in provisional voting from voters to whom you issued an absentee ballot, but who come to vote in-person.
- Keep entrance doors open if possible. Minimize knobs, handles, etc. that voters need to touch.
- Limit nonessential persons.
- Conduct time-studies. Knowing how long it takes ballots (for example) to get through each stage of the process will help you make better decisions about how to staff and where to shift your resources (people) when processing at peak demand.
- Use letter openers to open absentee envelopes to minimize contact with envelopes. Larger counties may want to use envelope slicer. (Caveat - Envelope slicers do not work well with self-adhesive envelope flap.) When using either letter openers or envelope slicer, be careful not to cut ballot.
- Use colored mail trays for each stage of the process or use large colored mail tray labels.
- Regarding photo ID, have the voter place the photo ID face up on the table and then step back to a pre-marked spot on the floor 6 feet away from the table. Have the poll worker find the voter in the voter list without touching the photo ID. Compare the photo ID with the individual. It is not necessary to ask anyone wearing a protective mask to remove the mask. After finding the voter, the voter will step up to the table to sign the poll book and pick up the photo ID. Clean the area after each voter picks us their photo ID. Have signage outlining this process.
- Promote early voting to take the strain off Election Day workers.

RETRIEVED FROM DEMOCRACYDOCKET.COM

Budget

Historically, election officials have been excellent stewards of the federal dollars taxpayers have entrusted with us. Admittedly, we are in a worse position than most states for an increase in absentee by-mail ballots because we are on the extreme lower end of people voting by-mail. Local election commissions are being asked to cut their budgets at a time when the election is going to cost substantially more. Fortunately, we have federal funds for this rainy day. Most of the funding for the improvements will come from the CARES Act.

CARES Act

On March 27, 2020, President Donald J. Trump signed the Coronavirus Aid, Relief, and Economic Security Act (CARES Act) into law. The Act includes new HAVA emergency funds made available to states to prevent, prepare for, and respond to the COVID-19 for the 2020 federal election cycle. These funds are for this election year and must be spent by December 31, 2020.

The U.S. Election Assistance Commission (EAC) has previously provided guidance on allowable uses of funds related to the pandemic. Those allowable uses include, but are not limited to:

- Printing of additional ballots and envelopes for potential higher levels of absentee or vote by-mail processes

- Registration List Activities to improve the accuracy and currency of registrant addresses
- Upgrades of statewide or local databases to allow for online absentee or mail ballot requests or change of address
- Additional mailing and postage costs, including ballot tracking software
- Acquisition of additional voting equipment, including high speed or central count tabulators and hardware and software associated with signature comparison of returned absentee or mail ballots
- Temporary elections office staffing
- Cleaning supplies and protective masks and equipment for staff and poll workers in early voting, vote center, or Election Day polling places
- Overtime salary and benefit costs for elections staff and poll workers
- Training of poll workers on sanitization procedures for in-person voting
- Public communication of changes in registration, ballot request options, or voting procedures, including information on COVID-19 precautions being implemented during the voting process
- Mailings to inform the public on changes or determination of procedures of COVID-19 precautions, options in voting, and other voting information
- Pre- and post-election deep cleaning of polling places
- Leasing of new polling places when existing sites must be closed
- Additional laptops and mobile IT equipment
- Additional automated letter opening equipment

This list is not exhaustive, and we may encounter other costs. We will work with the EAC to determine allowable costs within the parameters of the CARES Act.

The CARES Act requires that states receiving funding under the Act "shall provide to the Election Assistance Commission, within 20 days of each election in the 2020 Federal election cycle in that State, a report that includes a full accounting of the State's uses of the payment and an explanation of how such uses allowed the State to prevent, prepare for, and respond to coronavirus." We will provide reports to the EAC by August 26 after the August 6 primary election and by November 23 after the November 3 general election.

RETRIEVED FROM DEMOCRACYDOCKET.COM

The state will be responsible for procuring gloves, masks, gowns, face shields, and sanitizer as well as millions of absentee by-mail envelopes. For the counties, each county will receive up to fifty (50) cents for every registered voter for the August election and one (1) dollar for every registered voter in the county in grant money. AOEs will have to evaluate how to spend the money within CARES Act guidelines. This money may be used to fund additional employees and costs associated with conducting an election under circumstances caused by COVID 19. More funds may be granted on an as needed basis and based on funds availability. We want to make sure counties have the funds required to be successful.

Daily Tasks

Election Office Hours: Election officials are required to maintain certain office hours related to their election duties. If your office is closed for public health reasons or you are unable to be at your office during the mandatory office hour timeframe, you must post information on how to get in contact with you or your staff for election related information. This may include posting phone numbers, an email address that can receive public inquiries, or even a mailing address that can receive written requests for information. Assign someone to answer the phone and periodically check for voicemails, emails, or mail.

Working remotely requires strict adherence to security protocols to protect voter information. If you have

satellite voting sites, you may be able to use a similar setup to do some tasks remotely. Not all tasks can be performed remotely, like transfers and downloading OVRs. Be sure you have access to backups if your office is quarantined.

For those in the office but in a building that is closed: Post a phone number someone will answer on outside doors or place a bell call outside of your office and operate by appointment as much as possible.

Comply with public health guidance when handling mail:

- Wear gloves, use letter openers, wash hands frequently
- To the extent practicable, let mail remain untouched for a day or two to give virus additional time to die on surface
- Designate one spot in your office to process mail
- Make copies or scans of documents you receive and work with them instead of the originals

Voter Registration Procedures

Stay-at-home orders and office closures may impact voters seeking to obtain voter registration applications. There are several existing options that you should encourage voters to utilize.

Online Voter Registration System: Voter registration, change of address, or name change because of marriage or divorce may be done online if the person has a signature on file with the Tennessee Department of Safety and Homeland Security at GoVoteTN.com.

Printed Voter Registration Applications: If a voter has access to a printer, the voter can print an application from GoVoteTN.com. This application can be completed and mailed to the applicable county election commission.

Voter Registration Application Request: If a voter does not have access to a printer, the voter can request that a blank voter registration application be mailed directly to the voter.

RETRIEVED FROM DEMOCRACYDOCKET.COM

Cybersecurity Concerns

Cyber-security Impacts: If your county is affected by a widespread quarantine or outbreak of COVID-19 your office staff might be mandated to work remotely. In addition, the volume of voters that will start to utilize your internet-based resources will increase. During a crisis, bad actors may try to capitalize on the circumstances to take actions that could compromise the security of your election commission's office. Please remain vigilant about following best practices related to cybersecurity and election security.

Service Interruption: Networks are normally built to sustain high volume traffic, but the magnitude of the COVID-19 crisis presents an increased risk that systems may become compromised. An abnormal increase in network traffic could be misinterpreted as a DOS (Denial of Service) attack which could shut down networks depending on the type of security implementation. This increase may also affect early voting satellite sites or vote centers.

Phishing emails: You have been trained multiple times on phishing emails. Remember - think before you click.

Passwords: Use strong passwords and keep those passwords hidden from disclosure. IT security experts

strongly discourage sharing passwords.

Ransomware: Cybercriminals can infect the computers of government agencies before demanding that they pay a ransom for an encryption key that will free their locked files and records. Ransomware can lock up databases preventing polling places from verifying eligibility and confirming that voters are in the right districts/precincts. Having recent and updated electronic backup of the election database is critical in this situation.

Voter Registration Scams: Voter registration procedures are not conducted over the phone. Be aware of scams that are targeted to steal personally identifiable information from voters and/or election workers. It is especially important not to provide personal information of voters or election workers over the phone if your office is solicited in this manner.

Miscellaneous

Alternate Polling Locations

The AOE shall identify an alternate polling location that can be utilized if a polling location becomes unavailable on Election Day and contact the Coordinator of Elections for approval. Ensure that voting equipment is tested and functions properly or that enough paper ballots are available at the alternate site.

The officer shall contact the county election commission immediately if a polling location cannot be used on Election Day. State law permits the election commission with the approval of the Coordinator of Elections to consolidate polling places within 10 days of an Election Day in an emergency. If no alternative suitable site is available within a precinct, the county election commission may create emergency supersites by moving an unsuitable or unavailable polling place to another polling place in the county. To the extent practicable, the county election commission should choose the nearest available and suitable polling place. The county election commission may designate the county election commission office or other centrally located site or sites for voting by any voter in the county. The county election commission must provide notice of any changes as widely as possible under the circumstances using the media, county election commission website if the county maintains a website, Secretary of State's website, and if possible, signage at each affected polling place.

RETRIEVED FROM DEMOCRACYDOCKET.COM

Emergency is defined as an occurrence, or threat thereof, whether natural, technological, or manmade, in war or in peace, that results in a polling place being unavailable or unsuitable for voting. A natural threat includes disease, outbreaks, and epidemics.

Contact information

The officer shall have a list of contact information. Such list shall include contact information for other poll officials, election commission staff, polling location facility point person, and emergency personnel.

Extra ballots

The AOE shall have an adequate supply of spare ballots. The AOE shall use these ballots at a polling location that requires additional paper ballots.

Emergency supplies

The AOE shall supply emergency supplies for each polling location and provide these to each officer. These emergency provisions shall include, but are not limited to, at least two flashlights, a first aid kit and manual, and extra batteries.

Review of polling locations

One month prior and within one week of Election Day, the AOE or staff shall contact the facility management staff responsible for each polling location, visit each polling location to ensure the location can be accessed, and review the status of the polling location to ensure that all materials are in proper working order. Within one day of the election, ensure that the appropriate person is available to open the polling location, or the officer has obtained the key to the polling location.

Severe weather alert

Starting 10 days before and every day thereafter until Election Day, the AOE shall review the National Weather Service reports. If severe weather is likely to be present on Election Day, the AOE shall be prepared to conduct the election under an emergency contingency plan.

RETRIEVED FROM DEMOCRACYDOCKET.COM

Officer duties prior to opening

The officer of elections plays a critical role in the polling place and has multiple tasks throughout the Election Day. However, the officer is only one person. If an emergency occurs, the officer will need assistance to ensure a safe outcome. Therefore, prior to opening the polls, the officer must do the following:

- Designate another poll worker to oversee the execution of any emergency procedure, in the event the officer is unavailable or otherwise incapacitated.
- Assign accountability for securing voting materials during an emergency. The officer shall instruct the poll worker assigned accountability for securing the voting materials that such poll worker shall secure such materials in the event of an emergency to the extent permitted by time and conditions.
- Point out the location of fire extinguishers, fire alarms, emergency exits, the place of shelter and a predetermined assembly point outside of the polling location.
- Ensure that all emergency exits are free of obstructions.
- If available, identify two fully charged cell phones that shall be used in case of an emergency.

Shortage or absence of poll workers

In the event of a shortage of poll workers, the officer shall perform each of the following:

(1) Immediately notify the election commission
(2) Upon the arrival of any replacement poll worker, familiarize the replacement poll worker with the polling location.
(3) Notify the election commission when the replacement poll worker has arrived or if the replacement poll worker has not arrived in a reasonable amount of time.

Replacement of Officer

If an officer cannot serve, a back-up officer should be available.

Long lines at polling location

In the event of long lines at a polling location, the officer shall perform each of the following:

(1) Determine if additional lines should be created to alleviate the waiting time.
(2) If it has been determined that additional lines are appropriate, consult with the election commission to determine if additional poll workers from the replacement pool of poll workers should be deployed to the polling location.

Evacuation procedure

If a polling location needs to be evacuated, the officer shall perform each of the following:

(1) Alert all individuals present of the emergency and direct them to the predetermined assembly point.
(2) Get a headcount and use this headcount to make certain everyone present is evacuated from the polling location.
(3) Identify any individuals with disabilities and ensure that they receive assistance, if needed, to evacuate the polling location.
(4) Secure voting equipment and materials, if possible.
(5) If the emergency has been resolved, consult with the emergency personnel and the election commission to determine if the polling location can be re-entered.
(6) If the polling location can be re-entered, first notify the poll workers to return. Then, notify the voters that they can enter the polling location.
(7) If it is determined that an alternate location should be utilized, provide poll workers and any voters who have not yet voted with the address of the alternate location.

RETRIEVED FROM DEMOCRACYDOCKET.COM

Loss of power at the polling location

If the polling location loses power, the officer shall perform each of the following:

(1) Alert everyone present to the situation.
(2) Contact the election commission.
(3) In a polling place where DREs are used, if machines are not connected to backup power sources, follow standard shut down procedures before the batteries run out and transition to paper ballots.
(4) Contact the facility management staff for the polling location to determine whether they can assist with addressing the outage.
(5) Find an alternate source of light, such as the flashlights provided with the emergency provisions that can be used to continue voting until power is restored.
(6) If it is feasible, consider using an area of the building where natural light is available or temporary lighting can be directed.
(7) If the backup power supply for the voting machine has been depleted, connect a generator.
(8) If the generator is unavailable or runs out of power, continue voting using paper ballots.

Medical emergency procedure

In the event of a medical emergency at the polling location, the officer shall perform each of the following:

(1) Contact emergency services and follow the instructions given by emergency personnel.
(2) Stop voting operations until an assessment of the situation can be made.
(3) Determine if there is a doctor, nurse, emergency medical technician or other certified first aid provider in the polling location that may be able to assist the ill or injured person.
(4) Keep the ill or injured person as comfortable as possible while waiting for emergency personnel to respond. Do not attempt to move the ill or injured person unless instructed to do so by a certified first aid provider or emergency personnel.
(5) Provide the responding officer or medical personnel with the details of what happened to the ill or injured person.
(6) Contact the election commission in a reasonable time.

Smoke, fire or active alarm procedure

In the event of a smoke, fire, fire alarm or other activated alarm, the officer shall perform each of the following:

(1) Activate the fire alarm, if it is not already activated.
(2) Alert everyone present to the nature of the situation.
(3) Evacuate the polling location.
(4) Contact emergency personnel.
(5) Consult with the emergency personnel and election commission to determine if original polling location can be utilized.
(6) If the polling location can be re-entered, first notify the poll workers to return. Then, notify the voters that they can enter the polling location.
(7) If it is determined that an alternate polling location should be utilized, provide poll workers and any voters who have not yet voted with the address of the alternate location.

RETRIEVED FROM DEMOCRACYDOCKET.COM

Gas leak procedure

In the event of a gas leak, the officer shall perform each of the following:

(1) Immediately evacuate the polling location. To limit the possibility of an explosion, warn poll workers and voters not to use telephones, fire alarms, light switches and appliances when gas is detected.
(2) Once safely outside of the building, alert emergency services, election commission, and the gas company.
(3) Wait for the gas company representative and emergency personnel to arrive in order to assess the situation and determine the viability of continuing voting operations.
(4) Consult with the responding gas company representative, emergency personnel and election commission to determine if original polling location can be utilized.
(5) If the polling location can be re-entered, first notify the poll workers to return. Then, notify the voters that they can enter the polling location.
(6) If it is determined that an alternate location should be utilized, provide poll workers and any voters who have not yet voted with the address of the alternate location.

Disorder at the polling location procedure

In the event of disorder in or around the polling location, including, but not limited to, unlawful protesting, threats of violence or rioting, the officer shall contact emergency services immediately and then follow any instructions provided by emergency personnel. Also, notify the election commission.

Disaster procedure

In the event of any disaster, natural or otherwise, including, but not limited to, chemical emergencies, dam failures, earthquakes, exposure to hazardous materials, floods, extreme heat, tornados, or severe winter weather, the election commission shall follow the emergency contingency plan.

Security threat procedure

In the event of any security threats near the polling location, including, but not limited to, the discovery of a suspicious object, a bomb threat, an explosion, a biological threat, or a chemical threat, the election commission shall follow the emergency contingency plan.

State Staff Plan

RETRIEVED FROM DEMOCRACYDOCKET.COM

The Division consists of only eight employees. The office will develop frequently asked questions (FAQs) and answers from voters, media, and election officials. Staff will have regular meetings to discuss questions being raised. This coordination will ensure answers are uniform and being widely distributed. We will be spending millions of dollars in a short time within strict guidelines from both the federal and state government. Therefore, we have designated a person in the Department of State's fiscal division who will take an expanded role in procuring and paying for expenditures related to conducting the election. Support staff will assist in multiple areas as this will be an all-hands-on-deck expectation and requirement. We may need to hire someone to assist with logistics as shipping supplies has become a challenge with safer-at-home orders in place and the supply chain being disrupted.

Training

Normally, the state conducts comprehensive in-person training in June. We have rearranged our training schedule and training will be conducted during April, May, and June. Training will be given by conference calls, videos, and WebEx. Topics already identified for training are as follows:

- Poll official and voter safety
- Poll official recruitment
- Absentee by-mail
    - Staffing needs
    - Space needs
    - USPS requirements
    - Signature verification
    - Counting Board Procedures
    - Reporting Absentee Totals
- Educating the Public
- Legal Notices
- Poll Watchers
- Funding

Engaging the Public

To succeed in engaging the public, it is necessary to have a good working relationship with state and local media, organizations and local election officials. We recognize that state and local election officials are the trusted sources of election information. During this election, we cannot allow untrustworthy sources to distribute confusing or erroneous information to the public. We will allocate the necessary time to continue to build upon the relationships we have already established with all three key groups. Julia Bruck, Director of Communications for the Office of Tennessee Secretary of State, will be extremely helpful in working with the media. All Division media contacts will be funneled to Ms. Bruck in order to have an organized and orderly media process.

We have identified 1.4 million registered voters who are 60 years or older, (over 30% of Tennessee's registered voters) which enables them eligible to vote by- mail. This group has been identified as a high-risk group by the CDC so we will have a strong media campaign informing them they are eligible to vote absentee by-mail. Increasing absentee by-mail ballots by this group will also decrease the foot traffic at polling locations.

As part of the communications plan, every voter 60 and older will be mailed information about absentee voting. This guide will be mailed to a household in order to keep costs low. Furthermore, working with churches, non-profits, etc. to help inform voters will be a priority. While our engagement efforts will be broad, we will particularly focus our efforts on groups and organizations that serve seniors across our state. Press releases and general news stories will be of great assistance in reaching the public with useful voting information. As the election gets closer, the media will want to report on our efforts.

RETRIEVED FROM DEMOCRACYDOCKET.COM

Recruitment of poll workers may be our biggest challenge. During our outreach campaign we must take advantage of every opportunity to remind the public that counties are hiring poll workers. As discussed in the plan below, a new law change increased the eligible pool of workers. This will be a significant help to our recruitment efforts.

Potential Ways to Get the Word Out – Thinking Outside the Box

We are looking to partner with organizations that are outside of the elections community to increase access to election information. Organizations and methods, used for this purpose are as follows:

- Libraries, including partnerships with TSLA
- Robocalls
- Banks
- Community Centers
- Church Announcements
- Payroll Checks/Statements issued to Private and Public employees
- Community Newsletters
- Utility Bills
- County Officials' communications with taxpayers (renewal notices, registering of deeds, etc.)

Disability Groups

Staff will set up a meeting so we can discuss the procedures being taken to assist voters with disabilities. The meeting will be with organizations that represent individuals with disabilities. We will ask if they will

allow us to create an informational piece that they can then place in their newsletters or transmit electronically. By far, this is the best way to communicate with voters with disabilities. These organizations do a fantastic job of working on behalf of their clients.

Media Awareness

Ms. Bruck will monitor media reports. Sometimes op-eds, news articles, tweets, etc.…have misinformation. We will be prepared to respond as needed to clarify these inaccuracies. Periodically, we will provide press releases to state media contacts. Furthermore, we will provide sample press releases for local AOEs to be printed in local media and played on local radio stations. Public Service Announcements will be a tool we will use throughout the election cycle.

Website Enhancement

Since we anticipate more people will vote absentee by-mail we will enhance our absentee by-mail section. Also, we will have a countdown clock for important deadlines that need to be met.

Media Draft Plan Through August Coordinated with Local Election Commissions

We are currently working to develop on a partner distribution list of non-profits, religious, and government organizations statewide. We will also encourage counties to get inserts in local community publications. This effort will culminate in August and resume in preparation for the November election.

RETRIEVED FROM DEMOCRACYDOCKET.COM

<u>May Action Items:</u>

Message 1: Know your absentee by-mail ballot facts.
Message 2: It's easy to safely register to vote online. Register today at GoVoteTN.com.
Message 3: We need poll workers.

Videos:

- "How to request and who can request an absentee by-mail ballot."
- "How to fill out an absentee by-mail ballot request form."
- "Serving as a poll official."

Website:

- We plan to update the website with an increased focus on voting absentee by-mail and poll worker information.

Press Release:

- We plan to create press releases about voting absentee by-mail, and poll worker recruitment.

Social Media:

- Create graphics focused on voting absentee by-mail facts, poll worker recruitment, and online voter registration.

Your Vote Matters Partners (Leverage these relationships to help share our message)

- Work with partners to share information about voting absentee by-mail, poll worker recruitment, and online voter registration.
- Content could include PSA videos, newsletter information, and social media content..

Digital and Print Advertising:

- Research opportunities for digital and print ad placement, including traditional media and social media.

Direct Mail:

- Explore direct mail options about voting absentee by-mail eligibility.

<u>June Action Items:</u>

Message 1: Know your absentee by-mail ballot facts.
Message 2: Register to vote for the August election? Register online today at GoVoteTN.com.
Message 3: We need poll workers

Press Releases:

- Poll worker recruitment
- Absentee by-mail ballot information
- Online voter registration information

Social Media:

- Share videos, graphics, and copy about poll worker recruitment, absentee by-mail facts, and online voter registration.

Digital and Print Advertising:

- Research opportunities for digital and print ad placement, including traditional media and social media.

Radio PSA:

- Explore options for PSAs about voting absentee by-mail, poll worker recruitment, and online voter registration.

RETRIEVED FROM DEMOCRACYDOCKET.COM

Your Vote Matters (Leverage these relationships to help share our new message)

- Work with partners to share information about voting absentee by-mail, poll worker recruitment, and online voter registration.
- Content could include PSA videos, newsletter information, and social media content.

<u>July/August Action Items:</u>

Message 1: Know before you go vote.
Message 2: Absentee by-mail ballot facts.
Message 3: Vote early with precautions being taken for voter safety.

Press Releases:

- Online voter registration information
- Early voting information
- Election Day information
- Absentee by-mail ballot information

Social Media:

- Share videos, graphics and copy about poll worker recruitment, absentee by-mail, online voter registration, early voting and Election Day.

Digital and Print Advertising:

- Research opportunities for digital and print ad placement, including traditional media and social media.

Radio PSA:

- Explore options for PSAs about voting absentee by-mail, poll worker recruitment, and online voter registration.

Your Vote Matters (Leverage these relationships to help share our new message)

- Work with partners to share information about voting absentee by-mail, poll worker recruitment, and online voter registration.
- Content could include PSA videos, newsletter information, and social media content.

Additional Resources

https://www.nased.org/covid19

https://www.tn.gov/governor/covid-19.html

https://www.cdc.gov/coronavirus/2019-ncov/hcp/ppe-strategy/burn-calculator.html

https://www.cdc.gov/coronavirus/2019-ncov/community/election-polling-locations.html

https://www.fvap.gov/covid-19

https://www.nass.org/resources/issue-briefing-election-emergencies-covid-19

https://www.cisa.gov/covid-19-and-elections

https://civicdesign.org/tool-kit-for-scaling-up-vbm/

https://static1.squarespace.com/static/5a665c98017db2b60bc22084/t/5e8f42e95ae63f66b3ab1a26/1586447081587/Inbound-Ballot_Process_final.pdf

https://static1.squarespace.com/static/5a665c98017db2b60bc22084/t/5e8f430052f1a1428efab940/1586447104416/Outbound_Mail-Ballots_final.pdf

U.S. Election Assistance Commission Videos (Very helpful tips from other election professionals who have experience with significant by-mail ballots)

https://www.youtube.com/watch?v=GSvJX0_ln-A

https://www.youtube.com/watch?v=H9TeKknZt80

https://www.youtube.com/watch?v=CXWi11kwmzI

RETRIEVED FROM DEMOCRACYDOCKET.COM

https://www.youtube.com/watch?v=8M-B30pBmxQ

https://www.youtube.com/watch?v=CvbP7K4-VoE&t=31s

Warning found on EAC website

Optical Scan/ Hand Sanitizer WARNING!

If you plan to offer information regarding the use of hand sanitizers at voting precincts, I offer the follow suggestion. Never let a voter use hand sanitizer just before they are handed a ballot. In 2009, amid the flu epidemic and concern for minimizing the spread of germs, we sent hand sanitizer out to each voting precinct. A voter dispensed a big dollop on her hands just before she was given her ballot. Her ballot became damp from the sanitizer product left on her hands which in turn became jammed in the optical scan machine when she deposited it. Not only did it jam to the point that we could not readily remove the ballot, it tore into pieces that got into other parts of the machine. Despite waiting for the residue to evaporate and attempting to remove the remains of the ballot, the machine was down for the rest of the day. Only 15 minutes before the close of the polls, the technicians were finally able to clear the slot. The machine had to be sent off for repair and cleaning.

Problems have been seen whenever the card stock that ballots are printed on become damp for any reason. We even caution our officers on rainy elections to ensure voters dry their hands well before handling a ballot.

Penny Limburg, General Registrar City of Bristol VA

Conclusion

This election will create a challenge for state and local election officials to administrate. This plan is a road map to assist Tennessee's voters and poll officials to vote safely under existing Tennessee law.

RETRIEVED FROM DEMOCRACYDOCKET.COM

Acknowledgements

Office of the Secretary of State

Secretary of State Tre Hargett

Coordinator of Elections Mark Goins

Beth Henry-Robertson,

Assistant Coordinator of Elections

Steve Griffy, AES Systems Administrator

Kathy Summers, Elections Specialist

Andrew Dodd, HAVA Attorney

Jessica Lim, Elections Attorney

Carson Cook, Business Intelligence Specialist

Britney McDaniel, Executive Assistant

Administrators of Elections

Lori Atchley, Sumner County

Josh Blanchard, Cocke County

Jason Booher, Sullivan County

Alex Britt, Weakley County

James Brown, Monroe County

Kim Buckley, Madison County

Donna Burgner, Greene County

Susie Davenport, Warren County

Jill Davis, Cumberland County

Tom Davis, Rhea County

Barry Doss, Macon County

Alan Farley, Rutherford County

Anita Fowlkes, Dyer County

Pam Frejosky, Cheatham County

Jeff Gardner, Hamblen County

Yvonne Gibbs, Smith County

Charles Gibson, Jefferson County

DeLaina Green, Henry County

Fran Green, Bradley County

Chad Gray, Williamson County

Susan Harrison, Loudon County

Charles Holiway, Roane County

Summer Leverette, Bedford County

Lori Lott, Crockett County

Judy McAllister, Meigs County

TeAnna McKinney, McMinn County

Amber Moore, Hardeman County

Linda Phillips, Shelby County

Annette Pulley, Houston County

Jeff Roberts, Davidson County

Andrea Smothers, Haywood County

Dennis Stanley, DeKalb County

Kerry Steelman, Hamilton County

Mark Stephens, Anderson County

Craig Story, Overton County

Kathy Vest, Chester County

Phillip Warren and Deputy Tammy Smith, Wilson County

Lisa Wheeler, Bledsoe County

Joey Williams, Fentress County

Vendors

Adkins Election Services

Dominion Voting Systems

Election Systems & Software

Harp Enterprises, Inc.

Hart InterCivic Voting System

MicroVote

Unisyn Voting Solutions

RETRIEVED FROM DEMOCRACYDOCKET.COM

ADDENDUM

RETRIEVED FROM DEMOCRACYDOCKET.COM

Check-In Protective Shield



RETRIEVED FROM DEMOCRACYDOCKET.COM

The Check-In Protective Shield is a clear barrier placed at voter check-in stations. It is designed to support public health measures at polling places.



RETRIEVED FROM DEMOCRACYDOCKET.COM

EASY SET UP
Snap each leg into the plastic foot to assemble.

COMPATIBILITY
Accomodates ES&S, KnowInk, Tenex and paper pollbooks.

SANITIZING
Surfaces should be cleaned with 70% isopropyl alcohol.

PACKED DIMENSIONS
- Includes two shields
- 48″ x 34″ x 4″

$149.95 per shield, sold in packs of two



3.0.0 | © 2020 Election Systems & Software, LLC

Centers for Disease Control and Prevention

Coronavirus Disease 2019

Recommendations for Election Polling Locations

Interim guidance to prevent spread of coronavirus disease 2019 (COVID-19)

Updated March 27, 2020

Summary of changes:

- Encourage moving election polling locations away from long term care facilities and facilities housing older persons to minimize COVID-19 exposure among older individuals and those with chronic medical conditions.
- Updated EPA COVID Disinfectant link.

Background

There is much to learn about the novel coronavirus (SARS-CoV-2) that causes coronavirus disease 2019 (COVID-19). Based on what is currently known about SARS-CoV-2 and about similar coronaviruses, spread from person-to-person happens most frequently among close contacts (within about 6 feet). This type of transmission occurs via respiratory droplets. Transmission of SARS-CoV-2 to persons from surfaces contaminated with the virus has not been documented. Transmission of coronavirus in general occurs much more commonly through respiratory droplets than through contact with contaminated surfaces. Current evidence suggests that SARS-CoV-2 may remain viable for hours to days on surfaces made from a variety of materials. Cleaning of visibly dirty surfaces followed by disinfection is a best practice measure for prevention of COVID-19 and other viral respiratory illnesses in election polling locations.

RETRIEVED FROM DEMOCRACYDOCKET.COM

Purpose

This guidance provides recommendations on the routine cleaning and disinfection of polling location areas and associated voting equipment (e.g., pens, voting machines, computers). It suggests actions that polling station workers can take to reduce the risk of exposure to COVID-19 by limiting the survival of the virus in the environment. This guidance will be updated if additional information becomes available.

Definitions:

- *Community settings* (e.g. polling locations, households, schools, daycares, businesses) encompass most non-healthcare settings and are visited by the general public.
- *Cleaning* refers to the removal of dirt and impurities including germs from surfaces. Cleaning alone does not kill germs. But by removing them, it decreases the number of germs and therefore any risk of spreading infection.
- *Disinfecting* kills germs on surfaces. Disinfecting works by using chemicals to kill germs on surfaces. This process does not necessarily clean dirty surfaces or remove germs. But killing germs remaining on a surface after cleaning further reduce any risk of spreading infection.

Actions for elections officials in advance of election day

- **Encourage voters to use voting methods that minimize direct contact with other people and reduce crowd size at polling stations.**
  - Encourage mail-in methods of voting if allowed in the jurisdiction.
  - Encourage early voting, where voter crowds may be smaller throughout the day. This minimizes the number of individuals a voter may come in contact with.
  - Encourage drive-up voting for eligible voters if allowed in the jurisdiction.

- Encourage voters planning to vote in-person on election day to arrive at off-peak times. For example, if voter crowds are lighter mid-morning, advertise that in advance to the community.
- Encourage relocating polling places from nursing homes, long-term care facilities, and senior living residences, to minimize COVID-19 exposure among older individuals and those with chronic medical conditions.
- Consider additional social distancing and other measures to protect these individuals during voting.

Preventive actions polling workers can take

- **Stay at home if you have fever, respiratory symptoms, or believe you are sick**
- **Practice hand hygiene frequently**: wash hands often with soap and water for at least 20 seconds. If soap and water are not readily available, use an alcohol-based hand sanitizer that contains at least 60% alcohol.
- **Practice routine cleaning of frequently touched surfaces:** including tables, doorknobs, light switches, handles, desks, toilets, faucets, sinks, etc.
- **Disinfect surfaces that may be contaminated with germs after cleaning:** A list of products with EPA-approved emerging viral pathogens claims is available. Products with EPA-approved emerging viral pathogens claims are expected to be effective against the virus that causes COVID-19 based on data for harder to kill viruses. Follow the manufacturer's instructions for all cleaning and disinfection products (e.g., concentration, application method and contact time, use of personal protective equipment).
- **Clean and disinfect voting-associated equipment (e.g., voting machines, laptops, tablets, keyboards) routinely**. Follow the manufacturer's instructions for all cleaning and disinfection products.
  - Consult with the voting machine manufacturer for guidance on appropriate disinfection products for voting machines and associated electronics.
  - Consider use of wipeable covers for electronics.
  - If no manufacturer guidance is available, consider the use of alcohol-based wipes or spray containing at least 70% alcohol to clean voting machine buttons and touch screens. Dry surfaces thoroughly to avoid pooling of liquids.

RETRIEVED FROM DEMOCRACYDOCKET.COM

Preventive action polling stations workers can take for themselves and the general public

Based on available data, the most important measures to prevent transmission of viruses in crowded public areas include careful and consistent cleaning of one's hands. Therefore:

- **Ensure bathrooms at the polling station are supplied adequately with soap, water, and drying materials so visitors and staff can wash their hands.**.
- **Provide an alcohol-based hand sanitizer with at least 60% alcohol** for use before or after using the voting machine or the final step in the voting process. Consider placing the alcohol-based hand sanitizer in visible, frequently used locations such as registration desks and exits.
- **Incorporate social distancing strategies, as feasible.**Social distancing strategies increase the space between individuals and decrease the frequency of contact among individuals to reduce the risk of spreading a disease. Keeping individuals at least 6 feet apart is ideal based on what is known about COVID-19. If this is not feasible, efforts should be made to keep individuals as far apart as is practical. Feasibility of strategies will depend on the space available in the polling station and the number of voters who arrive at one time. Polling station workers can:
  - Increase distance between voting booths.
  - Limit nonessential visitors. For example, poll workers should be encouraged not to bring children, grandchildren, etc. with them as they work the polls.
  - Remind voters upon arrival to try to leave space between themselves and others. Encourage voters to stay 6 feet apart if feasible. Polling places may provide signs to help voters and workers remember this.
  - Discourage voters and workers from greeting others with physical contact (e.g., handshakes). Include this reminder on signs about social distancing.

Recommendations for processing mail-in ballots

- Workers handling mail in ballots should practice hand hygiene frequently
- No additional precautions are recommended for storage of ballots

References

- Community Mitigation Guidance for COVID-19 Response in the United States: Nonpharmaceutical Interventions for Community Preparedness and Outbreak Response
- Handwashing: Clean Hands Save Lives
- Protect Yourself & Your Family

Page last reviewed: March 10, 2020

RETRIEVED FROM DEMOCRACYDOCKET.COM

CUSTOMER NOTIFICATION:
COVID-19 ("Coronavirus") Information

March 9, 2020

Dear Election Official:

In light of COVID-19 ("Coronavirus") developments in the U.S. and globally, we want to remind customers of instructions for cleaning and sanitizing your voting equipment.

The Centers for Disease Control and Prevention (CDC) recommends the best way to protect your health while visiting any polling place is to **USE HAND SANITIZER** and **WASH HANDS** as soon as possible. Because the virus enters through the eyes, nose and mouth, frequent and thorough handwashing remains the #1 most effective protection against Coronavirus infection. Voters should use antibacterial hand sanitizer before and after their voting session and be instructed to wash their hands after voting, regardless of what method of voting is in place.

RETRIEVED FROM DEMOCRACYDOCKET.COM

How to Clean & Sanitize Your Voting Equipment

According to the CDC, transmission of Coronavirus to persons from surfaces contaminated with the virus has not been documented. However, cleaning and sanitizing surfaces can help reduce occurrence of viral outbreaks:

- Always follow recommended manufacturer guidelines for cleaning and sanitizing equipment. Using the enclosed guidelines for ICX Touchscreens (see Avalue Cleaning Guidance), ImageCast Precinct or ImageCast Evolution systems (see ImageCAST® Tabulators Surface Cleaning Guide), thoroughly clean all units in every polling place each morning before powering them on. Clean the units again in the evening after they have been powered off. Remind voters to use hand sanitizer and wash their hands in between.
- The CDC's guidelines for polling stations includes a list of products with EPA-approved emerging viral pathogens claims (*NOTE*: Some formulations may not be appropriate for your hardware and may cause problems).
- Follow the **CAUTION** information in the enclosed instructions to prevent damage to your voting system touchscreens and tabulators. Cleaning the units while they are powered ON is not recommended. Moist wipes may alter the touch sensitivity of screens until the moisture is removed. Additionally, some screen buttons may be inadvertently activated during wipe down.
- Regular alcohol wipes can be used for cleaning activation cards and non-porous privacy sleeves.

Thank you for your attention to this important matter. If you have questions or need further information, please contact your Customer Relations Manager for guidance.

1201 18th St., Suite 210, Denver, CO 80202
(866) 654-8683 | DOMINIONVOTING.COM

ImageCAST® Tabulators Surface Cleaning Guide

Dominion Voting Systems products are designed to withstand intensive use under operating and environmental conditions outlined in voting standards (VVSG). Normally, surface dirt and fingerprints do not affect the operation of the tabulators. However, from a healthcare aspect, it may be beneficial to clean and sanitize the product before and after use on Election Day. This guide provides the cleaning procedures, along with equipment and supplies required for this purpose.

NOTE: These products are intended solely for cleaning the exterior of the tabulators. Do not apply to the interior components of the system.

RETRIEVED FROM DEMOCRACYDOCKET.COM

A. Recommended Cleaner and Sanitizing Agent:

Dominion recommends using one of the following cleaners/sanitizing agents for ImageCAST Tabulators:

- Mix of isopropyl alcohol and water solution with a ratio of at least 50% alcohol, up to 100% straight isopropyl alcohol.

B. Recommended Cloths and Wipes:

Dominion recommends using one of the following microfiber electronics cleaning cloths or wipes to the clean the exterior of your tabulators:

Cloths:

- 3MTM Scotch-Brite® Electronics Cleaning Cloth.
- TECHSPRAY® 2368-2 LCD and Plasma Screen Cleaning Wipes

Disinfectant Wipes:

- KIMTECH® One-Step Disinfectant Wipes.

C. Instructions:

1. POWER OFF the tabulator.
2. Spray a small amount of cleaning / sanitizing agent onto the cloth.
3. Wipe the tabulator in a gentle motion to remove any dirt, dust, or finger marks.
4. Use a dry cloth to wipe any excess moisture.
5. The tabulator is ready to be deployed for use or storage.

CAUTION

Normal household cleaners, cloths and wipes are not safe to use on the LCD glass or displays. Please use only the Dominion recommended solutions. Please consult with Dominion technical support before using any other solutions.

To avoid potentially hazardous situations associated with the use of alcohol or other cleaning / sanitizing agents which may result in personal injury and property damage:

- Be sure to follow all instructions and recommendations in this document and the manual.
- Be sure to follow precautions and directions for any cleaning / sanitizing agent.
- Do NOT use any solutions that contain ammonia, acidic, alkali or other caustic chemicals.
- Do NOT use any vinegar-based solutions.
- Do NOT use coarse cloths or paper towels.
- Do NOT spray cleaning / disinfecting agent directly on the tabulator.

We value the health of our customers and voters. Thank you!

RETRIEVED FROM DEMOCRACYDOCKET.COM

9 Timber Lane, Marlboro, NJ 07746
Tel: (732) 414-6500 Fax: (732) 414-6501

Avalue Touch Panel PC Care and Cleaning Guide

Thank you for using the Avalue Touch Panel PC. Our products are designed to withstand intensive use under all types of applications and require very little maintenance. Normally, dirt and fingerprints do not affect the operation of the Touch Panel PC. However, Avalue recommends that you periodically clean the Touch Panel PC for best visual and operational experience. Certain applications such as medical, healthcare and fitness, etc. may also require disinfecting the product after use. Therefore, we have prepared for you this Touch Panel PC Care and Cleaning Guide. Please read and be sure to follow the instructions outlined when cleaning or disinfecting the Touch Panel PC.

Recommended Cleaner and Disinfecting Agent:

We recommend using one of the following cleaners or disinfecting agents to clean and/or disinfect your Touch Panel PC:

Cleaners:

- 3M CL600 Anti-Static Electronic Equipment Cleaner.
- TECHSPRAY® 1605-6FP LCD and Plasma Screen Cleaner.

Disinfecting Agents:

- Mix isopropyl alcohol and water solution at a ratio of 50:50.
- Straight isopropyl alcohol.

RETRIEVED FROM DEMOCRACYDOCKET.COM

Recommended Cloths and Wipes:

We recommend using one of the following screen safe, microfiber electronics cleaning cloths or wipes to clean your Touch Panel PC:

Cloths:

- 3MTM Scotch-Brite® Electronics Cleaning Cloth.
- TECHSPRAY® 2368-2 LCD and Plasma Screen Cleaning Wipes.

Cleaning Wipes:

- 3MTM CL610 Electronic Equipment Wipes.
- 3MTM CL630 Notebook Screen Cleaning Wipes.
- Fellowes® 99703 Screen Wipes.

Disinfectant Wipes:

- KIMTECH® One-Step Disinfectant Wipes.

Instructions:

1. Turn off the Touch Panel PC and all other attached devices.
2. Spray a small amount of cleaning / disinfecting agent onto the cloth.
3. Wipe the Touch Panel PC in a gentle motion to remove any dirt, dust, or finger marks.
4. Use a dry cloth to wipe any excess moisture.
5. Turn the Touch Panel PC back on.

9 Timber Lane, Marlboro, NJ 07746
Tel: (732) 414-6500 Fax: (732) 414-6501

CAUTION

Normal household cleaners, cloths and wipes may not be safe to be used on the sensitive electronics components. Please use the Avalue recommend cleaning / disinfecting solutions. Please consult with Avalue technical support before using any other cleaning / disinfecting solutions.
To avoid potentially hazardous situations associated with the use of alcohol or other cleaning / disinfecting agents which may result in personal injury and property damage:

- Follow all instructions and recommendations in the manual.
- Be sure to follow cleaning / disinfecting agent manufacturer's precautions and directions.
- Do not use any solutions that contain ammonia, acidic, alkali or other caustic chemicals on the Touch Panel PC.
- Do not use any vinegar-based solutions.
- Avoid using coarse cloths or paper towels.
- Do NOT spray cleaning / disinfecting agent directly on the Touch Panel PC.

RETRIEVED FROM DEMOCRACYDOCKET.COM

Best Practices for COVID-19

Best Practices for Cleaning & Disinfecting Equipment

First and foremost, ES&S shares its concern and empathy regarding the health and safety of all, including U.S. registered voters and poll workers.

To be as helpful as possible in this unprecedented situation, ES&S is reminding customers, below, of instructions for cleaning and disinfecting voting equipment, as well as providing voters and poll workers a link to government recommendations for staying safe while voting.

The Centers for Disease Control and Prevention (CDC) recommends the best way to protect your health while visiting any polling place is to use hand sanitizer and wash hands as soon as possible. Frequent and thorough hand washing remains the most effective protection against Coronavirus infection, according to the CDC. Voters should use antibacterial hand sanitizer before and after their voting session and be instructed to wash their hands after voting, regardless of what method of voting they use.

RETRIEVED FROM DEMOCRACYDOCKET.COM

With the high volume of voters using a machine, equipment surfaces get smudged and dirty. Use these procedures throughout Election Day to help maintain a sanitary voting environment and keep the equipment operating at maximum efficiency.

CLEANING & DISINFECTING PROCEDURES FOR ES&S EQUIPMENT

These procedures apply to all ES&S devices. Procedures may be used on all surfaces including touch screens, ADA peripherals, input trays, ballot boxes, stands and external surfaces of the equipment. Following these steps will clean and disinfect. These steps may be conducted while the device is running, but must only be applied to external surfaces.

Required Supplies:	Use one of the following options: • Soft, lint-free cloth with isopropyl alcohol (70% or less) • ES&S Touch Screen Cleaning Kit • Alcohol wipes
Required Staff:	One trained poll worker

© 2020 Election Systems & Software, LLC

1. To clean and disinfect the external surfaces of the device:
   a. Lightly dampen (do not soak) a soft, lint-free cloth with isopropyl alcohol.
   b. Using gentle pressure and circular motions, wipe the surface until clean. To disinfect, maintain contact with the surface for a sustained duration; between 30 seconds and 10 minutes depending on the product.

Caution



For the ExpressVote XL, the touch screen manufacturer recommends disinfectants do NOT touch the black sensor tracks along the edges of the screen. Exposing the sensors to disinfectants may damage the entire touch screen.

Instead, focus cleaning on the areas where voters come in contact with the touch screen.

Important



Be careful not to scratch touch screens.

RETRIEVED FROM DEMOCRACYDOCKET.COM

ADDITIONAL MANUFACTURER-APPROVED DISINFECTANTS

In addition to the supplies listed in the previous section, the following disinfectants are manufacturer-approved for use as other product options. ES&S is sharing this list directly from our touch screen manufacturers. Inclusion on this list does not guarantee the product is rated for COVID-19.

Important



Products marked with an asterisk meet the EPA's criteria for use against SARS-CoV-2, the cause of COVID-19. Check the EPA website regularly for an updated list of approved products.

ES&S will continue to update this document as new information becomes available.

For ExpressVote®, DS200®, DS450®, DS850®, ExpressTouch®, EP5000®, AutoMark®, and iVotronic® touch screens:

- Household bleach solution (1/3 cup bleach per gallon of water)*
- Clorox® Disinfecting Wipes
- Clorox® Healthcare Bleach Germicidal Wipes
- Clorox® Commercial Solutions Hydrogen Peroxide Cleaner Disinfectant Wipes
- Lonzagard® Disinfectant Wipes
- Lysol® Brand Clean & Fresh Multi Surface Cleaner (20% cleaner solution to water ratio)
- Purell® Professional Surface Disinfectant Wipes
- Sani-Cloth® Prime Germicidal Disposable Wipes*

© 2020 Election Systems & Software, LLC

For ExpressPoll® touch screens:

- PDI Sani-Cloth® Plus
- Covidien™ Alcohol Prep pads
- CaviWipes™
- Clorox Healthcare® Bleach Germicidal Wipes
- Total Solutions® Disinfectant Wipes

CLEANING PROCEDURES BEFORE AND AFTER STORAGE

When you first bring your equipment out of storage, or when you prepare to return it to storage, additional cleaning procedures may be applied. See the System Maintenance Manual for your product(s) for more information.

CLEANING PRECAUTIONS

To ensure the equipment is not damaged during cleaning, remember these precautions.

Warning 	• Do NOT use full-strength, harsh detergents, liquid cleaners, aerosols, abrasive pads, scouring powders, or solvents, such as benzene, unless otherwise noted. Disinfectant sprays, such as Lysol, are not permitted and will damage the touch screen. • Avoid highly concentrated solutions (alcohol exceeding 70%, bleach or ammonia) as these may cause discoloration. • Liquids should never be applied directly to the unit. • Do not soak the cloth with solution so that moisture drips or lingers on the external surface.
Caution 	• Prolonged exposure to alcohol will disinfect the equipment, but may remove the sheen on plastic surfaces. This will not effect the structural integrity of the equipment. • Do not allow cleaning solutions to come in contact with ballot stock.
Important 	• ES&S cannot make a determination of the effectiveness of a given disinfectant product contained herein in fighting pathogens, such as COVID-19. Please refer to federal and local public health authority's guidance on how to stay safe from potential infection.

RETRIEVED FROM DEMOCRACYDOCKET.COM

APPLICABLE VERSIONS

- All ES&S voting systems

© 2020 All rights reserved
Election Systems & Software, LLC

Hart Equipment Cleaning Recommendations

Hart equipment may be wiped with a 50% or higher clear, fragrance-free, isopropyl alcohol solution and a lint-free wipe. Do not use ammonia or detergent-based solutions as these may be harmful to the screen or the plastics surrounding the display. To avoid spotting, make certain that equipment screens are wiped dry (do not leave puddles).

We encourage our customers to:

- Wipe polling place devices and booths with a lint-free cloth that has been slightly dampened with 50% or higher clear isopropyl alcohol (hand alcohol wipes are fine). It is best to do this for every voter.
- Provide hand sanitizer at the voter check-in station (so voters' hands are relatively clean when they go to the equipment).
- Use single-use, disposable, ear covers for device headphones.
- Additionally, poll workers and staff at poll book and laptop workstations should keep their hands clean and equipment wiped down regularly.

RETRIEVED FROM DEMOCRACYDOCKET.COM

Best Practices for Cleaning Hart Voting Equipment

As a result of the Covid-19 pandemic, we've been asked about sanitizing polling place equipment. You that you may wipe Hart equipment with **50% or higher clear, fragrance-free, isopropyl alcohol solution and a lint-free** *wipe. Do not use ammonia or* **detergent-based solutions as these may be harmful to the screen or the plastics surrounding the display.** *To avoid spotting, make certain that equipment screens are wiped dry (do not leave puddles).*

We encourage you to:

- *Wipe polling place devices and booths with a lint-free cloth that has been slightly dampened with* **50% or higher clear isopropyl alcohol** *(hand alcohol wipes are fine. This should be done for every voter.*

- *Provide hand sanitizer at the voter check-in station (so voters' hands are relatively clean when they go to the equipment).*

- *Use single use, disposable, ear covers for device headphones.*

- *Additionally, poll workers and staff at poll book and laptop workstations should keep their hands clean and equipment wiped down regularly.*

RETRIEVED FROM DEMOCRACYDOCKET.COM

Additional Notes

- Q-Tips can be used as disposable styluses for our Verity customers.
- For Counties who use Voting equipment with Daisy Chain cables, those cables are over 9 ft. long so they can be set up in a manner to comply with social distancing standards.

MICROVOTE

Providing Election Solutions for 40 years

Cleaning and Disinfecting Infinity Voting Equipment

- Use a soft cloth to clean the case of the unit. Use a mild detergent or isopropyl alcohol if necessary. Avoid using spray and abrasive cleaners. Allow ample drying time after cleaning before operation.
- Clean display area first using a soft dry cloth to remove dust, then spray window or disinfectant cleanser on soft cloth to wipe display surface. Do not spray cleanser directly on display area.
- Clean keyboard and Cast Vote button with soft cloth, sanitizing wipes or keyboard vacuum.
- Voters may use hand sanitizer or be given disposable gloves if desired.

RETRIEVED FROM DEMOCRACYDOCKET.COM

6366 Guilford Avenue, Indianapolis, IN 46220
Tel: 317.257.4900 • Toll Free: 800.257.4901 • Fax: 888.544.9046
www.microvote.com

Henry M. Adkins & Son, Inc.
331 Independence Ave. | P.O. Box 104 | Clinton, MO 64735
Office: 800.633.5503 | Fax: 660.885.4019
hmadkins@adkins-printing.com | www.adkins-printing.com

Coronavirus Disease 2019 (COVID-19)

CDC Recommended Precautions for Preventing Spread of COVID-19 in Election Polling Locations, including Cleaning and Disinfection

Preventative action polling workers can take:

- Stay at home if you have a fever, respiratory symptoms, or believe you are sick.
- Practice routine cleaning of frequently touched surfaces: including tables, doorknobs, light switches, handles, desks, toilets, faucets, sinks, etc.
- Disinfect surfaces that may be contaminated with germs after cleaning: Products with EPA-approved emerging viral pathogens claims are expected to be effective against the virus that causes COVID-19 based on data for harder to kill viruses. Follow the manufacturer's instructions for all cleaning and disinfection products (e.g., concentration, application method and contact time, and use of personal protective equipment). Labels contain instructions for safe and effective use of the cleaning product including precautions you should take when applying the product, such as wearing gloves and making sure you have good ventilation during use of the product.
- Practice hand hygiene frequently: wash hands often with soap and warm water for at least 20 seconds. If soap and water are not readily available, use an alcohol-based hand sanitizer that contains at least 60% alcohol.
- Clean and disinfect voting associated electronics (e.g., voting machines, laptops, tablets, keyboards) routinely using products with the EPA-approved emerging viral pathogens claim. Follow the manufacturer's instructions for all cleaning and disinfection products.

RETRIEVED FROM DEMOCRACYDOCKET.COM

Preventive action poll workers can take for themselves and the general public

Based on available data, the most important measures to prevent transmission of viruses in crowded public areas include **careful and consistent cleaning of one's hands.** Therefore:

- Ensure restrooms at the polling station are supplied adequately with soap, water, and drying materials so voters, visitors and poll officials can wash their hands.
- Post signs in all restrooms reminding voters, visitors and poll officials to wash their hands with soap and warm water for at least 20 seconds and dry their hands thoroughly.
- **Provide an alcohol-based hand sanitizer with at least 60% alcohol** for use before or after using the voting machine or the final step in the voting process. Consider placing the alcohol-based hand sanitizer in visible, frequently used locations such as registration desks and exits.

EQUIPMENT CLEANING PROCEDURES

Clean the entire unit, and its peripherals (keypad, headphones, etc.), by wiping with a soft cloth dampened with isopropyl alcohol to remove any dust or fingerprints. This includes all voting equipment and electronic poll books.

- Equipment case—Clean the case with a cloth slightly dampened with isopropyl alcohol. You may also use **BLEACH FREE** disinfectant wipes.
- Touchscreen—Clean the display using a soft, clean microfiber cloth and isopropyl alcohol by applying gentle, even pressure. **DO NOT** use a ketone type material (such as acetone), ethyl alcohol, toluene, ethyl acid, methyl chloride or any product containing bleach to clean any touchscreens. These substances will permanently damage the touchscreen.
- Keypad and headphones—Use a cloth with isopropyl alcohol to wipe down the keypad exterior. Use cotton swabs as desired.
    - **DO NOT** use any chemical containing bleach on any surface of voting equipment, including electronic pollbooks.
    - **DO NOT** use any chemicals other than isopropyl alcohol on any touchscreen surface.
    - **DO NOT** use paper towels or any other abrasive cloth on any touchscreen surface.
    - **DO NOT** use excess force on any touchscreen surface.
    - **DO NOT** use any disinfectant sprays, such as Lysol, on any electronic components.
    - **DO NOT** spray or place any liquids directly on any electronic components. Liquids should be applied to cloth before contacting electronic components.
    - **DO NOT** allow any cleaning solutions, soaps, hand sanitizers or any other liquids to contact ballots or ballot packaging.
    - **DO NOT** contact ballots while hands are wet or damp.
    - **DO NOT** lick fingers to assist in separating ballots and **DO** keep hands away from your mouth and face as much as possible.

RETRIEVED FROM DEMOCRACYDOCKET.COM

Resources:

https://www.cdc.gov/coronavirus/2019-ncov/community/large-events/election-polling-locations.html

Preventing the Spread of COVID-19 in Election Polling Locations

Updated 3.9.2020

Unisyn recommends a three-step approach to preventing the spread of acute respiratory illnesses such as COVID-19 and the flu in election polling locations.

The first and most important step is to provide voters, election officials and poll workers with a means to clean their hands. Whether it is using soap and water or an alcohol-based hand sanitizer, clean hands dramatically reduces the spread of germs.

Recommend Hand Cleaning Method

Post signs in the bathroom or handwashing stations to remind voter to wash their hands with soap and hot water for at least 20 seconds and to dry their hands thoroughly prior using the voting equipment. If the polling location does not have a hand washing station, hand sanitizer with at least 65% alcohol must be made available. The hand sanitizer should be placed in obvious and easily accessible location such as the registration desk.

> **NOTE:** Do not handle thermal paper or ballots after using hand sanitizer or other disinfecting wipes as chemicals may degrade legibility.

RETRIEVED FROM DEMOCRACYDOCKET.COM

The second step is to clean the visibly dirty surfaces of the voting equipment. Cleaning does not kill all the germs, but it does decrease the number of germs present and reduces the risk of spreading a virus.

Recommended Cleaning Method

Clean the entire terminal, and its peripherals, by wiping with a soft cloth dampened with a mild detergent solution to remove any dust or fingerprints. Follow this with bleach free household disinfection wipes to disinfect the equipment.

- **Equipment Case** - Clean the case with a slightly damp cloth and mild detergent. Only clean the external areas of the terminal, DO NOT clean any of the internal components. Do not use the mild detergent cleaning solution on any of the exposed areas of the printer.
- **Touchscreen** - Clean the display using a soft, clean microfiber cloth and water, IPA (Isopropyl Alcohol), or Hexane. *Do not use ketone type material (such as acetone), ethyl alcohol, toluene, ethyl acid or methyl chloride to clear the panel. These substances may permanently damage the touchscreen.*
- **Keypad** - Use a damp cloth to clean the keypad exterior. Use a cotton swab lightly moistened with water to clean around keys.

The third step is to disinfect the voting equipment using **bleach free** household wipes.

Recommended Disinfecting Method

Disinfecting the equipment will not remove all the germs on surfaces, but it aids in killing the germs that remain on a surface after cleaning and further reduces any risk of spreading infection. Use **bleach free** household wipes to disinfect the voting equipment each time they are used. If necessary, wring excess liquid from the wipe, it should be damp not heavily saturated with cleaner.

Resources:

https://www.cdc.gov/coronavirus/2019-ncov/community/large-events/election-polling-locations.html

knowINK
Innovative Election Software

Technical Bulletin

TB-US-20200402-1
April 02, 2020

Cleaning the Surface of the iPad

1. Overview

During Election Day there is a lot of potential for fingerprints, germs, and bacteria to be collected by the iPad while being used by the general voting public. KNOWiNK has reached out to Apple for recommendations for cleaning the iPad surface and those recommendations are below.

Recommendation
Cleaning the iPad Screen:

- Unplug all cables and turn off the iPad.
- Use a soft, slightly damp, lint-free cloth—for example, a lens cloth.
- If material is still present, use a soft, lint-free cloth with warm soapy water.
- Avoid getting moisture in openings.
- Don't use cleaning products or compressed air.

After these initial recommendations, Apple updated the recommendations to allow for certain disinfectants to be used:

RETRIEVED FROM DEMOCRACYDOCKET.COM

Is it OK to use a disinfectant on my Apple product?
Using a 70 percent isopropyl alcohol wipe or Clorox Disinfecting Wipes, you may gently wipe the hard, nonporous surfaces of your Apple product, such as the display, keyboard, or other exterior surfaces. Don't use bleach. Avoid getting moisture in any opening, and don't submerge your Apple product in any cleaning agents. Don't use on fabric or leather surfaces.

Source: https://support.apple.com/en-us/HT204172?mod=article_inline

The iPad has a fingerprint-resistant oleophobic—oil repellent—coating. Cleaning products and abrasive materials will diminish the coating and might scratch the iPad.

The use of isopropyl alcohol (IPA) is approved for use in cleaning systems in situations where the use of a damp, soft, lint-free cloth is insufficient. To do so, apply a small amount of isopropyl alcohol to a soft, lint-free cloth. **Do not apply the isopropyl alcohol directly to the system!**

Warning from Apple:
Don't use window cleaners, household cleaners, compressed air, aerosol sprays, solvents, ammonia, abrasives, or cleaners containing hydrogen peroxide to clean iPad. iPad has an oleophobic coating on the screen; simply wipe iPad's screen with a soft, lint-free cloth to remove oil left by your hands. The ability of this coating to repel oil will diminish over time with normal usage, and rubbing the screen with an abrasive material will further diminish its effect and might scratch your screen.

RETRIEVED FROM DEMOCRACYDOCKET.COM

Stop Germs! Stay Healthy! Wash Your Hands

Keeping hands clean is one of the most important things we can do to stop the spread of germs and stay healthy.



For more details on handwashing, visit CDC's Handwashing Website at
www.cdc.gov/handwashing

When?

- Before, during, and after preparing food
- Before eating food
- Before and after caring for someone who is sick
- Before and after treating a cut or wound
- After using the toilet
- After changing diapers or cleaning up a child who has used the toilet
- After blowing your nose, coughing, or sneezing
- After touching an animal, animal feed, or animal waste
- After handling pet food or pet treats
- After touching garbage

How?

- **Wet** your hands with clean, running water (warm or cold), turn off the tap, and apply soap.
- **Lather** your hands by rubbing them together with the soap. Be sure to lather the backs of your hands, between your fingers, and under your nails.
- **Scrub** your hands for at least 20 seconds. Need a timer? Hum the "Happy Birthday" song from beginning to end twice.
- **Rinse** your hands well under clean, running water.
- **Dry** your hands using a clean towel or air dry them.

U.S. Department of Health and Human Services
Centers for Disease Control and Prevention

Case 3:20-cv-00374 Document 40-2 Filed 06/12/20 Page 122 of 1351 PageID #: 288



RETRIEVED FROM DEMOCRACYDOCKET.COM

This material was developed by CDC. The Life is Better with Clean Hands Campaign is made possible by a partnership between the CDC Foundation, GOJO, and Staples. HHS/CDC does not endorse commercial products, services, or companies.



LIFE IS BETTER WITH

CLEAN HANDS

www.cdc.gov/handwashing

Case 3:20-cv-00374 Document 40-2 Filed 06/12/20 Page 124 of 1351 PageID #: 290

This material was developed by CDC. The Life is Better with Clean Hands Campaign is made possible by a partnership between the CDC Foundation, GOJO, and Staples. HHS/CDC does not endorse commercial products, services, or companies.

CS309599A

Spreading germs is OUT. Handwashing is IN!



RETRIEVED FROM DEMOCRACYDOCKET.COM

Handwashing is one of the most important things we can do to avoid getting sick and spreading germs to others.

Centers for Disease Control and Prevention
National Center for Emerging and Zoonotic Infectious Diseases

www.cdc.gov/handwashing

CS267337-A

SEQUENCE FOR PUTTING ON PERSONAL PROTECTIVE EQUIPMENT (PPE)

The type of PPE used will vary based on the level of precautions required, such as standard and contact, droplet or airborne infection isolation precautions. The procedure for putting on and removing PPE should be tailored to the specific type of PPE.

1. GOWN

- Fully cover torso from neck to knees, arms to end of wrists, and wrap around the back
- Fasten in back of neck and waist

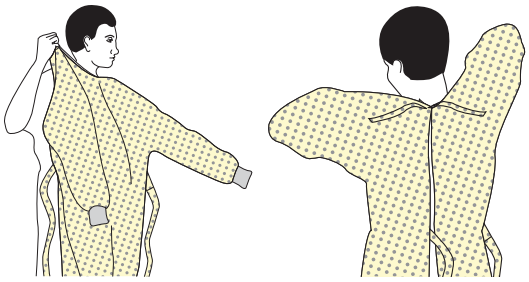

2. MASK OR RESPIRATOR

- Secure ties or elastic bands at middle of head and neck
- Fit flexible band to nose bridge
- Fit snug to face and below chin
- Fit-check respirator



RETRIEVED FROM DEMOCRACYDOCKET.COM

3. GOGGLES OR FACE SHIELD

- Place over face and eyes and adjust to fit



4. GLOVES

- Extend to cover wrist of isolation gown

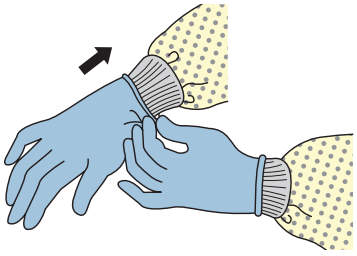

USE SAFE WORK PRACTICES TO PROTECT YOURSELF AND LIMIT THE SPREAD OF CONTAMINATION

- Keep hands away from face
- Limit surfaces touched
- Change gloves when torn or heavily contaminated
- Perform hand hygiene

HOW TO SAFELY REMOVE PERSONAL PROTECTIVE EQUIPMENT (PPE) EXAMPLE 1

There are a variety of ways to safely remove PPE without contaminating your clothing, skin, or mucous membranes with potentially infectious materials. Here is one example. **Remove all PPE before exiting the patient room** except a respirator, if worn. Remove the respirator **after** leaving the patient room and closing the door. Remove PPE in the following sequence:

1. GLOVES

- Outside of gloves are contaminated!
- If your hands get contaminated during glove removal, immediately wash your hands or use an alcohol-based hand sanitizer
- Using a gloved hand, grasp the palm area of the other gloved hand and peel off first glove
- Hold removed glove in gloved hand
- Slide fingers of ungloved hand under remaining glove at wrist and peel off second glove over first glove
- Discard gloves in a waste container

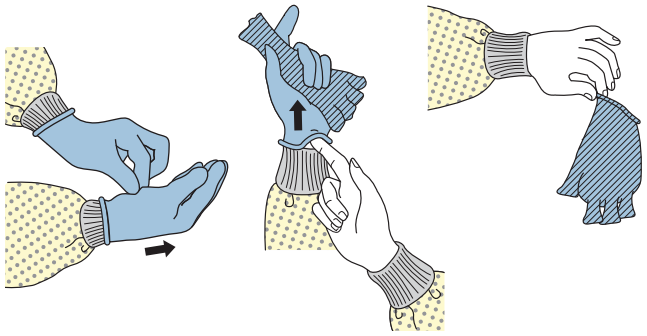

2. GOGGLES OR FACE SHIELD

- Outside of goggles or face shield are contaminated!
- If your hands get contaminated during goggle or face shield removal, immediately wash your hands or use an alcohol-based hand sanitizer
- Remove goggles or face shield from the back by lifting head band or ear pieces
- If the item is reusable, place in designated receptacle for reprocessing. Otherwise, discard in a waste container



RETRIEVED FROM DEMOCRACYDOCKET.COM

3. GOWN

- Gown front and sleeves are contaminated!
- If your hands get contaminated during gown removal, immediately wash your hands or use an alcohol-based hand sanitizer
- Unfasten gown ties, taking care that sleeves don't contact your body when reaching for ties
- Pull gown away from neck and shoulders, touching inside of gown only
- Turn gown inside out
- Fold or roll into a bundle and discard in a waste container

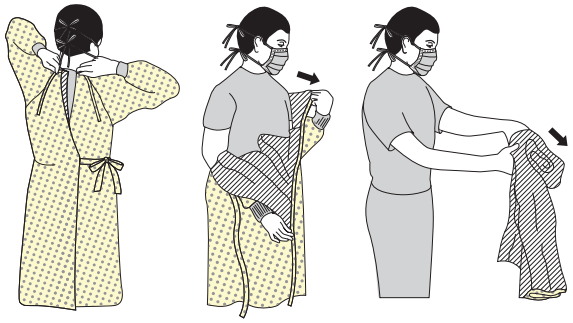

4. MASK OR RESPIRATOR

- Front of mask/respirator is contaminated — DO NOT TOUCH!
- If your hands get contaminated during mask/respirator removal, immediately wash your hands or use an alcohol-based hand sanitizer
- Grasp bottom ties or elastics of the mask/respirator, then the ones at the top, and remove without touching the front
- Discard in a waste container



5. WASH HANDS OR USE AN ALCOHOL-BASED HAND SANITIZER IMMEDIATELY AFTER REMOVING ALL PPE

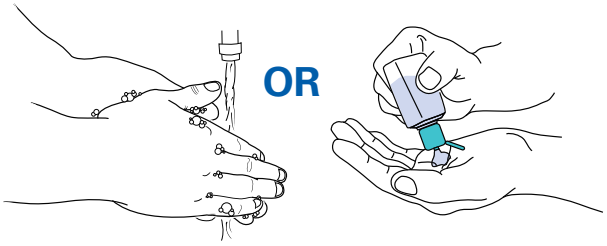

PERFORM HAND HYGIENE BETWEEN STEPS IF HANDS BECOME CONTAMINATED AND IMMEDIATELY AFTER REMOVING ALL PPE

HOW TO SAFELY REMOVE PERSONAL PROTECTIVE EQUIPMENT (PPE) EXAMPLE 2

Here is another way to safely remove PPE without contaminating your clothing, skin, or mucous membranes with potentially infectious materials. **Remove all PPE before exiting the patient room** except a respirator, if worn. Remove the respirator **after** leaving the patient room and closing the door. Remove PPE in the following sequence:

1. GOWN AND GLOVES

- Gown front and sleeves and the outside of gloves are contaminated!
- If your hands get contaminated during gown or glove removal, immediately wash your hands or use an alcohol-based hand sanitizer
- Grasp the gown in the front and pull away from your body so that the ties break, touching outside of gown only with gloved hands
- While removing the gown, fold or roll the gown inside-out into a bundle
- As you are removing the gown, peel off your gloves at the same time, only touching the inside of the gloves and gown with your bare hands. Place the gown and gloves into a waste container

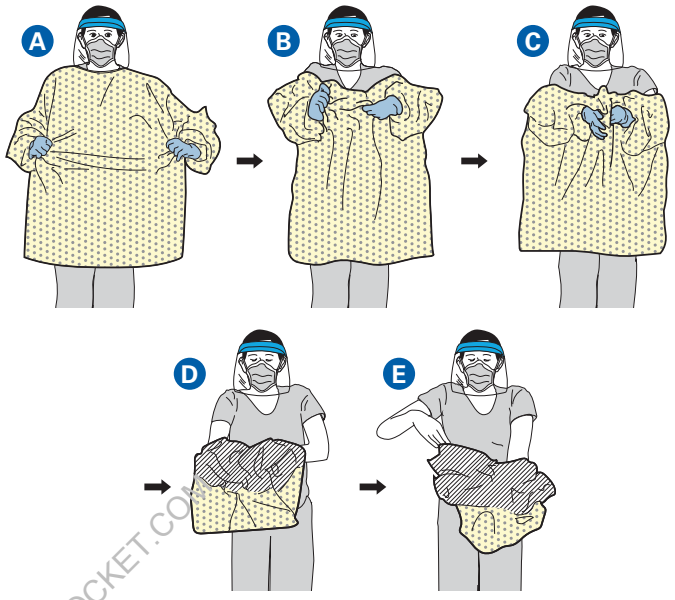

RETRIEVED FROM DEMOCRACYDOCKET.COM

2. GOGGLES OR FACE SHIELD

- Outside of goggles or face shield are contaminated!
- If your hands get contaminated during goggle or face shield removal, immediately wash your hands or use an alcohol-based hand sanitizer
- Remove goggles or face shield from the back by lifting head band and without touching the front of the goggles or face shield
- If the item is reusable, place in designated receptacle for reprocessing. Otherwise, discard in a waste container



3. MASK OR RESPIRATOR

- Front of mask/respirator is contaminated — DO NOT TOUCH!
- If your hands get contaminated during mask/respirator removal, immediately wash your hands or use an alcohol-based hand sanitizer
- Grasp bottom ties or elastics of the mask/respirator, then the ones at the top, and remove without touching the front
- Discard in a waste container

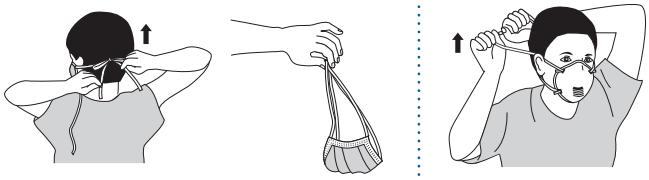

4. WASH HANDS OR USE AN ALCOHOL-BASED HAND SANITIZER IMMEDIATELY AFTER REMOVING ALL PPE

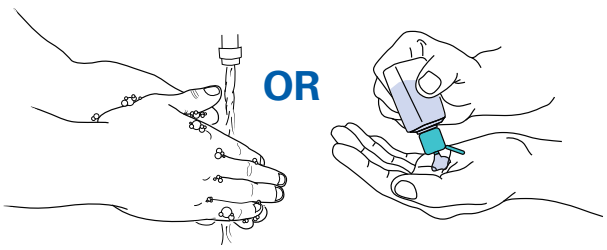

PERFORM HAND HYGIENE BETWEEN STEPS IF HANDS BECOME CONTAMINATED AND IMMEDIATELY AFTER REMOVING ALL PPE

CS250672-E

I request an ABSENTEE BALLOT from the DAVIDSON COUNTY ELECTION COMMISSION for:

State and Federal Primary & County General Election

August 6, 2020

1. **PRINT Name:** _____ **2. Phone:** _____
3. **Davidson Co. address where you live:** _____

_____ **Check if NEW Address** ☐
4. **Mail my absentee ballot to this address *(please PRINT):*** _____

_____

_____
5. **Date of Birth:** _____ **6. ENTIRE Social Security number:** __ __ __-__ __-__ __ __ __
7. **Email** (optional, but helpful for communication): _____
8. **THIS ELECTION IS A PRIMARY. CIRCLE THE BALLOT YOU WANT TO RECEIVE:**

CIRCLE ONE **REPUBLICAN & County General** ***or*** **DEMOCRATIC & County General** ***or*** **County General ONLY**
9. **My legal reason for voting Absentee is *(CHECK ONE):***

_____ I am over 60 years of age.
_____ I am hospitalized, ill, or physically disabled, and I am unable to appear at my polling place for this election.
_____ I am a caretaker of a person who is hospitalized, ill or physically disabled.
_____ I will be outside of Davidson County during all hours of Early Voting **(July 17-Aug 1)** and Election Day.
_____ I am enrolled as a full-time student or I am the spouse of a student at an institution outside Davidson County.
_____ I am a voter with a disability and my polling place is inaccessible.
_____ I reside in a licensed facility, outside the county, providing relatively permanent care, i.e. nursing home.
_____ I am a candidate.
_____ I am on jury duty in a state or federal court.
_____ I am serving as an election official or a member or employee of the Election Commission on Election Day.
_____ I am observing a religious holiday that prevents me from voting early or on Election Day.
_____ I am a member of the **military**, spouse, or dependent ☐; an activated **National Guard** member on state orders ☐; an **overseas citizen** and otherwise qualified to vote in TN ☐ **(See #4 above: you must include a mailing address outside Davidson County, even if ballot is emailed)** Send military/overseas ballot by: Mail ☐ Email ☐ **(Provide email on Line 7)**

I swear or affirm, under the penalty of perjury, that all information on this form is true and correct and that I am eligible to vote in the election.

***Signature of Voter*:** _____

Digital Signature NOT Accepted…..Original Signature REQUIRED

First day to receive is 5/8/20.

DEADLINE: completed form must be in DCEC office for processing on:

July 30, 2020

If voter cannot sign or if assistance is given, the following is REQUIRED:

Signature and address of person assisting: _____

_____

Signature and address of person witnessing: _____

_____

Mail, Fax, OR Email (with a scanned signature) to:

ATTN: Absentee Department
Davidson County Election Commission
P.O. Box 650
Nashville, TN 37202-0650

Fax: 615-880-1729
Email: moaballot@nashville.gov

For information: (615) 862-8815 | TTY (800) 848-0298 or Relay 711
Download and print additional applications at: www.nashville.gov/vote

Note: Incomplete applications cannot be processed. Any corrected applications MUST be in the DCEC office for processing on the seventh (7th) day before the Election.

A new Absentee Ballot Request must be submitted before each election.

RETRIEVED FROM DEMOCRACYDOCKET.COM

Rev 3/2020

EXHIBIT 5

RETRIEVED FROM DEMOCRACYDOCKET.COM

Pursuant to the June 4, 2020 Order of the Davidson County Chancery Court, if you are a registered voter and do not wish to vote in-person due to the COVID-19 situation, you are eligible to request an absentee ballot by mail. You also have the option to vote in-person during early voting or on Election Day.

RETRIEVED FROM DEMOCRACYDOCKET.COM

Absentee Voting



(https://sos-tn-gov-files.tnsosfiles.com/AbsenteeVotingGraphics_Story-Information.png?vrT8Kb3tp3GPfQwuzn.H6RshBxqCnLf1)

RETRIEVED FROM DEMOCRACYDOCKET.COM

Download Absentee Request Form (https://sos-tn-gov-files.tnsosfiles.com/2020%20Absentee%20Request%20-%20August.pdf) | Military/Overseas Absentee Request Information (http://sos.tn.gov/products/elections/militaryoverseas-uocava-absentee-information)

1. Am I eligible to vote absentee by-mail?

You can vote absentee by-mail if you fall under one of the following categories:

- You will be outside the county where you are registered during the early voting period and all day on Election Day.
- You or your spouse are a full-time student in an accredited college or university outside the county where you are registered.
- You are on the permanent absentee list (see question 4 below).
- You reside in a nursing home, assisted living facility or home for the aged outside your county of residence.
- You will be unable to vote in-person due to jury duty.
- You are sixty (60) years of age or older.
- You have a physical disability and an inaccessible polling place.
- You are hospitalized, ill or physically disabled and unable to appear at your polling place to vote; and/or you have determined it is impossible or unreasonable to vote in-person due to the COVID-19 situation.

- You are the caretaker of a person who is hospitalized, ill, or disabled, and/or you have determined it is impossible or unreasonable to vote in-person due to the COVID-19 situation.
- You are a candidate for office in the election.
- You serve as an Election Day official or as a member or employee of the election commission.
- You are observing a religious holiday that prevents you from voting in person during the early voting period and on Election Day.
- You or your spouse possess a valid commercial drivers license (CDL) or Transportation Worker Identification Credential (TWIC) card and you will be working outside the state or county of registration during the open hours of early voting and Election Day and have no specific out-of-county or out-of-state address to which mail may be sent or received during such time.
- You are a member of the military or is an overseas citizen. read more (https://sos.tn.gov/products/elections/militaryoverseas-uocava-absentee-information)...

2. How can I request an absentee by-mail ballot?

You must submit a written request containing the information below to your local county election commission office (http://tnsos.org/elections/election_commissions.php) by the seventh day before Election Day. You can use the absentee ballot request form (https://sos-tn-gov-files.tnsosfiles.com/5%20Request%20for%20Absentee%20Ballot.pdf?S4vtTZYExu0RGPGsQSHS_Hr2L4yd6ai1) to make sure all required information is provided.

RETRIEVED FROM DEMOCRACYDOCKET.COM

You can submit your written request for an absentee ballot by mail, fax, or e-mail. If e-mailing your request, be sure the attached document contains the information below and your scanned signature.

1. Name of the registered voter
2. Address of the voter's residence
3. Voter's social security number
4. Voter's date of birth
5. Address to mail the ballot
6. The election in which the voter wishes to participate. If the election involves a primary, the political party in which the voter wishes to participate.
7. Reason the voter wishes to vote absentee. If applicable, a copy of the CDL containing the CDL number or the TWIC card must be included in the voter's request.
8. Voter's signature

A request that contains this information will be processed and a ballot will be mailed to the voter.

NOTICE: A person who is not an employee of an election commission commits a Class E felony if such person gives an application for an absentee ballot to any person or commits a Class A misdemeanor if such person gives an unsolicited request for application for absentee ballot to any person. T.C.A. § 2-6-202(c)(3) and (4).

3. What if I do not provide all of the information required on the absentee by-mail ballot application?

The county election commission will return the application to you so you can make corrections and resubmit your application.

4. Do I qualify for the permanent absentee list?

You will receive an application for ballot for each election if your licensed physician signs a statement (http://sharetngov.tnsosfiles.com/sos/election/forms/ss-3023.pdf) stating that, in the their judgment, you are medically unable to vote in person. The statement must be filed not less than seven (7) days before the election and signed under the penalty of perjury.

5. When can I request my ballot?

You may request an absentee by-mail ballot no earlier than ninety (90) days before the election and no later than seven (7) days before the election. To be processed for the next election, the application must be received by the election commission no later than seven (7) days before the election.

The deadline for the August 6 election is Thursday, July 30.

Requests for the November presidential election cannot be received until August 5.

6. What if I do not receive or ruin my ballot and can no longer use it?

You should notify your county election commission (http://tnsos.org/elections/election_commissions.php).

7.What is the deadline to return my ballot so it can be counted?

You must mail your ballot in time for your county election commission to receive it no later than the close of polls on Election Day.

8. Can I hand deliver my ballot to the election office?

No. You must return your ballot by mail (USPS, FedEx, UPS, etc.).

9. Is any additional information if I registered to vote by mail?

Unless you are on the permanent absentee voting register or enrolled in the Safe at Home program, you must appear in-person to vote in the first election after you have registered by mail. If you have already voted in-person since you registered, then no additional information will be required to vote by mail.

RETRIEVED FROM DEMOCRACYDOCKET.COM

Category: Voter Information (/taxonomy/term/388)

Subcategory: Absentee Voting (/elections/absentee-voting)

Elections Menu

Elections Home (/elections)

Candidate Information (/elections/candidate-information)

Election Information (/elections/election-information)

Voter Information (/elections/voter-information)

Elections FAQs (/elections/elections-faqs)

State Election Commission (/products/elections/state-election-commission)

TN Highway Officials Certification Board (/elections/thocb)

OUR MISSION

Our mission is to exceed the expectations of our customers, the taxpayers, by operating at the highest levels of accuracy, cost-effectiveness and accountability in a customer-centered environment.

CUSTOMER SUPPORT

Contact Us (https://sos.tn.gov/contacts)

Library & Archives Visitor Information (https://sos.tn.gov/node/5755)

RETRIEVED FROM DEMOCRACYDOCKET.COM

DEPARTMENT INFORMATION

About the Secretary of State's Office (https://sos.tn.gov/node/5060)

Secretary of State Bio (https://sos.tn.gov/node/5497)

Secretary of State Newsroom (https://sos.tn.gov/newsroom)

Sign up for email updates (https://sos.tn.gov/node/6107)

DIVISIONS

Administrative Hearings (https://sos.tn.gov/apd)

Business Services (https://sos.tn.gov/business-services)

Charitable Solicitations and Gaming (https://sos.tn.gov/charitable)

Elections (https://sos.tn.gov/elections)

Human Resources and Organizational Development (https://sos.tn.gov/hr)

Library & Archives (https://sos.tn.gov/tsla)

Division of Publications (https://sos.tn.gov/publications)

Records Management (https://sos.tn.gov/rmd)

LINKS

Tennessee General Assembly (http://capitol.tn.gov)

Bureau of Ethics and Campaign Finance (https://www.tn.gov/tref/)

Tennessee Code Unannotated (http://www.lexisnexis.com/hottopics/tncode/)

State Comptroller (http://www.comptroller.tn.gov/)

State Treasurer (http://treasury.tn.gov/)

National Association of Secretaries of State (http://nass.org)

Title VI / EEO Information (http://sos-tn-gov-files.s3.amazonaws.com/Title%20VI%20Form.pdf)

Public Records Policy and Records Request Form (https://sos.tn.gov/node/7457)

Tennessee Secretary of State (https://sos.tn.gov)
Tre Hargett

RETRIEVED FROM DEMOCRACYDOCKET.COM

(https://twitter.com/sectrehargett)

(https://www.facebook.com/TennesseeSecretaryofState) (https://www.instagram.com/tnsecofstate/)

(https://www.youtube.com/c/sectrehargett) (https://sos.tn.gov/node/5387)

(https://sos.tn.gov/node/6107)

© 2017-2019 Tennessee Secretary of State | Web and Social Media Policies (https://sos.tn.gov/node/5591)

EXHIBIT 6

RETRIEVED FROM DEMOCRACYDOCKET.COM

Statistical Analysis of Voter Turnout for the August 4, 2016 Election as Submitted by the Counties

County:	Registered Voters:	Total Votes Cast:	Voter Turnout:	Absentee By Mail: Voters	Early Voters:	Percentage of Early Voters From Total Votes Cast:	Percentage of Early and Absentee Voters From Total Votes Cast:
Anderson	45,923	4,362	9.50%	167	2446	56.08%	59.90%
Bedford	24,085	2,651	11.01%	49	1258	47.45%	49.30%
Benton	10,561	2,557	24.21%	67	1598	62.50%	65.12%
Bledsoe	8,151	1,950	23.92%	51	552	28.31%	30.92%
Blount	77,573	12,067	15.56%	271	6482	53.72%	55.96%
Bradley	64,284	8,846	13.76%	123	5440	61.50%	62.89%
Campbell	23,921	4,040	16.89%	96	1696	41.98%	44.36%
Cannon	8,627	1,850	21.44%	34	596	32.22%	34.05%
Carroll	17,876	2,293	12.83%	40	950	41.43%	43.17%
Carter	32,749	3,481	10.63%	187	1230	35.33%	40.71%
Cheatham	23,670	4,032	17.03%	61	2203	54.64%	56.15%
Chester	10,599	1,855	17.50%	49	861	46.42%	49.06%
Claiborne	19,426	6,371	32.80%	169	3217	50.49%	53.15%
Clay	5,673	1,850	32.61%	92	822	44.43%	49.41%
Cocke	22,437	3,493	15.57%	81	1824	52.22%	54.54%
Coffee	31,726	5,728	18.05%	51	2674	46.68%	47.57%
Crockett	8,361	1,351	16.16%	12	557	41.23%	42.12%
Cumberland	39,179	5,824	14.87%	160	3245	55.72%	58.46%
Davidson	388,694	47,064	12.11%	762	23456	49.84%	51.46%
Decatur	7,215	1,869	25.90%	27	900	48.15%	49.60%
DeKalb	11,462	2,462	21.48%	50	1010	41.02%	43.05%
Dickson	29,806	3,825	12.83%	168	1507	39.40%	43.79%
Dyer	21,596	2,795	12.94%	29	1530	54.74%	55.78%
Fayette	27,200	6,759	24.85%	67	3031	44.84%	45.84%
Fentress	11,997	3,143	26.20%	63	1838	58.48%	60.48%
Franklin	24,911	4,021	16.14%	71	1874	46.61%	48.37%
Gibson	29,854	4,607	15.43%	62	1542	33.47%	34.82%
Giles	18,531	2,547	13.74%	58	1276	50.10%	52.38%
Grainger	14,752	1,823	12.36%	76	724	39.71%	43.88%
Greene	41,083	5,808	14.14%	146	2318	39.91%	42.42%
Grundy	7,577	1,637	21.60%	36	547	33.41%	35.61%
Hamblen	34,431	4,083	11.86%	103	1873	45.87%	48.40%
Hamilton	240,033	29,108	12.13%	573	11082	38.07%	40.04%
Hancock	4,962	1,381	27.83%	101	460	33.31%	40.62%
Hardeman	14,649	3,926	26.80%	91	1962	49.97%	52.29%
Hardin	15,827	3,620	22.87%	33	1601	44.23%	45.14%
Hawkins	31,672	5,704	18.01%	144	2706	47.44%	49.96%
Haywood	10,970	2,541	23.16%	129	1409	55.45%	60.53%
Henderson	17,055	2,043	11.98%	32	866	42.39%	43.95%
Henry	19,839	4,635	23.36%	38	2378	51.31%	52.13%
Hickman	13,984	1,414	10.11%	29	612	43.28%	45.33%
Houston	5,186	1,339	25.82%	72	632	47.20%	52.58%
Humphreys	12,640	1,919	15.18%	104	1053	54.87%	60.29%
Jackson	8,680	1,743	20.08%	49	642	36.83%	39.64%
Jefferson	29,898	2,370	7.93%	78	989	41.73%	45.02%
Johnson	11,068	2,190	19.79%	57	1122	51.23%	53.84%
Knox	295,214	21,484	7.28%	886	12423	57.82%	61.95%
Lake	3,793	1,515	39.94%	47	852	56.24%	59.34%

RETRIEVED FROM DEMOCRACYDOCKET.COM

Statistical Analysis of Voter Turnout for the August 4, 2016 Election as Submitted by the Counties

County:	Registered Voters:	Total Votes Cast:	Voter Turnout:	Absentee By Mail: Voters	Early Voters:	Percentage of Early Voters From Total Votes Cast:	Percentage of Early and Absentee Voters From Total Votes Cast:
Lauderdale	13,567	2,417	17.82%	192	965	39.93%	47.87%
Lawrence	24,332	1,397	5.74%	30	587	42.02%	44.17%
Lewis	7,553	726	9.61%	22	345	47.52%	50.55%
Lincoln	20,288	2,550	12.57%	33	1180	46.27%	47.57%
Loudon	32,870	2,318	7.05%	115	1564	67.47%	72.43%
Macon	12,332	2,276	18.46%	48	1289	56.63%	58.74%
Madison	61,637	12,479	20.25%	225	5970	47.84%	49.64%
Marion	17,464	3,558	20.37%	50	1391	39.09%	40.50%
Marshall	17,851	3,218	18.03%	69	1487	46.21%	48.35%
Maury	45,352	7,816	17.23%	97	3853	49.30%	50.54%
McMinn	30,624	2,850	9.31%	70	1622	56.91%	59.37%
McNairy	15,877	4,443	27.98%	75	2062	46.41%	48.10%
Meigs	7,341	1,751	23.85%	47	823	47.00%	49.69%
Monroe	28,587	8,473	29.64%	757	4064	47.96%	56.90%
Montgomery	106,423	8,309	7.81%	241	4319	51.98%	54.88%
Moore	4,696	1,473	31.37%	27	647	43.92%	45.76%
Morgan	12,146	963	7.93%	34	386	40.08%	43.61%
Obion	18,636	2,624	14.08%	30	1288	49.09%	50.23%
Overton	14,065	3,462	24.61%	68	1906	55.05%	57.02%
Perry	5,341	2,333	43.68%	84	1017	43.59%	47.19%
Pickett	4,005	1,295	32.33%	44	563	43.47%	46.87%
Polk	12,612	2,756	21.85%	116	1063	38.57%	42.78%
Putnam	41,504	5,033	12.13%	130	2233	44.37%	46.95%
Rhea	19,620	2,481	12.65%	93	1210	48.77%	52.52%
Roane	33,805	8,061	23.85%	176	4665	57.87%	60.05%
Robertson	39,948	5,566	13.93%	74	2506	45.02%	46.35%
Rutherford	158,987	21,900	13.77%	242	12322	56.26%	57.37%
Scott	13,817	3,695	26.74%	177	1819	49.23%	54.02%
Sequatchie	9,514	1,178	12.38%	9	598	50.76%	51.53%
Sevier	60,022	4,279	7.13%	98	1936	45.24%	47.53%
Shelby	556,674	83,308	14.97%	685	43379	52.07%	52.89%
Smith	11,802	1,599	13.55%	26	796	49.78%	51.41%
Stewart	8,477	1,732	20.43%	90	991	57.22%	62.41%
Sullivan	85,724	11,319	13.20%	282	5762	50.91%	53.40%
Sumner	105,209	13,458	12.79%	255	4910	36.48%	38.38%
Tipton	39,658	5,693	14.36%	57	3278	57.58%	58.58%
Trousdale	5,196	757	14.57%	6	452	59.71%	60.50%
Unicoi	10,848	2,720	25.07%	66	1628	59.85%	62.28%
Union	11,602	2,291	19.75%	151	550	24.01%	30.60%
Van Buren	4,501	573	12.73%	7	194	33.86%	35.08%
Warren	18,028	3,267	18.12%	38	1627	49.80%	50.96%
Washington	76,082	7,196	9.46%	230	3126	43.44%	46.64%
Wayne	10,336	3,058	29.59%	41	1513	49.48%	50.82%
Weakley	18,214	2,256	12.39%	64	1082	47.96%	50.80%
White	15,752	3,750	23.81%	78	1772	47.25%	49.33%
Williamson	143,208	17,410	12.16%	159	9104	52.29%	53.21%
Wilson	77,108	11,464	14.87%	157	5188	45.25%	46.62%
Total:	**3,968,635**	**557,507**	**14.05%**	**11,806**	**272,898**	**48.95%**	**51.07%**

RETRIEVED FROM DEMOCRACYDOCKET.COM

EXHIBIT 7

RETRIEVED FROM DEMOCRACYDOCKET.COM

Statistical Analysis of Voter Turnout for the November 8, 2016 Election as Submitted by the Counties

County:	Registered Voters:	Total Votes Cast:	Voter Turnout:	Absentee By Mail: Voters	Early Voters:	Percentage of Early Voters From Total Votes Cast:	Percentage of Early and Absentee Voters From Total Votes Cast:
Anderson	47,195	30,509	64.64%	1,050	20,488	67.15%	70.60%
Bedford	24,887	15,489	62.24%	282	10,120	65.34%	67.16%
Benton	10,755	6,388	59.40%	163	4,304	67.38%	69.93%
Bledsoe	8,285	4,755	57.39%	163	1,403	29.51%	32.93%
Blount	79,595	53,303	66.97%	1,510	32,949	61.81%	64.65%
Bradley	65,892	39,062	59.28%	766	27,379	70.09%	72.05%
Campbell	24,333	12,808	52.64%	307	6,864	53.59%	55.99%
Cannon	8,805	5,359	60.86%	133	2,626	49.00%	51.48%
Carroll	18,056	10,555	58.46%	251	5,363	50.81%	53.19%
Carter	33,589	21,319	63.47%	648	10,971	51.46%	54.50%
Cheatham	24,432	16,173	66.20%	329	10,984	67.92%	69.95%
Chester	10,792	6,629	61.43%	177	4,087	61.65%	64.32%
Claiborne	19,792	10,940	55.27%	307	6,415	58.64%	61.44%
Clay	5,702	2,951	51.75%	94	1,515	51.34%	54.52%
Cocke	22,791	12,273	53.85%	324	6,685	54.47%	57.11%
Coffee	32,656	20,172	61.77%	409	12,351	61.23%	63.26%
Crockett	8,490	5,458	64.29%	92	3,074	56.32%	58.01%
Cumberland	40,339	26,694	66.17%	1,060	16,810	62.97%	66.94%
Davidson	405,956	252,830	62.28%	5,571	172,938	68.40%	70.60%
Decatur	7,352	4,639	63.10%	139	2,696	58.12%	61.11%
DeKalb	11,686	7,015	60.03%	205	3,729	53.16%	56.08%
Dickson	30,720	19,007	61.87%	610	10,866	57.17%	60.38%
Dyer	21,998	13,428	61.04%	217	8,620	64.19%	65.81%
Fayette	28,063	19,554	69.68%	307	12,727	65.09%	66.66%
Fentress	12,259	7,466	60.90%	200	4,742	63.51%	66.19%
Franklin	25,583	16,556	64.71%	445	9,224	55.71%	58.40%
Gibson	30,499	19,715	64.64%	324	10,081	51.13%	52.78%
Giles	18,945	11,213	59.19%	244	6,608	58.93%	61.11%
Grainger	14,986	8,163	54.47%	244	4,343	53.20%	56.19%
Greene	41,747	23,833	57.09%	762	10,762	45.16%	48.35%
Grundy	7,695	4,847	62.99%	104	2,308	47.62%	49.76%
Hamblen	35,185	20,907	59.42%	484	12,837	61.40%	63.72%
Hamilton	247,712	145,049	58.56%	4,035	70,716	48.75%	51.53%
Hancock	4,966	2,290	46.11%	77	909	39.69%	43.06%
Hardeman	14,781	9,405	63.63%	462	5,227	55.58%	60.49%
Hardin	16,213	10,053	62.01%	222	5,669	56.39%	58.60%
Hawkins	32,571	21,004	64.49%	481	12,575	59.87%	62.16%
Haywood	11,154	6,964	62.44%	337	4,274	61.37%	66.21%
Henderson	17,429	10,393	59.63%	233	6,528	62.81%	65.05%
Henry	20,350	13,042	64.09%	340	7,784	59.68%	62.29%
Hickman	14,254	7,944	55.73%	194	4,452	56.04%	58.48%
Houston	5,268	3,250	61.69%	165	1,851	56.95%	62.03%
Humphreys	12,890	7,320	56.79%	243	4,729	64.60%	67.92%
Jackson	8,782	4,511	51.37%	139	1,926	42.70%	45.78%
Jefferson	30,968	19,312	62.36%	856	11,669	60.42%	64.86%
Johnson	11,242	6,643	59.09%	239	3,974	59.82%	63.42%
Knox	305,106	184,843	60.58%	5,235	136,639	73.92%	76.75%
Lake	3,785	1,994	52.68%	59	1,138	57.07%	60.03%

RETRIEVED FROM DEMOCRACYDOCKET.COM

Statistical Analysis of Voter Turnout for the November 8, 2016 Election as Submitted by the Counties

County:	Registered Voters:	Total Votes Cast:	Voter Turnout:	Absentee By Mail: Voters	Early Voters:	Percentage of Early Voters From Total Votes Cast:	Percentage of Early and Absentee Voters From Total Votes Cast:
Lauderdale	13,758	8,131	59.10%	317	4,804	59.08%	62.98%
Lawrence	24,585	15,834	64.41%	271	7,926	50.06%	51.77%
Lewis	7,710	4,677	60.66%	129	2,796	59.78%	62.54%
Lincoln	20,817	13,494	64.82%	310	7,284	53.98%	56.28%
Loudon	34,079	23,861	70.02%	1,304	17,546	73.53%	79.00%
Macon	12,677	7,562	59.65%	124	5,156	68.18%	69.82%
Madison	62,935	38,868	61.76%	1,137	24,561	63.19%	66.12%
Marion	17,807	11,016	61.86%	291	4,996	45.35%	47.99%
Marshall	18,461	11,570	62.67%	227	7,157	61.86%	63.82%
Maury	55,500	35,727	64.37%	658	23,504	65.79%	67.63%
McMinn	31,310	19,134	61.11%	450	11,716	61.23%	63.58%
McNairy	16,133	10,156	62.95%	244	5,407	53.24%	55.64%
Meigs	7,466	4,355	58.33%	119	2,566	58.92%	61.65%
Monroe	29,153	17,445	59.84%	937	10,106	57.93%	63.30%
Montgomery	111,231	58,286	52.40%	2,699	34,156	58.60%	63.23%
Moore	4,813	2,956	61.42%	55	1,789	60.52%	62.38%
Morgan	12,336	6,839	55.44%	193	3,491	51.05%	53.87%
Obion	19,112	12,355	64.65%	308	7,588	61.42%	63.91%
Overton	14,265	8,356	58.58%	208	4,824	57.73%	60.22%
Perry	5,403	2,881	53.32%	72	1,343	46.62%	49.11%
Pickett	4,022	2,662	66.19%	115	1,258	47.26%	51.58%
Polk	12,820	7,107	55.44%	209	3,149	44.31%	47.25%
Putnam	42,874	27,500	64.14%	696	17,119	62.25%	64.78%
Rhea	20,025	11,290	56.38%	325	6,502	57.59%	60.47%
Roane	34,557	22,143	64.08%	665	14,277	64.48%	67.48%
Robertson	41,579	27,374	65.84%	477	15,981	58.38%	60.12%
Rutherford	167,336	108,613	64.91%	1,826	77,590	71.44%	73.12%
Scott	13,920	7,203	51.75%	260	3,934	54.62%	58.23%
Sequatchie	9,706	5,748	59.22%	92	3,214	55.92%	57.52%
Sevier	62,214	36,655	58.92%	981	19,868	54.20%	56.88%
Shelby	567,545	341,731	60.21%	5,883	237,763	69.58%	71.30%
Smith	12,006	7,505	62.51%	135	4,624	61.61%	63.41%
Stewart	8,670	5,336	61.55%	234	3,306	61.96%	66.34%
Sullivan	96,771	63,449	65.57%	2,101	43,503	68.56%	71.88%
Sumner	109,504	72,251	65.98%	1,811	44,078	61.01%	63.51%
Tipton	40,533	23,687	58.44%	367	16,983	71.70%	73.25%
Trousdale	5,375	3,203	59.59%	70	2,114	66.00%	68.19%
Unicoi	11,120	7,282	65.49%	214	4,613	63.35%	66.29%
Union	11,810	6,306	53.40%	300	2,291	36.33%	41.09%
Van Buren	4,506	2,447	54.31%	51	1,248	51.00%	53.09%
Warren	21,953	13,844	63.06%	203	8,487	61.30%	62.77%
Washington	79,139	50,432	63.73%	1,418	29,527	58.55%	61.36%
Wayne	10,465	5,893	56.31%	150	2,957	50.18%	52.72%
Weakley	18,753	12,365	65.94%	305	7,381	59.69%	62.16%
White	16,144	10,016	62.04%	255	5,926	59.17%	61.71%
Williamson	150,089	108,234	72.11%	2,762	81,124	74.95%	77.50%
Wilson	80,800	57,466	71.12%	1,003	41,328	71.92%	73.66%
Total:	**4,110,318**	**2,545,271**	**61.92%**	**64,199**	**1,625,790**	**63.87%**	**66.40%**

RETRIEVED FROM DEMOCRACYDOCKET.COM

EXHIBIT 8

RETRIEVED FROM DEMOCRACYDOCKET.COM

Statistical Analysis of Voter Turnout for the August 2, 2018 Election as Submitted by the Counties

County:	Registered Voters:	Total Votes Cast:	Voter Turnout:	Absentee By Mail: Voters	Early Voters:	Percentage of Early Voters From Total Votes Cast:	Percentage of Early and Absentee Voters From Total Votes Cast:
Anderson	45,127	14,081	31.20%	275	7,668	54.46%	56.41%
Bedford	23,134	8,705	37.63%	94	4,817	55.34%	56.42%
Benton	10,971	4,631	42.21%	52	2,787	60.18%	61.30%
Bledsoe	8,205	3,339	40.69%	58	910	27.25%	28.99%
Blount	81,295	22,321	27.46%	362	10,014	44.86%	46.49%
Bradley	65,319	16,056	24.58%	149	9,475	59.01%	59.94%
Campbell	23,488	10,017	42.65%	200	5,113	51.04%	53.04%
Cannon	8,426	4,215	50.02%	82	1,768	41.95%	43.89%
Carroll	17,397	6,246	35.90%	86	3,017	48.30%	49.68%
Carter	33,188	11,396	34.34%	230	4,685	41.11%	43.13%
Cheatham	25,134	7,522	29.93%	82	3,770	50.12%	51.21%
Chester	10,301	3,725	36.16%	116	1,966	52.78%	55.89%
Claiborne	18,340	8,435	45.99%	206	4,712	55.86%	58.30%
Clay	5,711	2,583	45.23%	97	1,298	50.25%	54.01%
Cocke	21,897	7,659	34.98%	149	3,969	51.82%	53.77%
Coffee	30,905	11,509	37.24%	110	5,991	52.05%	53.01%
Crockett	7,408	3,141	42.40%	31	1,436	45.72%	46.70%
Cumberland	40,762	12,910	31.67%	271	6,234	48.29%	50.39%
Davidson	409,941	114,073	27.83%	1,070	57,193	50.14%	51.08%
Decatur	7,167	3,733	52.09%	65	2,143	57.41%	59.15%
DeKalb	11,477	4,839	42.16%	106	2,178	45.01%	47.20%
Dickson	31,111	9,977	32.07%	195	4,077	40.86%	42.82%
Dyer	21,209	6,892	32.50%	43	3,567	51.76%	52.38%
Fayette	27,689	9,756	35.23%	82	4,672	47.89%	48.73%
Fentress	11,916	6,189	51.94%	110	4,004	64.70%	66.47%
Franklin	24,295	8,633	35.53%	106	4,080	47.26%	48.49%
Gibson	28,969	10,328	35.65%	104	4,199	40.66%	41.66%
Giles	18,809	6,815	36.23%	93	3,810	55.91%	57.27%
Grainger	13,435	3,766	28.03%	118	1,384	36.75%	39.88%
Greene	41,522	12,646	30.46%	304	5,538	43.79%	46.20%
Grundy	7,574	3,142	41.48%	47	1,182	37.62%	39.12%
Hamblen	34,266	8,544	24.93%	142	3,739	43.76%	45.42%
Hamilton	248,729	57,120	22.96%	893	20,701	36.24%	37.80%
Hancock	4,777	1,584	33.16%	67	511	32.26%	36.49%
Hardeman	14,075	5,797	41.19%	133	2,952	50.92%	53.22%
Hardin	15,709	6,676	42.50%	72	3,412	51.11%	52.19%
Hawkins	28,454	9,422	33.11%	168	4,004	42.50%	44.28%
Haywood	10,614	4,648	43.79%	209	2,541	54.67%	59.17%
Henderson	16,518	6,090	36.87%	65	3,209	52.69%	53.76%
Henry	19,301	6,947	35.99%	77	3,818	54.96%	56.07%
Hickman	13,354	5,659	42.38%	81	2,939	51.93%	53.37%
Houston	5,405	2,976	55.06%	137	1,534	51.55%	56.15%
Humphreys	12,353	3,911	31.66%	116	2,208	56.46%	59.42%
Jackson	8,109	3,738	46.10%	115	1,498	40.07%	43.15%
Jefferson	30,938	8,852	28.61%	123	4,403	49.74%	51.13%
Johnson	11,087	5,331	48.08%	112	3,050	57.21%	59.31%
Knox	308,569	81,195	26.31%	1,446	44,307	54.57%	56.35%
Lake	3,721	1,802	48.43%	54	1,107	61.43%	64.43%

RETRIEVED FROM DEMOCRACYDOCKET.COM

Statistical Analysis of Voter Turnout for the August 2, 2018 Election as Submitted by the Counties

County:	Registered Voters:	Total Votes Cast:	Voter Turnout:	Absentee By Mail: Voters	Early Voters:	Percentage of Early Voters From Total Votes Cast:	Percentage of Early and Absentee Voters From Total Votes Cast:
Lauderdale	13,231	4,257	32.17%	195	2,061	48.41%	53.00%
Lawrence	23,758	9,308	39.18%	53	3,633	39.03%	39.60%
Lewis	7,577	3,632	47.93%	81	2,064	56.83%	59.06%
Lincoln	19,794	5,377	27.16%	38	2,391	44.47%	45.17%
Loudon	34,566	12,376	35.80%	321	7,619	61.56%	64.16%
Macon	12,480	6,437	51.58%	83	4,802	74.60%	75.89%
Madison	58,259	18,002	30.90%	299	9,267	51.48%	53.14%
Marion	17,252	4,869	28.22%	59	1,946	39.97%	41.18%
Marshall	17,237	6,719	38.98%	80	3,670	54.62%	55.81%
Maury	50,247	19,447	38.70%	177	10,045	51.65%	52.56%
McMinn	30,840	9,024	29.26%	126	4,102	45.46%	46.85%
McNairy	15,168	5,928	39.08%	86	2,812	47.44%	48.89%
Meigs	7,401	2,809	37.95%	52	1,476	52.55%	54.40%
Monroe	29,128	10,327	35.45%	588	5,175	50.11%	55.81%
Montgomery	104,777	20,690	19.75%	237	10,312	49.84%	50.99%
Moore	4,965	2,364	47.61%	39	1,383	58.50%	60.15%
Morgan	10,483	5,256	50.14%	102	2,477	47.13%	49.07%
Obion	19,586	7,469	38.13%	66	4,193	56.14%	57.02%
Overton	13,505	5,277	39.07%	104	2,583	48.95%	50.92%
Perry	5,121	2,630	51.36%	47	1,302	49.51%	51.29%
Pickett	3,996	2,038	51.00%	64	840	41.22%	44.36%
Polk	13,058	4,198	32.15%	174	1,772	42.21%	46.36%
Putnam	41,040	13,866	33.79%	207	6,711	48.40%	49.89%
Rhea	18,314	6,985	38.14%	142	3,666	52.48%	54.52%
Roane	32,071	12,409	38.69%	210	6,857	55.26%	56.95%
Robertson	40,976	14,182	34.61%	141	6,542	46.13%	47.12%
Rutherford	164,347	42,878	26.09%	339	22,516	52.51%	53.30%
Scott	13,674	7,383	53.85%	353	4,457	60.53%	65.33%
Sequatchie	10,074	4,572	45.38%	37	2,727	59.65%	60.45%
Sevier	61,945	13,694	22.11%	208	5,061	36.96%	38.48%
Shelby	561,701	155,698	27.72%	1,023	85,467	54.89%	55.55%
Smith	11,584	5,472	47.24%	58	3,103	56.71%	57.77%
Stewart	8,464	4,190	49.50%	135	2,590	61.81%	65.04%
Sullivan	92,250	26,300	28.51%	419	11,955	45.46%	47.05%
Sumner	105,114	28,237	26.86%	325	10,503	37.20%	38.35%
Tipton	35,921	9,409	26.19%	72	4,991	53.04%	53.81%
Trousdale	5,243	2,372	45.24%	31	1,537	64.80%	66.10%
Unicoi	10,407	3,526	33.88%	52	1,747	49.55%	51.02%
Union	10,749	5,191	48.29%	257	1,631	31.42%	36.37%
Van Buren	4,607	1,785	38.75%	19	745	41.74%	42.80%
Warren	21,361	10,137	47.46%	72	5,738	56.60%	57.31%
Washington	75,031	19,119	25.48%	292	8,320	43.52%	45.04%
Wayne	9,504	4,729	49.76%	65	2,386	50.45%	51.83%
Weakley	16,035	6,853	42.74%	110	3,731	54.44%	56.05%
White	15,051	6,343	42.14%	127	3,208	50.58%	52.58%
Williamson	148,988	44,119	29.61%	326	20,655	46.82%	47.56%
Wilson	81,347	30,478	37.47%	280	17,265	56.65%	57.57%
Total:	**4,026,328**	**1,227,913**	**30.50%**	**17,474**	**613,624**	**49.97%**	**51.40%**

RETRIEVED FROM DEMOCRACYDOCKET.COM

EXHIBIT 9

RETRIEVED FROM DEMOCRACYDOCKET.COM

Statistical Analysis of Voter Turnout for the November 6, 2018 Election as Submitted by the Counties

County:	Registered Voters:	Total Votes Cast:	Voter Turnout:	Absentee By Mail: Voters	Early Voters:	Percentage of Early Voters From Total Votes Cast:	Percentage of Early and Absentee Voters From Total Votes Cast:
Anderson	46,430	26,310	56.67%	677	16,766	63.72%	66.30%
Bedford	23,813	13,148	55.21%	212	7,402	56.30%	57.91%
Benton	11,117	5,381	48.40%	117	3,461	64.32%	66.49%
Bledsoe	8,352	4,113	49.25%	94	1,155	28.08%	30.37%
Blount	83,606	47,305	56.58%	1,075	28,365	59.96%	62.23%
Bradley	66,845	34,256	51.25%	515	21,693	63.33%	64.83%
Campbell	23,763	10,340	43.51%	256	5,132	49.63%	52.11%
Cannon	8,617	4,691	54.44%	95	2,104	44.85%	46.88%
Carroll	17,623	8,903	50.52%	167	4,273	48.00%	49.87%
Carter	34,026	18,865	55.44%	442	9,343	49.53%	51.87%
Cheatham	26,003	14,582	56.08%	220	9,045	62.03%	63.54%
Chester	10,413	5,364	51.51%	106	3,197	59.60%	61.58%
Claiborne	18,618	8,625	46.33%	206	4,659	54.02%	56.41%
Clay	5,751	2,608	45.35%	81	1,354	51.92%	55.02%
Cocke	22,285	10,564	47.40%	284	5,649	53.47%	56.16%
Coffee	31,630	17,151	54.22%	243	9,609	56.03%	57.44%
Crockett	8,008	4,565	57.01%	58	2,365	51.81%	53.08%
Cumberland	41,799	24,111	57.68%	755	14,597	60.54%	63.67%
Davidson	427,577	245,860	57.50%	4,096	156,364	63.60%	65.26%
Decatur	7,242	3,903	53.89%	109	2,132	54.62%	57.42%
DeKalb	11,735	6,043	51.50%	125	3,015	49.89%	51.96%
Dickson	31,916	16,874	52.87%	373	8,719	51.67%	53.88%
Dyer	21,637	11,273	52.10%	142	6,538	58.00%	59.26%
Fayette	28,318	17,360	61.30%	206	9,384	54.06%	55.24%
Fentress	12,102	6,493	53.65%	145	4,213	64.89%	67.12%
Franklin	24,871	14,047	56.48%	303	7,381	52.55%	54.70%
Gibson	29,608	16,389	55.35%	234	7,436	45.37%	46.80%
Giles	19,114	9,738	50.95%	198	5,344	54.88%	56.91%
Grainger	13,722	6,952	50.66%	191	3,377	48.58%	51.32%
Greene	42,246	20,742	49.10%	583	9,209	44.40%	47.21%
Grundy	7,711	3,820	49.54%	81	1,812	47.43%	49.55%
Hamblen	35,119	17,596	50.10%	368	9,617	54.65%	56.75%
Hamilton	255,759	134,494	52.59%	2,778	65,212	48.49%	50.55%
Hancock	4,805	1,837	38.23%	64	764	41.59%	45.07%
Hardeman	14,231	7,677	53.95%	187	4,041	52.64%	55.07%
Hardin	16,034	8,298	51.75%	135	4,316	52.01%	53.64%
Hawkins	31,525	17,694	56.13%	362	9,682	54.72%	56.77%
Haywood	10,832	5,971	55.12%	281	3,305	55.35%	60.06%
Henderson	16,697	8,753	52.42%	141	4,919	56.20%	57.81%
Henry	19,798	10,977	55.44%	213	6,201	56.49%	58.43%
Hickman	13,619	7,053	51.79%	118	3,881	55.03%	56.70%
Houston	5,433	2,790	51.35%	149	1,505	53.94%	59.28%
Humphreys	12,576	5,947	47.29%	178	3,674	61.78%	64.77%
Jackson	8,179	3,972	48.56%	124	1,678	42.25%	45.37%
Jefferson	31,725	16,314	51.42%	395	9,442	57.88%	60.30%
Johnson	11,220	5,990	53.39%	160	3,504	58.50%	61.17%
Knox	318,167	167,589	52.67%	3,856	114,515	68.33%	70.63%
Lake	3,722	1,528	41.05%	36	897	58.70%	61.06%

RETRIEVED FROM DEMOCRACYDOCKET.COM

Statistical Analysis of Voter Turnout for the November 6, 2018 Election as Submitted by the Counties

County:	Registered Voters:	Total Votes Cast:	Voter Turnout:	Absentee By Mail: Voters	Early Voters:	Percentage of Early Voters From Total Votes Cast:	Percentage of Early and Absentee Voters From Total Votes Cast:
Lauderdale	13,362	6,788	50.80%	242	3,962	58.37%	61.93%
Lawrence	24,224	13,129	54.20%	171	6,026	45.90%	47.20%
Lewis	7,673	4,084	53.23%	116	2,318	56.76%	59.60%
Lincoln	20,215	10,650	52.68%	146	5,198	48.81%	50.18%
Loudon	35,464	21,879	61.69%	817	15,468	70.70%	74.43%
Macon	12,777	6,424	50.28%	92	4,208	65.50%	66.94%
Madison	59,407	33,255	55.98%	787	18,879	56.77%	59.14%
Marion	17,674	9,318	52.72%	174	4,254	45.65%	47.52%
Marshall	17,810	10,110	56.77%	145	5,709	56.47%	57.90%
Maury	59,201	32,866	55.52%	478	19,242	58.55%	60.00%
McMinn	31,474	16,034	50.94%	326	8,279	51.63%	53.67%
McNairy	15,410	8,242	53.48%	149	4,076	49.45%	51.26%
Meigs	7,503	3,840	51.18%	84	2,111	54.97%	57.16%
Monroe	29,571	14,710	49.74%	684	8,021	54.53%	59.18%
Montgomery	109,727	52,455	47.81%	1,198	30,231	57.63%	59.92%
Moore	4,976	2,501	50.26%	62	1,360	54.38%	56.86%
Morgan	10,675	5,715	53.54%	142	2,648	46.33%	48.82%
Obion	19,766	9,692	49.03%	173	5,387	55.58%	57.37%
Overton	13,694	7,321	53.46%	164	3,976	54.31%	56.55%
Perry	5,188	2,486	47.92%	56	1,269	51.05%	53.30%
Pickett	4,021	2,300	57.20%	81	1,112	48.35%	51.87%
Polk	13,237	5,866	44.32%	134	2,369	40.39%	42.67%
Putnam	42,763	24,596	57.52%	477	14,035	57.06%	59.00%
Rhea	18,825	9,530	50.62%	224	4,966	52.11%	54.46%
Roane	32,844	19,582	59.62%	446	11,972	61.14%	63.42%
Robertson	42,260	24,296	57.49%	328	12,416	51.10%	52.45%
Rutherford	173,083	99,744	57.63%	1,192	65,064	65.23%	66.43%
Scott	13,782	5,585	40.52%	189	2,730	48.88%	52.26%
Sequatchie	10,233	5,063	49.48%	68	2,743	54.18%	55.52%
Sevier	63,274	30,381	48.01%	646	14,608	48.08%	50.21%
Shelby	579,034	295,810	51.09%	3,617	188,219	63.63%	64.85%
Smith	11,830	6,616	55.93%	87	3,726	56.32%	57.63%
Stewart	8,602	4,531	52.67%	149	2,710	59.81%	63.10%
Sullivan	96,284	54,944	57.06%	1,238	33,605	61.16%	63.42%
Sumner	109,371	66,016	60.36%	1,159	34,795	52.71%	54.46%
Tipton	36,806	19,636	53.35%	226	12,825	65.31%	66.46%
Trousdale	5,360	2,669	49.79%	36	1,660	62.20%	63.54%
Unicoi	10,635	6,371	59.91%	128	3,930	61.69%	63.69%
Union	10,948	5,317	48.57%	257	1,602	30.13%	34.96%
Van Buren	4,637	2,267	48.89%	24	1,170	51.61%	52.67%
Warren	21,773	11,574	53.16%	155	6,358	54.93%	56.27%
Washington	77,903	45,543	58.46%	1,070	25,205	55.34%	57.69%
Wayne	9,650	4,804	49.78%	106	2,352	48.96%	51.17%
Weakley	18,203	10,045	55.18%	209	5,209	51.86%	53.94%
White	15,378	8,523	55.42%	189	4,708	55.24%	57.46%
Williamson	156,065	106,046	67.95%	1,906	73,100	68.93%	70.73%
Wilson	84,828	53,418	62.97%	755	35,083	65.68%	67.09%
Total:	**4,163,359**	**2,267,428**	**54.46%**	**43,236**	**1,343,140**	**59.24%**	**61.14%**

RETRIEVED FROM DEMOCRACYDOCKET.COM

EXHIBIT 10

RETRIEVED FROM DEMOCRACYDOCKET.COM

I request an ABSENTEE BALLOT from the DAVIDSON COUNTY ELECTION COMMISSION for:
State and Federal Primary & County General Election
August 6, 2020

1. **PRINT Name:** _____ **2. Phone:** _____
3. **Davidson Co. address where you live:** _____
_____ **Check if NEW Address** ☐
4. **Mail my absentee ballot to this address (if different from above):** _____
_____
_____
5. **Date of Birth:** _____ **6. ENTIRE Social Security number:** __ __ __ - __ __ - __ __ __ __
7. **Email (optional, but helpful for communication):** _____
8. **THIS ELECTION IS A PRIMARY.** **SELECT ONE:**

☐ **REPUBLICAN** & County General ☐ **DEMOCRATIC** & County General ☐ **County General ONLY**

9. **My legal reason for voting Absentee is *(CHECK ONE):***

☐ I am over 60 years of age.
☐ I am hospitalized, ill, or physically disabled, and I am unable to appear at my polling place for this election.
☐ I have determined it is impossible or unreasonable to vote in person due to the COVID-19 situation, and therefore qualify as hospitalized, ill, or disabled and unable to appear at my polling place.
☐ I am a caretaker of a person who is hospitalized, ill or physically disabled.
☐ I will be outside of Davidson County during all hours of Early Voting **(July 17-Aug 1)** and Election Day.
☐ I am enrolled as a full-time student or I am the spouse of a student at an institution outside Davidson County.
☐ I am a voter with a disability and my polling place is inaccessible.
☐ I reside in a licensed facility, outside the county, providing relatively permanent care, i.e. nursing home.
☐ I am a candidate.
☐ I am on jury duty in a state or federal court.
☐ I am serving as an election official or a member or employee of the Election Commission on Election Day.
☐ I am observing a religious holiday that prevents me from voting early or on Election Day.
☐ I am a member of the **military**, spouse, or dependent ☐, an activated **National Guard** member on state orders ☐ an **overseas citizen** and otherwise qualified to vote in TN ☐ **(See #4 above: you must include a mailing address outside Davidson County, even if ballot is emailed)** Send military/overseas ballot by: Mail ☐ Email ☐ **(Provide email on Line 7)**

I swear or affirm, under penalty of perjury, that all information on this form is true and correct and that I am eligible to vote in this election.

***Signature of Voter*:** _____
Digital Signature NOT Accepted…..Original Signature REQUIRED

Completed form must be received in Election Commission office between:
May 8, 2020 and
July 30, 2020

If voter cannot sign or if assistance is given, the following is REQUIRED:
Signature and address of person assisting: _____
_____
Signature and address of person witnessing: _____
_____

Mail, Fax, OR Email to:
Davidson County Election Commission
ATTN: Absentee Department
P.O. Box 650
Nashville, TN 37202-0650
Fax: 615-880-1729
Email: moaballot@nashville.gov

A new Absentee Ballot Request must be submitted for the November 3, 2020 election, if needed.

(615) 862-8815 * www.nashville.gov/vote * TTY (800) 848-0298 or Relay 711

RETRIEVED FROM DEMOCRACYDOCKET.COM

EXHIBIT 11

RETRIEVED FROM DEMOCRACYDOCKET.COM

THOMAS J. MARSHALL
GENERAL COUNSEL
AND EXECUTIVE VICE PRESIDENT

UNITED STATES POSTAL SERVICE

May 29, 2020

Re: Election Mail

Due to the impacts of the COVID-19 pandemic, the Postal Service anticipates that many voters will choose to use the mail to participate in upcoming elections, including the 2020 General Election in November. This letter is a follow-up communication to the 2020 Official Election Mail Kit (Kit 600), which was provided to elections officials in March and which is available at https://about.usps.com/kits/kit600.pdf.

Following up on several topics addressed in that Election Mail Kit, this letter highlights some key aspects of the Postal Service's delivery processes, to allow you to take those processes into account when making decisions and when educating the public on what to expect when using the mail to vote. You will also find some additional recommendations that the Postal Service has regarding how to ensure the efficient and timely handling of mail pertaining to elections (which includes ballots as well as registration cards, absentee-ballot applications, polling-place notifications, or other materials sent from authorized election officials to allow citizens to participate in the voting process, and is collectively referred to as "Election Mail"). These and other issues are discussed in the above mentioned Election Mail Kit and in Publication 632, *State and Local Election Mail – User's Guide*, which is enclosed to this letter. Publication 632 and other Election Mail resources are available on the Postal Service's Election Mail website at https://about.usps.com/election-mail/election-mail-resources.htm.

RETRIEVED FROM DEMOCRACYDOCKET.COM

How Election Mail can be Sent

As an initial matter, the Postal Service offers a variety of mailing services that voters and election officials may utilize to transmit Election Mail. The two main classes of mail that are used for Election Mail are First-Class Mail and USPS Marketing Mail, the latter of which includes the Nonprofit postage rate. These mail classes have different delivery standards and price ranges, and are subject to eligibility requirements that include the volume of a given mailing and the mailpiece's contents, weight, and size. As a general matter, all Election Mail (including ballots) mailed from individual voters to state or local election officials *must* be sent by First-Class Mail. Election materials (including blank absentee ballots) mailed from state or local election officials to voters may generally be sent by either First-Class Mail or Marketing Mail.

Mail Processing Times Need to be Considered when Communicating Deadlines

It is important to note that First-Class Mail and Marketing Mail have different delivery standards, and that delivery times further depend on the origin and destination of a given mailpiece. Most domestic First-Class Mail is delivered in 2-5 days. Most domestic Marketing Mail is delivered in 3-10 days. *However, the Postal Service cannot guarantee a specific delivery date or alter standards to comport with individual state election laws.*

475 L'ENFANT PLAZA SW
WASHINGTON DC 20260-1100
PHONE: 202-268-5555
FAX: 202-268-6981
THOMAS.J.MARSHALL@USPS.GOV
www.usps.com

To account for delivery standards and to allow for contingencies (e.g., weather issues or unforeseen events), voters should mail their return ballots at least 1 week prior to the due date established by state law. Similarly, for election materials (such as blank ballots) sent to voters, the Postal Service also recommends that state or local election officials use First-Class Mail and allow 1 week for delivery to voters.

It is critical that the Postal Service's delivery standards be kept in mind when informing voters how to successfully participate in an election using the mail, and when state and local election officials are making decisions as to the establishment of deadlines and the means used to send a piece of Election Mail to voters. Voters should be made aware of these transit times when offered the opportunity to request that an absentee ballot be mailed to them, and when deciding when to mail a ballot back to election officials. For example, if a state law requires completed ballots to be received by election officials by a specified date (such as Election Day) in order to be counted, voters should be aware of the possibility that completed ballots mailed less than a week before that date may not, in fact, arrive by the state's deadline. Similarly, if a state law allows a qualified voter to request an absentee ballot shortly before Election Day and requires the state or local election official to mail that ballot to the voter, voters should be made aware that the absentee ballot may not reach the voter before Election Day if requested less than a week before the election.

Proper Labeling Helps Avoid Delivery Delays and Increases Mailpiece Visibility

The Postal Service is committed to the efficient and timely processing and delivery of Election Mail in accordance with its delivery standards, and has developed labeling to provide greater visibility for these mailpieces during processing, including the Official Election Mail logo, which is used on all Election Mail, and Tag 191, *Domestic and International Ballots*, which is used specifically for ballots. Neither Tag 191 nor the Official Election Mail logo is mandatory, and they do not upgrade service or substitute for postage, but they help to alert the Postal Service of the presence of Election Mail in the postal network and distinguish Election Mail from the millions of other mailpieces that are moving through the network.

RETRIEVED FROM DEMOCRACYDOCKET.COM

The Postal Service further recommends that election officials use Intelligent Mail barcodes for their Election Mail. These barcodes are used to improve a mailer's ability to track individual mailpieces and gain greater mailstream visibility. The Postal Service also offers an Intelligent Mail barcode identifier specifically for ballots that increases mailpiece visibility within the processing system, is used by the Postal Service to sort individual mailpieces, and can be used both by the Postal Service and by the mailer to track the delivery and return of ballots.

Consult with Election Mail Coordinators BEFORE Printing Mailpieces

In addition, the Postal Service has assigned election mail coordinators to each locality that stand ready to assist and consult with state and local election officials concerning the logistics of their mailings and the services that are available. A list of election mail coordinators may be found on our website at: https://about.usps.com/election-mail/political-election-mail-coordinators.pdf. Also, mailpiece design analysts will assist election officials in designing and preparing envelopes that are consistent with postal regulations, increase

mailpiece visibility, facilitate the application of postmarks, and allow officials to receive available postage discounts. You may reach a mailpiece design analyst by calling the MDA Customer Service Help Desk at 855-593-6093 (between 8 a.m. and 5 p.m. Central Time, Monday through Friday) or by sending an email to MDA@usps.gov. Mailpieces that do not adhere to the Postal Service's requirements may experience longer processing times or other delivery problems. To avoid incurring delivery delays and unnecessary costs, the Postal Service strongly recommends that state and local election officials work with the Postal Service ***before*** designing and printing any mailpieces for use in elections.

This letter, which has been sent to local and state election officials around the country, is part of a broader outreach effort aimed at educating all interested parties about the Postal Service's mailing requirements and services. The Postal Service is proud of its role as an important component of the nation's democratic process and it remains committed to providing the resources needed to implement a successful election season.

Thomas J. Marshall

Enclosure

RETRIEVED FROM DEMOCRACYDOCKET.COM

EXHIBIT 12

RETRIEVED FROM DEMOCRACYDOCKET.COM

FIPSCode	Jurisdiction_Name	State_Full	State_Abb	A1a	A1b	A1c	A1Comme	A2a	A2Comme	A3a	A3b	A3c	A3d	A3e	A3f	A3g	A3h_Othe	A3h	A3i_Other	A3i	A3j_Other	A3j	A3Comme	A4a	A4b	A4c	A4d	A4e	A4f	A4g	A4h	A4i	A4j_Other	A4j	A4k_Othe	A4k	A4l_Other	A4l	A5a	A5b
FIPS	Jurisdiction Name	State Name (full)	State Name (abbreviation)	Total Registered Voters	Total Active Voters	Total Inactive Voters	A1 Comments	New Same Day Registrations	A2 Comments	Registration Forms: Total	Registration Forms: New Valid	Registration Forms: New Pre Registrati	Registration Forms: Duplicate	Registration Forms: Invalid or Rejected	Registration Forms: Change to name,	Registration Forms: Change Address	Other Text 1	Other 1	Other Text 2	Other 2	Other Text 3	Other 3	A3 Comments	Total forms: Mail	Total forms: In-person	Total forms: Online	Total forms: DMV	Total forms: NVRA Mandated	Total forms: Agencies Serving Persons	Total forms: Armed Forces Offices	Total forms: Non-NVRA Mandate	Total forms: Registration Drives	Total forms: Other Text 1	Total forms: Other 1	Other Text 2	Total forms: Other 2	Other Text 3	Total forms: Other 3	New Registrations: Mail	New Registrations: In-person
4.7E+09	ANDERSON COUNTY	TENNESSE	TN	46430	42772	3658		Does not a	TN DOES N	11752	5841	Does not a	320	4	5587	Does not a								2813	2819	1749	2894	466	Data not a	175	836	Data not a							243	798
4.7E+09	BEDFORD COUNTY	TENNESSE	TN	23813	22910	903		Does not a	TN DOES N	6045	3155	Does not a	713	110	2067	Does not a								1731	475	1028	2362	307	Data not a	110	32	Data not a							51	143
4.7E+09	BENTON COUNTY	TENNESSE	TN	11117	9651	1466		Does not a	TN DOES N	2071	1122	Does not a	1	1	947	Does not a								112	1094	227	431	77	Data not a	123	7	Data not a							27	433
4.7E+09	BLEDSOE COUNTY	TENNESSE	TN	8352	7564	788		Does not a	TN DOES N	1530	864	Does not a	95	1	570	Does not a								393	476	163	323	80	Data not a	0	95	Data not a							182	160
4.7E+09	BLOUNT COUNTY	TENNESSE	TN	83606	75736	7870		Does not a	TN DOES N	24808	10280	Does not a	1198	1185	12145	Does not a								7446	6758	2899	7550	107	Data not a	0	48	Data not a							1555	1450
4.7E+09	BRADLEY COUNTY	TENNESSE	TN	66845	63972	2873		Does not a	TN DOES N	17657	6390	Does not a	2601	24	8642	Does not a								5040	5681	1990	4088	771	Data not a	79	8	Data not a							623	2698
4.7E+09	CAMPBELL COUNTY	TENNESSE	TN	23763	19585	4178		Does not a	TN DOES N	5074	2190	Does not a	217	383	2284	Does not a								2015	175	492	1343	510	Data not a	232	307	Data not a							291	175
4.7E+09	CANNON COUNTY	TENNESSE	TN	8617	7898	719		Does not a	TN DOES N	1649	1309	Does not a	65	Data not a	275	Does not a								547	418	351	275	49	Data not a	3	6	Data not a							309	381
4.7E+09	CARROLL COUNTY	TENNESSE	TN	17623	15467	2156		Does not a	TN DOES N	2688	1788	Does not a	6	28	866	Does not a								567	301	693	836	264	Data not a	24	3	Data not a							292	43
4.7E+09	CARTER COUNTY	TENNESSE	TN	34026	28869	5157		Does not a	TN DOES N	8213	3694	Does not a	604	492	3423	Does not a								1978	2465	1334	1786	625	Data not a	22	3	Data not a							495	569
4.7E+09	CHEATHAM COUNTY	TENNESSE	TN	26003	22749	3254		Does not a	TN DOES N	6935	3566	Does not a	103	488	2778	Does not a								1951	1363	1222	2091	121	Data not a	3	184	Data not a							464	488
4.7E+09	CHESTER COUNTY	TENNESSE	TN	10413	9560	853		Does not a	TN DOES N	2084	1024	Does not a	Data not a	2	1058	Does not a								530	757	213	443	127	Data not a	12	2	Data not a							164	304
4.7E+09	CLAIBORNE COUNTY	TENNESSE	TN	18618	17375	1243		Does not a	TN DOES N	3359	1692	Does not a	92	50	1525	Does not a								1262	376	431	964	314	Data not a	9	3	Data not a							284	219
4.7E+09	CLAY COUNTY	TENNESSE	TN	5751	5293	458		Does not a	TN DOES N	960	502	Does not a	87	2	369	Does not a								258	270	47	297	46	Data not a	41	1	Data not a							2	227
4.7E+09	COCKE COUNTY	TENNESSE	TN	22285	20777	1508		Does not a	TN DOES N	4294	2411	Does not a	151	161	1571	Does not a								638	1527	581	792	652	Data not a	3	101	Data not a							414	562
4.7E+09	COFFEE COUNTY	TENNESSE	TN	31630	29530	2100		Does not a	TN DOES N	8971	4590	Does not a	290	390	3701	Does not a								2264	2395	829	3039	428	Data not a	6	10	Data not a							504	487
4.7E+09	CROCKETT COUNTY	TENNESSE	TN	8008	7523	485		Does not a	TN DOES N	1710	768	Does not a	57	1	884	Does not a								243	1004	217	194	47	Data not a	4	1	Data not a							140	288
4.7E+09	CUMBERLAND COUN	TENNESSE	TN	41799	38093	3706		Does not a	TN DOES N	9356	5397	Does not a	174	49	3736	Does not a								1390	2884	825	3770	398	Data not a	49	40	Data not a							591	915
4.7E+09	DAVIDSON COUNTY	TENNESSE	TN	427577	392977	34600		Does not a	TN DOES N	161800	70239	Does not a	2035	8172	81354	Does not a								41796	7859	35215	40478	2359	Data not a	1	138	Data not a	OTHER	33954					20558	5507
4.7E+09	DECATUR COUNTY	TENNESSE	TN	7242	6202	1040		Does not a	TN DOES N	1115	743	Does not a	111	3	258	Does not a								244	244	185	251	136	13	0	42	Data not a							89	240
4.7E+09	DEKALB COUNTY	TENNESSE	TN	11735	10764	971		Does not a	TN DOES N	2506	1443	Does not a	165	62	836	Does not a								613	1145	337	314	84	Data not a	13	Data not a	Data not a							221	881
4.7E+09	DICKSON COUNTY	TENNESSE	TN	31916	28100	3816		Does not a	TN DOES N	8322	3823	Does not a	1287	268	2944	Does not a								2324	908	1234	2966	244	Data not a	108	538	Data not a							360	172
4.7E+09	DYER COUNTY	TENNESSE	TN	21637	20036	1601		Does not a	TN DOES N	5583	2197	Does not a	509	259	2618	Does not a								1551	1076	458	1856	625	Data not a	9	8	Data not a							465	190
4.7E+09	FAYETTE COUNTY	TENNESSE	TN	28318	26356	1962		Does not a	TN DOES N	8757	3662	Does not a	1251	1232	2612	Does not a								3775	1099	1094	2287	485	Data not a	16	1	Data not a							1108	242
4.7E+09	FENTRESS COUNTY	TENNESSE	TN	12102	11197	905		Does not a	TN DOES N	1885	1291	Does not a	5	3	586	Does not a								547	439	218	592	86	Data not a	3	0	Data not a							164	258
4.7E+09	FRANKLIN COUNTY	TENNESSE	TN	24871	22835	2036		Does not a	TN DOES N	5604	2796	Does not a	3	97	2708	Does not a								988	3145	602	499	370	Data not a	0	0	Data not a							354	1228
4.7E+09	GIBSON COUNTY	TENNESSE	TN	29608	27497	2111		Does not a	TN DOES N	4912	3330	Does not a	1	92	1489	Does not a								1160	921	859	1609	360	Data not a	2	1	Data not a							539	609
4.7E+09	GILES COUNTY	TENNESSE	TN	19114	17362	1752		Does not a	TN DOES N	3439	1942	Does not a	202	82	1213	Does not a								209	1252	569	1103	300	Data not a	2	4	Data not a							183	492
4.7E+09	GRAINGER COUNTY	TENNESSE	TN	13722	12672	1050		Does not a	TN DOES N	2600	1446	Does not a	213	2	939	Does not a								663	258	328	897	259	Data not a	147	48	Data not a							33	74
4.7E+09	GREENE COUNTY	TENNESSE	TN	42246	35712	6534		Does not a	TN DOES N	9165	3739	Does not a	1411	104	3911	Does not a								1226	2231	871	3709	848	Data not a	236	44	Data not a							301	462
4.7E+09	GRUNDY COUNTY	TENNESSE	TN	7711	7410	301		Does not a	TN DOES N	1487	896	Does not a	62	Data not a	529	Does not a								364	666	155	208	56	Data not a	30	8	Data not a							193	307
4.7E+09	HAMBLEN COUNTY	TENNESSE	TN	35119	33236	1883		Does not a	TN DOES N	7590	3297	Does not a	450	345	3498	Does not a								2465	1295	991	1595	796	Data not a	349	99	Data not a							412	181
4.7E+09	HAMILTON COUNTY	TENNESSE	TN	255759	206945	48814		Does not a	TN DOES N	75501	28749	Does not a	12065	3388	31299	Does not a								21007	11783	18388	22410	1270	Data not a	7	636	Data not a							7331	2544
4.7E+09	HANCOCK COUNTY	TENNESSE	TN	4805	4156	649		Does not a	TN DOES N	850	335	Does not a	38	58	419	Does not a								385	170	37	136	122	Data not a	0	0	Data not a							155	16
4.7E+09	HARDEMAN COUNTY	TENNESSE	TN	14231	13983	248		Does not a	TN DOES N	2059	1159	Does not a	3	Data not a	897	Does not a								786	508	310	328	121	Data not a	6	0	Data not a							399	143
4.7E+09	HARDIN COUNTY	TENNESSE	TN	16034	14246	1788		Does not a	TN DOES N	2680	1682	Does not a	163	Data not a	835	Does not a								579	908	385	662	134	Data not a	6	6	Data not a							365	406
4.7E+09	HAWKINS COUNTY	TENNESSE	TN	31525	29251	2274		Does not a	TN DOES N	6605	3266	Does not a	528	517	2294	Does not a								1636	1715	806	1707	699	Data not a	3	39	Data not a							454	901
4.7E+09	HAYWOOD COUNTY	TENNESSE	TN	10832	10106	726		Does not a	TN DOES N	2626	975	Does not a	203	31	1417	Does not a								829	429	321	408	639	Data not a	0	0	Data not a							163	112
4.7E+09	HENDERSON COUNTY	TENNESSE	TN	16697	15401	1296		Does not a	TN DOES N	3210	1703	Does not a	154	Data not a	1353	Does not a								705	1016	390	490	298	Data not a	15	296	Data not a							352	374
4.7E+09	HENRY COUNTY	TENNESSE	TN	19798	17975	1823		Does not a	TN DOES N	3663	2138	Does not a	7	1	1517	Does not a								548	1270	659	1089	71	Data not a	24	2	Data not a							254	411
4.7E+09	HICKMAN COUNTY	TENNESSE	TN	13619	12899	720		Does not a	TN DOES N	2995	1569	Does not a	9	16	1401	Does not a								863	850	513	653	114	Data not a	0	2	Data not a							349	361
4.7E+09	HOUSTON COUNTY	TENNESSE	TN	5433	4741	692		Does not a	TN DOES N	1294	598	Does not a	62	17	617	Does not a								257	589	113	281	45	Data not a	6	3	Data not a							39	192
4.7E+09	HUMPHREYS COUNTY	TENNESSE	TN	12576	11741	835		Does not a	TN DOES N	2172	1017	Does not a	159	7	989	Does not a								472	1023	282	242	149	Data not a	3	1	Data not a							220	471
4.7E+09	JACKSON COUNTY	TENNESSE	TN	8179	7371	808		Does not a	TN DOES N	1109	1008	Does not a	91	8	2	Does not a								169	521	145	225	47	Data not a	0	2	Data not a							151	511
4.7E+09	JEFFERSON COUNTY	TENNESSE	TN	31725	27029	4696		Does not a	TN DOES N	7867	4441	Does not a	685	214	2527	Does not a								1834	483	1427	3622	292	Data not a	25	184	Data not a							1021	267
4.7E+09	JOHNSON COUNTY	TENNESSE	TN	11220	9618	1602		Does not a	TN DOES N	1971	999	Does not a	61	207	704	Does not a								649	156	187	686	139	Data not a	9	145	Data not a							93	155
4.7E+09	KNOX COUNTY	TENNESSE	TN	318167	256890	61277		Does not a	TN DOES N	105229	57075	Does not a	15084	18932	14138	Does not a								24432	4423	12273	44691	10025	Data not a	5607	3778	Data not a							11049	2518
4.7E+09	LAKE COUNTY	TENNESSE	TN	3722	3305	417		Does not a	TN DOES N	763	339	Does not a	2	27	395	Does not a								110	418	25	64	94	Data not a	3	49	Data not a							57	173
4.7E+09	LAUDERDALE COUNT	TENNESSE	TN	13362	12257	1105		Does not a	TN DOES N	1715	1119	Does not a	44	6	546	Does not a								279	469	210	483	269	Data not a	3	2	Data not a							141	296
4.7E+09	LAWRENCE COUNTY	TENNESSE	TN	24224	22296	1928		Does not a	TN DOES N	1986	1765	Does not a	44	Data not a	177	Does not a								731	404	512	312	24	Data not a	0	3	Data not a							596	404
4.7E+09	LEWIS COUNTY	TENNESSE	TN	7673	7157	516		Does not a	TN DOES N	1386	897	Does not a	63	9	417	Does not a								254	499	196	354	1	Data not a	81	1	Data not a							61	337
4.7E+09	LINCOLN COUNTY	TENNESSE	TN	20215	18588	1627		Does not a	TN DOES N	4154	2039	Does not a	295	250	1570	Does not a								243	1446	400	1856	206	Data not a	3	0	Data not a							97	422
4.7E+09	LOUDON COUNTY	TENNESSE	TN	35464	32545	2919		Does not a	TN DOES N	9796	5200	Does not a	834	47	3715	Does not a								3272	2664	1165	2403	288	Data not a	2	2	Data not a							1216	1039
4.7E+09	MCMINN COUNTY	TENNESSE	TN	31474	26676	4798		Does not a	TN DOES N	6221	2924	Does not a	314	184	2799	Does not a								1209	1685	830	1830	455	Data not a	204	8	Data not a							366	509
4.7E+09	MCNAIRY COUNTY	TENNESSE	TN	15410	13902	1508		Does not a	TN DOES N	2195	1487	Does not a	60	10	638	Does not a								405	1150	315	227	79	Data not a	12	7	Data not a							243	825
4.7E+09	MACON COUNTY	TENNESSE	TN	12777	12136	641		Does not a	TN DOES N	3627	1902	Does not a	136	2	1587	Does not a								887	1638	412	509	177	Data not a	4	Data not a	Data not a							515	561
4.7E+09	MADISON COUNTY	TENNESSE	TN	59407	54779	4628		Does not a	TN DOES N	12569	5685	Does not a	561	1088	5285	Does not a								2148	3683	1821	3476	1372	Data not a	67	2	Data not a							619	1156
4.7E+09	MARION COUNTY	TENNESSE	TN	17674	16312	1362		Does not a	TN DOES N	2910	1918	Does not a	348	406	238	Does not a								699	966	411	666	167	Data not a	1	0	Data not a							335	760
4.7E+09	MARSHALL COUNTY	TENNESSE	TN	17810	16532	1278		Does not a	TN DOES N	4583	2288	Does not a	194	166	1935	Does not a								1263	272	859	1257	195	Data not a	15	722	Data not a							34	270
4.7E+09	MAURY COUNTY	TENNESSE	TN	59201	52401	6800		Does not a	TN DOES N	17180	9077	Does not a	1348	750	6005	Does not a								3148	2401	2764	7224	608	Data not a	670	365	Data not a							498	608
4.7E+09	MEIGS COUNTY	TENNESSE	TN	7503	6483	1020		Does not a	TN DOES N	1591	1010	Does not a	1	6	574	Does not a								622	220	192	463	91	Data not a	3	Data not a	Data not a							195	109
4.7E+09	MONROE COUNTY	TENNESSE	TN	29571	26360	3211		Does not a	TN DOES N	6413	3333	Does not a	215	137	2728	Does not a								1497	1839	636	1158	311	Data not a	301	671	Data not a							436	787
4.7E+09	MONTGOMERY COUN	TENNESSE	TN	109727	99349	10378		Does not a	TN DOES N	37214	18022	Does not a	5254	5551	8387	Does not a								2934	5165	8084	19324	1627	77	0	3	Data not a							1510	3547
4.7E+09	MOORE COUNTY	TENNESSE	TN	4976	4839	137		Does not a	TN DOES N	888	632	Does not a	121	Data not a	135	Does not a								94	278	136	322	10	Data not a	12	36	Data not a							8	259
4.7E+09	MORGAN COUNTY	TENNESSE	TN	10675	10059	616		Does not a	TN DOES N	2283	1085	Does not a	261	352	585	Does not a								502	328	558	748	98	Data not a	0	49	Data not a							248	239
4.7E+09	OBION COUNTY	TENNESSE	TN	19766	17562	2204		Does not a	TN DOES N	3052	1804	Does not a	22	8	1218	Does not a								627	771	401	846	198	Data not a	8	191	Data not a							233	317
4.7E+09	OVERTON COUNTY	TENNESSE	TN	13694	12951	743		Does not a	TN DOES N	2941	1454	Does not a	129	1	1357	Does not a								447	1116	334	840	204	Data not a	0	0	Data not a							181	409
4.7E+09	PERRY COUNTY	TENNESSE	TN	5188	4716	472		Does not a	TN DOES N	687	527	Does not a	8	3	149	Does not a								218	222	112	102	18	Data not a	4	1	Data not a							125	189
4.7E+09	PICKETT COUNTY	TENNESSE	TN	4021	3767	254		Does not a	TN DOES N	704	448	Does not a	21	2	233	Does not a								69	339	48	209	51	Data not a	0	13	Data not a							17	163
4.7E+09	POLK COUNTY	TENNESSE	TN	13237	13170	67		Does not a	TN DOES N	1865	1156	Does not a	147	Data not a	562	Does not a								861	150	221	432	36	Data not a	8	157	Data not a							459	115
4.7E+09	PUTNAM COUNTY	TENNESSE	TN	42763	40184	2579		Does not a	TN DOES N	12846	6167	Does not a	1235	1223	4221	Does not a								2199	1030	3248	5429	877	Data not a	4	59	Data not a							92	450
4.7E+09	RHEA COUNTY	TENNESSE	TN	18825	16892	1933		Does not a	TN DOES N	4220	2147	Does not a	132	Data not a	1941	Does not a								1480	1416	503	711	110	Data not a	0	0	Data not a							703	314
4.7E+09	ROANE COUNTY	TENNESSE	TN	32844	30553	2291		Does not a	TN DOES N	7072	3738	Does not a	154	489	2691	Does not a								2059	1635	1127	1873	209	Data not a	166	3	Data not a							980	339
4.7E+09	ROBERTSON COUNTY	TENNESSE	TN	42260	38977	3283		Does not a	TN DOES N	9414	5695	Does not a	818	1	2900	Does not a								2304	2079	1833	3049	147	Data not a	2	0	Data not a							868	927
4.7E+09	RUTHERFORD COUNT	TENNESSE	TN	173083	157189	15894		Does not a	TN DOES N	36497	28290	Does not a	287	884	7036	Does not a								3275	11105	13128	7473	745	Data not a	125	646	Data not a							2787	4876
4.72E+09	SCOTT COUNTY	TENNESSE	TN	13782	12672	1110		Does not a	TN DOES N	2444	1049	Does not a	109	2	1284	Does not a								715	642	208	441	168	Data not a	0	270	Data not a							235	136
4.72E+09	SEQUATCHIE COUNTY	TENNESSE	TN	10233	8848	1385		Does not a	TN DOES N	1817	1216	Does not a	96	272	233	Does not a								354	443	373	283	251	Data not a	5	108	Data not a							234	370
4.72E+09	SEVIER COUNTY	TENNESSE	TN	63274	60310	2964		Does not a	TN DOES N	17910	8127	Does not a	2473	707	6603	Does not a								3329	2394	1541	9617	778	Data not a	238	13	Data not a							768	522
4.72E+09	SHELBY COUNTY	TENNESSE	TN	579034	530478	48556		Does not a	TN DOES N	96106	53564	Does not a	15109	26750	683	Does not a								35016	7829	18778	29077	5254	Data not a	12	140	Data not a							12761	5829
4.72E+09	SMITH COUNTY	TENNESSE	TN	11830	10917	913		Does not a	TN DOES N	3078	1323	Does not a	238	285	1232	Does not a								672	1074	417	641	273	Data not a	1	0	Data not a							173	344
4.72E+09	STEWART COUNTY	TENNESSE	TN	8602	8062	540		Does not a	TN DOES N	1853	1042	Does not a	60	12	739	Does not a								183	963	193	401	106	Data not a	7	0	Data not a							74	472
4.72E+09	SULLIVAN COUNTY	TENNESSE	TN	96284	94828	1456		Does not a	TN DOES N	27932	11000	Does not a	2529	3194	11209	Does not a								6622	4868	3178	11816	1385	Data not a	5	58	Data not a							948	753
4.72E+09	SUMNER COUNTY	TENNESSE	TN	109371	102974	6397		Does not a	TN DOES N	35537	15091	Does not a	3469	1186	15791	Does not a								10031	5713	5938	11780	807	Data not a	1243	25	Data not a							682	1312
4.72E+09	TIPTON COUNTY	TENNESSE	TN	36806	33696	3110		Does not a	TN DOES N	9060	3620	Does not a	1236	392	3812	Does not a								2553	1541	1047	3015	868	Data not a	32	4	Data not a							167	287
4.72E+09	TROUSDALE COUNTY	TENNESSE	TN	5360	4953	407		Does not a	TN DOES N	1140	745	Does not a	79	Data not a	316	Does not a								254	181	224	292	98	Data not a	13	78	Data not a							128	58
4.72E+09	UNICOI COUNTY	TENNESSE	TN	10635	9869	766		Does not a	TN DOES N	1922	1168	Does not a	134	218	402	Does not a								430	484	327	548	130	Data not a	0	3	Data not a							177	263
4.72E+09	UNION COUNTY	TENNESSE	TN	10948	10171	777		Does not a	TN DOES N	2075	1551	Does not a	25	139	360	Does not a								330	444	408	779	109	Data not a	0	5	Data not a							284	214
4.72E+09	VAN BUREN COUNTY	TENNESSE	TN	4637	4150	487		Does not a	TN DOES N	775	466	Does not a	81	6	222	Does not a								259	98	69	292	52	Data not a	1	4	Data not a							19	98
4.72E+09	WARREN COUNTY	TENNESSE	TN	21773	20288	1485		Does not a	TN DOES N	5937	2603	Does not a	302	53	2979	Does not a								1987	1899	511	1232	300	Data not a	0	8	Data not a							984	472
4.72E+09	WASHINGTON COUN	TENNESSE	TN	77903	71541	6362		Does not a	TN DOES N	21575	10596	Does not a	888	1064	9027	Does not a								6925	3846	3586	6320	654	Data not a	1	243	Data not a							577	1292
4.72E+09	WAYNE COUNTY	TENNESSE	TN	9650	8823	827		Does not a	TN DOES N	1562	903	Does not a	51	3	605	Does not a								251	851	123	204	40	Data not a	88	5	Data not a							102	446
4.72E+09	WEAKLEY COUNTY	TENNESSE	TN	18203	16574	1629		Does not a	TN DOES N	5111	2061	Does not a	515	259	2276	Does not a								1820	924	588	1217	191	Data not a	47	324	Data not a							335	196
4.72E+09	WHITE COUNTY	TENNESSE	TN	15378	14573	805		Does not a	TN DOES N	2280	1845	Does not a	339	12	84	Does not a								467	368	532	814	69	2	0	20	8							383	343
4.72E+09	WILLIAMSON COUNT	TENNESSE	TN	156065	150500	5565		Does not a	TN DOES N	49909	37306	Does not a	1237	904	10462	Does not a								15240	7309	7331	8843	132	Data not a	552	40	Data not a	CHANGES	10462					14598	7270
4.72E+09	WILSON COUNTY	TENNESSE	TN	84828	78317	6511		Does not a	TN DOES N	22150	13678	Does not a	1444	7	7021	Does not a								7130	3204	4712	6103	421	Data not a	471	109	Data not a							6870	1382
				4163359	**3764513**	**398846**				**1070697**	**545243**		**87253**	**84505**	**353696**									**272668**	**170068**	**185208**	**326827**	**47315**	**92**	**11936**	**12159**	**8**		**44416**					**108125**	**73024**

Case 3:20-cv-00374 Document 40-2 Filed 06/12/20 Page 156 of 1351 PageID #: 322

RETRIEVED FROM DEMOCRACYDOCKET.COM

Jurisdiction_Name	A5c	A5d	A5e	A5f	A5g	A5h	A5i	A5j_Other	A5j	A5k_Other	A5k	A5l_Other	A5l	A6a	A6b	A6c	A6d	A6e	A6f	A6g	A6h	A6i	A6j_Other	A6j	A6k_Other	A6k	A6l_Other	A6l	A7a	A7b	A7c	A7d	A7e	A7f	A7g	A7h	A7i	A7j_Other	A7j	A7k_Other
Jurisdiction Name	New Registrations: Online	New Registrations: DMV	Registrations: NVRA Mandate	Registrations: Agencies Serving	Registrations: Armed Forces	Registrations: Non-NVRA Mandate	Registrations: Registration Drives	Total forms: Other Text 1	New Registrations: Other 1	Other Text 2	New Registrations: Other 2	Other Text 3	New Registrations: Other 3	Duplicate Registrations: Mail	Duplicate Registrations: In-person	Duplicate Registrations: Online	Duplicate Registrations: DMV	Registrations: NVRA Mandate	Registrations: Agencies Serving	Registrations: Armed Forces	Registrations: Non-NVRA Mandate	Registrations: Registration Drives	Total forms: Other Text 1	Duplicate Registrations: Other 1	Other Text 2	Duplicate Registrations: Other 2	Other Text 3	Duplicate Registrations: Other 3	Invalid Registrations: Mail	Invalid Registrations: In-person	Invalid Registrations: Online	Invalid Registrations: DMV	Registrations: NVRA Mandate	Registrations: Agencies Serving	Registrations: Armed Forces	Registrations: Non-NVRA Mandate	Registrations: Registration Drives	Total forms: Other Text 1	Invalid Registrations: Other 1	Other Text 2
ANDERSON COUNTY	1749	2743	251	Data not a	57	0	Data not a							90	16	0	150	20	Data not a	3	41	Data not a							3	0	0	1	0	Data not a	0	0	Data not a			
BEDFORD COUNTY	1002	1794	129	Data not a	36	0	Data not a							130	2	9	499	56	Data not a	12	5	Data not a							13	0	17	69	11	Data not a	0	0	Data not a			
BENTON COUNTY	225	277	37	Data not a	123	Data not a	Data not a							0	1	0	0	0	Data not a	0	0	Data not a							0	0	1	0	0	Data not a	0	0	Data not a			
BLEDSOE COUNTY	163	229	35	Data not a	0	95	Data not a							39	14	0	39	3	Data not a	0	0	Data not a							0	0	0	1	0	Data not a	0	0	Data not a			
BLOUNT COUNTY	2631	4594	50	Data not a	0	0	Data not a							425	48	245	477	2	Data not a	0	1	Data not a							297	29	23	817	13	Data not a	0	6	Data not a			
BRADLEY COUNTY	1345	1465	258	Data not a	1	0	Data not a							555	470	627	848	91	Data not a	9	1	Data not a							5	0	18	1	0	Data not a	0	0	Data not a			
CAMPBELL COUNTY	492	822	179	Data not a	231	0	Data not a							85	0	0	106	19	Data not a	0	7	Data not a							66	0	0	209	75	Data not a	1	32	Data not a			
CANNON COUNTY	351	225	41	Data not a	2	0	Data not a							6	5	0	50	0	Data not a	1	3	Data not a							Data not a	Data not a	Data not a	Data not a	Data not a	Data not a	Data not a	Data not a	Data not a			
CARROLL COUNTY	693	608	125	Data not a	24	3	Data not a							1	0	0	3	2	Data not a	0	0	Data not a							6	0	0	14	8	Data not a	0	0	Data not a			
CARTER COUNTY	1276	1119	234	Data not a	1	0	Data not a							161	153	42	166	81	Data not a	1	1	Data not a							45	3	15	382	46	Data not a	0	1	Data not a			
CHEATHAM COUNTY	1222	1336	53	Data not a	3	0	Data not a							34	4	0	63	0	Data not a	0	2	Data not a							176	73	0	206	23	Data not a	0	10	Data not a			
CHESTER COUNTY	213	277	54	Data not a	12	0	Data not a							Data not a	Data not a	Data not a	Data not a	Data not a	Data not a	Data not a	Data not a	Data not a							1	0	0	0	1	Data not a	0	0	Data not a			
CLAIBORNE COUNTY	414	639	134	Data not a	2	Data not a	Data not a							15	0	9	59	9	Data not a	0	0	Data not a							7	0	8	23	12	Data not a	0	0	Data not a			
CLAY COUNTY	21	175	36	Data not a	41	0	Data not a							20	0	24	43	0	Data not a	0	0	Data not a							0	0	2	0	0	Data not a	0	0	Data not a			
COCKE COUNTY	332	607	430	Data not a	2	64	Data not a							60	33	12	28	16	Data not a	0	2	Data not a							37	12	9	49	48	Data not a	0	6	Data not a			
COFFEE COUNTY	829	2564	200	Data not a	6	0	Data not a							77	39	0	162	12	Data not a	0	0	Data not a							27	0	0	240	123	Data not a	0	0	Data not a			
CROCKETT COUNTY	125	193	20	Data not a	2	Data not a	Data not a							0	2	54	1	0	Data not a	0	0	Data not a							0	0	1	0	0	Data not a	0	0	Data not a			
CUMBERLAND COUNTY	825	2828	227	Data not a	11	0	Data not a							41	11	0	114	7	Data not a	1	0	Data not a							48	1	0	0	0	Data not a	0	0	Data not a			
DAVIDSON COUNTY	19256	23096	673	Data not a	0	114	Data not a	OTHER	1035					872	60	237	772	52	Data not a	0	1	Data not a	OTHER	41					2757	3	17	4925	459	Data not a	0	8	Data not a	OTHER	3	
DECATUR COUNTY	150	209	55	Data not a	0	0	Data not a							20	4	32	42	11	Data not a	0	2	Data not a							0	0	3	0	0	Data not a	0	0	Data not a			
DEKALB COUNTY	337	3	1	Data not a	0	Data not a	Data not a							28	0	Data not a	123	12	Data not a	2	0	Data not a							8	0	0	33	21	Data not a	0	0	Data not a			
DICKSON COUNTY	1136	2021	72	Data not a	62	0	Data not a							265	9	57	817	51	Data not a	17	71	Data not a							66	1	41	128	11	Data not a	9	12	Data not a			
DYER COUNTY	410	891	241	Data not a	0	0	Data not a							131	11	42	268	56	Data not a	0	1	Data not a							40	0	6	122	90	Data not a	0	1	Data not a			
FAYETTE COUNTY	1094	1081	135	Data not a	2	0	Data not a							550	55	0	487	153	Data not a	5	1	Data not a							751	97	0	302	82	Data not a	0	0	Data not a			
FENTRESS COUNTY	218	586	63	Data not a	2	0	Data not a							0	0	0	3	2	Data not a	0	0	Data not a							0	0	0	3	0	Data not a	0	0	Data not a			
FRANKLIN COUNTY	602	306	306	Data not a	0	0	Data not a							2	0	0	1	0	Data not a	0	0	Data not a							27	2	0	51	17	Data not a	0	0	Data not a			
GIBSON COUNTY	859	1103	220	Data not a	0	0	Data not a							0	1	0	0	0	Data not a	0	0	Data not a							35	0	0	57	0	Data not a	0	0	Data not a			
GILES COUNTY	569	638	59	Data not a	1	0	Data not a							16	33	0	116	34	Data not a	1	2	Data not a							10	4	0	49	19	Data not a	0	0	Data not a			
GRAINGER COUNTY	298	775	120	Data not a	146	0	Data not a							31	0	28	122	30	Data not a	1	1	Data not a							0	0	2	0	0	Data not a	0	0	Data not a			
GREENE COUNTY	571	2069	309	Data not a	27	0	Data not a							118	71	265	839	103	Data not a	8	7	Data not a							3	2	35	41	20	Data not a	3	0	Data not a			
GRUNDY COUNTY	155	174	38	Data not a	29	0	Data not a							20	5	0	34	1	Data not a	1	1	Data not a							Data not a	Data not a	Data not a	Data not a	Data not a	Data not a	Data not a	Data not a	Data not a			
HAMBLEN COUNTY	911	1186	265	Data not a	342	0	Data not a							148	23	68	149	51	Data not a	7	4	Data not a							97	5	12	134	92	Data not a	0	5	Data not a			
HAMILTON COUNTY	7518	10671	463	Data not a	5	217	Data not a							4508	370	3269	3416	131	Data not a	0	71	Data not a							1640	292	227	938	252	Data not a	0	39	Data not a			
HANCOCK COUNTY	20	108	36	Data not a	0	0	Data not a							13	2	11	7	5	Data not a	0	0	Data not a							9	0	6	21	22	Data not a	0	0	Data not a			
HARDEMAN COUNTY	310	240	62	Data not a	5	0	Data not a							2	0	0	0	0	Data not a	0	0	Data not a							Data not a	Data not a	Data not a	Data not a	Data not a	Data not a	Data not a	Data not a	Data not a			
HARDIN COUNTY	385	473	52	Data not a	1	0	Data not a							65	5	0	82	11	Data not a	0	0	Data not a							Data not a	Data not a	Data not a	Data not a	Data not a	Data not a	Data not a	Data not a	Data not a			
HAWKINS COUNTY	632	806	470	Data not a	3	0	Data not a							181	21	55	144	26	Data not a	0	1	Data not a							142	42	19	243	63	Data not a	0	8	Data not a			
HAYWOOD COUNTY	186	216	298	Data not a	0	0	Data not a							7	34	20	97	45	Data not a	0	0	Data not a							2	18	2	2	7	Data not a	0	0	Data not a			
HENDERSON COUNTY	390	470	116	Data not a	1	0	Data not a							32	51	0	20	20	Data not a	0	31	Data not a							Data not a	Data not a	Data not a	Data not a	Data not a	Data not a	Data not a	Data not a	Data not a			
HENRY COUNTY	659	795	18	Data not a	1	0	Data not a							4	0	0	2	1	Data not a	0	0	Data not a							1	0	0	0	0	Data not a	0	0	Data not a			
HICKMAN COUNTY	498	343	18	Data not a	0	0	Data not a							1	1	0	6	1	Data not a	0	0	Data not a							0	0	15	0	1	Data not a	0	0	Data not a			
HOUSTON COUNTY	113	228	21	Data not a	5	0	Data not a							9	6	0	44	2	Data not a	1	0	Data not a							2	0	0	9	6	Data not a	0	0	Data not a			
HUMPHREYS COUNTY	258	27	38	Data not a	3	0	Data not a							7	2	17	110	23	Data not a	0	0	Data not a							0	0	7	0	0	Data not a	0	0	Data not a			
JACKSON COUNTY	145	162	39	Data not a	0	0	Data not a							13	10	0	61	7	Data not a	0	0	Data not a							5	0	0	2	1	Data not a	0	0	Data not a			
JEFFERSON COUNTY	799	2087	178	Data not a	0	89	Data not a							158	41	123	322	27	Data not a	0	14	Data not a							49	13	39	101	8	Data not a	0	4	Data not a			
JOHNSON COUNTY	182	482	80	Data not a	7	0	Data not a							30	1	3	25	1	Data not a	0	1	Data not a							32	0	2	145	13	Data not a	1	14	Data not a			
KNOX COUNTY	7189	27212	4944	Data not a	2205	1958	Data not a							2846	135	3167	7920	684	Data not a	322	10	Data not a							8767	27	147	7789	857	Data not a	1305	40	Data not a			
LAKE COUNTY	25	58	26	Data not a	0	0	Data not a							1	0	0	1	0	Data not a	0	0	Data not a							3	0	0	5	12	Data not a	0	7	Data not a			
LAUDERDALE COUNTY	163	335	183	Data not a	1	0	Data not a							1	1	41	1	0	Data not a	0	0	Data not a							0	0	6	0	0	Data not a	0	0	Data not a			
LAWRENCE COUNTY	512	236	14	Data not a	0	3	Data not a							32	0	0	11	1	Data not a	0	0	Data not a							Data not a	Data not a	Data not a	Data not a	Data not a	Data not a	Data not a	Data not a	Data not a			
LEWIS COUNTY	196	221	1	Data not a	81	0	Data not a							16	14	0	33	0	Data not a	0	0	Data not a							0	0	0	9	0	Data not a	0	0	Data not a			
LINCOLN COUNTY	400	1057	60	Data not a	3	0	Data not a							109	38	0	128	20	Data not a	0	0	Data not a							37	11	0	169	33	Data not a	0	0	Data not a			
LOUDON COUNTY	1165	1647	133	Data not a	0	0	Data not a							418	127	0	254	34	Data not a	0	1	Data not a							28	1	0	12	6	Data not a	0	0	Data not a			
MCMINN COUNTY	830	821	194	Data not a	204	0	Data not a							56	33	0	194	30	Data not a	0	0	Data not a							36	1	0	123	24	Data not a	0	0	Data not a			
MCNAIRY COUNTY	289	93	25	Data not a	12	Data not a	Data not a							6	1	16	30	7	Data not a	0	0	Data not a							0	0	10	0	0	Data not a	0	0	Data not a			
MACON COUNTY	405	317	103	Data not a	1	Data not a	Data not a							45	7	5	64	15	Data not a	0	0	Data not a							0	0	2	0	0	Data not a	0	0	Data not a			
MADISON COUNTY	1713	1705	429	Data not a	63	0	Data not a							98	16	108	283	54	Data not a	2	0	Data not a							223	21	0	581	211	Data not a	2	0	Data not a			
MARION COUNTY	293	437	93	Data not a	0	0	Data not a							83	76	108	62	19	Data not a	0	0	Data not a							132	42	10	167	55	Data not a	0	0	Data not a			
MARSHALL COUNTY	714	1168	101	Data not a	1	0	Data not a							15	2	130	34	7	Data not a	0	6	Data not a							70	0	15	55	13	Data not a	0	13	Data not a			
MAURY COUNTY	2764	4416	169	Data not a	622	0	Data not a							142	31	0	1094	53	Data not a	12	16	Data not a							142	1	0	479	62	Data not a	36	30	Data not a			
MEIGS COUNTY	192	457	57	Data not a	0	Data not a	Data not a							0	0	0	1	0	Data not a	0	0	Data not a							0	0	0	5	0	Data not a	1	0	Data not a			
MONROE COUNTY	636	1035	138	Data not a	301	0	Data not a							99	14	0	52	6	Data not a	0	44	Data not a							36	0	0	57	32	Data not a	0	12	Data not a			
MONTGOMERY COUNTY	4396	7890	618	59	0	2	Data not a							230	71	1797	3068	85	2	0	1	Data not a							194	0	72	4641	628	16	0	0	Data not a			
MOORE COUNTY	136	225	2	Data not a	2	0	Data not a							30	4	0	79	0	Data not a	1	7	Data not a							Data not a	Data not a	Data not a	Data not a	Data not a	Data not a	Data not a	Data not a	Data not a			
MORGAN COUNTY	338	169	54	Data not a	0	37	Data not a							37	0	49	170	5	Data not a	0	0	Data not a							71	3	18	216	32	Data not a	0	12	Data not a			
OBION COUNTY	372	763	111	Data not a	8	0	Data not a							0	0	22	0	0	Data not a	0	0	Data not a							1	0	7	0	0	Data not a	0	0	Data not a			
OVERTON COUNTY	334	448	82	Data not a	0	0	Data not a							11	19	0	82	17	Data not a	0	0	Data not a							1	0	0	0	0	Data not a	0	0	Data not a			
PERRY COUNTY	101	98	10	Data not a	4	0	Data not a							0	0	8	0	0	Data not a	0	0	Data not a							0	0	3	0	0	Data not a	0	0	Data not a			
PICKETT COUNTY	44	195	29	Data not a	0	0	Data not a							0	2	4	14	0	Data not a	0	1	Data not a							1	0	0	0	1	Data not a	0	0	Data not a			
POLK COUNTY	161	394	25	Data not a	2	0	Data not a							29	0	60	38	5	Data not a	1	14	Data not a							Data not a	Data not a	Data not a	Data not a	Data not a	Data not a	Data not a	Data not a	Data not a			
PUTNAM COUNTY	1962	3425	238	Data not a	0	0	Data not a							64	4	419	697	51	Data not a	0	0	Data not a							241	0	71	556	344	Data not a	0	11	Data not a			
RHEA COUNTY	503	582	45	Data not a	0	0	Data not a							66	11	0	47	8	Data not a	0	0	Data not a							Data not a	Data not a	Data not a	Data not a	Data not a	Data not a	Data not a	Data not a	Data not a			
ROANE COUNTY	1003	1279	90	Data not a	47	0	Data not a							28	1	117	6	2	Data not a	0	0	Data not a							82	19	7	355	16	Data not a	9	1	Data not a			
ROBERTSON COUNTY	1833	2000	66	Data not a	1	0	Data not a							230	25	0	547	15	Data not a	1	0	Data not a							1	0	0	0	0	Data not a	0	0	Data not a			
RUTHERFORD COUNTY	13128	6757	682	Data not a	60	0	Data not a							178	17	0	81	6	Data not a	1	4	Data not a							215	1	0	635	23	Data not a	7	3	Data not a			
SCOTT COUNTY	173	430	75	Data not a	0	0	Data not a							26	1	33	11	6	Data not a	0	32	Data not a							0	0	2	0	0	Data not a	0	0	Data not a			
SEQUATCHIE COUNTY	345	184	80	Data not a	3	0	Data not a							41	8	20	11	6	Data not a	0	10	Data not a							57	8	7	83	84	Data not a	1	32	Data not a			
SEVIER COUNTY	1325	5122	304	Data not a	86	0	Data not a							429	158	191	1598	71	Data not a	23	3	Data not a							169	13	25	397	86	Data not a	16	1	Data not a			
SHELBY COUNTY	11820	20833	2249	Data not a	6	66	Data not a							3698	228	6930	3997	240	Data not a	3	13	Data not a							18557	1772	28	3564	2765	Data not a	3	61	Data not a			
SMITH COUNTY	385	327	94	Data not a	0	0	Data not a							87	15	26	92	17	Data not a	1	0	Data not a							83	7	6	107	82	Data not a	0	0	Data not a			
STEWART COUNTY	137	307	50	Data not a	2	0	Data not a							1	2	52	4	1	Data not a	0	0	Data not a							1	0	4	7	0	Data not a	0	0	Data not a			
SULLIVAN COUNTY	3178	5683	438	Data not a	0	0	Data not a							441	112	0	1863	112	Data not a	0	1	Data not a							770	54	0	1998	367	Data not a	0	5	Data not a			
SUMNER COUNTY	4340	7302	286	Data not a	1169	0	Data not a							401	53	1493	1432	60	Data not a	29	1	Data not a							266	2	105	643	125	Data not a	45	0	Data not a			
TIPTON COUNTY	728	2159	269	Data not a	10	0	Data not a							346	1	302	507	79	Data not a	0	1	Data not a							123	0	17	141	110	Data not a	0	1	Data not a			
TROUSDALE COUNTY	224	240	49	Data not a	3	43	Data not a							10	3	0	52	9	Data not a	1	4	Data not a							Data not a	Data not a	Data not a	Data not a	Data not a	Data not a	Data not a	Data not a	Data not a			
UNICOI COUNTY	305	354	69	Data not a	0	0	Data not a							50	9	21	44	10	Data not a	0	0	Data not a							54	21	1	115	25	Data not a	0	2	Data not a			
UNION COUNTY	408	600	40	Data not a	0	5	Data not a							6	0	0	19	0	Data not a	0	0	Data not a							40	15	0	62	22	Data not a	0	0	Data not a			
VAN BUREN COUNTY	69	240	40	Data not a	0	0	Data not a							23	0	0	52	6	Data not a	0	0	Data not a							6	0	0	0	0	Data not a	0	0	Data not a			
WARREN COUNTY	455	595	97	Data not a	0	Data not a	Data not a							112	20	52	105	12	Data not a	0	1	Data not a							7	2	4	25	15	Data not a	0	0	Data not a			
WASHINGTON COUNTY	3267	5183	277	Data not a	0	0	Data not a							278	10	250	293	46	Data not a	0	11	Data not a							183	25	69	575	195	Data not a	0	17	Data not a			
WAYNE COUNTY	115	131	21	Data not a	88	0	Data not a							14	5	5	25	2	Data not a	0	0	Data not a							0	0	0	3	0	Data not a	0	0	Data not a			
WEAKLEY COUNTY	457	1004	66	Data not a	3	0	Data not a							184	27	114	161	22	Data not a	3	4	Data not a							128	1	17	48	29	Data not a	2	34	Data not a			
WHITE COUNTY	475	563	53	2	0	18	8							83	25	55	161	13	Data not a	0	2	0							1	0	2	6	3	Data not a	0	0	Data not a			
WILLIAMSON COUNTY	6319	8441	110	Data not a	531	37	Data not a							432	4	507	266	13	Data not a	13	2	Data not a							210	35	505	136	9	Data not a	8	1	Data not a			
WILSON COUNTY	4712	648	66	Data not a	0	0	Data not a							256	2	0	1094	56	Data not a	34	2	Data not a							4	0	0	3	0	Data not a	0	0	Data not a			
	133603	199527	20394	61	6715	2751	8		1035					20758	3247	21451	37695	3079	2	517	463	0		41					37347	2679	1687	33082	7813	16	1449	429			3	

RETRIEVED FROM DEMOCRACYDOCKET.COM

Case 3:20-cv-00374 Document 40-2 Filed 06/12/20 Page 157 of 1351 PageID #: 323

Jurisdiction_Name	A7k	A7l_Other	A7l	A4_A7Com	A8a	A8b	A8c	A8d	A8e	A8f_Other	A8f	A8g_Other	A8g	A8h_Other	A8h	A8Comme	A9a	A9b	A9c	A9d	A9e	A9f	A9g	A9h_Other	A9h	A9i_Other	A9i	A9j_Other	A9j	A9Comme	B1a	B1b	B1c	B1Comme	B2a	B2b	B2c	B2Comme	B3a	B3b
Jurisdiction Name	Invalid Registrations: Other 2	Other Text 3	Invalid Registrations: Other 3	A4-A7 Comments	Notifications: Total	Notifications: Received Confirming	Notifications: Received Invalidating	Notifications: Returned Undeliverable	Notifications: Status Unknown	Notifications: Other Text 1	Notifications: Other 1	Notifications: Other Text 2	Notifications: Other 2	Notifications: Other Text 3	Notifications: Other 3	A8 Comments	Voters Removed: Total	Voters Removed: Moved	Voters Removed: Death	Voters Removed: Felony	Voters Removed: Fail to Respond	Voters Removed: Declared Mentally	Voters Removed: Voter Request	Voters Removed: Other Text 1	Voters Removed: Other 1	Voters Removed: Other Text 2	Voters Removed: Other 2	Voters Removed: Other Text 3	Voters Removed: Other 3	A9 Comments	UOCAVA Registered: Total	Uniformed Service Registered: Total	Non-military Registered: Total	B1 Comments	UOCAVA FPCAs: Total	Uniformed Service FPCAs: Total	Non-military FPCAs: Total	B2 Comments	UOCAVA FPCAs Rejected: Total	Uniformed Service FPCAs Rejected: Total
ANDERSON COUNTY				DATA FOR	2019	134	Data not a	0	1885								6973	2234	1284	105	3235	0	115								61	25	36		45	19	26		4	0
BEDFORD COUNTY				DATA FOR	890	49	Data not a	72	769								4402	1087	630	81	2543	0	61								25	16	9		22	14	8		1	1
BENTON COUNTY				DATA FOR	7	4	0	0	3								794	339	430	24	0	0	1								8	6	2		8	6	2		0	0
BLEDSOE COUNTY				DATA FOR	246	15	Data not a	108	123								817	277	245	22	257	0	16								7	4	3		7	4	3		0	0
BLOUNT COUNTY				DATA FOR	3172	123	Data not a	Data not a	3049								6491	2981	1731	201	1476	0	102								116	54	62		105	46	59		2	0
BRADLEY COUNTY				DATA FOR	2524	221	Data not a	4	2299								6327	2080	1379	152	2492	0	224								79	47	32		79	47	32		0	0
CAMPBELL COUNTY				DATA FOR	679	101	Data not a	0	578								3038	592	1018	152	1259	0	17								5	3	2		5	3	2		0	0
CANNON COUNTY				DATA FOR	6	3	Data not a	Data not a	3								1435	396	163	20	851	0	5								4	0	4		4	0	4		0	0
CARROLL COUNTY				DATA FOR	574	32	Data not a	232	310								2269	756	602	55	830	0	26								13	13	0		13	13	0		0	0
CARTER COUNTY				DATA FOR	5947	976	0	0	4971								3456	1236	986	89	1041	0	104								37	24	13		18	6	12		0	0
CHEATHAM COUNTY				DATA FOR	1397	116	Data not a	0	1281								2295	1521	555	47	105	0	67								37	25	12		35	23	12		0	0
CHESTER COUNTY				DATA FOR	468	38	0	0	430								1384	461	253	56	581	0	33								11	11	0		11	11	0		0	0
CLAIBORNE COUNTY				DATA FOR	638	29	Data not a	Data not a	609								2968	465	482	55	1943	0	23								10	9	1		10	9	1		0	0
CLAY COUNTY				DATA FOR	0	0	0	0	0								547	181	175	10	144	0	37								0	0	0		0	0	0		0	0
COCKE COUNTY				DATA FOR	557	39	11	140	367								2938	616	691	88	1540	0	3								20	9	11		20	9	11		0	0
COFFEE COUNTY				DATA FOR	1321	16	0	504	801								5107	1470	990	113	2491	0	43								38	25	13		28	19	9		0	0
CROCKETT COUNTY				DATA FOR	276	35	Data not a	4	237								1405	404	296	24	675	0	6								9	5	4		9	5	4		0	0
CUMBERLAND COUNTY				DATA FOR	2256	186	Data not a	51	2019								4065	1252	1297	112	1329	0	75								45	23	22		35	18	17		4	4
DAVIDSON COUNTY				DATA FOR	31130	1546	Data not a	Data not a	29584								50679	23946	7728	854	18118	0	33								738	225	513		738	225	513		0	0
DECATUR COUNTY					1132	301	Data not a	0	831								930	269	253	26	367	0	15								4	3	1		2	1	1		0	0
DEKALB COUNTY				DATA FOR	384	14	0	263	107								1445	452	331	72	574	0	16								13	6	7		13	6	7		0	0
DICKSON COUNTY				DATA FOR	1396	197	Data not a	457	742								2930	1379	607	88	782	0	74								25	17	8		25	17	8		0	0
DYER COUNTY				DATA FOR	811	48	Data not a	326	437								2743	729	663	84	1245	0	22								21	17	4		21	17	4		0	0
FAYETTE COUNTY				DATA FOR	1640	473	Data not a	3	1164								3603	1461	621	53	1435	0	33								18	12	6		17	11	6		0	0
FENTRESS COUNTY				DATA FOR	335	18	Data not a	0	317								1472	378	362	28	678	0	26								15	10	5		15	10	5		0	0
FRANKLIN COUNTY				DATA FOR	918	17	0	0	901								3584	965	673	118	1782	0	46								55	30	25		53	28	25		2	1
GIBSON COUNTY				DATA FOR	1034	41	0	0	993								4430	1247	812	75	2248	0	48								32	32	0		30	30	0		0	0
GILES COUNTY				DATA FOR	656	33	0	0	623								1860	625	474	54	684	0	23								21	13	8		21	13	8		0	0
GRAINGER COUNTY				DATA FOR	492	209	Data not a	0	283								2715	493	364	69	1771	0	18								11	9	2		7	7	0		0	0
GREENE COUNTY				DATA FOR	1056	73	Data not a	412	571								3640	1087	1213	128	1185	0	27								32	25	7		26	20	6		2	1
GRUNDY COUNTY				DATA FOR	239	43	Data not a	4	192								904	195	241	27	441	0	0								4	1	3		4	1	3		0	0
HAMBLEN COUNTY				DATA FOR	1223	31	Data not a	511	681								3653	1210	954	106	1354	0	29								39	25	14		39	25	14		0	0
HAMILTON COUNTY				DATA FOR	13238	159	489	6521	6069								16497	5741	5693	483	4557	0	23								395	162	233		360	153	207		19	5
HANCOCK COUNTY				DATA FOR	111	6	Data not a	Data not a	105								566	122	238	45	161	0	0								4	3	1		4	3	1		0	0
HARDEMAN COUNTY				DATA FOR	161	52	0	11	98								1807	437	365	37	947	0	21								16	10	6		16	10	6		0	0
HARDIN COUNTY				DATA FOR	519	247	0	201	71								1953	433	488	51	958	0	23								5	1	4		5	1	4		0	0
HAWKINS COUNTY				DATA FOR	1260	83	Data not a	19	1158								4522	1344	843	41	2255	0	39								29	19	10		25	15	10		1	1
HAYWOOD COUNTY				DATA FOR	262	8	3	251	0								1397	396	323	33	645	0	0								14	10	4		7	4	3		0	0
HENDERSON COUNTY				DATA FOR	520	46	Data not a	Data not a	474								2484	555	461	34	1406	0	28								14	10	4		14	10	4		0	0
HENRY COUNTY				DATA FOR	768	37	0	251	480								1811	571	617	41	1540	0	42								25	22	3		25	22	3		0	0
HICKMAN COUNTY				DATA FOR	514	17	Data not a	0	497								2261	558	425	44	1162	0	12								7	7	0		7	7	0		0	0
HOUSTON COUNTY				DATA FOR	318	123	0	9	186								464	202	211	29	2	0	20								2	1	1		2	1	1		1	1
HUMPHREYS COUNTY				DATA FOR	474	6	Data not a	0	468								1423	495	402	40	433	0	53								11	11	0		11	11	0		0	0
JACKSON COUNTY				DATA FOR	299	18	0	27	254								1662	378	231	29	1020	0	4								9	6	3		5	3	2		0	0
JEFFERSON COUNTY				DATA FOR	1174	54	Data not a	704	416								3512	1476	821	130	1059	0	28								44	37	7		44	37	7		0	0
JOHNSON COUNTY				DATA FOR	319	7	Data not a	4	308								1054	205	380	55	395	0	19								11	6	5		8	4	4		0	0
KNOX COUNTY				DATA FOR	11690	995	4067	5062	1566								24445	11910	9221	1124	2065	0	25								456	207	249		445	200	245		3	2
LAKE COUNTY				DATA FOR	130	4	0	1	125								429	140	152	32	97	0	5								2	2	0		2	2	0		0	0
LAUDERDALE COUNTY				DATA FOR	582	82	Data not a	Data not a	500								1629	505	434	71	597	0	22								5	3	2		5	3	2		0	0
LAWRENCE COUNTY				DATA FOR	629	25	0	109	495								2889	575	711	41	1558	0	4								27	20	7		21	17	4		0	0
LEWIS COUNTY				DATA FOR	262	18	0	0	244								947	278	191	17	449	0	12								10	2	8		10	2	8		0	0
LINCOLN COUNTY				DATA FOR	690	18	0	0	672								2724	539	528	32	1598	0	27								31	22	9		24	17	7		0	0
LOUDON COUNTY				DATA FOR	1568	723	Data not a	670	175								4022	1712	936	82	1229	0	63								51	34	17		42	28	14		0	0
MCMINN COUNTY				DATA FOR	987	76	0	6	905								2882	938	925	96	874	0	49								41	22	19		33	18	15		1	1
MCNAIRY COUNTY				DATA FOR	499	142	0	200	157								2307	476	465	46	1274	0	26								9	6	3		7	4	3		0	0
MACON COUNTY				DATA FOR	250	55	Data not a	0	195								1885	335	330	44	1158	0	24								5	4	1		5	4	1		1	1
MADISON COUNTY				DATA FOR	2767	275	Data not a	1229	1263								10130	2456	1384	205	6014	0	71								75	35	40		57	27	30		0	0
MARION COUNTY				DATA FOR	450	22	0	194	234								2131	449	431	46	1186	0	19								11	4	7		5	2	3		0	0
MARSHALL COUNTY				DATA FOR	679	33	Data not a	31	615								3189	751	435	35	1921	0	47								11	7	4		11	7	4		0	0
MAURY COUNTY				DATA FOR	2794	44	Data not a	Data not a	2750								5444	2700	1310	118	1243	0	73								45	28	17		39	22	17		0	0
MEIGS COUNTY				DATA FOR	434	91	Data not a	Data not a	343								1003	296	242	35	414	0	16								7	5	2		4	3	1		0	0
MONROE COUNTY				DATA FOR	894	49	Data not a	0	845								2963	974	831	123	997	0	34								28	22	6		18	14	4		0	0
MONTGOMERY COUNTY					9234	687	631	4269	3647								19558	2731	1509	138	13730	0	1450								663	562	101		701	598	103		38	36
MOORE COUNTY				DATA FOR	5	1	0	4	0								420	229	180	4	0	0	7								7	7	0		0	0	0		0	0
MORGAN COUNTY				DATA FOR	276	80	0	136	60								2778	414	339	32	1984	0	9								13	10	3		11	8	3		0	0
OBION COUNTY				DATA FOR	0	0	0	0	0								1208	599	544	48	0	0	17								17	13	4		15	11	4		0	0
OVERTON COUNTY				DATA FOR	405	9	0	161	235								2017	546	460	48	957	0	6								9	2	7		9	2	7		0	0
PERRY COUNTY				DATA FOR	142	9	Data not a	0	133								771	145	136	16	468	0	6								3	2	1		3	2	1		0	0
PICKETT COUNTY				DATA FOR	140	7	8	76	49								451	145	138	10	151	0	7								0	0	0		0	0	0		0	0
POLK COUNTY				DATA FOR	0	0	0	0	0								899	400	349	103	0	0	47								5	4	1		5	4	1		0	0
PUTNAM COUNTY				DATA FOR	2173	50	Data not a	Data not a	2123								6957	2036	1045	117	3690	0	69								54	25	29		44	18	26		4	1
RHEA COUNTY				DATA FOR	1550	109	Data not a	574	867								3284	566	561	71	2058	0	28								25	9	16		25	9	16		0	0
ROANE COUNTY				DATA FOR	1239	21	56	538	624								5714	1404	1006	92	3144	0	68								54	37	17		42	31	11		0	0
ROBERTSON COUNTY				DATA FOR	1869	116	Data not a	1	1752								4928	2014	810	93	2011	0	0								42	30	12		42	30	12		0	0
RUTHERFORD COUNTY				DATA FOR	3896	664	Data not a	1	3231								23891	9817	2383	348	10941	0	402								210	111	99		149	81	68		10	9
SCOTT COUNTY				DATA FOR	1031	112	Data not a	0	919								1253	246	434	17	551	0	5								10	10	0		10	10	0		0	0
SEQUATCHIE COUNTY				DATA FOR	414	84	Data not a	44	286								716	349	205	47	108	0	7								16	7	9		15	6	9		1	0
SEVIER COUNTY				DATA FOR	3111	1393	Data not a	Data not a	1718								7465	2581	1850	153	2728	0	153								51	32	19		51	32	19		0	0
SHELBY COUNTY				DATA FOR	28653	7079	Data not a	Data not a	21574								41588	6303	8459	2222	24519	0	55	OTHER	30						716	372	344		526	240	286		38	26
SMITH COUNTY				DATA FOR	473	75	21	105	272								1595	549	299	37	708	0	2								9	6	3		7	4	3		0	0
STEWART COUNTY				DATA FOR	391	19	Data not a	0	372								1197	339	234	18	594	0	12								17	16	1		7	7	0		0	0
SULLIVAN COUNTY				DATA FOR	912	317	Data not a	Data not a	595								11495	2604	2416	282	6061	0	132								127	77	50		122	74	48		2	1
SUMNER COUNTY				DATA FOR	3708	378	Data not a	1162	2168								16619	6375	1935	153	8022	0	134								318	204	114		318	204	114		8	8
TIPTON COUNTY				DATA FOR	1494	137	0	0	1357								7962	1541	866	92	5394	0	69								58	42	16		53	37	16		0	0
TROUSDALE COUNTY				DATA FOR	186	9	23	3	151								804	281	137	30	326	0	30								2	2	0		1	1	0		0	0
UNICOI COUNTY				DATA FOR	446	10	Data not a	129	307								1707	415	356	25	897	0	14								13	8	5		9	6	3		1	1
UNION COUNTY				DATA FOR	430	31	Data not a	0	399								2368	479	308	47	1522	0	12								11	3	8		11	3	8		0	0
VAN BUREN COUNTY				DATA FOR	208	3	0	0	205								346	206	102	33	0	0	5							HAD A FIR	1	1	0		1	1	0		0	0
WARREN COUNTY				DATA FOR	587	17	21	197	352								2625	635	642	79	1248	0	21								12	8	4		12	8	4		1	1
WASHINGTON COUNTY				DATA FOR	4071	103	6	35	3927								12629	3673	1767	112	6945	0	132								131	69	62		131	69	62		4	2
WAYNE COUNTY				DATA FOR	217	7	Data not a	0	210								1701	185	304	51	1146	0	15								8	4	4		7	3	4		0	0
WEAKLEY COUNTY				DATA FOR	1079	41	Data not a	112	926								2874	753	470	47	1535	0	69								9	6	3		8	5	3		0	0
WHITE COUNTY					537	18	1	183	335								2535	539	455	64	1471	0	6								8	2	6		4	1	3		0	0
WILLIAMSON COUNTY				DATA FOR	3566	258	Data not a	1252	2056								21030	8733	1698	129	10100	0	370								251	79	172		239	68	171		13	6
WILSON COUNTY				DATA FOR	3321	269	0	0	3052								10224	4345	1438	139	4175	0	127								84	54	30		81	51	30		2	2
					186429	**20789**	**5337**	**27573**	**132730**								**474280**	**152906**	**92465**	**11324**	**211868**	**0**	**5687**		**30**						**5907**	**3266**	**2641**		**5385**	**2938**	**2447**		**163**	**111**

RETRIEVED FROM DEMOCRACYDOCKET.COM

Case 3:20-cv-00374 Document 40-2 Filed 06/12/20 Page 158 of 1351 PageID #: 324

Jurisdiction_Name	B3c	B3Comme	B4a	B4Comme	B5a	B5b	B5c	B6a	B6b	B6c	B7a	B7b	B7c	B8a	B8b	B8c	B5_B8Com	B9a	B9b	B9c	B10a	B10b	B10c	B11a	B11b	B11c	B12a	B12b	B12c	B9_B12Co	B13a	B13b	B13c	B13d	B13Comm	B14a	B14b	B14c	B15a	B15b
Jurisdiction Name	military FPCAs Rejected: Total	B3 Comments	UOCAVA FPCAs Rejected: Total	B4 Comments	Transmitted Ballots: Total	Uniformed Service Transmitted Ballots:	Military Transmitted Ballots:	Transmitted Ballots: Mail	Uniformed Service Transmitted Ballots:	military Transmitted Ballots:	Transmitted Ballots: Email	Uniformed Service Transmitted Ballots:	Uniformed Service Transmitted Ballots: Other	Transmitted Ballots: Other	Uniformed Service Transmitted: Other	Non-military Transmitted: Other	B5-B8 Comments	UOCAVA Ballots Returned: Total	Uniformed Service Ballots Returned: Total	military Ballots Returned: Total	UOCAVA Ballots Returned: Mail	Uniformed Service Ballots Returned: Mail	military Ballots Returned: Mail	UOCAVA Ballots Returned: Email	Uniformed Service Ballots Returned: Email	military Ballots Returned: Email	UOCAVA Ballots Returned: Other	Uniformed Service Ballots Returned: Other	military Ballots Returned: Other	B9-B12 Comments	Returned Undeliverable: Total	UOCAVA Returned Undeliverable: Mail	Returned Undeliverable: Email	Returned Undeliverable: Other	B13 Comments	UOCAVA Ballots Counted: Total	Uniformed Service Ballots Counted: Total	military Ballots Counted: Total	UOCAVA Ballots Counted: Mail	Uniformed Service Ballots Counted: Mail
ANDERSON COUNTY	4		2		61	25	36	10	6	4	51	19	32	Does not a	Does not a	Does not a		55	22	33	55	22	33	Does not a	Does not a	Does not a	Does not a	Does not a	Does not a		0	0	0	0		53	21	32	53	21
BEDFORD COUNTY	0		0		25	16	9	9	9	0	16	7	9	Does not a	Does not a	Does not a		22	14	8	22	14	8	Does not a	Does not a	Does not a	Does not a	Does not a	Does not a		0	0	0	0		22	14	8	22	14
BENTON COUNTY	0		0		8	6	2	2	2	0	6	4	2	Does not a	Does not a	Does not a		7	5	2	7	5	2	Does not a	Does not a	Does not a	Does not a	Does not a	Does not a		0	0	0	0		7	5	2	7	5
BLEDSOE COUNTY	0		0		7	4	3	0	0	0	7	4	3	Does not a	Does not a	Does not a		6	4	2	6	4	2	Does not a	Does not a	Does not a	Does not a	Does not a	Does not a		0	0	0	0		6	4	2	6	4
BLOUNT COUNTY	2		2		116	54	62	22	16	6	94	38	56	Does not a	Does not a	Does not a		92	46	46	92	46	46	Does not a	Does not a	Does not a	Does not a	Does not a	Does not a		1	1	0	0		87	43	44	87	43
BRADLEY COUNTY	0		0		79	47	32	8	7	1	71	40	31	Does not a	Does not a	Does not a		61	34	27	61	34	27	Does not a	Does not a	Does not a	Does not a	Does not a	Does not a		0	0	0	0		61	34	27	61	34
CAMPBELL COUNTY	0		0		5	3	2	0	0	0	5	3	2	Does not a	Does not a	Does not a		5	3	2	5	3	2	Does not a	Does not a	Does not a	Does not a	Does not a	Does not a		0	0	0	0		5	3	2	5	3
CANNON COUNTY	0		0		4	0	4	0	0	0	4	0	4	Does not a	Does not a	Does not a		3	0	3	3	0	3	Does not a	Does not a	Does not a	Does not a	Does not a	Does not a		0	0	0	0		3	0	3	3	0
CARROLL COUNTY	0		0		13	13	0	6	6	0	7	7	0	Does not a	Does not a	Does not a		9	9	0	9	9	0	Does not a	Does not a	Does not a	Does not a	Does not a	Does not a		0	0	0	0		9	9	0	9	9
CARTER COUNTY	0		0		37	24	13	11	9	2	26	15	11	Does not a	Does not a	Does not a		23	16	7	23	16	7	Does not a	Does not a	Does not a	Does not a	Does not a	Does not a		0	0	0	0		23	16	7	23	16
CHEATHAM COUNTY	0		0		37	25	12	0	0	0	37	25	12	Does not a	Does not a	Does not a		22	20	2	22	20	2	Does not a	Does not a	Does not a	Does not a	Does not a	Does not a		0	0	0	0		18	17	1	18	17
CHESTER COUNTY	0		0		11	11	0	2	2	0	9	9	0	Does not a	Does not a	Does not a		3	3	0	3	3	0	Does not a	Does not a	Does not a	Does not a	Does not a	Does not a		0	0	0	0		3	3	0	3	3
CLAIBORNE COUNTY	0		0		10	9	1	7	7	0	3	2	1	Does not a	Does not a	Does not a		9	8	1	9	8	1	Does not a	Does not a	Does not a	Does not a	Does not a	Does not a		0	0	0	0		9	8	1	9	8
CLAY COUNTY	0		0		0	0	0	0	0	0	0	0	0	Does not a	Does not a	Does not a		0	0	0	0	0	0	Does not a	Does not a	Does not a	Does not a	Does not a	Does not a		0	0	0	0		0	0	0	0	0
COCKE COUNTY	0		0		20	9	11	5	5	0	15	4	11	Does not a	Does not a	Does not a		11	3	8	11	3	8	Does not a	Does not a	Does not a	Does not a	Does not a	Does not a		1	1	0	0		11	3	8	11	3
COFFEE COUNTY	0		0		38	25	13	15	9	6	23	16	7	Does not a	Does not a	Does not a		19	15	4	19	15	4	Does not a	Does not a	Does not a	Does not a	Does not a	Does not a		0	0	0	0		19	15	4	19	15
CROCKETT COUNTY	0		0		9	5	4	4	3	1	5	2	3	Does not a	Does not a	Does not a		4	3	1	4	3	1	Does not a	Does not a	Does not a	Does not a	Does not a	Does not a		0	0	0	0		4	3	1	4	3
CUMBERLAND COUNT	0		0		45	23	22	5	4	1	40	19	21	Does not a	Does not a	Does not a		38	19	19	38	19	19	Does not a	Does not a	Does not a	Does not a	Does not a	Does not a		0	0	0	0		37	18	19	37	18
DAVIDSON COUNTY	0		0		738	225	513	93	51	42	645	174	471	Does not a	Does not a	Does not a		562	184	378	562	184	378	Does not a	Does not a	Does not a	Does not a	Does not a	Does not a		0	0	0	0		562	184	378	562	184
DECATUR COUNTY	0		0		4	3	1	0	0	0	4	3	1	Does not a	Does not a	Does not a		1	0	1	1	0	1	Does not a	Does not a	Does not a	Does not a	Does not a	Does not a		0	0	0	0		1	0	1	1	0
DEKALB COUNTY	0		0		13	6	7	3	3	0	10	3	7	Does not a	Does not a	Does not a		10	4	6	10	4	6	Does not a	Does not a	Does not a	Does not a	Does not a	Does not a		0	0	0	0		10	4	6	10	4
DICKSON COUNTY	0		0		25	17	8	5	4	1	20	13	7	Does not a	Does not a	Does not a		19	14	5	19	14	5	Does not a	Does not a	Does not a	Does not a	Does not a	Does not a		0	0	0	0		17	12	5	17	12
DYER COUNTY	0		0		21	17	4	4	3	1	17	14	3	Does not a	Does not a	Does not a		14	10	4	14	10	4	Does not a	Does not a	Does not a	Does not a	Does not a	Does not a		0	0	0	0		14	10	4	14	10
FAYETTE COUNTY	0		0		18	12	6	6	5	1	12	7	5	Does not a	Does not a	Does not a		9	6	3	9	6	3	Does not a	Does not a	Does not a	Does not a	Does not a	Does not a		0	0	0	0		9	6	3	9	6
FENTRESS COUNTY	0		0		15	10	5	7	5	2	8	5	3	Does not a	Does not a	Does not a		13	9	4	13	9	4	Does not a	Does not a	Does not a	Does not a	Does not a	Does not a		0	0	0	0		13	9	4	13	9
FRANKLIN COUNTY	1		2		53	28	25	15	8	7	38	20	18	Does not a	Does not a	Does not a		47	25	22	47	25	22	Does not a	Does not a	Does not a	Does not a	Does not a	Does not a		0	0	0	0		45	24	21	45	24
GIBSON COUNTY	0		0		32	32	0	10	10	0	22	22	0	Does not a	Does not a	Does not a		18	18	0	18	18	0	Does not a	Does not a	Does not a	Does not a	Does not a	Does not a		0	0	0	0		17	17	0	17	17
GILES COUNTY	0		0		21	13	8	11	9	2	10	4	6	Does not a	Does not a	Does not a		21	13	8	21	13	8	Does not a	Does not a	Does not a	Does not a	Does not a	Does not a		0	0	0	0		21	13	8	21	13
GRAINGER COUNTY	0		0		11	9	2	1	1	0	10	8	2	Does not a	Does not a	Does not a		6	4	2	6	4	2	Does not a	Does not a	Does not a	Does not a	Does not a	Does not a		0	0	0	0		6	4	2	6	4
GREENE COUNTY	1		0		32	25	7	7	5	2	25	20	5	Does not a	Does not a	Does not a		27	21	6	27	21	6	Does not a	Does not a	Does not a	Does not a	Does not a	Does not a		0	0	0	0		25	20	5	25	20
GRUNDY COUNTY	0		0		4	1	3	0	0	0	4	1	3	Does not a	Does not a	Does not a		4	1	3	4	1	3	Does not a	Does not a	Does not a	Does not a	Does not a	Does not a		0	0	0	0		4	1	3	4	1
HAMBLEN COUNTY	0		0		39	25	14	10	6	4	29	19	10	Does not a	Does not a	Does not a		35	22	13	35	22	13	Does not a	Does not a	Does not a	Does not a	Does not a	Does not a		0	0	0	0		35	22	13	35	22
HAMILTON COUNTY	14		10		395	162	233	108	70	38	287	92	195	Does not a	Does not a	Does not a		324	128	196	324	128	196	Does not a	Does not a	Does not a	Does not a	Does not a	Does not a		11	9	2	0		303	118	185	303	118
HANCOCK COUNTY	0		0		4	3	1	0	0	0	4	3	1	Does not a	Does not a	Does not a		2	1	1	2	1	1	Does not a	Does not a	Does not a	Does not a	Does not a	Does not a		0	0	0	0		2	1	1	2	1
HARDEMAN COUNTY	0		0		16	10	6	5	2	3	11	8	3	Does not a	Does not a	Does not a		10	6	4	10	6	4	Does not a	Does not a	Does not a	Does not a	Does not a	Does not a		0	0	0	0		10	6	4	10	6
HARDIN COUNTY	0		0		5	1	4	1	0	1	4	1	3	Does not a	Does not a	Does not a		5	1	4	5	1	4	Does not a	Does not a	Does not a	Does not a	Does not a	Does not a		0	0	0	0		5	1	4	5	1
HAWKINS COUNTY	0		1		29	19	10	1	1	0	28	18	10	Does not a	Does not a	Does not a		23	13	10	23	13	10	Does not a	Does not a	Does not a	Does not a	Does not a	Does not a		0	0	0	0		23	13	10	23	13
HAYWOOD COUNTY	0		0		14	10	4	2	2	0	12	8	4	Does not a	Does not a	Does not a		10	6	4	10	6	4	Does not a	Does not a	Does not a	Does not a	Does not a	Does not a		0	0	0	0		9	5	4	9	5
HENDERSON COUNTY	0		0		14	10	4	0	0	0	14	10	4	Does not a	Does not a	Does not a		11	7	4	11	7	4	Does not a	Does not a	Does not a	Does not a	Does not a	Does not a		0	0	0	0		11	7	4	11	7
HENRY COUNTY	0		0		25	22	3	14	14	0	11	8	3	Does not a	Does not a	Does not a		20	18	2	20	18	2	Does not a	Does not a	Does not a	Does not a	Does not a	Does not a		0	0	0	0		20	18	2	20	18
HICKMAN COUNTY	0		0		7	7	0	0	0	0	7	7	0	Does not a	Does not a	Does not a		5	5	0	5	5	0	Does not a	Does not a	Does not a	Does not a	Does not a	Does not a		0	0	0	0		5	5	0	5	5
HOUSTON COUNTY	0		1		2	1	1	0	0	0	2	1	1	Does not a	Does not a	Does not a		2	1	1	2	1	1	Does not a	Does not a	Does not a	Does not a	Does not a	Does not a		0	0	0	0		2	1	1	2	1
HUMPHREYS COUNTY	0		0		11	11	0	5	5	0	6	6	0	Does not a	Does not a	Does not a		9	9	0	9	9	0	Does not a	Does not a	Does not a	Does not a	Does not a	Does not a		0	0	0	0		9	9	0	9	9
JACKSON COUNTY	0		0		9	6	3	1	1	0	8	5	3	Does not a	Does not a	Does not a		4	2	2	4	2	2	Does not a	Does not a	Does not a	Does not a	Does not a	Does not a		0	0	0	0		3	2	1	3	2
JEFFERSON COUNTY	0		0		44	37	7	14	12	2	30	25	5	Does not a	Does not a	Does not a		34	27	7	34	27	7	Does not a	Does not a	Does not a	Does not a	Does not a	Does not a		0	0	0	0		34	27	7	34	27
JOHNSON COUNTY	0		0		11	6	5	2	1	1	9	5	4	Does not a	Does not a	Does not a		8	4	4	8	4	4	Does not a	Does not a	Does not a	Does not a	Does not a	Does not a		0	0	0	0		8	4	4	8	4
KNOX COUNTY	1		3		445	200	245	37	22	15	408	178	230	Does not a	Does not a	Does not a		444	199	245	444	199	245	Does not a	Does not a	Does not a	Does not a	Does not a	Does not a		0	0	0	0		423	197	226	423	197
LAKE COUNTY	0		0		2	2	0	0	0	0	2	2	0	Does not a	Does not a	Does not a		1	1	0	1	1	0	Does not a	Does not a	Does not a	Does not a	Does not a	Does not a		0	0	0	0		1	1	0	1	1
LAUDERDALE COUNT	0		0		5	3	2	1	1	0	4	2	2	Does not a	Does not a	Does not a		3	2	1	3	2	1	Does not a	Does not a	Does not a	Does not a	Does not a	Does not a		0	0	0	0		3	2	1	3	2
LAWRENCE COUNTY	0		0		27	20	7	9	8	1	18	12	6	Does not a	Does not a	Does not a		18	15	3	18	15	3	Does not a	Does not a	Does not a	Does not a	Does not a	Does not a		0	0	0	0		18	15	3	18	15
LEWIS COUNTY	0		0		10	2	8	7	0	7	3	2	1	Does not a	Does not a	Does not a		10	2	8	10	2	8	Does not a	Does not a	Does not a	Does not a	Does not a	Does not a		0	0	0	0		10	2	8	10	2
LINCOLN COUNTY	0		0		31	22	9	6	5	1	25	17	8	Does not a	Does not a	Does not a		23	18	5	23	18	5	Does not a	Does not a	Does not a	Does not a	Does not a	Does not a		0	0	0	0		23	18	5	23	18
LOUDON COUNTY	0		0		51	34	17	11	7	4	40	27	13	Does not a	Does not a	Does not a		44	29	15	44	29	15	Does not a	Does not a	Does not a	Does not a	Does not a	Does not a		0	0	0	0		40	27	13	40	27
MCMINN COUNTY	0		0		41	22	19	4	4	0	37	18	19	Does not a	Does not a	Does not a		38	20	18	38	20	18	Does not a	Does not a	Does not a	Does not a	Does not a	Does not a		0	0	0	0		38	20	18	38	20
MCNAIRY COUNTY	0		0		9	6	3	0	0	0	9	6	3	Does not a	Does not a	Does not a		7	4	3	7	4	3	Does not a	Does not a	Does not a	Does not a	Does not a	Does not a		0	0	0	0		7	4	3	7	4
MACON COUNTY	0		0		5	4	1	2	2	0	3	2	1	Does not a	Does not a	Does not a		3	2	1	3	2	1	Does not a	Does not a	Does not a	Does not a	Does not a	Does not a		0	0	0	0		3	2	1	3	2
MADISON COUNTY	0		0		75	35	40	26	14	12	49	21	28	Does not a	Does not a	Does not a		64	27	37	64	27	37	Does not a	Does not a	Does not a	Does not a	Does not a	Does not a		0	0	0	0		59	24	35	59	24
MARION COUNTY	0		0		10	3	7	3	3	0	7	0	7	Does not a	Does not a	Does not a		7	2	5	7	2	5	Does not a	Does not a	Does not a	Does not a	Does not a	Does not a		0	0	0	0		7	2	5	7	2
MARSHALL COUNTY	0		0		11	7	4	1	1	0	10	6	4	Does not a	Does not a	Does not a		8	5	3	8	5	3	Does not a	Does not a	Does not a	Does not a	Does not a	Does not a		0	0	0	0		8	5	3	8	5
MAURY COUNTY	0		0		45	28	17	13	11	2	32	17	15	Does not a	Does not a	Does not a		33	19	14	33	19	14	Does not a	Does not a	Does not a	Does not a	Does not a	Does not a		0	0	0	0		33	19	14	33	19
MEIGS COUNTY	0		0		7	5	2	1	0	1	6	5	1	Does not a	Does not a	Does not a		2	1	1	2	1	1	Does not a	Does not a	Does not a	Does not a	Does not a	Does not a		0	0	0	0		2	1	1	2	1
MONROE COUNTY	0		0		28	22	6	2	2	0	26	20	6	Does not a	Does not a	Does not a		15	13	2	15	13	2	Does not a	Does not a	Does not a	Does not a	Does not a	Does not a		0	0	0	0		15	13	2	15	13
MONTGOMERY COUN	2		9		663	562	101	174	163	11	489	399	90	Does not a	Does not a	Does not a		584	501	83	584	501	83	Does not a	Does not a	Does not a	Does not a	Does not a	Does not a		0	0	0	0		529	448	81	529	448
MOORE COUNTY	0		0		7	7	0	7	7	0	0	0	0	Does not a	Does not a	Does not a		7	7	0	7	7	0	Does not a	Does not a	Does not a	Does not a	Does not a	Does not a		0	0	0	0		7	7	0	7	7
MORGAN COUNTY	0		0		13	10	3	2	2	0	11	8	3	Does not a	Does not a	Does not a		10	7	3	10	7	3	Does not a	Does not a	Does not a	Does not a	Does not a	Does not a		0	0	0	0		8	6	2	8	6
OBION COUNTY	0		0		17	13	4	2	2	0	15	11	4	Does not a	Does not a	Does not a		7	5	2	7	5	2	Does not a	Does not a	Does not a	Does not a	Does not a	Does not a		1	1	0	0		7	5	2	7	5
OVERTON COUNTY	0		0		9	2	7	0	0	0	9	2	7	Does not a	Does not a	Does not a		8	1	7	8	1	7	Does not a	Does not a	Does not a	Does not a	Does not a	Does not a		0	0	0	0		8	1	7	8	1
PERRY COUNTY	0		0		3	2	1	0	0	0	3	2	1	Does not a	Does not a	Does not a		3	2	1	3	2	1	Does not a	Does not a	Does not a	Does not a	Does not a	Does not a		0	0	0	0		3	2	1	3	2
PICKETT COUNTY	0		0		0	0	0	0	0	0	0	0	0	Does not a	Does not a	Does not a		0	0	0	0	0	0	Does not a	Does not a	Does not a	Does not a	Does not a	Does not a		0	0	0	0		0	0	0	0	0
POLK COUNTY	0		0		5	4	1	3	2	1	2	2	0	Does not a	Does not a	Does not a		4	4	0	4	4	0	Does not a	Does not a	Does not a	Does not a	Does not a	Does not a		0	0	0	0		4	4	0	4	4
PUTNAM COUNTY	3		2		54	25	29	8	7	1	46	18	28	Does not a	Does not a	Does not a		47	21	26	47	21	26	Does not a	Does not a	Does not a	Does not a	Does not a	Does not a		1	1	0	0		44	19	25	44	19
RHEA COUNTY	0		0		25	9	16	1	1	0	24	8	16	Does not a	Does not a	Does not a		19	7	12	19	7	12	Does not a	Does not a	Does not a	Does not a	Does not a	Does not a		0	0	0	0		19	7	12	19	7
ROANE COUNTY	0		0		48	31	17	11	10	1	37	21	16	Does not a	Does not a	Does not a		38	25	13	38	25	13	Does not a	Does not a	Does not a	Does not a	Does not a	Does not a		0	0	0	0		38	25	13	38	25
ROBERTSON COUNTY	0		0		42	30	12	2	1	1	40	29	11	Does not a	Does not a	Does not a		33	25	8	33	25	8	Does not a	Does not a	Does not a	Does not a	Does not a	Does not a		0	0	0	0		31	24	7	31	24
RUTHERFORD COUNT	1		1		197	103	94	23	20	3	174	83	91	Does not a	Does not a	Does not a		142	78	64	142	78	64	Does not a	Does not a	Does not a	Does not a	Does not a	Does not a		1	1	0	0		125	72	53	125	72
SCOTT COUNTY	0		0		10	10	0	0	0	0	10	10	0	Does not a	Does not a	Does not a		6	6	0	6	6	0	Does not a	Does not a	Does not a	Does not a	Does not a	Does not a		0	0	0	0		6	6	0	6	6
SEQUATCHIE COUNT	1		0		16	7	9	6	4	2	10	3	7	Does not a	Does not a	Does not a		10	3	7	10	3	7	Does not a	Does not a	Does not a	Does not a	Does not a	Does not a		0	0	0	0		10	3	7	10	3
SEVIER COUNTY	0		0		51	32	19	16	7	9	35	25	10	Does not a	Does not a	Does not a		43	26	17	43	26	17	Does not a	Does not a	Does not a	Does not a	Does not a	Does not a		0	0	0	0		38	23	15	38	23
SHELBY COUNTY	12		26		716	372	344	116	86	30	600	286	314	Does not a	Does not a	Does not a		565	288	277	565	288	277	Does not a	Does not a	Does not a	Does not a	Does not a	Does not a		1	1	0	0		522	278	244	522	278
SMITH COUNTY	0		0		9	6	3	4	4	0	5	2	3	Does not a	Does not a	Does not a		7	4	3	7	4	3	Does not a	Does not a	Does not a	Does not a	Does not a	Does not a		0	0	0	0		7	4	3	7	4
STEWART COUNTY	0		0		17	16	1	4	4	0	13	12	1	Does not a	Does not a	Does not a		11	10	1	11	10	1	Does not a	Does not a	Does not a	Does not a	Does not a	Does not a		0	0	0	0		8	7	1	8	7
SULLIVAN COUNTY	1		1		127	77	50	35	24	11	92	53	39	Does not a	Does not a	Does not a		112	66	46	112	66	46	Does not a	Does not a	Does not a	Does not a	Does not a	Does not a		2	1	1	0		110	65	45	110	65
SUMNER COUNTY	0		8		318	204	114	75	34	41	243	170	73	Does not a	Does not a	Does not a		88	47	41	88	47	41	Does not a	Does not a	Does not a	Does not a	Does not a	Does not a		1	1	0	0		80	41	39	80	41
TIPTON COUNTY	0		0		57	41	16	17	16	1	40	25	15	Does not a	Does not a	Does not a		42	31	11	42	31	11	Does not a	Does not a	Does not a	Does not a	Does not a	Does not a		0	0	0	0		41	30	11	41	30
TROUSDALE COUNTY	0		0		2	2	0	1	1	0	1	1	0	Does not a	Does not a	Does not a		2	2	0	2	2	0	Does not a	Does not a	Does not a	Does not a	Does not a	Does not a		0	0	0	0		2	2	0	2	2
UNICOI COUNTY	0		0		13	8	5	6	5	1	7	3	4	Does not a	Does not a	Does not a		9	6	3	9	6	3	Does not a	Does not a	Does not a	Does not a	Does not a	Does not a		0	0	0	0		9	6	3	9	6
UNION COUNTY	0		0		11	3	8	1	0	1	10	3	7	Does not a	Does not a	Does not a		8	2	6	8	2	6	Does not a	Does not a	Does not a	Does not a	Does not a	Does not a		0	0	0	0		6	2	4	6	2
VAN BUREN COUNTY	0		0		1	1	0	0	0	0	1	1	0	Does not a	Does not a	Does not a		1	1	0	1	1	0	Does not a	Does not a	Does not a	Does not a	Does not a	Does not a		0	0	0	0		1	1	0	1	1
WARREN COUNTY	0		1		12	8	4	4	4	0	8	4	4	Does not a	Does not a	Does not a		6	2	4	6	2	4	Does not a	Does not a	Does not a	Does not a	Does not a	Does not a		0	0	0	0		6	2	4	6	2
WASHINGTON COUN	2		4		131	69	62	29	25	4	102	44	58	Does not a	Does not a	Does not a		96	48	48	96	48	48	Does not a	Does not a	Does not a	Does not a	Does not a	Does not a		2	2	0	0		92	46	46	92	46
WAYNE COUNTY	0		0		8	4	4	0	0	0	8	4

Jurisdiction_Name	B15c	B16a	B16b	B16c	B17a	B17b	B17c	B14_B17C	B18a	B18b	B18c	B19a	B19b	B19c	B20a	B20b	B20c	B21a	B21b	B21c	B22a	B22b	B22c	B22_Other	B18_B22C	B23a	B23b	B23c	B24a	B24b	B24c	B25a	B25b	B25c	B26a	B26b	B26c	B23_B26C	C1a	C1b
Jurisdiction Name	military Ballots Counted: Mail	UOCAVA Ballots Counted: Email	d Service Ballots Counted: Email	military Ballots Counted: Email	UOCAVA Ballots Counted: Other	d Service Ballots Counted: Other	military Ballots Counted: Other	B14-B17 Comments	UOCAVA Ballots Rejected: Total	d Service Ballots Rejected: Total	military Ballots Rejected: Total	UOCAVA Ballots Rejected: Deadline	d Service Ballots Rejected: Deadline	military Ballots Rejected: Deadline	UOCAVA Ballots Rejected: Signature	d Service Ballots Rejected: Signature	military Ballots Rejected: Signature	UOCAVA Ballots Rejected: Postmark	d Service Ballots Rejected: Postmark	military Ballots Rejected: Postmark	Ballots Rejected: Other Text	d Service Ballots Rejected: Other	military Ballots Rejected: Other	Other	B18-B22 Comments	UOCAVA FWABs Returned: Total	d Service FWABs Returned: Total	military FWABs Returned: Total	UOCAVA FWABs Counted: Total	d Service FWABs Counted: Total	military FWABs Counted: Total	UOCAVA FWABs Rejected: Deadline	d Service FWABs Rejected: Deadline	military FWABs Rejected: Deadline	UOCAVA FWABs Rejected: Absentee	d Service FWABs Rejected: Absentee	military FWABs Rejected: Absentee	B23-B26 Comments	By-mail Transmitted: Total	Transmitted: Returned for
ANDERSON COUNTY	32	Does not a	Does not a	Does not a	Does not a	Does not a	Does not a		2	1	1	2	1	1	0	0	0	Does not a	Does not a	Does not a						1	0	1	1	0	1	0	0	0	0	0	0		663	632
BEDFORD COUNTY	8	Does not a	Does not a	Does not a	Does not a	Does not a	Does not a		0	0	0	0	0	0	0	0	0	Does not a	Does not a	Does not a						0	0	0	0	0	0	0	0	0	0	0	0		201	191
BENTON COUNTY	2	Does not a	Does not a	Does not a	Does not a	Does not a	Does not a		0	0	0	0	0	0	0	0	0	Does not a	Does not a	Does not a						0	0	0	0	0	0	0	0	0	0	0	0		117	110
BLEDSOE COUNTY	2	Does not a	Does not a	Does not a	Does not a	Does not a	Does not a		0	0	0	0	0	0	0	0	0	Does not a	Does not a	Does not a						0	0	0	0	0	0	0	0	0	0	0	0		93	88
BLOUNT COUNTY	44	Does not a	Does not a	Does not a	Does not a	Does not a	Does not a		5	3	2	5	3	2	0	0	0	Does not a	Does not a	Does not a						1	0	1	0	0	0	0	0	1	0	1	0		1067	1010
BRADLEY COUNTY	27	Does not a	Does not a	Does not a	Does not a	Does not a	Does not a		0	0	0	0	0	0	0	0	0	Does not a	Does not a	Does not a						0	0	0	0	0	0	0	0	0	0	0	0		495	454
CAMPBELL COUNTY	2	Does not a	Does not a	Does not a	Does not a	Does not a	Does not a		0	0	0	0	0	0	0	0	0	Does not a	Does not a	Does not a						0	0	0	0	0	0	0	0	0	0	0	0		261	251
CANNON COUNTY	3	Does not a	Does not a	Does not a	Does not a	Does not a	Does not a		0	0	0	0	0	0	0	0	0	Does not a	Does not a	Does not a						0	0	0	0	0	0	0	0	0	0	0	0		94	92
CARROLL COUNTY	0	Does not a	Does not a	Does not a	Does not a	Does not a	Does not a		0	0	0	0	0	0	0	0	0	Does not a	Does not a	Does not a						0	0	0	0	0	0	0	0	0	0	0	0		168	160
CARTER COUNTY	7	Does not a	Does not a	Does not a	Does not a	Does not a	Does not a		0	0	0	0	0	0	0	0	0	Does not a	Does not a	Does not a						0	0	0	0	0	0	0	0	0	0	0	0		442	419
CHEATHAM COUNTY	1	Does not a	Does not a	Does not a	Does not a	Does not a	Does not a		4	3	1	4	3	1	0	0	0	Does not a	Does not a	Does not a						0	0	0	0	0	0	0	0	0	0	0	0		220	207
CHESTER COUNTY	0	Does not a	Does not a	Does not a	Does not a	Does not a	Does not a		0	0	0	0	0	0	0	0	0	Does not a	Does not a	Does not a						0	0	0	0	0	0	0	0	0	0	0	0		112	103
CLAIBORNE COUNTY	1	Does not a	Does not a	Does not a	Does not a	Does not a	Does not a		0	0	0	0	0	0	0	0	0	Does not a	Does not a	Does not a						0	0	0	0	0	0	0	0	0	0	0	0		206	198
CLAY COUNTY	0	Does not a	Does not a	Does not a	Does not a	Does not a	Does not a		0	0	0	0	0	0	0	0	0	Does not a	Does not a	Does not a						0	0	0	0	0	0	0	0	0	0	0	0		93	81
COCKE COUNTY	8	Does not a	Does not a	Does not a	Does not a	Does not a	Does not a		0	0	0	0	0	0	0	0	0	Does not a	Does not a	Does not a						0	0	0	0	0	0	0	0	0	0	0	0		289	277
COFFEE COUNTY	4	Does not a	Does not a	Does not a	Does not a	Does not a	Does not a		0	0	0	0	0	0	0	0	0	Does not a	Does not a	Does not a						3	0	3	3	0	3	0	0	0	0	0	0		236	221
CROCKETT COUNTY	1	Does not a	Does not a	Does not a	Does not a	Does not a	Does not a		0	0	0	0	0	0	0	0	0	Does not a	Does not a	Does not a						0	0	0	0	0	0	0	0	0	0	0	0		60	54
CUMBERLAND COUNT	19	Does not a	Does not a	Does not a	Does not a	Does not a	Does not a		1	1	0	1	1	0	0	0	0	Does not a	Does not a	Does not a						3	1	2	1	0	1	1	0	1	1	1	0		755	727
DAVIDSON COUNTY	378	Does not a	Does not a	Does not a	Does not a	Does not a	Does not a		0	0	0	0	0	0	0	0	0	Does not a	Does not a	Does not a						0	0	0	0	0	0	0	0	0	0	0	0		3771	3534
DECATUR COUNTY	1	Does not a	Does not a	Does not a	Does not a	Does not a	Does not a		0	0	0	0	0	0	0	0	0	Does not a	Does not a	Does not a						0	0	0	0	0	0	0	0	0	0	0	0		108	108
DEKALB COUNTY	6	Does not a	Does not a	Does not a	Does not a	Does not a	Does not a		0	0	0	0	0	0	0	0	0	Does not a	Does not a	Does not a						1	1	0	0	0	0	1	1	0	0	0	0		121	119
DICKSON COUNTY	5	Does not a	Does not a	Does not a	Does not a	Does not a	Does not a		2	2	0	2	2	0	0	0	0	Does not a	Does not a	Does not a						0	0	0	0	0	0	0	0	0	0	0	0		366	356
DYER COUNTY	4	Does not a	Does not a	Does not a	Does not a	Does not a	Does not a		0	0	0	0	0	0	0	0	0	Does not a	Does not a	Does not a						1	1	0	0	0	0	1	1	0	0	0	0		141	128
FAYETTE COUNTY	3	Does not a	Does not a	Does not a	Does not a	Does not a	Does not a		0	0	0	0	0	0	0	0	0	Does not a	Does not a	Does not a						0	0	0	0	0	0	0	0	0	0	0	0		218	197
FENTRESS COUNTY	4	Does not a	Does not a	Does not a	Does not a	Does not a	Does not a		0	0	0	0	0	0	0	0	0	Does not a	Does not a	Does not a						0	0	0	0	0	0	0	0	0	0	0	0		147	132
FRANKLIN COUNTY	21	Does not a	Does not a	Does not a	Does not a	Does not a	Does not a		2	1	1	2	1	1	0	0	0	Does not a	Does not a	Does not a						2	2	0	2	2	0	0	0	0	0	0	0		282	265
GIBSON COUNTY	0	Does not a	Does not a	Does not a	Does not a	Does not a	Does not a		1	1	0	1	1	0	0	0	0	Does not a	Does not a	Does not a						1	1	0	0	0	0	0	0	1	1	0	0		244	217
GILES COUNTY	8	Does not a	Does not a	Does not a	Does not a	Does not a	Does not a		0	0	0	0	0	0	0	0	0	Does not a	Does not a	Does not a						0	0	0	0	0	0	0	0	0	0	0	0		194	177
GRAINGER COUNTY	2	Does not a	Does not a	Does not a	Does not a	Does not a	Does not a		0	0	0	0	0	0	0	0	0	Does not a	Does not a	Does not a						0	0	0	0	0	0	0	0	0	0	0	0		192	188
GREENE COUNTY	5	Does not a	Does not a	Does not a	Does not a	Does not a	Does not a		2	1	1	2	1	1	0	0	0	Does not a	Does not a	Does not a						3	3	0	0	0	0	0	0	3	3	0		575	571
GRUNDY COUNTY	3	Does not a	Does not a	Does not a	Does not a	Does not a	Does not a		0	0	0	0	0	0	0	0	0	Does not a	Does not a	Does not a						0	0	0	0	0	0	0	0	0	0	0	0		77	77
HAMBLEN COUNTY	13	Does not a	Does not a	Does not a	Does not a	Does not a	Does not a		0	0	0	0	0	0	0	0	0	Does not a	Does not a	Does not a						0	0	0	0	0	0	0	0	0	0	0	0		375	345
HAMILTON COUNTY	185	Does not a	Does not a	Does not a	Does not a	Does not a	Does not a		21	10	11	12	4	8	9	6	3	Does not a	Does not a	Does not a						26	17	9	10	8	2	7	4	3	3	2	1		2733	2516
HANCOCK COUNTY	1	Does not a	Does not a	Does not a	Does not a	Does not a	Does not a		0	0	0	0	0	0	0	0	0	Does not a	Does not a	Does not a						0	0	0	0	0	0	0	0	0	0	0	0		65	62
HARDEMAN COUNTY	4	Does not a	Does not a	Does not a	Does not a	Does not a	Does not a		0	0	0	0	0	0	0	0	0	Does not a	Does not a	Does not a						0	0	0	0	0	0	0	0	0	0	0	0		211	181
HARDIN COUNTY	4	Does not a	Does not a	Does not a	Does not a	Does not a	Does not a		0	0	0	0	0	0	0	0	0	Does not a	Does not a	Does not a						0	0	0	0	0	0	0	0	0	0	0	0		171	131
HAWKINS COUNTY	10	Does not a	Does not a	Does not a	Does not a	Does not a	Does not a		0	0	0	0	0	0	0	0	0	Does not a	Does not a	Does not a						0	0	0	0	0	0	0	0	0	0	0	0		364	344
HAYWOOD COUNTY	4	Does not a	Does not a	Does not a	Does not a	Does not a	Does not a		1	1	0	1	1	0	0	0	0	Does not a	Does not a	Does not a						4	4	0	1	1	0	0	0	3	3	0		288	272
HENDERSON COUNTY	4	Does not a	Does not a	Does not a	Does not a	Does not a	Does not a		0	0	0	0	0	0	0	0	0	Does not a	Does not a	Does not a						0	0	0	0	0	0	0	0	0	0	0	0		145	130
HENRY COUNTY	2	Does not a	Does not a	Does not a	Does not a	Does not a	Does not a		0	0	0	0	0	0	0	0	0	Does not a	Does not a	Does not a						0	0	0	0	0	0	0	0	0	0	0	0		229	195
HICKMAN COUNTY	0	Does not a	Does not a	Does not a	Does not a	Does not a	Does not a		0	0	0	0	0	0	0	0	0	Does not a	Does not a	Does not a						0	0	0	0	0	0	0	0	0	0	0	0		113	113
HOUSTON COUNTY	1	Does not a	Does not a	Does not a	Does not a	Does not a	Does not a		0	0	0	0	0	0	0	0	0	Does not a	Does not a	Does not a						0	0	0	0	0	0	0	0	0	0	0	0		156	147
HUMPHREYS COUNTY	0	Does not a	Does not a	Does not a	Does not a	Does not a	Does not a		0	0	0	0	0	0	0	0	0	Does not a	Does not a	Does not a						0	0	0	0	0	0	0	0	0	0	0	0		182	169
JACKSON COUNTY	1	Does not a	Does not a	Does not a	Does not a	Does not a	Does not a		1	0	1	1	0	1	0	0	0	Does not a	Does not a	Does not a						0	0	0	0	0	0	0	0	0	0	0	0		132	123
JEFFERSON COUNTY	7	Does not a	Does not a	Does not a	Does not a	Does not a	Does not a		0	0	0	0	0	0	0	0	0	Does not a	Does not a	Does not a						0	0	0	0	0	0	0	0	0	0	0	0		385	371
JOHNSON COUNTY	4	Does not a	Does not a	Does not a	Does not a	Does not a	Does not a		0	0	0	0	0	0	0	0	0	Does not a	Does not a	Does not a						0	0	0	0	0	0	0	0	0	0	0	0		154	154
KNOX COUNTY	226	Does not a	Does not a	Does not a	Does not a	Does not a	Does not a		21	2	19	21	2	19	0	0	0	Does not a	Does not a	Does not a						11	6	5	11	6	5	0	0	0	0	0	0		3940	3489
LAKE COUNTY	0	Does not a	Does not a	Does not a	Does not a	Does not a	Does not a		0	0	0	0	0	0	0	0	0	Does not a	Does not a	Does not a						0	0	0	0	0	0	0	0	0	0	0	0		38	35
LAUDERDALE COUNT	1	Does not a	Does not a	Does not a	Does not a	Does not a	Does not a		0	0	0	0	0	0	0	0	0	Does not a	Does not a	Does not a						0	0	0	0	0	0	0	0	0	0	0	0		248	243
LAWRENCE COUNTY	3	Does not a	Does not a	Does not a	Does not a	Does not a	Does not a		0	0	0	0	0	0	0	0	0	Does not a	Does not a	Does not a						0	0	0	0	0	0	0	0	0	0	0	0		163	158
LEWIS COUNTY	8	Does not a	Does not a	Does not a	Does not a	Does not a	Does not a		0	0	0	0	0	0	0	0	0	Does not a	Does not a	Does not a						0	0	0	0	0	0	0	0	0	0	0	0		113	106
LINCOLN COUNTY	5	Does not a	Does not a	Does not a	Does not a	Does not a	Does not a		0	0	0	0	0	0	0	0	0	Does not a	Does not a	Does not a						0	0	0	0	0	0	0	0	0	0	0	0		130	123
LOUDON COUNTY	13	Does not a	Does not a	Does not a	Does not a	Does not a	Does not a		4	2	2	4	2	2	0	0	0	Does not a	Does not a	Does not a						0	0	0	0	0	0	0	0	0	0	0	0		795	779
MCMINN COUNTY	18	Does not a	Does not a	Does not a	Does not a	Does not a	Does not a		0	0	0	0	0	0	0	0	0	Does not a	Does not a	Does not a						2	2	0	2	2	0	0	0	0	0	0	0		298	295
MCNAIRY COUNTY	3	Does not a	Does not a	Does not a	Does not a	Does not a	Does not a		0	0	0	0	0	0	0	0	0	Does not a	Does not a	Does not a						0	0	0	0	0	0	0	0	0	0	0	0		163	142
MACON COUNTY	1	Does not a	Does not a	Does not a	Does not a	Does not a	Does not a		0	0	0	0	0	0	0	0	0	Does not a	Does not a	Does not a						0	0	0	0	0	0	0	0	0	0	0	0		99	90
MADISON COUNTY	35	Does not a	Does not a	Does not a	Does not a	Does not a	Does not a		5	3	2	5	3	2	0	0	0	Does not a	Does not a	Does not a						5	3	2	3	2	1	0	0	0	2	1	1		788	727
MARION COUNTY	5	Does not a	Does not a	Does not a	Does not a	Does not a	Does not a		0	0	0	0	0	0	0	0	0	Does not a	Does not a	Does not a						1	1	0	1	1	0	0	0	0	0	0	0		188	167
MARSHALL COUNTY	3	Does not a	Does not a	Does not a	Does not a	Does not a	Does not a		0	0	0	0	0	0	0	0	0	Does not a	Does not a	Does not a						0	0	0	0	0	0	0	0	0	0	0	0		144	139
MAURY COUNTY	14	Does not a	Does not a	Does not a	Does not a	Does not a	Does not a		0	0	0	0	0	0	0	0	0	Does not a	Does not a	Does not a						0	0	0	0	0	0	0	0	0	0	0	0		471	445
MEIGS COUNTY	1	Does not a	Does not a	Does not a	Does not a	Does not a	Does not a		0	0	0	0	0	0	0	0	0	Does not a	Does not a	Does not a						2	2	0	2	2	0	0	0	0	0	0	0		85	80
MONROE COUNTY	2	Does not a	Does not a	Does not a	Does not a	Does not a	Does not a		0	0	0	0	0	0	0	0	0	Does not a	Does not a	Does not a						0	0	0	0	0	0	0	0	0	0	0	0		694	671
MONTGOMERY COUN	81	Does not a	Does not a	Does not a	Does not a	Does not a	Does not a		55	53	2	35	33	2	1	1	0	Does not a	Does not a	Does not a	19	19	0			34	34	0	19	19	0	15	15	0	0	0	0		752	678
MOORE COUNTY	0	Does not a	Does not a	Does not a	Does not a	Does not a	Does not a		0	0	0	0	0	0	0	0	0	Does not a	Does not a	Does not a						0	0	0	0	0	0	0	0	0	0	0	0		62	55
MORGAN COUNTY	2	Does not a	Does not a	Does not a	Does not a	Does not a	Does not a		2	1	1	2	1	1	0	0	0	Does not a	Does not a	Does not a						0	0	0	0	0	0	0	0	0	0	0	0		150	141
OBION COUNTY	2	Does not a	Does not a	Does not a	Does not a	Does not a	Does not a		0	0	0	0	0	0	0	0	0	Does not a	Does not a	Does not a						2	2	0	2	2		0	0	0	0	0	0		192	170
OVERTON COUNTY	7	Does not a	Does not a	Does not a	Does not a	Does not a	Does not a		0	0	0	0	0	0	0	0	0	Does not a	Does not a	Does not a						0	0	0	0	0	0	0	0	0	0	0	0		160	156
PERRY COUNTY	1	Does not a	Does not a	Does not a	Does not a	Does not a	Does not a		0	0	0	0	0	0	0	0	0	Does not a	Does not a	Does not a						0	0	0	0	0	0	0	0	0	0	0	0		58	53
PICKETT COUNTY	0	Does not a	Does not a	Does not a	Does not a	Does not a	Does not a		0	0	0	0	0	0	0	0	0	Does not a	Does not a	Does not a						0	0	0	0	0	0	0	0	0	0	0	0		84	81
POLK COUNTY	0	Does not a	Does not a	Does not a	Does not a	Does not a	Does not a		0	0	0	0	0	0	0	0	0	Does not a	Does not a	Does not a						0	0	0	0	0	0	0	0	0	0	0	0		161	130
PUTNAM COUNTY	25	Does not a	Does not a	Does not a	Does not a	Does not a	Does not a		3	2	1	3	2	1	0	0	0	Does not a	Does not a	Does not a						3	3	0	0	0	0	3	3	0	0	0	0		472	448
RHEA COUNTY	12	Does not a	Does not a	Does not a	Does not a	Does not a	Does not a		0	0	0	0	0	0	0	0	0	Does not a	Does not a	Does not a						0	0	0	0	0	0	0	0	0	0	0	0		215	205
ROANE COUNTY	13	Does not a	Does not a	Does not a	Does not a	Does not a	Does not a		0	0	0	0	0	0	0	0	0	Does not a	Does not a	Does not a						6	6	0	6	6	0	0	0	0	0	0	0		449	405
ROBERTSON COUNTY	7	Does not a	Does not a	Does not a	Does not a	Does not a	Does not a		2	1	1	2	1	1	0	0	0	Does not a	Does not a	Does not a						1	1	0	1	1	0	0	0	0	0	0	0		309	296
RUTHERFORD COUNT	53	Does not a	Does not a	Does not a	Does not a	Does not a	Does not a		17	6	11	15	5	10	2	1	1	Does not a	Does not a	Does not a						20	11	9	13	8	5	7	3	4	0	0	0		1165	1104
SCOTT COUNTY	0	Does not a	Does not a	Does not a	Does not a	Does not a	Does not a		0	0	0	0	0	0	0	0	0	Does not a	Does not a	Does not a						0	0	0	0	0	0	0	0	0	0	0	0		185	183
SEQUATCHIE COUNT	7	Does not a	Does not a	Does not a	Does not a	Does not a	Does not a		0	0	0	0	0	0	0	0	0	Does not a	Does not a	Does not a						0	0	0	0	0	0	0	0	0	0	0	0		60	58
SEVIER COUNTY	15	Does not a	Does not a	Does not a	Does not a	Does not a	Does not a		5	3	2	4	2	2	1	1	0	Does not a	Does not a	Does not a						0	0	0	0	0	0	0	0	0	0	0	0		684	628
SHELBY COUNTY	244	Does not a	Does not a	Does not a	Does not a	Does not a	Does not a		43	10	33	43	10	33	0	0	0	Does not a	Does not a	Does not a						10	4	6	2	1	1	6	2	4	2	1	1		4439	3305
SMITH COUNTY	3	Does not a	Does not a	Does not a	Does not a	Does not a	Does not a		0	0	0	0	0	0	0	0	0	Does not a	Does not a	Does not a						0	0	0	0	0	0	0	0	0	0	0	0		87	81
STEWART COUNTY	1	Does not a	Does not a	Does not a	Does not a	Does not a	Does not a		3	3	0	3	3	0	0	0	0	Does not a	Does not a	Does not a						0	0	0	0	0	0	0	0	0	0	0	0		152	143
SULLIVAN COUNTY	45	Does not a	Does not a	Does not a	Does not a	Does not a	Does not a		2	1	1	2	1	1	0	0	0	Does not a	Does not a	Does not a						1	1	0	0	0	0	1	1	0	0	0	0		1217	1157
SUMNER COUNTY	39	Does not a	Does not a	Does not a	Does not a	Does not a	Does not a		8	6	2	8	6	2	0	0	0	Does not a	Does not a	Does not a						13	7	6	6	3	3	7	4	3	0	0	0		1247	1083
TIPTON COUNTY	11	Does not a	Does not a	Does not a	Does not a	Does not a	Does not a		1	1	0	1	1	0	0	0	0	Does not a	Does not a	Does not a						1	1	0	1	1	0	0	0	0	0	0	0		200	188
TROUSDALE COUNTY	0	Does not a	Does not a	Does not a	Does not a	Does not a	Does not a		0	0	0	0	0	0	0	0	0	Does not a	Does not a	Does not a						0	0	0	0	0	0	0	0	0	0	0	0		37	34
UNICOI COUNTY	3	Does not a	Does not a	Does not a	Does not a	Does not a	Does not a		0	0	0	0	0	0	0	0	0	Does not a	Does not a	Does not a						0	0	0	0	0	0	0	0	0	0	0	0		125	120
UNION COUNTY	4	Does not a	Does not a	Does not a	Does not a	Does not a	Does not a		2	0	2	2	0	2	0	0	0	Does not a	Does not a	Does not a						0	0	0	0	0	0	0	0	0	0	0	0		263	257
VAN BUREN COUNTY	0	Does not a	Does not a	Does not a	Does not a	Does not a	Does not a		0	0	0	0	0	0	0	0	0	Does not a	Does not a	Does not a						0	0	0	0	0	0	0	0	0	0	0	0		23	23
WARREN COUNTY	4	Does not a	Does not a	Does not a	Does not a	Does not a	Does not a		0	0	0	0	0	0	0	0	0	Does not a	Does not a	Does not a						2	2	0	2	2	0	0	0	0	0	0	0		157	148
WASHINGTON COUN	46	Does not a	Does not a	Does not a	Does not a	Does not a	Does not a		4	2	2	4	2	2	0	0	0	Does not a	Does not a	Does not a						3	3	0	3	3	0	0	0	0	0	0	0		1089	1014
WAYNE COUNTY	4	Does not a	Does not a	Does not a	Does not a	Does not a	Does not a		0	0	0	0	0	0	0	0	0	Does not a	Does not a	Does not a						0	0	0	0	0	0	0	0	0	0	0	0		106	98
WEAKLEY COUNTY	3	Does not a	Does not a	Does not a	Does not a	Does not a	Does not a		0	0	0	0	0	0	0	0	0	Does not a	Does not a	Does not a						0	0	0	0	0	0	0	0	0	0	0	0		220	202
WHITE COUNTY	1	Does not a	Does not a	Does not a	Does not a	Does not a	Does not a		5	0	5	5	0	5	0	0	0	Does not a	Does not a	Does not a						0	0	0	0	0	0	0	0	0	0	0	0		203	190
WILLIAMSON COUNT	97	Does not a	Does not a	Does not a	Does not a	Does not a	Does not a		5	1	4	5	1	4	0	0	0	Does not a	Does not a	Does not a

Jurisdiction_Name	C1c	C1d	C1e	C1f	C1g_Other	C1g	C1h_Other	C1h	C1i_Other	C1i	C1Comments	C2a	C2Comments	C3a	C3Comments	C4a	C4b	C4c	C4d	C4e	C4f	C4g	C4h	C4i	C4j	C4k	C4l	C4m	C4n	C4o	C4p_Other	C4p	C4q_Other	C4q	C4r_Other	C4r	C4Comments	D1a	D1Comments	D2a
Jurisdiction Name	By-mail Transmitted: Returned Undeliver	By-mail Transmitted: Voided	By-mail Transmitted: Voted In-person Provision	By-mail Transmitted: Status Unknown	By-mail Transmitted: Other Text 1	By-mail Transmitted: Other 1	By-mail Transmitted: Other Text 2	By-mail Transmitted: Other 2	By-mail Transmitted: Other Text 3	By-mail Transmitted: Other 3	C1 Comments	By-mail Registrants: Total Transmitt	C2 Comments	By-mail Ballots Counted: Total	C3 Comments	By-mail Ballots Rejected: Total	By-mail Rejected: Deadline	By-mail Rejected: Voter Signature	By-mail Rejected: Witness Signature	By-mail Rejected: Non-matching Signature	By-mail Rejected: No EO Signature	By-mail Rejected: Unofficial Envelope	By-mail Rejected: Ballot Missing	By-mail Rejected: Envelope Not Sealed	By-mail Rejected: No Address	By-mail Rejected: Multiple Ballots	By-mail Rejected: Deceased	By-mail Rejected: Already Voted	By-mail Rejected: No Voter ID	By-mail Rejected: No Ballot Application	By-mail Rejected: Other Text 1	By-mail Rejected: Other 1	By-mail Rejected: Other Text 2	By-mail Rejected: Other 2	By-mail Rejected: Other Text 3	By-mail Rejected: Other 3	C4 Comments	Votes Cast: Total	D1 Comments	Poll Place on Election Day
ANDERSON COUNTY	5	6	1	19								136		623		9	9	0	Does not a		0	Does not a	0	0	0	0	0	0	0	0	0								26310		8867
BEDFORD COUNTY	1	1	0	8								40		190		1	0	0	Does not a		1	Does not a	0	0	0	0	0	0	0	0	0								13148		5534
BENTON COUNTY	0	0	0	7								6		110		0	0	0	Does not a		0	Does not a	0	0	0	0	0	0	0	0	0								5381		1803
BLEDSOE COUNTY	0	0	Does not a	5								9		88		0	0	0	Does not a		0	Does not a	0	0	0	0	0	0	0	0	0								4113		2864
BLOUNT COUNTY	5	0	8	44								152		988		22	20	0	Does not a		2	Does not a	0	0	0	0	0	0	0	0	0								47386		17865
BRADLEY COUNTY	0	0	Does not a	41								69		454		0	0	0	Does not a		0	Does not a	0	0	0	0	0	0	0	0	0								34256		12048
CAMPBELL COUNTY	0	0	0	10								68		251		0	0	0	Does not a		0	Does not a	0	0	0	0	0	0	0	0	0								10340		4952
CANNON COUNTY	0	0	0	2								19		92		0	0	0	Does not a		0	Does not a	0	0	0	0	0	0	0	0	0								4691		2492
CARROLL COUNTY	2	2	0	4								46		158		2	2	0	Does not a		0	Does not a	0	0	0	0	0	0	0	0	0								8915		4463
CARTER COUNTY	0	0	0	23								109		419		0	0	0	Does not a		0	Does not a	0	0	0	0	0	0	0	0	0								18865		9080
CHEATHAM COUNTY	0	0	0	13								21		202		5	5	0	Does not a		0	Does not a	0	0	0	0	0	0	0	0	0								14582		5317
CHESTER COUNTY	0	0	0	9								28		103		0	0	0	Does not a		0	Does not a	0	0	0	0	0	0	0	0	0								5364		2061
CLAIBORNE COUNTY	0	0	0	8								9		197		1	1	0	Does not a		0	Does not a	0	0	0	0	0	0	0	0	0								8625		3760
CLAY COUNTY	0	0	0	12								9		81		0	0	0	Does not a		0	Does not a	0	0	0	0	0	0	0	0	0								2608		1173
COCKE COUNTY	0	0	0	12								61		273		4	3	1	Does not a		0	Does not a	0	0	0	0	0	0	0	0	0								10577		4637
COFFEE COUNTY	0	0	0	15								47		221		0	0	0	Does not a		0	Does not a	0	0	0	0	0	0	0	0	0								17151		7299
CROCKETT COUNTY	0	0	0	6								5		54		0	0	0	Does not a		0	Does not a	0	0	0	0	0	0	0	0	0								4565		2142
CUMBERLAND COUNT	1	0	0	27								112		717		10	10	0	Does not a		0	Does not a	0	0	0	0	0	0	0	0	0								24111		8759
DAVIDSON COUNTY	0	98	22	117								649		3534		0	0	0	Does not a		0	Does not a	0	0	0	0	0	0	0	0	0								245860		85400
DECATUR COUNTY	0	0	0	0								6		108		0	0	0	Does not a		0	Does not a	0	0	0	0	0	0	0	0	0								3903		1662
DEKALB COUNTY	0	0	0	2								11		115		4	0	0	Does not a		4	Does not a	0	0	0	0	0	0	0	0	0								6070		2924
DICKSON COUNTY	0	0	0	10								49		356		0	0	0	Does not a		0	Does not a	0	0	0	0	0	0	0	0	0								16874		7782
DYER COUNTY	0	0	0	13								24		128		0	0	0	Does not a		0	Does not a	0	0	0	0	0	0	0	0	0								11273		4593
FAYETTE COUNTY	0	0	0	21								30		197		0	0	0	Does not a		0	Does not a	0	0	0	0	0	0	0	0	0								17375		7785
FENTRESS COUNTY	0	0	0	15								18		132		0	0	0	Does not a		0	Does not a	0	0	0	0	0	0	0	0	0								6493		2135
FRANKLIN COUNTY	3	0	0	14								59		256		9	8	1	Does not a		0	Does not a	0	0	0	0	0	0	0	0	0								14047		6363
GIBSON COUNTY	0	1	0	26								37		217		0	0	0	Does not a		0	Does not a	0	0	0	0	0	0	0	0	0								16402		8714
GILES COUNTY	0	0	0	17								76		177		0	0	0	Does not a		0	Does not a	0	0	0	0	0	0	0	0	0								9738		4196
GRAINGER COUNTY	0	0	0	4								36		185		3	3	0	Does not a		0	Does not a	0	0	0	0	0	0	0	0	0								6952		3384
GREENE COUNTY	2	0	0	2								106		558		13	5	4	Does not a		2	Does not a	0	0	0	0	2	0	0	0	0								20790		10937
GRUNDY COUNTY	0	0	0	0								17		77		0	0	0	Does not a		0	Does not a	0	0	0	0	0	0	0	0	0								3820		1927
HAMBLEN COUNTY	0	0	0	30								109		333		12	12	0	Does not a		0	Does not a	0	0	0	0	0	0	0	0	0								17596		7611
HAMILTON COUNTY	26	32	2	157								270		2465		51	32	13	Does not a		4	Does not a	0	2	0	0	0	0	0	0	0								134946		66504
HANCOCK COUNTY	0	0	0	3								35		62		0	0	0	Does not a		0	Does not a	0	0	0	0	0	0	0	0	0								1840		1009
HARDEMAN COUNTY	0	0	0	30								19		177		4	4	0	Does not a		0	Does not a	0	0	0	0	0	0	0	0	0								7677		3449
HARDIN COUNTY	0	0	0	40								30		130		1	0	1	Does not a		0	Does not a	0	0	0	0	0	0	0	0	0								8298		3847
HAWKINS COUNTY	1	0	1	18								100		339		5	5	0	Does not a		0	Does not a	0	0	0	0	0	0	0	0	0								17694		7650
HAYWOOD COUNTY	0	0	0	16								27		271		0	1	0	Does not a		0	Does not a	0	0	0	0	0	0	0	0	0								5998		2385
HENDERSON COUNTY	0	0	0	15								16		130		0	0	0	Does not a		0	Does not a	0	0	0	0	0	0	0	0	0								8753		3693
HENRY COUNTY	0	0	0	34								30		193		2	2	0	Does not a		0	Does not a	0	0	0	0	0	0	0	0	0								10977		4563
HICKMAN COUNTY	0	0	0	0								14		113		0	0	0	Does not a		0	Does not a	0	0	0	0	0	0	0	0	0								7053		3054
HOUSTON COUNTY	0	2	0	7								19		147		0	0	0	Does not a		0	Does not a	0	0	0	0	0	0	0	0	0								2794		1140
HUMPHREYS COUNTY	0	0	0	13								21		169		0	0	0	Does not a		0	Does not a	0	0	0	0	0	0	0	0	0								5947		2095
JACKSON COUNTY	0	0	0	9								20		121		2	2	0	Does not a		0	Does not a	0	0	0	0	0	0	0	0	0								3972		2170
JEFFERSON COUNTY	2	0	0	12								75		361		10	9	0	Does not a		0	Does not a	0	0	0	0	0	0	0	0	0								16314		6477
JOHNSON COUNTY	0	0	0	0								5		152		2	2	0	Does not a		0	Does not a	0	0	0	0	0	0	0	0	0								6006		2310
KNOX COUNTY	17	9	0	425								672		3431		58	47	0	Does not a		0	Does not a	0	0	0	0	0	0	11	0	0								167589		49209
LAKE COUNTY	0	0	0	3								1		35		0	0	0	Does not a		0	Does not a	0	0	0	0	0	0	0	0	0								1528		595
LAUDERDALE COUNT	0	0	0	5								201		239		2	2	0	Does not a		0	Does not a	0	0	0	0	0	0	0	0	0								6796		2584
LAWRENCE COUNTY	2	0	0	3								13		153		5	3	2	Does not a		0	Does not a	0	0	0	0	0	0	0	0	0								13133		6936
LEWIS COUNTY	0	0	0	7								13		106		0	0	0	Does not a		0	Does not a	0	0	0	0	0	0	0	0	0								4084		1650
LINCOLN COUNTY	0	0	0	7								24		123		0	0	0	Does not a		0	Does not a	0	0	0	0	0	0	0	0	0								10689		5306
LOUDON COUNTY	1	0	0	15								59		777		2	0	0	Does not a		2	Does not a	0	0	0	0	0	0	0	0	0								21879		5594
MCMINN COUNTY	0	0	0	3								53		286		9	9	0	Does not a		0	Does not a	0	0	0	0	0	0	0	0	0								16034		7429
MCNAIRY COUNTY	0	0	0	21								31		142		0	0	0	Does not a		0	Does not a	0	0	0	0	0	0	0	0	0								8242		4017
MACON COUNTY	0	0	0	9								34		89		1	0	0	Does not a		1	Does not a	0	0	0	0	0	0	0	0	0								6424		2121
MADISON COUNTY	0	0	0	61								96		725		2	2	0	Does not a		0	Does not a	0	0	0	0	0	0	0	0	0								33255		13589
MARION COUNTY	0	0	0	21								53		167		0	0	0	Does not a		0	Does not a	0	0	0	0	0	0	0	0	0								9318		4865
MARSHALL COUNTY	0	0	0	5								13		137		2	1	1	Does not a		0	Does not a	0	0	0	0	0	0	0	0	0								10110		4256
MAURY COUNTY	0	0	0	26								48		445		0	0	0	Does not a		0	Does not a	0	0	0	0	0	0	0	0	0								32866		13146
MEIGS COUNTY	0	0	0	5								35		80		0	0	0	Does not a		0	Does not a	0	0	0	0	0	0	0	0	0								3840		1645
MONROE COUNTY	0	1	0	22								144		669		2	1	1	Does not a		0	Does not a	0	0	0	0	0	0	0	0	0								14710		6005
MONTGOMERY COUN	0	0	0	74								157		650		28	26	0	Does not a		2	Does not a	0	0	0	0	0	0	0	0	0								52455		21026
MOORE COUNTY	0	0	0	7								8		55		0	0	0	Does not a		0	Does not a	0	0	0	0	0	0	0	0	0								2501		1079
MORGAN COUNTY	0	5	0	4								6		134		7	4	1	Does not a		2	Does not a	0	0	0	0	0	0	0	0	0								5715		2922
OBION COUNTY	4	0	1	17								15		164		6	4	2	Does not a		0	Does not a	0	0	0	0	0	0	0	0	0								9692		4132
OVERTON COUNTY	0	0	0	4								31		156		0	0	0	Does not a		0	Does not a	0	0	0	0	0	0	0	0	0								7321		3181
PERRY COUNTY	0	0	0	5								3		53		0	0	0	Does not a		0	Does not a	0	0	0	0	0	0	0	0	0								2486		1161
PICKETT COUNTY	0	0	0	3								17		81		0	0	0	Does not a		0	Does not a	0	0	0	0	0	0	0	0	0								2303		1110
POLK COUNTY	11	4	0	16								42		130		0	0	0	Does not a		0	Does not a	0	0	0	0	0	0	0	0	0								5866		3363
PUTNAM COUNTY	2	9	2	11								70		433		15	14	0	Does not a		0	Does not a	0	0	0	0	0	0	0	0	0	VOTER NO	1						24707		10050
RHEA COUNTY	0	0	0	10								47		205		0	0	0	Does not a		0	Does not a	0	0	0	0	0	0	0	0	0								9530		4340
ROANE COUNTY	4	0	1	39								65		402		3	0	1	Does not a	Does not a	Does not a	Does not a	0	0	0	0	0	0	2	0	0								19582		7164
ROBERTSON COUNTY	0	0	0	13								49		296		0	0	0	Does not a		0	Does not a	0	0	0	0	0	0	0	0	0								24296		11552
RUTHERFORD COUNT	5	19	9	28								182		1054		50	50	0	Does not a		0	Does not a	0	0	0	0	0	0	0	0	0								99744		33346
SCOTT COUNTY	0	0	0	2								30		183		0	0	0	Does not a		0	Does not a	0	0	0	0	0	0	0	0	0								5585		2666
SEQUATCHIE COUNT	0	0	0	2								5		58		0	0	0	Does not a		0	Does not a	0	0	0	0	0	0	0	0	0								5063		2252
SEVIER COUNTY	1	6	0	49								56		608		20	12	2	Does not a		0	Does not a	0	0	0	0	0	0	6	0	0								30381		15127
SHELBY COUNTY	66	4	0	1064								395		3093		212	188	3	Does not a	Does not a	Does not a	Does not a	1	0	0	0	0	0	0	0	20								297363		104779
SMITH COUNTY	0	1	0	5								16		80		1	0	0	Does not a		1	Does not a	0	0	0	0	0	0	0	0	0								6616		2803
STEWART COUNTY	2	2	0	5								1		141		2	1	1	Does not a		0	Does not a	0	0	0	0	0	0	0	0	0								4533		1673
SULLIVAN COUNTY	4	1	10	45								204		1128		29	23	1	Does not a		5	Does not a	0	0	0	0	0	0	0	0	0								54944		20101
SUMNER COUNTY	38	0	1	125								147		1073		10	9	1	Does not a		0	Does not a	0	0	0	0	0	0	0	0	0								66016		30062
TIPTON COUNTY	0	0	0	12								21		184		4	0	4	Does not a		0	Does not a	0	0	0	0	0	0	0	0	0								19636		6585
TROUSDALE COUNTY	0	0	0	3								5		34		0	0	0	Does not a		0	Does not a	0	0	0	0	0	0	0	0	0								2671		975
UNICOI COUNTY	0	0	0	5								27		119		1	1	0	Does not a		0	Does not a	0	0	0	0	0	0	0	0	0								6378		2318
UNION COUNTY	1	0	0	5								74		251		6	6	0	Does not a		0	Does not a	0	0	0	0	0	0	0	0	0								5339		3458
VAN BUREN COUNTY	0	0	0	0								2		23		0	0	0	Does not a		0	Does not a	0	0	0	0	0	0	0	0	0								2267		1073
WARREN COUNTY	0	0	0	9								25		147		1	0	0	Does not a		0	Does not a	0	0	0	0	0	0	0	1	0								11574		5061
WASHINGTON COUN	5	0	0	70								153		975		39	39	0	Does not a		0	Does not a	0	0	0	0	0	0	0	0	0								45733		19212
WAYNE COUNTY	0	0	0	8								7		98		0	0	0	Does not a		0	Does not a	0	0	0	0	0	0	0	0	0								4804		2346
WEAKLEY COUNTY	0	0	0	18								57		202		0	0	0	Does not a		0	Does not a	0	0	0	0	0	0	0	0	0								10045		4627
WHITE COUNTY	1	0	0	12								33		187		3	2	1	Does not a		0	Does not a	0	0	0	0	0	0	0	0	0								8523		3626
WILLIAMSON COUNT	49	0	0	77								100		1745		119	116	0	Does not a		3	Does not a	0	0	0	0	0	0	0	0	0								106046		31040
WILSON COUNTY	1	5	0	46								73		685		43	42	0	Does not a		1	Does not a	0	0	0	0	0	0	0	0	0								53418		17580
	262	208	58	3321								6467		38855		855	736	43		29		2	2	0	0	2	0	19	1	20		1						2270080		881612

Case 3:20-cv-00374 Document 40-2 Filed 06/12/20 Page 161 of 1351 PageID #: 327

RETRIEVED FROM DEMOCRACYDOCKET.COM

Jurisdiction_Name	D2b	D2Comments	D3a	D3Comments	D4a	D4b	D4c	D5a	D5b	D5c	D4_D5Comments	D6	D7	D6_D7Comments	D8a	D8b	D8c	D8d	D8e	D8f	D8g	D8Comments	D9	D9Comments	E1a	E1b	E1c	E1d	E1e_Other	E1e	E1Comments	E2a	E2b	E2c	E2d	E2e	E2f	E2g	E2h	E2i
Jurisdiction Name	Voted at Early Vote Location	D2 Comments	Number of Precincts: Total	D3 Comments	Election Day Polling Places: Total	Election Day Polling Places: Physical	Election Day Polling Places: Election	Early Voting Polling Places: Total	Early Voting Polling Places: Physical	Early Voting Polling Places: Election	D4-D5 Comments	Poll Workers Election Day: Total	Workers Early Voting: Total	D6-D7 Comments	Poll Workers: Total	Poll Workers: Under 18	Poll Workers: 18 to 25	Poll Workers: 26 to 40	Poll Workers: 41 to 60	Poll Workers: 61 to 70	Poll Workers: 71 And Up	D8 Comments	Workers Recruiting Difficulty	D9 Comments	Provisional Ballots: Total	Provisional Ballots: Counted Full Ballot	Provisional Ballots: Counted Part of Ballot	Provisional Ballots: Rejected Ballot	Other Text	Provisional Ballots: Other	E1 Comments	Provisional Ballots Rejected: Total	Provisional Ballots Rejected: Not Registered	Provisional Ballots Rejected: Wrong Jurisdiction	Provisional Ballots Rejected: Wrong Precinct	Provisional Ballots Rejected: No ID	Provisional Ballots Rejected: Incomplete	Provisional Ballots Rejected: Ballot Missing	Provisional Ballots Rejected: No Signature	Provisional Ballots Rejected: Non-matching
ANDERSON COUNTY	16766		27		31	31	0	3	2	1		195	25		195	1	1	11	38	60	84		Somewha		75	29	0	46				46	41	0	0	1	0	0	2	0
BEDFORD COUNTY	7402		11		11	11	0	1	0	1		195	4		195	0	0	0	10	63	122		Very diffic		88	16	0	72				72	69	0	0	1	0	0	0	0
BENTON COUNTY	3461		6		6	6	0	1	0	1		39	4		43	0	1	4	3	15	20		Somewha		3	0	0	3				3	3	0	0	0	0	0	0	0
BLEDSOE COUNTY	1155		12		12	12	0	1	0	1		71	4		71	0	4	2	17	27	21		Somewha		8	2	0	6				6	4	2	0	0	0	0	0	0
BLOUNT COUNTY	28365		33		33	33	0	4	3	1		310	39		349	3	12	15	51	101	167		Somewha		81	28	0	53				53	39	1	0	4	6	0	1	0
BRADLEY COUNTY	21693		17		17	17	0	3	2	1		113	66		179	4	8	7	30	79	51		Somewha		2	0	0	2				2	1	0	0	1	0	0	0	0
CAMPBELL COUNTY	5132		20		20	20	0	2	1	1		130	15		130	0	6	18	33	33	40		Somewha		5	3	0	2				2	1	0	0	1	0	0	0	0
CANNON COUNTY	2104		9		9	9	0	1	0	1		62	5		62	0	0	16	34	10	2		Somewha		2	0	0	2				2	2	0	0	0	0	0	0	0
CARROLL COUNTY	4273		19		18	18	0	1	0	1		89	17		106	0	2	2	14	37	51		Very diffic		12	5	0	7				7	7	0	0	0	0	0	0	0
CARTER COUNTY	9343		22		22	22	0	1	0	1		160	10		170	0	11	10	35	65	49		Neither di		23	3	0	20				20	17	1	0	2	0	0	0	0
CHEATHAM COUNTY	9045		8		8	8	0	3	2	1		86	14		89	4	4	3	16	28	34		Somewha		58	26	0	32				32	22	10	0	0	0	0	0	0
CHESTER COUNTY	3197		11		11	11	0	1	1	0		57	19		57	0	1	2	8	17	29		Somewha		44	15	0	29				29	16	9	0	4	0	0	0	0
CLAIBORNE COUNTY	4659		16		16	16	0	3	2	1		114	21		116	0	2	10	34	36	34		Neither di		16	3	0	13				13	11	0	0	2	0	0	0	0
CLAY COUNTY	1354		7		7	7	0	1	0	1		36	3		39	0	0	0	11	11	17		Somewha		0	0	0	0				0	0	0	0	0	0	0	0	0
COCKE COUNTY	5649		19		18	18	0	1	0	1		106	5		106	0	2	5	23	38	38		Somewha		24	11	0	13				13	9	3	0	1	0	0	0	0
COFFEE COUNTY	9609		23		23	23	0	2	1	1		152	23		175	0	1	2	17	68	87		Somewha		33	3	0	30				30	25	0	0	5	0	0	0	0
CROCKETT COUNTY	2365		12		12	12	0	1	0	1		68	7		75	0	1	0	7	31	36		Somewha		2	1	0	1				1	0	0	0	0	0	0	0	0
CUMBERLAND COUNTY	14597		24		24	24	0	1	0	1		175	6		181	4	8	14	34	55	66		Neither di		17	6	0	11				11	9	0	0	2	0	0	0	0
DAVIDSON COUNTY	156364		244		162	160	2	11	11	0		1421	175		1596	0	14	60	375	525	622		Very diffic		1336	323	0	1013				1013	722	0	104	100	47	1	0	0
DECATUR COUNTY	2132		13		13	13	0	1	0	1		89	2		89	0	0	31	15	23	20		Very diffic		0	0	0	0				0	0	0	0	0	0	0	0	0
DEKALB COUNTY	3015		15		15	15	0	1	0	1		81	11		92	0	0	4	14	34	40		Somewha		27	8	0	19				19	17	0	0	2	0	0	0	0
DICKSON COUNTY	8719		17		17	17	0	2	1	1		98	11		109	0	4	8	23	44	30		Very diffic		25	15	0	10				10	9	0	0	1	0	0	0	0
DYER COUNTY	6538		16		16	16	0	2	1	1		103	14		117	0	4	4	23	42	44		Very diffic		6	2	0	4				4	4	0	0	0	0	0	0	0
FAYETTE COUNTY	9384		15		16	15	1	3	2	1		177	19		196	15	4	4	35	65	73		Neither di		59	17	0	42				42	42	0	0	0	0	0	0	0
FENTRESS COUNTY	4213		13		13	13	0	1	0	1		86	18		86	0	1	7	22	25	31		Very diffic		23	4	0	19				19	9	0	8	2	0	0	0	0
FRANKLIN COUNTY	7381		18		18	18	0	1	1	0		108	7		115	0	0	2	12	48	53		Somewha		59	9	0	50				50	41	7	0	0	2	0	0	0
GIBSON COUNTY	7436		28		28	28	0	2	1	1		153	11		162	0	0	2	18	48	94		Neither di		17	5	0	12				12	8	3	0	1	0	0	0	0
GILES COUNTY	5344		14		14	14	0	1	0	1		161	6		167	7	4	2	16	82	56		Very diffic		8	2	0	6				6	4	0	0	2	0	0	0	0
GRAINGER COUNTY	3377		10		10	10	0	1	0	1		63	2		65	0	0	8	13	15	29		Somewha		7	6	0	1				1	1	0	0	0	0	0	0	0
GREENE COUNTY	9209		17		17	17	0	1	0	1		147	12		159	0	1	10	22	50	76		Somewha		63	15	0	48				48	43	1	0	4	0	0	0	0
GRUNDY COUNTY	1812		12		10	10	0	2	2	0		65	8		73	8	15	30	20	0	0		Neither di		3	3	0	0				0	0	0	0	0	0	0	0	0
HAMBLEN COUNTY	9617		17		17	16	1	1	0	1		107	3		110	0	1	1	18	38	52		Somewha		14	8	0	6				6	6	0	0	0	0	0	0	0
HAMILTON COUNTY	65212		149		73	73	0	4	3	1		888	20		908	0	12	42	163	317	374		Somewha		452	133	0	319				319	271	2	16	24	6	0	0	0
HANCOCK COUNTY	764		7		7	7	0	1	0	1		47	4		51	0	1	5	15	16	14		Somewha		3	1	0	2				2	1	0	0	1	0	0	0	0
HARDEMAN COUNTY	4041		13		13	13	0	1	0	1		85	8		85	41	4	4	5	9	22		Somewha		12	1	0	11				11	6	2	0	0	3	0	0	0
HARDIN COUNTY	4316		18		17	17	0	1	1	0		97	6		103	0	0	4	15	41	43		Very diffic		43	8	0	35				35	33	0	0	2	0	0	0	0
HAWKINS COUNTY	9682		20		20	20	0	2	2	0		122	25		147	18	2	3	7	57	60		Somewha		63	16	0	47				47	34	5	6	2	0	0	0	0
HAYWOOD COUNTY	3305		11		11	11	0	1	0	1		59	17		59	11	0	0	3	17	28		Somewha		27	6	0	21				21	10	2	1	5	1	0	1	0
HENDERSON COUNTY	4919		15		15	15	0	1	0	1		84	8		92	0	0	1	11	35	45		Somewha		7	5	0	2				2	2	0	0	0	0	0	0	0
HENRY COUNTY	6201		13		13	13	0	1	0	1		67	4		67	0	1	0	10	28	28		Neither di		15	4	0	11				11	9	0	1	0	0	0	0	1
HICKMAN COUNTY	3881		16		14	14	0	2	1	1		75	9		75	1	6	4	10	29	25		Somewha		9	9	0	0				9	9	0	0	0	0	0	0	0
HOUSTON COUNTY	1505		7		7	7	0	1	0	1		29	12		29	2	6	2	6	9	4		Somewha		7	3	0	4				4	4	0	0	0	0	0	0	0
HUMPHREYS COUNTY	3674		8		8	8	0	1	0	1		75	1		76	0	3	6	16	22	29		Very diffic		10	0	0	10				10	8	0	0	2	0	0	0	0
JACKSON COUNTY	1678		12		12	11	1	1	0	1		76	4		80	1	2	4	14	20	39		Somewha		22	4	0	18				18	18	0	0	0	0	0	0	0
JEFFERSON COUNTY	9442		11		11	11	0	3	2	1		76	10		86	0	5	7	17	24	37		Somewha		27	7	0	20				20	11	4	0	5	0	0	0	0
JOHNSON COUNTY	3504		10		10	10	0	1	0	1		85	5		90	0	1	7	14	30	38		Somewha		16	4	0	12				12	12	0	0	0	0	0	0	0
KNOX COUNTY	114515		89		78	78	0	10	10	0		674	137		811	4	16	45	165	272	309		Somewha		440	97	0	343				343	232	11	3	47	38	0	0	0
LAKE COUNTY	897		3		3	3	0	1	0	1		14	3		17	0	0	2	1	9	2		Somewha		1	0	0	1				1	1	0	0	0	0	0	0	0
LAUDERDALE COUNTY	3962		10		11	10	1	1	0	1		71	7		78	0	0	1	11	36	30		Very diffic		8	4	0	4				4	3	0	0	1	0	0	0	0
LAWRENCE COUNTY	6026		24		24	24	0	1	0	1		136	8		144	0	0	2	14	41	87		Somewha		4	2	0	2				2	2	0	0	0	0	0	0	0
LEWIS COUNTY	2318		9		9	9	0	1	0	1		54	3		57	0	1	2	10	21	23		Somewha		7	0	0	7				7	7	0	0	0	0	0	0	0
LINCOLN COUNTY	5198		20		20	20	0	1	1	0		164	12		164	0	0	2	26	54	82		Somewha		39	5	0	34				34	31	0	0	3	0	0	0	0
LOUDON COUNTY	15468		15		15	15	0	3	2	1		153	40		153	14	0	12	20	44	63		Neither di		22	16	0	6				6	5	1	0	0	0	0	0	0
MCMINN COUNTY	8279		15		15	15	0	1	0	1		133	7		133	0	5	4	19	38	57		Somewha		34	19	0	15				15	14	0	0	1	0	0	0	0
MCNAIRY COUNTY	4076		17		17	14	0	1	0	1		81	8		89	0	0	2	16	22	29		Somewha		5	2	0	3				3	3	0	0	0	0	0	0	0
MACON COUNTY	4208		10		10	10	0	1	0	1		45	3		48	0	0	1	13	15	11		Somewha		5	3	0	2				2	0	2	0	0	0	0	0	0
MADISON COUNTY	18879		34		33	33	0	1	0	1		257	17		274	0	0	5	34	96	139		Neither di		45	12	0	33				33	24	1	2	5	0	0	0	0
MARION COUNTY	4254		17		17	17	0	1	0	1		88	34		88	8	5	6	16	29	24		Somewha		69	25	0	44				44	42	0	0	2	0	0	0	0
MARSHALL COUNTY	5709		9		9	9	0	2	1	1		62	15		77	0	0	0	7	35	35		Somewha		19	11	0	8				8	8	0	0	0	0	0	0	0
MAURY COUNTY	19242		20		20	20	0	1	0	1		208	35		243	0	1	2	28	83	129		Somewha		40	5	0	35				35	18	0	0	4	12	0	0	0
MEIGS COUNTY	2111		6		6	1	0	2	1	1		40	2		42	2	0	0	7	21	12		Somewha		11	3	0	8				8	6	2	0	0	0	0	0	0
MONROE COUNTY	8021		13		13	12	1	4	3	1		70	10		70	9	9	3	9	16	24		Very easy		80	36	0	44				44	44	0	0	0	0	0	0	0
MONTGOMERY COUNTY	30231		29		29	29	0	1	0	1		315	29		344	0	2	9	66	148	119		Somewha		72	13	0	59				59	47	0	0	12	0	0	0	0
MOORE COUNTY	1360		5		5	5	0	1	0	1		20	3		20	0	1	0	1	15	3		Somewha		9	1	0	8				8	6	1	1	0	0	0	0	0
MORGAN COUNTY	2648		12		12	12	0	1	0	1		66	6		68	0	1	6	17	26	18		Very diffic		15	4	0	11				11	9	0	0	2	0	0	0	0
OBION COUNTY	5387		12		12	12	0	1	0	1		76	7		79	0	13	3	7	19	37		Very diffic		2	1	0	1				1	1	0	0	0	0	0	0	0
OVERTON COUNTY	3976		9		9	9	0	1	0	1		56	5		61	1	3	4	8	20	25		Neither di		12	1	0	11				11	7	0	0	4	0	0	0	0
PERRY COUNTY	1269		10		10	10	0	1	0	1		40	2		42	0	0	0	6	10	26		Somewha		0	0	0	0				0	0	0	0	0	0	0	0	0
PICKETT COUNTY	1112		9		9	9	0	1	0	1		36	3		39	0	0	1	2	15	21		Somewha		3	1	0	2				2	2	0	0	0	0	0	0	0
POLK COUNTY	2369		9		9	9	0	2	1	1		46	7		53	0	0	4	25	18	6		Very diffic		39	25	0	14				14	7	0	0	1	6	0	0	0
PUTNAM COUNTY	14035		24		24	24	0	1	0	1		205	37		242	9	17	22	41	101	52		Somewha		111	34	0	77				77	55	9	1	9	3	0	0	0
RHEA COUNTY	4966		12		11	11	0	2	1	1		87	19		87	0	3	2	17	26	39		Somewha		26	12	0	14				14	13	0	0	1	0	0	0	0
ROANE COUNTY	11972		24		24	24	Does not a	4	4	0		143	24		167	1	1	8	28	70	59		Very diffic		13	4	0	9				9	9	0	0	0	0	0	0	0
ROBERTSON COUNTY	12416		18		18	18	0	1	0	1		185	7		192	10	10	10	37	73	52		Somewha		6	2	0	4				4	3	0	0	1	0	0	0	0
RUTHERFORD COUNTY	65064		49		28	28	0	7	6	1		235	59		235	2	9	19	72	87	46		Somewha		469	142	0	327				327	265	17	2	24	13	0	3	0
SCOTT COUNTY	2730		10		10	10	0	2	1	1		79	13		79	0	2	11	20	25	21		Somewha		5	0	0	5				5	4	0	0	1	0	0	0	0
SEQUATCHIE COUNTY	2743		9		9	9	0	1	0	1		53	5		58	0	0	0	5	25	28		Somewha		11	5	0	6				6	5	0	0	0	0	0	1	0
SEVIER COUNTY	14608		25		25	25	0	2	1	1		245	25		245	17	0	6	32	77	113		Very diffic		49	18	0	31				31	27	0	0	3	1	0	0	0
SHELBY COUNTY	188219		166		164	164	0	27	26	1		1356	205		1461	138	42	39	275	607	360		Somewha		2290	998	0	1292				1292	1089	1	66	97	32	7	0	0
SMITH COUNTY	3726		8		8	8	0	1	0	1		58	9		67	0	1	3	25	26	12		Somewha		25	11	0	14				14	5	3	1	2	3	0	0	0
STEWART COUNTY	2710		7		7	7	0	1	0	1		30	3		33	0	0	2	5	14	12		Very diffic		23	7	0	16				16	14	2	0	0	0	0	0	0
SULLIVAN COUNTY	33605		25		25	24	1	3	2	1		235	67		235	1	5	11	52	76	90		Somewha		117	57	0	60				60	51	1	0	6	1	0	0	0
SUMNER COUNTY	34795		27		27	27	0	6	5	1		249	24		273	0	7	8	75	92	91		Somewha		116	38	0	78				78	65	7	0	3	0	0	0	0
TIPTON COUNTY	12825		9		9	9	0	2	1	1		131	51		182	0	5	6	44	77	50		Somewha		61	10	0	51				51	39	8	0	4	0	0	0	0
TROUSDALE COUNTY	1660		10		5	5	0	1	0	1		42	4		42	0	0	5	18	10	9		Somewha		7	2	0	5				5	3	0	0	2	0	0	0	0
UNICOI COUNTY	3930		8		8	8	0	1	0	1		68	6		68	1	0	4	6	34	23		Somewha		11	5	0	6				6	5	0	0	1	0	0	0	0
UNION COUNTY	1602		10		9	9	0	1	0	1		74	10		74	0	2	7	12	16	37		Somewha		24	2	0	22				22	15	5	0	1	0	0	0	0
VAN BUREN COUNTY	1170		7		7	7	0	1	0	1		40	2		40	0	0	0	6	15	19		Somewha		10	2	0	8				8	4	1	0	3	0	0	0	0
WARREN COUNTY	6358		20		20	20	0	1	0	1		105	10		115	1	1	3	19	50	41		Neither di		11	6	0	5				5	2	0	0	1	0	0	1	0
WASHINGTON COUNTY	25205		35		35	26	0	3	3	0		284	30		314	40	12	13	57	77	115		Somewha		246	56	0	190				190	175	8	4	3	0	0	0	0
WAYNE COUNTY	2352		14		14	14	0	1	0	1		67	5		67	0	1	1	11	19	35		Somewha		5	3	0	2				2	0	0	1	1	0	0	0	0
WEAKLEY COUNTY	5209		10		10	10	0	1	0	1		75	47		76	13	6	3	9	28	17		Neither di		9	4	0	5				5	4	0	0	0	0	0	0	0
WHITE COUNTY	4708		11		8	8	0	1	0	1		94	10		94	0	1	1	10	37	45		Neither di		13	3	0	10				10	9	0	0	1	0	0	0	0
WILLIAMSON COUNTY	73100		43		43	43	0	7	6	1		496	92		496	1	0	8	68	172	247		Somewha		150	77	0	73				73	51	0	3	8	10	0	1	0
WILSON COUNTY	35083		31		31	31	0	5	4	1		255	32		255	19	9	11	45	93	78		Somewha		232	92	0	140				140	128	0	0	7	2	1	0	0
	1343140		2073		1869	1844	8	206	121	85		14678	1918		15813	411	346	698	2867	5497	5994				7874	2636	0	5238				5238	4169	132	220	438	186	9	11	0

RETRIEVED FROM DEMOCRACYDOCKET.COM

Case 3:20-cv-00374 Document 40-2 Filed 06/12/20 Page 162 of 1351 PageID #: 328

Jurisdiction_Name	E2j	E2k_Other	E2k	E2l_Other	E2l	E2m_Other	E2m	E2Comments	F1a	F1b	F1c	F1d	F1e	F1f	F1g	F1h_Other	F1h	F1Comments	F2	F2_Other	F2Comments	F3a	F3b	F3c	F3d_Other	F3d	F4a	F4b	F4c	F4d_Other	F4d	F3_F4Comments	F5a	F5b_1	F5b_1other	F5c_1	F5b_2	F5b_2other	F5c_2	F5b_3
Jurisdiction Name	Provisional Ballots Rejected: Already Voted	Provisional Ballots Rejected: Other Text 1	Provisional Ballots Rejected: Other 1	Provisional Ballots Rejected: Other Text 2	Provisional Ballots Rejected: Other 2	Provisional Ballots Rejected: Other Text 3	Provisional Ballots Rejected: Other 3	E2 Comments	Participation: Total	Participation: Physical Polling Place on	Participation: UOCAVA	Participation: By Mail	Participation: Provisional Ballot	Participation: In Person Early Voting	Participation: Vote By Mail Jurisdiction	Participation: Other Text	Participation: Other	F1 Comments	Voter history Source for Total Participation	Voter history Source for Total Participation:	F2 Comments	Electronic Poll Book use: Sign Voters In	Poll Book use: Update Voter	Poll Book use: Look Up Polling	Poll Book use: Other Text	Electronic Poll Book use: Other	Paper Poll Book use: Sign Voters In	Poll Book use: Update Voter History	Paper Poll Book use: Look Up Polling Places	Paper Poll Book use: Other Text	Paper Poll Book use: Other	F3-F4 Comments	Technology used: DRE no VVPAT	DRE no VVPAT: Make and Model 1	VVPAT: Other Make Model 1	VVPAT: Number Deployed 1	DRE no VVPAT: Make and Model 2	VVPAT: Other Make Model 2	VVPAT: Number Deployed 2	DRE no VVPAT: Make and Model 3
ANDERSON COUNTY	2								26310	8867	54	623	29	16737	Does not a				Voter history			No	No	No		No	Yes	Yes	No		No		Yes	eSlate (Ha		110	Does not a	-88	Does not a	Does not a
BEDFORD COUNTY	0	INELIGIBLE	2						13148	5518	22	190	16	7402	Does not a				Voter history			No	No	No		No	Yes	Yes	Yes		No		Yes	Infinity (M		50	Does not a	-88	Does not a	Does not a
BENTON COUNTY	0								5381	1803	7	110	0	3461	Does not a				Voter history			No	No	No		No	Yes	Yes	Yes		No		No	Does not a		Does not a	Does not a	-88	Does not a	Does not a
BLEDSOE COUNTY	0								4113	2862	6	88	2	1155	Does not a				Voter history			No	No	No		No	Yes	Yes	No		No		Yes	eSlate (Ha		37	Does not a	-88	Does not a	Does not a
BLOUNT COUNTY	0	INELIGIBLE	2						47305	17837	87	988	28	28365	Does not a				Voter history			No	No	No		No	Yes	Yes	No	ROAD IND	Yes		Yes	eSlate (Ha		170	Does not a	-88	Does not a	Does not a
BRADLEY COUNTY	0								34256	12048	61	454	0	21693	Does not a				Voter history			No	No	No		No	Yes	No	No		No		Yes	Infinity (M		88	Does not a	-88	Does not a	Does not a
CAMPBELL COUNTY	0								10340	4952	5	251	3	5129	Does not a				Voter history			No	No	No		No	Yes	Yes	No		No		Yes	eSlate (Ha		64	Does not a	-88	Does not a	Does not a
CANNON COUNTY	0								4691	2492	3	92	0	2104	Does not a				Voter history			No	No	No		No	Yes	Yes	Yes		No		Yes	Infinity (M		26	Does not a	-88	Does not a	Does not a
CARROLL COUNTY	0								8903	4458	9	158	5	4273	Does not a				Voter history			No	No	No		No	Yes	Yes	Yes		No		Yes	eSlate (Ha		81	Does not a	-88	Does not a	Does not a
CARTER COUNTY	0								18865	9080	23	419	3	9340	Does not a				Voter history			No	No	No		No	Yes	Yes	No		No		Yes	Infinity (M		79	Does not a	-88	Does not a	Does not a
CHEATHAM COUNTY	0								14582	5291	18	202	26	9045	Does not a				Voter history			Yes	Yes	Yes		No	Yes	Yes	Yes		No		Yes	eSlate (Ha		58	Does not a	-88	Does not a	Does not a
CHESTER COUNTY	0								5364	2046	3	103	15	3197	Does not a				Voter history			Yes	Yes	Yes		No	No	No	No		No		No	Does not a		Does not a	Does not a	-88	Does not a	Does not a
CLAIBORNE COUNTY	0								8625	3757	9	197	3	4659	Does not a				Voter history			Yes	Yes	No		No	Yes	Yes	No		No		Yes	eSlate (Ha		49	Does not a	-88	Does not a	Does not a
CLAY COUNTY	0								2608	1173	0	81	0	1354	Does not a				Voter history			Yes	Yes	Yes		No	No	No	No		No		Yes	Infinity (M		17	Does not a	-88	Does not a	Does not a
COCKE COUNTY	0								10564	4624	11	273	11	5645	Does not a				Voter history			No	No	No		No	Yes	Yes	No		No		Yes	Infinity (M		53	Does not a	-88	Does not a	Does not a
COFFEE COUNTY	0								17151	7299	22	221	3	9606	Does not a				Voter history			No	No	No		No	Yes	Yes	Yes		No		No	Does not a		Does not a	Does not a	-88	Does not a	Does not a
CROCKETT COUNTY	0	INELIGIBLE	1						4565	2141	4	54	1	2365	Does not a				Voter history			Yes	Yes	Yes		No	Yes	Yes	Yes		No		Yes	Infinity (M		32	Does not a	-88	Does not a	Does not a
CUMBERLAND COUNTY	0								24111	8753	38	717	6	14597	Does not a				Voter history			No	No	No		No	Yes	Yes	Yes		No		Yes	Infinity (M		74	Does not a	-88	Does not a	Does not a
DAVIDSON COUNTY	7	INELIGIBLE	32						245860	85127	562	3534	323	156314	Does not a				Voter history			Yes	Yes	Yes		No	Yes	Yes	No		No		Yes	iVotronic (		690	Does not a	-88	Does not a	Does not a
DECATUR COUNTY	0								3903	1662	1	108	0	2132	Does not a				Voter history			No	No	No		No	Yes	Yes	No		No		No	Does not a		Does not a	Does not a	-88	Does not a	Does not a
DEKALB COUNTY	0								6043	2895	10	115	8	3015	Does not a				Voter history			Yes	Yes	Yes		No	Yes	Yes	No		No		Yes	Infinity (M		24	Does not a	-88	Does not a	Does not a
DICKSON COUNTY	0								16874	7767	17	356	15	8719	Does not a				Voter history			No	No	No		No	Yes	Yes	Yes		No		Yes	eSlate (Ha		57	Does not a	-88	Does not a	Does not a
DYER COUNTY	0								11273	4592	14	128	2	6537	Does not a				Voter history			No	No	No		No	Yes	Yes	No		No		Yes	Infinity (M		65	Does not a	-88	Does not a	Does not a
FAYETTE COUNTY	0								17360	7753	9	197	17	9384	Does not a				Voter history			Yes	Yes	Yes		No	Yes	Yes	No		No		Yes	Infinity (M		53	Does not a	-88	Does not a	Does not a
FENTRESS COUNTY	0								6493	2131	13	132	4	4213	Does not a				Voter history			No	No	No		No	Yes	Yes	Yes		No		Yes	Infinity (M		41	Does not a	-88	Does not a	Does not a
FRANKLIN COUNTY	0								14047	6358	47	256	9	7377	Does not a				Voter history			No	No	No		No	Yes	Yes	No		No		Yes	Infinity (M		56	Does not a	-88	Does not a	Does not a
GIBSON COUNTY	0								16389	8714	17	217	5	7436	Does not a				Voter history			No	No	No		No	Yes	Yes	Yes		No		Yes	Infinity (M		90	Does not a	-88	Does not a	Does not a
GILES COUNTY	0								9738	4194	21	177	2	5344	Does not a				Voter history			No	No	No		No	Yes	Yes	Yes		No		Yes	Infinity (M		40	Does not a	-88	Does not a	Does not a
GRAINGER COUNTY	0								6952	3378	6	185	6	3377	Does not a				Voter history			No	No	No		No	Yes	Yes	Yes		No		Yes	eSlate (Ha		26	Does not a	-88	Does not a	Does not a
GREENE COUNTY	0								20742	10937	25	558	15	9207	Does not a				Voter history			No	No	No		No	Yes	Yes	No		No		Yes	iVotronic (		85	Does not a	-88	Does not a	Does not a
GRUNDY COUNTY	0								3820	1924	4	77	3	1613	Does not a				Voter history			No	No	No		No	Yes	Yes	Yes		No		Yes	Infinity (M		23	Does not a	-88	Does not a	Does not a
HAMBLEN COUNTY	0								17596	7603	35	333	8	9617	Does not a				Voter history			Yes	Yes	Yes		No	No	No	No		No		Yes	Infinity (M		60	Does not a	-88	Does not a	Does not a
HAMILTON COUNTY	0								134494	66371	313	2465	133	65212	Does not a				Voter history			No	No	No		No	Yes	Yes	Yes		No		No	Does not a		Does not a	Does not a	-88	Does not a	Does not a
HANCOCK COUNTY	0								1837	1008	2	62	1	764	Does not a				Voter history			No	No	No		No	Yes	Yes	No		No		Yes	eSlate (Ha		14	Does not a	-88	Does not a	Does not a
HARDEMAN COUNTY	0								7677	3449	10	177	1	4040	Does not a				Voter history			No	No	No		No	Yes	Yes	Yes		No		Yes	eSlate (Ha		45	Does not a	-88	Does not a	Does not a
HARDIN COUNTY	0								8298	3845	5	130	8	4310	Does not a				Voter history			No	No	No		No	Yes	Yes	No		No		No	Does not a		Does not a	Does not a	-88	Does not a	Does not a
HAWKINS COUNTY	0								17694	7634	23	339	16	9682	Does not a				Voter history			Yes	Yes	Yes		No	Yes	Yes	No		No		Yes	Infinity (M		70	Does not a	-88	Does not a	Does not a
HAYWOOD COUNTY	1								5971	2379	10	271	6	3305	Does not a				Voter history			No	No	No		No	Yes	Yes	Yes		No		Yes	eSlate (Ha		45	Does not a	-88	Does not a	Does not a
HENDERSON COUNTY	0								8753	3691	11	130	5	4916	Does not a				Voter history			No	No	No		No	Yes	Yes	Yes		No		Yes	eSlate (Ha		61	Does not a	-88	Does not a	Does not a
HENRY COUNTY	0								10977	4559	20	193	4	6201	Does not a				Voter history			Yes	Yes	Yes		No	No	No	Yes		No		Yes	Infinity (M		56	Does not a	-88	Does not a	Does not a
HICKMAN COUNTY	0								7053	3054	5	113	0	3881	Does not a				Voter history			No	No	No		No	Yes	Yes	Yes		No		Yes	eSlate (Ha		60	Does not a	-88	Does not a	Does not a
HOUSTON COUNTY	0								2790	1136	2	147	3	1502	Does not a				Voter history			No	No	No		No	Yes	Yes	Yes		No		Yes	eSlate (Ha		17	Does not a	-88	Does not a	Does not a
HUMPHREYS COUNTY	0								5947	2095	9	169	0	3674	Does not a				Voter history			No	No	No		No	Yes	Yes	Yes		No		Yes	eSlate (Ha		40	Does not a	-88	Does not a	Does not a
JACKSON COUNTY	0								3972	2166	3	121	4	1678	Does not a				Voter history			No	No	No		No	Yes	Yes	Yes		No		Yes	Infinity (M		27	Does not a	-88	Does not a	Does not a
JEFFERSON COUNTY	0								16314	6470	34	361	7	9442	Does not a				Voter history			No	No	No		No	Yes	Yes	No		No		Yes	Infinity (M		53	Does not a	-88	Does not a	Does not a
JOHNSON COUNTY	0								5990	2322	8	152	4	3504	Does not a				Voter history			No	No	No		No	Yes	Yes	No		No		Yes	Infinity (M		29	Does not a	-88	Does not a	Does not a
KNOX COUNTY	2	INELIGIBLE	10						167589	49112	434	3431	97	114515	Does not a				Voter history			No	No	No		No	Yes	Yes	Yes		No		Yes	eSlate (Ha		639	Does not a	-88	Does not a	Does not a
LAKE COUNTY	0								1528	595	1	35	0	897	Does not a				Voter history			No	No	No		No	Yes	Yes	Yes		No		Yes	iVotronic (		10	Does not a	-88	Does not a	Does not a
LAUDERDALE COUNTY	0								6788	2580	3	239	4	3962	Does not a				Voter history			No	No	No		No	Yes	Yes	Yes		No		Yes	Infinity (M		54	Does not a	-88	Does not a	Does not a
LAWRENCE COUNTY	0								13129	6930	18	153	2	6026	Does not a				Voter history			No	No	No		No	Yes	Yes	Yes		No		Yes	Infinity (M		72	Does not a	-88	Does not a	Does not a
LEWIS COUNTY	0								4084	1650	10	106	0	2318	Does not a				Voter history			No	No	No		No	Yes	Yes	Yes		No		Yes	eSlate (Ha		31	Does not a	-88	Does not a	Does not a
LINCOLN COUNTY	0								10650	5301	23	123	5	5198	Does not a				Voter history			No	No	No		No	Yes	Yes	Yes		No		No	Does not a		Does not a	Does not a	-88	Does not a	Does not a
LOUDON COUNTY	0								21879	5582	40	777	16	15464	Does not a				Voter history			Yes	Yes	Yes		No	Yes	Yes	No		No		Yes	eSlate (Ha		77	Does not a	-88	Does not a	Does not a
MCMINN COUNTY	0								16034	7410	40	286	19	8279	Does not a				Voter history			No	No	No		No	Yes	Yes	Yes		No		Yes	eSlate (Ha		67	Does not a	-88	Does not a	Does not a
MCNAIRY COUNTY	0								8242	4017	7	142	2	4074	Does not a				Voter history			No	No	No		No	Yes	Yes	Yes		No		No	Does not a		Does not a	Does not a	-88	Does not a	Does not a
MACON COUNTY	0								6424	2121	3	89	3	4208	Does not a				Voter history			No	No	No		No	Yes	Yes	Yes		No		Yes	Infinity (M		26	Does not a	-88	Does not a	Does not a
MADISON COUNTY	1								33255	13582	62	725	12	18874	Does not a				Voter history			No	No	No		No	Yes	Yes	No		No		Yes	eSlate (Ha		185	Does not a	-88	Does not a	Does not a
MARION COUNTY	0								9318	4865	8	167	25	4253	Does not a				Voter history			No	No	No		No	Yes	Yes	Yes		No		Yes	VerityTou		60	Does not a	-88	Does not a	Does not a
MARSHALL COUNTY	0								10110	4245	8	137	11	5709	Does not a				Voter history			No	No	No		No	Yes	Yes	Yes		No		Yes	Infinity (M		45	Does not a	-88	Does not a	Does not a
MAURY COUNTY	0	INELIGIBLE	1						32866	13143	33	445	5	19240	Does not a				Voter history			No	No	No		No	Yes	Yes	Yes		No		Yes	iVotronic (		117	Does not a	-88	Does not a	Does not a
MEIGS COUNTY	0								3840	1642	4	80	3	2111	Does not a				Voter history			No	No	No		No	Yes	Yes	No		No		Yes	Infinity (M		15	Does not a	-88	Does not a	Does not a
MONROE COUNTY	0								14710	5971	15	669	36	8019	Does not a				Voter history			Yes	Yes	Yes		No	No	No	No		No		Yes	eSlate (Ha		61	Does not a	-88	Does not a	Does not a
MONTGOMERY COUNTY	0								52455	21013	548	650	13	30231	Does not a				Voter history			Yes	Yes	Yes		No	No	No	No		No		Yes	Infinity (M		131	Does not a	-88	Does not a	Does not a
MOORE COUNTY	0								2501	1078	7	55	1	1360	Does not a				Voter history			No	No	No		No	Yes	Yes	No		No		No	Does not a		Does not a	Does not a	-88	Does not a	Does not a
MORGAN COUNTY	0								5715	2921	8	134	4	2648	Does not a				Voter history			No	No	No		No	Yes	Yes	Yes		No		Yes	eSlate (Ha		39	Does not a	-88	Does not a	Does not a
OBION COUNTY	0								9692	4131	9	164	1	5387	Does not a				Voter history			Yes	Yes	No		No	Yes	Yes	No		No		Yes	VerityTou		50	Does not a	-88	Does not a	Does not a
OVERTON COUNTY	0								7321	3180	8	156	1	3976	Does not a				Voter history			No	No	No		No	Yes	Yes	Yes		No		Yes	Infinity (M		38	Does not a	-88	Does not a	Does not a
PERRY COUNTY	0								2486	1161	3	53	0	1269	Does not a				Voter history			No	No	No		No	Yes	Yes	Yes		No		Yes	Infinity (M		22	Does not a	-88	Does not a	Does not a
PICKETT COUNTY	0								2300	1106	0	81	1	1112	Does not a				Voter history			No	No	No		No	Yes	Yes	No		No		No	Does not a		Does not a	Does not a	-88	Does not a	Does not a
POLK COUNTY	0								5866	3338	4	130	25	2369	Does not a				Voter history			No	No	No		No	Yes	Yes	No		No		No	Does not a		Does not a	Does not a	-88	Does not a	Does not a
PUTNAM COUNTY	0								24596	10050	44	433	34	14035	Does not a				Voter history			Yes	Yes	Yes		No	No	No	No		No		Yes	Infinity (M		86	Does not a	-88	Does not a	Does not a
RHEA COUNTY	0								9530	4328	19	205	12	4966	Does not a				Voter history			Yes	Yes	Yes		No	No	No	No		No		Yes	eSlate (Ha		62	Does not a	-88	Does not a	Does not a
ROANE COUNTY	0								19582	7160	44	402	4	11972	Does not a				Voter history			No	No	No		No	Yes	Yes	Yes		No		Yes	eSlate (Ha		32	Does not a	-88	Does not a	Does not a
ROBERTSON COUNTY	0								24296	11550	32	296	2	12416	Does not a				Voter history			No	No	No		No	Yes	Yes	Yes		No		Yes	Infinity (M		68	Does not a	-88	Does not a	Does not a
RUTHERFORD COUNTY	0	INELIGIBLE	3						99744	33346	138	1054	142	65064	Does not a				Voter history			Yes	Yes	No		No	No	No	No		No		Yes	Infinity (M		281	Does not a	-88	Does not a	Does not a
SCOTT COUNTY	0								5585	2666	6	183	0	2730	Does not a				Voter history			Yes	Yes	Yes		No	Yes	Yes	Yes		No		Yes	Infinity (M		40	Does not a	-88	Does not a	Does not a
SEQUATCHIE COUNTY	0								5063	2247	10	58	5	2743	Does not a				Voter history			No	No	No		No	Yes	Yes	Yes		No		Yes	Infinity (M		21	Does not a	-88	Does not a	Does not a
SEVIER COUNTY	0								30381	15127	38	608	18	14590	Does not a				Voter history			Yes	Yes	Yes		No	No	No	No	EMERGEN	Yes		No	Does not a		Does not a	Does not a	-88	Does not a	Does not a
SHELBY COUNTY	0								295810	102976	524	3093	998	188219	Does not a				Voter history			Yes	Yes	Yes		No	No	No	No		No		Yes	AccuVote-		1509	Does not a	-88	Does not a	Does not a
SMITH COUNTY	0								6616	2792	7	80	11	3726	Does not a				Voter history			Yes	Yes	Yes		No	No	No	No		No		Yes	Infinity (M		34	Does not a	-88	Does not a	Does not a
STEWART COUNTY	0								4531	1666	8	141	7	2709	Does not a				Voter history			No	No	No		No	Yes	Yes	No		No		Yes	Infinity (M		18	Does not a	-88	Does not a	Does not a
SULLIVAN COUNTY	1								54944	20062	110	1128	57	33587	Does not a				Voter history			No	No	No		No	Yes	Yes	Yes		No		Yes	eSlate (Ha		178	Does not a	-88	Does not a	Does not a
SUMNER COUNTY	2	INELIGIBLE	1						66016	30024	86	1073	38	34795	Does not a				Voter history			Yes	Yes	Yes		No	No	No	No		No		Yes	Infinity (M		182	Does not a	-88	Does not a	Does not a
TIPTON COUNTY	0								19636	6575	42	184	10	12825	Does not a				Voter history			No	No	No		No	Yes	Yes	No		No		Yes	Infinity (M		85	Does not a	-88	Does not a	Does not a
TROUSDALE COUNTY	0								2669	971	2	34	2	1660	Does not a				Voter history			No	No	No		No	Yes	Yes	Yes		No		Yes	Infinity (M		14	Does not a	-88	Does not a	Does not a
UNICOI COUNTY	0								6371	2309	9	119	5	3929	Does not a				Voter history			No	No	No		No	Yes	Yes	Yes		No		Yes	Infinity (M		30	Does not a	-88	Does not a	Does not a
UNION COUNTY	1								5317	3456	6	251	2	1602	Does not a				Voter history			No	No	No		No	Yes	Yes	Yes		No		Yes	Infinity (M		30	Does not a	-88	Does not a	Does not a
VAN BUREN COUNTY	0								2267	1073	1	23	2	1168	Does not a				Voter history			No	No	No		No	Yes	Yes	Yes		No		Yes	Infinity (M		16	Does not a	-88	Does not a	Does not a
WARREN COUNTY	0	INELIGIBLE	1						11574	5056	8	147	6	6357	Does not a				Voter history			No	No	No		No	Yes	Yes	Yes		No		Yes	Infinity (M		51	Does not a	-88	Does not a	Does not a
WASHINGTON COUNTY	0								45543	19212	95	975	56	25205	Does not a				Voter history			No	No	No		No	Yes	Yes	No		No		Yes	Infinity (M		122	Does not a	-88	Does not a	Does not a
WAYNE COUNTY	0								4804	2343	8	98	3	2352	Does not a				Voter history			No	No	No		No	Yes	Yes	No		No		Yes	Infinity (M		30	Does not a	-88	Does not a	Does not a
WEAKLEY COUNTY	0	INELIGIBLE	1						10045	4624	7	202	4	5208	Does not a				Voter history			Yes	Yes	Yes		No	No	No	No		No		No	Does not a		Does not a	Does not a	-88	Does not a	Does not a
WHITE COUNTY	0								8523	3623	2	187	3	4708	Does not a				Voter history			No	No	No		No	Yes	Yes	No		No		Yes	eSlate (Ha		54	Does not a	-88	Does not a	Does not a
WILLIAMSON COUNTY	0								106046	30963	161	1745	77	73100	Does not a				Voter history			No	No	No		No	Yes	Yes	Yes		No		Yes	iVotronic (		269	Does not a	-88	Does not a	Does not a
WILSON COUNTY	2								53418	17488	70	685	92	35083	Does not a				Voter history			Yes	Yes	Yes		No	No	No	No		No		No	Does not a		Does not a	Does not a	-88	Does not a	Does not a
	19		54						2267428	878576	4391	38855	2636	1342970																				7766		-8360		

Case 3:20-cv-00374 Document 40-2 Filed 06/12/20 Page 163 of 1351 PageID #: 329

RECEIVED FROM DEMOCRACYDOCKET.COM

Jurisdiction_Name	F5b_3oth	F5c_3	F5d_1	F5d_2	F5d_3	F5d_4	F6a	F6b_1	F6b_1oth	F6c_1	F6b_2	F6b_2oth	F6c_2	F6b_3	F6b_3oth	F6c_3	F6d_1	F6d_2	F6d_3	F6d_4	F7a	F7b_1	F7b_1oth	F7c_1	F7b_2	F7b_2oth	F7c_2	F7b_3	F7b_3oth	F7c_3	F7d_1	F7d_2	F7d_3	F7d_4	F7d_5	F8a	F8b_1	F8b_1oth	F8c_1	F8b_2
Jurisdiction Name	VVPAT: Other Make Model 3	VVPAT: Number Deployed 3	DRE no VVPAT: Regular Balloting	DRE no VVPAT: Special Device	DRE no VVPAT: Provisional Ballot	DRE no VVPAT: In Person Early	Voting Technology used: DRE with VVPAT	DRE with VVPAT: Make and Model 1	VVPAT: Other Make Model 1	VVPAT: Number Deployed 1	DRE with VVPAT: Make Model 2	VVPAT: Other Make Model 2	VVPAT: Number Deployed 2	DRE with VVPAT: Make Model 3	VVPAT: Other Make Model 3	VVPAT: Number Deployed 3	DRE with VVPAT: Regular Balloting	DRE with VVPAT: Special Device	DRE with VVPAT: Provisional Ballot	DRE with VVPAT: In Person Early	Voting Technology used: Ballot Marking	Marking Device: Make and Model 1	Marking Device: Other Make	Marking Device: Number Deployed	Marking Device: Make Model 2	Marking Device: Other Make	Marking Device: Number Deployed	Marking Device: Make Model 3	Marking Device: Other Make	Marking Device: Make Deployed	Marking Device: Regular Balloting	Marking Device: Special Device	Marking Device: Provisional Ballot	Marking Device: In Person Early	Marking Device: By Mail Ballot	Voting Technology used: Scanner	Scanner: Make and Model 1	Scanner: Other Make Model 1	Scanner: Number Deployed 1	Scanner: Make Model 2
ANDERSON COUNTY	-88	Does not a	Yes	Yes	No	Yes	No	Does not a	-88	Does not a	Does not a	-88	Does not a	Does not a	-88	Does not a	No	No	No	No	No	Does not a		Does not a	Does not a	-88	Does not a	Does not a	-88	Does not a	No	No	No	No	No	Yes	eScan (Ha		1	Does not a
BEDFORD COUNTY	-88	Does not a	Yes	Yes	No	Yes	No	Does not a	-88	Does not a	Does not a	-88	Does not a	Does not a	-88	Does not a	No	No	No	No	No	Does not a		Does not a	Does not a	-88	Does not a	Does not a	-88	Does not a	No	No	No	No	No	Yes	Chatsworth		1	Does not a
BENTON COUNTY	-88	Does not a	No	No	No	No	No	Does not a	-88	Does not a	Does not a	-88	Does not a	Does not a	-88	Does not a	No	No	No	No	Yes	Verity Tou		8	Does not a	-88	Does not a	Does not a	-88	Does not a	No	No	Yes	No	Yes	Yes	eScan (Ha		10	Does not a
BLEDSOE COUNTY	-88	Does not a	Yes	Yes	No	Yes	No	Does not a	-88	Does not a	Does not a	-88	Does not a	Does not a	-88	Does not a	No	No	No	No	No	Does not a		Does not a	Does not a	-88	Does not a	Does not a	-88	Does not a	No	No	No	No	No	Yes	Verity Sca		1	Does not a
BLOUNT COUNTY	-88	Does not a	Yes	Yes	No	Yes	No	Does not a	-88	Does not a	Does not a	-88	Does not a	Does not a	-88	Does not a	No	No	No	No	No	Does not a		Does not a	Does not a	-88	Does not a	Does not a	-88	Does not a	No	No	No	No	No	Yes	eScan (Ha		1	Does not a
BRADLEY COUNTY	-88	Does not a	Yes	Yes	No	Yes	No	Does not a	-88	Does not a	Does not a	-88	Does not a	Does not a	-88	Does not a	No	No	No	No	No	Does not a		Does not a	Does not a	-88	Does not a	Does not a	-88	Does not a	No	No	No	No	No	Yes	Chatsworth		1	Does not a
CAMPBELL COUNTY	-88	Does not a	Yes	Yes	No	Yes	No	Does not a	-88	Does not a	Does not a	-88	Does not a	Does not a	-88	Does not a	No	No	No	No	No	Does not a		Does not a	Does not a	-88	Does not a	Does not a	-88	Does not a	No	No	No	No	No	Yes	BallotNow		1	Does not a
CANNON COUNTY	-88	Does not a	Yes	Yes	No	Yes	No	Does not a	-88	Does not a	Does not a	-88	Does not a	Does not a	-88	Does not a	No	No	No	No	No	Does not a		Does not a	Does not a	-88	Does not a	Does not a	-88	Does not a	No	No	No	No	No	Yes	Chatsworth		1	Does not a
CARROLL COUNTY	-88	Does not a	Yes	Yes	No	Yes	No	Does not a	-88	Does not a	Does not a	-88	Does not a	Does not a	-88	Does not a	No	No	No	No	No	Does not a		Does not a	Does not a	-88	Does not a	Does not a	-88	Does not a	No	No	No	No	No	Yes	eScan (Ha		1	Does not a
CARTER COUNTY	-88	Does not a	Yes	Yes	No	Yes	No	Does not a	-88	Does not a	Does not a	-88	Does not a	Does not a	-88	Does not a	No	No	No	No	No	Does not a		Does not a	Does not a	-88	Does not a	Does not a	-88	Does not a	No	No	No	No	No	Yes	Chatsworth		1	Does not a
CHEATHAM COUNTY	-88	Does not a	Yes	Yes	No	Yes	No	Does not a	-88	Does not a	Does not a	-88	Does not a	Does not a	-88	Does not a	No	No	No	No	No	Does not a		Does not a	Does not a	-88	Does not a	Does not a	-88	Does not a	No	No	No	No	No	Yes	BallotNow		1	Does not a
CHESTER COUNTY	-88	Does not a	No	No	No	No	No	Does not a	-88	Does not a	Does not a	-88	Does not a	Does not a	-88	Does not a	No	No	No	No	Yes	ExpressVo		37	Does not a	-88	Does not a	Does not a	-88	Does not a	Yes	Yes	No	Yes	No	Yes	DS200 (ES		13	Does not a
CLAIBORNE COUNTY	-88	Does not a	Yes	Yes	No	Yes	No	Does not a	-88	Does not a	Does not a	-88	Does not a	Does not a	-88	Does not a	No	No	No	No	No	Does not a		Does not a	Does not a	-88	Does not a	Does not a	-88	Does not a	No	No	No	No	No	Yes	eScan (Ha		1	Does not a
CLAY COUNTY	-88	Does not a	Yes	Yes	No	Yes	No	Does not a	-88	Does not a	Does not a	-88	Does not a	Does not a	-88	Does not a	No	No	No	No	No	Does not a		Does not a	Does not a	-88	Does not a	Does not a	-88	Does not a	No	No	No	No	No	Yes	Chatsworth		1	Does not a
COCKE COUNTY	-88	Does not a	Yes	Yes	No	Yes	No	Does not a	-88	Does not a	Does not a	-88	Does not a	Does not a	-88	Does not a	No	No	No	No	No	Does not a		Does not a	Does not a	-88	Does not a	Does not a	-88	Does not a	No	No	No	No	No	Yes	Chatsworth		1	Does not a
COFFEE COUNTY	-88	Does not a	No	No	No	No	No	Does not a	-88	Does not a	Does not a	-88	Does not a	Does not a	-88	Does not a	No	No	No	No	Yes	ExpressVo		62	Does not a	-88	Does not a	Does not a	-88	Does not a	Yes	No	Yes	No	Yes	Yes	DS200 (ES		26	Does not a
CROCKETT COUNTY	-88	Does not a	Yes	Yes	No	Yes	No	Does not a	-88	Does not a	Does not a	-88	Does not a	Does not a	-88	Does not a	No	No	No	No	No	Does not a		Does not a	Does not a	-88	Does not a	Does not a	-88	Does not a	No	No	No	No	No	Yes	Chatsworth		1	Does not a
CUMBERLAND COUNTY	-88	Does not a	Yes	Yes	No	Yes	No	Does not a	-88	Does not a	Does not a	-88	Does not a	Does not a	-88	Does not a	No	No	No	No	No	Does not a		Does not a	Does not a	-88	Does not a	Does not a	-88	Does not a	No	No	No	No	No	Yes	Chatsworth		1	Does not a
DAVIDSON COUNTY	-88	Does not a	Yes	Yes	No	Yes	No	Does not a	-88	Does not a	Does not a	-88	Does not a	Does not a	-88	Does not a	No	No	No	No	No	Does not a		Does not a	Does not a	-88	Does not a	Does not a	-88	Does not a	No	No	No	No	No	Yes	M650 (ES&		2	Does not a
DECATUR COUNTY	-88	Does not a	No	No	No	No	No	Does not a	-88	Does not a	Does not a	-88	Does not a	Does not a	-88	Does not a	No	No	No	No	Yes	ExpressVo		37	Does not a	-88	Does not a	Does not a	-88	Does not a	Yes	No	Yes	No	Yes	Yes	ExpressVo		37	Does not a
DEKALB COUNTY	-88	Does not a	Yes	Yes	No	Yes	No	Does not a	-88	Does not a	Does not a	-88	Does not a	Does not a	-88	Does not a	No	No	No	No	No	Does not a		Does not a	Does not a	-88	Does not a	Does not a	-88	Does not a	No	No	No	No	No	Yes	Chatsworth		1	Does not a
DICKSON COUNTY	-88	Does not a	Yes	Yes	No	Yes	No	Does not a	-88	Does not a	Does not a	-88	Does not a	Does not a	-88	Does not a	No	No	No	No	No	Does not a		Does not a	Does not a	-88	Does not a	Does not a	-88	Does not a	No	No	No	No	No	Yes	Verity Sca		1	Does not a
DYER COUNTY	-88	Does not a	Yes	Yes	No	Yes	No	Does not a	-88	Does not a	Does not a	-88	Does not a	Does not a	-88	Does not a	No	No	No	No	No	Does not a		Does not a	Does not a	-88	Does not a	Does not a	-88	Does not a	No	No	No	No	No	Yes	Chatsworth		1	Does not a
FAYETTE COUNTY	-88	Does not a	Yes	Yes	No	Yes	No	Does not a	-88	Does not a	Does not a	-88	Does not a	Does not a	-88	Does not a	No	No	No	No	No	Does not a		Does not a	Does not a	-88	Does not a	Does not a	-88	Does not a	No	No	No	No	No	Yes	Chatsworth		1	Does not a
FENTRESS COUNTY	-88	Does not a	Yes	Yes	No	Yes	No	Does not a	-88	Does not a	Does not a	-88	Does not a	Does not a	-88	Does not a	No	No	No	No	No	Does not a		Does not a	Does not a	-88	Does not a	Does not a	-88	Does not a	No	No	No	No	No	Yes	Chatsworth		1	Does not a
FRANKLIN COUNTY	-88	Does not a	Yes	Yes	No	Yes	No	Does not a	-88	Does not a	Does not a	-88	Does not a	Does not a	-88	Does not a	No	No	No	No	No	Does not a		Does not a	Does not a	-88	Does not a	Does not a	-88	Does not a	No	No	No	No	No	Yes	Chatsworth		1	Does not a
GIBSON COUNTY	-88	Does not a	Yes	Yes	No	Yes	No	Does not a	-88	Does not a	Does not a	-88	Does not a	Does not a	-88	Does not a	No	No	No	No	No	Does not a		Does not a	Does not a	-88	Does not a	Does not a	-88	Does not a	No	No	No	No	No	Yes	Chatsworth		1	Does not a
GILES COUNTY	-88	Does not a	Yes	Yes	No	Yes	No	Does not a	-88	Does not a	Does not a	-88	Does not a	Does not a	-88	Does not a	No	No	No	No	No	Does not a		Does not a	Does not a	-88	Does not a	Does not a	-88	Does not a	No	No	No	No	No	Yes	Chatsworth		1	Does not a
GRAINGER COUNTY	-88	Does not a	Yes	Yes	No	Yes	No	Does not a	-88	Does not a	Does not a	-88	Does not a	Does not a	-88	Does not a	No	No	No	No	No	Does not a		Does not a	Does not a	-88	Does not a	Does not a	-88	Does not a	No	No	No	No	No	Yes	eScan (Ha		1	Does not a
GREENE COUNTY	-88	Does not a	Yes	Yes	No	Yes	No	Does not a	-88	Does not a	Does not a	-88	Does not a	Does not a	-88	Does not a	No	No	No	No	No	Does not a		Does not a	Does not a	-88	Does not a	Does not a	-88	Does not a	No	No	No	No	No	Yes	M100 (ES&		1	Does not a
GRUNDY COUNTY	-88	Does not a	Yes	Yes	No	Yes	No	Does not a	-88	Does not a	Does not a	-88	Does not a	Does not a	-88	Does not a	No	No	No	No	No	Does not a		Does not a	Does not a	-88	Does not a	Does not a	-88	Does not a	No	No	No	No	No	Yes	Chatsworth		1	Does not a
HAMBLEN COUNTY	-88	Does not a	Yes	Yes	No	Yes	No	Does not a	-88	Does not a	Does not a	-88	Does not a	Does not a	-88	Does not a	No	No	No	No	No	Does not a		Does not a	Does not a	-88	Does not a	Does not a	-88	Does not a	No	No	No	No	No	Yes	Chatsworth		1	Does not a
HAMILTON COUNTY	-88	Does not a	No	No	No	No	No	Does not a	-88	Does not a	Does not a	-88	Does not a	Does not a	-88	Does not a	No	No	No	No	No	ImageCast		5	Does not a	-88	Does not a	Does not a	-88	Does not a	No	No	No	No	No	Yes	ImageCast		99	ImageCast
HANCOCK COUNTY	-88	Does not a	Yes	Yes	No	Yes	No	Does not a	-88	Does not a	Does not a	-88	Does not a	Does not a	-88	Does not a	No	No	No	No	No	Does not a		Does not a	Does not a	-88	Does not a	Does not a	-88	Does not a	No	No	No	No	No	Yes	eScan (Ha		1	Does not a
HARDEMAN COUNTY	-88	Does not a	Yes	Yes	No	Yes	No	Does not a	-88	Does not a	Does not a	-88	Does not a	Does not a	-88	Does not a	No	No	No	No	No	Does not a		Does not a	Does not a	-88	Does not a	Does not a	-88	Does not a	No	No	No	No	No	Yes	eScan (Ha		1	Does not a
HARDIN COUNTY	-88	Does not a	No	No	No	No	No	Does not a	-88	Does not a	Does not a	-88	Does not a	Does not a	-88	Does not a	No	No	No	No	Yes	ExpressVo		46	Does not a	-88	Does not a	Does not a	-88	Does not a	Yes	Yes	No	Yes	No	Yes	DS200 (ES		20	Does not a
HAWKINS COUNTY	-88	Does not a	Yes	Yes	No	Yes	No	Does not a	-88	Does not a	Does not a	-88	Does not a	Does not a	-88	Does not a	No	No	No	No	No	Does not a		Does not a	Does not a	-88	Does not a	Does not a	-88	Does not a	No	No	No	No	No	Yes	Chatsworth		1	Does not a
HAYWOOD COUNTY	-88	Does not a	Yes	Yes	No	Yes	No	Does not a	-88	Does not a	Does not a	-88	Does not a	Does not a	-88	Does not a	No	No	No	No	No	Does not a		Does not a	Does not a	-88	Does not a	Does not a	-88	Does not a	No	No	No	No	No	Yes	eScan (Ha		1	Does not a
HENDERSON COUNTY	-88	Does not a	Yes	Yes	No	Yes	No	Does not a	-88	Does not a	Does not a	-88	Does not a	Does not a	-88	Does not a	No	No	No	No	No	Does not a		Does not a	Does not a	-88	Does not a	Does not a	-88	Does not a	No	No	No	No	No	Yes	eScan (Ha		1	Does not a
HENRY COUNTY	-88	Does not a	Yes	Yes	No	Yes	No	Does not a	-88	Does not a	Does not a	-88	Does not a	Does not a	-88	Does not a	No	No	No	No	No	Does not a		Does not a	Does not a	-88	Does not a	Does not a	-88	Does not a	No	No	No	No	No	Yes	Chatsworth		1	Does not a
HICKMAN COUNTY	-88	Does not a	Yes	Yes	No	Yes	No	Does not a	-88	Does not a	Does not a	-88	Does not a	Does not a	-88	Does not a	No	No	No	No	No	Does not a		Does not a	Does not a	-88	Does not a	Does not a	-88	Does not a	No	No	No	No	No	Yes	eScan (Ha		1	Does not a
HOUSTON COUNTY	-88	Does not a	Yes	Yes	No	Yes	No	Does not a	-88	Does not a	Does not a	-88	Does not a	Does not a	-88	Does not a	No	No	No	No	No	Does not a		Does not a	Does not a	-88	Does not a	Does not a	-88	Does not a	No	No	No	No	No	Yes	eScan (Ha		1	Does not a
HUMPHREYS COUNTY	-88	Does not a	Yes	Yes	No	Yes	No	Does not a	-88	Does not a	Does not a	-88	Does not a	Does not a	-88	Does not a	No	No	No	No	No	Does not a		Does not a	Does not a	-88	Does not a	Does not a	-88	Does not a	No	No	No	No	No	Yes	eScan (Ha		1	Does not a
JACKSON COUNTY	-88	Does not a	Yes	Yes	No	Yes	No	Does not a	-88	Does not a	Does not a	-88	Does not a	Does not a	-88	Does not a	No	No	No	No	No	Does not a		Does not a	Does not a	-88	Does not a	Does not a	-88	Does not a	No	No	No	No	No	Yes	Chatsworth		1	Does not a
JEFFERSON COUNTY	-88	Does not a	Yes	Yes	No	Yes	No	Does not a	-88	Does not a	Does not a	-88	Does not a	Does not a	-88	Does not a	No	No	No	No	No	Does not a		Does not a	Does not a	-88	Does not a	Does not a	-88	Does not a	No	No	No	No	No	Yes	Chatsworth		1	Does not a
JOHNSON COUNTY	-88	Does not a	Yes	Yes	No	Yes	No	Does not a	-88	Does not a	Does not a	-88	Does not a	Does not a	-88	Does not a	No	No	No	No	No	Does not a		Does not a	Does not a	-88	Does not a	Does not a	-88	Does not a	No	No	No	No	No	Yes	Chatsworth		1	Does not a
KNOX COUNTY	-88	Does not a	Yes	Yes	No	Yes	No	Does not a	-88	Does not a	Does not a	-88	Does not a	Does not a	-88	Does not a	No	No	No	No	No	Does not a		Does not a	Does not a	-88	Does not a	Does not a	-88	Does not a	No	No	No	No	No	Yes	BallotNow		1	Does not a
LAKE COUNTY	-88	Does not a	Yes	Yes	No	Yes	No	Does not a	-88	Does not a	Does not a	-88	Does not a	Does not a	-88	Does not a	No	No	No	No	No	Does not a		Does not a	Does not a	-88	Does not a	Does not a	-88	Does not a	No	No	No	No	No	No	Does not a		Does not a	Does not a
LAUDERDALE COUNTY	-88	Does not a	Yes	Yes	No	Yes	No	Does not a	-88	Does not a	Does not a	-88	Does not a	Does not a	-88	Does not a	No	No	No	No	No	Does not a		Does not a	Does not a	-88	Does not a	Does not a	-88	Does not a	No	No	No	No	No	Yes	Chatsworth		1	Does not a
LAWRENCE COUNTY	-88	Does not a	Yes	Yes	No	Yes	No	Does not a	-88	Does not a	Does not a	-88	Does not a	Does not a	-88	Does not a	No	No	No	No	No	Does not a		Does not a	Does not a	-88	Does not a	Does not a	-88	Does not a	No	No	No	No	No	Yes	Chatsworth		1	Does not a
LEWIS COUNTY	-88	Does not a	Yes	Yes	No	Yes	No	Does not a	-88	Does not a	Does not a	-88	Does not a	Does not a	-88	Does not a	No	No	No	No	No	Does not a		Does not a	Does not a	-88	Does not a	Does not a	-88	Does not a	No	No	No	No	No	Yes	eScan (Ha		1	Does not a
LINCOLN COUNTY	-88	Does not a	No	No	No	No	No	Does not a	-88	Does not a	Does not a	-88	Does not a	Does not a	-88	Does not a	No	No	No	Yes	ExpressVo		61	Does not a	-88	Does not a	Does not a	-88	Does not a	Yes	Yes	No	Yes	No	Yes	DS200 (ES		23	Does not a
LOUDON COUNTY	-88	Does not a	Yes	Yes	No	Yes	No	Does not a	-88	Does not a	Does not a	-88	Does not a	Does not a	-88	Does not a	No	No	No	No	No	Does not a		Does not a	Does not a	-88	Does not a	Does not a	-88	Does not a	No	No	No	No	No	Yes	eScan (Ha		1	Does not a
MCMINN COUNTY	-88	Does not a	Yes	Yes	No	Yes	No	Does not a	-88	Does not a	Does not a	-88	Does not a	Does not a	-88	Does not a	No	No	No	No	No	Does not a		Does not a	Does not a	-88	Does not a	Does not a	-88	Does not a	No	No	No	No	No	Yes	eScan (Ha		1	Does not a
MCNAIRY COUNTY	-88	Does not a	No	No	No	No	No	Does not a	-88	Does not a	Does not a	-88	Does not a	Does not a	-88	Does not a	No	No	No	No	Yes	ExpressVo		50	Does not a	-88	Does not a	Does not a	-88	Does not a	Yes	Yes	No	Yes	No	Yes	DS200 (ES		19	Does not a
MACON COUNTY	-88	Does not a	Yes	Yes	No	Yes	No	Does not a	-88	Does not a	Does not a	-88	Does not a	Does not a	-88	Does not a	No	No	No	No	No	Does not a		Does not a	Does not a	-88	Does not a	Does not a	-88	Does not a	No	No	No	No	No	Yes	Chatsworth		1	Does not a
MADISON COUNTY	-88	Does not a	Yes	Yes	No	Yes	No	Does not a	-88	Does not a	Does not a	-88	Does not a	Does not a	-88	Does not a	No	No	No	No	No	Does not a		Does not a	Does not a	-88	Does not a	Does not a	-88	Does not a	No	No	No	No	No	Yes	eScan (Ha		1	Does not a
MARION COUNTY	-88	Does not a	Yes	Yes	No	Yes	No	Does not a	-88	Does not a	Does not a	-88	Does not a	Does not a	-88	Does not a	No	No	No	No	No	Does not a		Does not a	Does not a	-88	Does not a	Does not a	-88	Does not a	No	No	No	No	No	Yes	Verity Sca		1	Does not a
MARSHALL COUNTY	-88	Does not a	Yes	Yes	No	Yes	No	Does not a	-88	Does not a	Does not a	-88	Does not a	Does not a	-88	Does not a	No	No	No	No	No	Does not a		Does not a	Does not a	-88	Does not a	Does not a	-88	Does not a	No	No	No	No	No	Yes	Chatsworth		1	Does not a
MAURY COUNTY	-88	Does not a	Yes	Yes	No	Yes	No	Does not a	-88	Does not a	Does not a	-88	Does not a	Does not a	-88	Does not a	No	No	No	No	No	Does not a		Does not a	Does not a	-88	Does not a	Does not a	-88	Does not a	No	No	No	No	No	Yes	M100 (ES&		1	Does not a
MEIGS COUNTY	-88	Does not a	Yes	Yes	No	Yes	No	Does not a	-88	Does not a	Does not a	-88	Does not a	Does not a	-88	Does not a	No	No	No	No	No	Does not a		Does not a	Does not a	-88	Does not a	Does not a	-88	Does not a	No	No	No	No	No	Yes	Chatsworth		1	Does not a
MONROE COUNTY	-88	Does not a	Yes	Yes	No	Yes	No	Does not a	-88	Does not a	Does not a	-88	Does not a	Does not a	-88	Does not a	No	No	No	No	No	Does not a		Does not a	Does not a	-88	Does not a	Does not a	-88	Does not a	No	No	No	No	No	Yes	BallotNow		1	Does not a
MONTGOMERY COUNTY	-88	Does not a	Yes	Yes	No	Yes	No	Does not a	-88	Does not a	Does not a	-88	Does not a	Does not a	-88	Does not a	No	No	No	No	No	Does not a		Does not a	Does not a	-88	Does not a	Does not a	-88	Does not a	No	No	No	No	No	Yes	Chatsworth		1	Does not a
MOORE COUNTY	-88	Does not a	No	No	No	No	No	Does not a	-88	Does not a	Does not a	-88	Does not a	Does not a	-88	Does not a	No	No	No	No	Yes	ExpressVo		12	Does not a	-88	Does not a	Does not a	-88	Does not a	Yes	Yes	No	Yes	No	Yes	DS200 (ES		6	Does not a
MORGAN COUNTY	-88	Does not a	Yes	Yes	No	Yes	No	Does not a	-88	Does not a	Does not a	-88	Does not a	Does not a	-88	Does not a	No	No	No	No	No	Does not a		Does not a	Does not a	-88	Does not a	Does not a	-88	Does not a	No	No	No	No	No	Yes	eScan (Ha		1	Does not a
OBION COUNTY	-88	Does not a	Yes	Yes	No	Yes	No	Does not a	-88	Does not a	Does not a	-88	Does not a	Does not a	-88	Does not a	No	No	No	No	No	Does not a		Does not a	Does not a	-88	Does not a	Does not a	-88	Does not a	No	No	No	No	No	Yes	Verity Sca		1	Does not a
OVERTON COUNTY	-88	Does not a	Yes	Yes	No	Yes	No	Does not a	-88	Does not a	Does not a	-88	Does not a	Does not a	-88	Does not a	No	No	No	No	No	Does not a		Does not a	Does not a	-88	Does not a	Does not a	-88	Does not a	No	No	No	No	No	Yes	Chatsworth		1	Does not a
PERRY COUNTY	-88	Does not a	Yes	Yes	No	Yes	No	Does not a	-88	Does not a	Does not a	-88	Does not a	Does not a	-88	Does not a	No	No	No	No	No	Does not a		Does not a	Does not a	-88	Does not a	Does not a	-88	Does not a	No	No	No	No	No	No	Does not a		Does not a	Does not a
PICKETT COUNTY	-88	Does not a	No	No	No	No	No	Does not a	-88	Does not a	Does not a	-88	Does not a	Does not a	-88	Does not a	No	No	No	No	Yes	ExpressVo		10	Does not a	-88	Does not a	Does not a	-88	Does not a	Yes	No	Yes	No	Yes	Yes	DS200 (ES		10	Does not a
POLK COUNTY	-88	Does not a	No	No	No	No	No	Does not a	-88	Does not a	Does not a	-88	Does not a	Does not a	-88	Does not a	No	No	No	No	Yes	OpenElect		11	Does not a	-88	Does not a	Does not a	-88	Does not a	No	Yes	No	No	No	Yes			11	Does not a
PUTNAM COUNTY	-88	Does not a	Yes	Yes	No	Yes	No	Does not a	-88	Does not a	Does not a	-88	Does not a	Does not a	-88	Does not a	No	No	No	No	No	Does not a		Does not a	Does not a	-88	Does not a	Does not a	-88	Does not a	No	No	No	No	No	Yes	Chatsworth		1	Does not a
RHEA COUNTY	-88	Does not a	Yes	Yes	No	Yes	No	Does not a	-88	Does not a	Does not a	-88	Does not a	Does not a	-88	Does not a	No	No	No	No	No	Does not a		Does not a	Does not a	-88	Does not a	Does not a	-88	Does not a	No	No	No	No	No	Yes	eScan (Ha		1	Does not a
ROANE COUNTY	-88	Does not a	Yes	Yes	No	Yes	No	Does not a	-88	Does not a	Does not a	-88	Does not a	Does not a	-88	Does not a	No	No	No	No	No	Does not a		Does not a	Does not a	-88	Does not a	Does not a	-88	Does not a	No	No	No	No	No	Yes	Verity Sca		1	Does not a
ROBERTSON COUNTY	-88	Does not a	Yes	Yes	No	Yes	No	Does not a	-88	Does not a	Does not a	-88	Does not a	Does not a	-88	Does not a	No	No	No	No	No	Does not a		Does not a	Does not a	-88	Does not a	Does not a	-88	Does not a	No	No	No	No	No	No	Does not a		Does not a	Does not a
RUTHERFORD COUNTY	-88	Does not a	Yes	Yes	No	Yes	No	Does not a	-88	Does not a	Does not a	-88	Does not a	Does not a	-88	Does not a	No	No	No	No	No	Does not a		Does not a	Does not a	-88	Does not a	Does not a	-88	Does not a	No	No	No	No	No	Yes	Chatsworth		2	Does not a
SCOTT COUNTY	-88	Does not a	Yes	Yes	No	Yes	No	Does not a	-88	Does not a	Does not a	-88	Does not a	Does not a	-88	Does not a	No	No	No	No	No	Does not a		Does not a	Does not a	-88	Does not a	Does not a	-88	Does not a	No	No	No	No	No	Yes	Chatsworth		1	Does not a
SEQUATCHIE COUNTY	-88	Does not a	Yes	Yes	No	Yes	No	Does not a	-88	Does not a	Does not a	-88	Does not a	Does not a	-88	Does not a	No	No	No	No	No	Does not a		Does not a	Does not a	-88	Does not a	Does not a	-88	Does not a	No	No	No	No	No	Yes	Chatsworth		1	Does not a
SEVIER COUNTY	-88	Does not a	No	No	No	No	No	Does not a	-88	Does not a	Does not a	-88	Does not a	Does not a	-88	Does not a	No	No	No	No	Yes	ExpressVo		105	Does not a	-88	Does not a	Does not a	-88	Does not a	Yes	Yes	No	Yes	No	Yes	DS200 (ES		28	Does not a
SHELBY COUNTY	-88	Does not a	Yes	Yes	No	Yes	No	Does not a	-88	Does not a	Does not a	-88	Does not a	Does not a	-88	Does not a	No	No	No	No	No	Does not a		Does not a	Does not a	-88	Does not a	Does not a	-88	Does not a	No	No	No	No	No	Yes	AccuVote-		6	Does not a
SMITH COUNTY	-88	Does not a	Yes	Yes	No	Yes	No	Does not a	-88	Does not a	Does not a	-88	Does not a	Does not a	-88	Does not a	No	No	No	No	No	Does not a		Does not a	Does not a	-88	Does not a	Does not a	-88	Does not a	No	No	No	No	No	Yes	Chatsworth		1	Does not a
STEWART COUNTY	-88	Does not a	Yes	Yes	No	Yes	No	Does not a	-88	Does not a	Does not a	-88	Does not a	Does not a	-88	Does not a	No	No	No	No	No	Does not a		Does not a	Does not a	-88	Does not a	Does not a	-88	Does not a	No	No	No	No	No	Yes	Chatsworth		1	Does not a
SULLIVAN COUNTY	-88	Does not a	Yes	Yes	No	Yes	No	Does not a	-88	Does not a	Does not a	-88	Does not a	Does not a	-88	Does not a	No	No	No	No	No	Does not a		Does not a	Does not a	-88	Does not a	Does not a	-88	Does not a	No	No	No	No	No	Yes	eScan (Ha		3	Does not a
SUMNER COUNTY	-88	Does not a	Yes	Yes	No	Yes	No	Does not a	-88	Does not a	Does not a	-88	Does not a	Does not a	-88	Does not a	No	No	No	No	No	Does not a		Does not a	Does not a	-88	Does not a	Does not a	-88	Does not a	No	No	No	No	No	Yes	Chatsworth		1	Does not a
TIPTON COUNTY	-88	Does not a	Yes	Yes	No	Yes	No	Does not a	-88	Does not a	Does not a	-88	Does not a	Does not a	-88	Does not a	No	No	No	No	No	Does not a		Does not a	Does not a	-88	Does not a	Does not a	-88	Does not a	No	No	No	No	No	Yes	Chatsworth		1	Does not a
TROUSDALE COUNTY	-88	Does not a	Yes	Yes	No	Yes	No	Does not a	-88	Does not a	Does not a	-88	Does not a	Does not a	-88	Does not a	No	No	No	No	No	Does not a		Does not a	Does not a	-88	Does not a	Does not a	-88	Does not a	No	No	No	No	No	No	Does not a		Does not a	Does not a
UNICOI COUNTY	-88	Does not a	Yes	Yes	No	Yes	No	Does not a	-88	Does not a	Does not a	-88	Does not a	Does not a	-88	Does not a	No	No	No	No	No	Does not a		Does not a	Does not a	-88	Does not a	Does not a	-88	Does not a	No	No	No	No	No	Yes	Chatsworth		1	Does not a
UNION COUNTY	-88	Does not a	Yes	Yes	No	Yes	No	Does not a	-88	Does not a	Does not a	-88	Does not a	Does not a	-88	Does not a	No	No	No	No	No	Does not a		Does not a	Does not a	-88	Does not a	Does not a	-88	Does not a	No	No	No	No	No	No	Does not a		Does not a	Does not a
VAN BUREN COUNTY	-88	Does not a	Yes	Yes	No	Yes	No	Does not a	-88	Does not a	Does not a	-88	Does not a	Does not a	-88	Does not a	No	No	No	No	No	Does not a		Does not a	Does not a	-88	Does not a	Does not a	-88	Does not a	No	No	No	No	No	Yes	Chatsworth		1	Does not a
WARREN COUNTY	-88	Does not a	Yes	Yes	No	Yes	No	Does not a	-88	Does not a	Does not a	-88	Does not a	Does not a	-88	Does not a	No	No	No	No	No	Does not a		Does not a	Does not a	-88	Does not a	Does not a	-88	Does not a	No	No	No	No	No	No	Chatsworth		1	Does not a
WASHINGTON COUNTY	-88	Does not a	Yes	Yes	No	Yes	No	Does not a	-88	Does not a	Does not a	-88	Does not a	Does not a	-88	Does not a	No	No	No	No	No	Does not a		Does not a	Does not a	-88	Does not a	Does not a	-88	Does not a	No	No	No	No	No	Yes	Chatsworth		1	Does not a
WAYNE COUNTY	-88	Does not a	Yes	Yes	No	Yes	No	Does not a	-88	Does not a	Does not a	-88	Does not a	Does not a	-88	Does not a	No	No	No	No	No	Does not a		Does not a	Does not a	-88	Does not a	Does not a	-88	Does not a	No	No	No	No	No	Yes	Chatsworth		1	Does not a
WEAKLEY COUNTY	-88	Does not a	No	No	No	No	No	Does not a	-88	Does not a	Does not a	-88	Does not a	Does not a	-88	Does not a	No	No	No	No	Yes	ExpressVo		55	Does not a	-88	Does not a	Does not a	-88	Does not a	Yes	Yes	No	Yes	No	Yes	DS200 (ES		11	Does not a
WHITE COUNTY	-88	Does not a	Yes	Yes	No	Yes	No	Does not a	-88	Does not a	Does not a	-88	Does not a	Does not a	-88	Does not a	No	No	No	No	No	Does not a		Does not a	Does not a	-88	Does not a	Does not a	-88	Does not a	No	No	No	No	No	Yes	eScan (Ha		1	Does not a
WILLIAMSON COUNTY	-88	Does not a	Yes	Yes	No	Yes	No	Does not a	-88

Jurisdiction_Name	F8b_2oth	F8c_2	F8b_3	F8b_3oth	F8c_3	F8d_1	F8d_2	F8d_3	F8d_4	F8d_5	F9a	F9b_1oth	F9c_1	F9b_2oth	F9c_2	F9b_3oth	F9c_3	F9d_1	F9d_2	F9d_3	F9d_4	F9d_5	F10a	F10b_1oth	F10c_1	F10b_2oth	F10c_2	F10b_3oth	F10c_3	F10d_1	F10d_2	F10d_4	F11a	F11d_1	F11d_2	F11d_3	F11d_4	F11d_5	F5_F11Co	F12a
Jurisdiction Name	Scanner: Other Make Model 2	Scanner: Number Deployed 2	Scanner: Make Model 3	Scanner: Other Make Model 3	Scanner: Number Deployed 3	Scanner: Regular Balloting	Scanner: Special Device	Scanner: Provisional Ballot	Scanner: In Person Early	Scanner: By Mail Ballot	Voting Technology used: Punch Card	Punch Card: Make Model 1	Punch Card: Number Deployed 1	Punch Card: Make Model 2	Punch Card: Number Deployed 2	Punch Card: Make Model 3	Punch Card: Number Deployed 3	Punch Card: Regular Balloting	Punch Card: Special Device	Punch Card: Provisional Ballot	Punch Card: In Person Early	Punch Card: By Mail Ballot	Voting Technology used: Lever	Lever: Make Model 1	Lever: Number Deployed 1	Lever: Make Model 2	Lever: Number Deployed 2	Lever: Make Model 3	Lever: Number Deployed 3	Lever: Regular Balloting	Lever: Special Device	Lever: In Person Earl	Voting Technology used: Hand Count	Hand Count: Regular Balloting	Hand Count: Special Device	Hand Count: Provisional Ballot	Hand Count: In Person Early	Hand Count: By Mail Ballot	F5-F11 Comments	Election Day
ANDERSON COUNTY	-88	Does not a	Does not a	-88	Does not a	No	No	No	No	Yes	No	-88	Does not a	-88	Does not a	-88	Does not a	No	No	No	No	No	No	-88	Does not a	-88	Does not a	-88	Does not a	No	No	No	Yes	No	No	Yes	No	No		Both centr
BEDFORD COUNTY	-88	Does not a	Does not a	-88	Does not a	No	No	Yes	No	Yes	No	-88	Does not a	-88	Does not a	-88	Does not a	No	No	No	No	No	No	-88	Does not a	-88	Does not a	-88	Does not a	No	No	No	No	No	No	No	No	No		Both centr
BENTON COUNTY	-88	Does not a	Does not a	-88	Does not a	Yes	No	Yes	Yes	Yes	No	-88	Does not a	-88	Does not a	-88	Does not a	No	No	No	No	No	No	-88	Does not a	-88	Does not a	-88	Does not a	No	No	No	No	No	No	No	No	No		Both centr
BLEDSOE COUNTY	-88	Does not a	Does not a	-88	Does not a	No	No	No	No	Yes	No	-88	Does not a	-88	Does not a	-88	Does not a	No	No	No	No	No	No	-88	Does not a	-88	Does not a	-88	Does not a	No	No	No	Yes	No	No	Yes	No	No		Both centr
BLOUNT COUNTY	-88	Does not a	Does not a	-88	Does not a	No	No	No	No	Yes	No	-88	Does not a	-88	Does not a	-88	Does not a	No	No	No	No	No	No	-88	Does not a	-88	Does not a	-88	Does not a	No	No	No	Yes	No	No	Yes	No	No		Both centr
BRADLEY COUNTY	-88	Does not a	Does not a	-88	Does not a	No	No	Yes	No	Yes	No	-88	Does not a	-88	Does not a	-88	Does not a	No	No	No	No	No	No	-88	Does not a	-88	Does not a	-88	Does not a	No	No	No	No	No	No	No	No	No		Both centr
CAMPBELL COUNTY	-88	Does not a	Does not a	-88	Does not a	No	No	No	No	Yes	No	-88	Does not a	-88	Does not a	-88	Does not a	No	No	No	No	No	No	-88	Does not a	-88	Does not a	-88	Does not a	No	No	No	Yes	No	No	Yes	No	No		Both centr
CANNON COUNTY	-88	Does not a	Does not a	-88	Does not a	No	No	Yes	No	Yes	No	-88	Does not a	-88	Does not a	-88	Does not a	No	No	No	No	No	No	-88	Does not a	-88	Does not a	-88	Does not a	No	No	No	No	No	No	No	No	No		Both centr
CARROLL COUNTY	-88	Does not a	Does not a	-88	Does not a	Yes	Yes	Yes	Yes	Yes	No	-88	Does not a	-88	Does not a	-88	Does not a	No	No	No	No	No	No	-88	Does not a	-88	Does not a	-88	Does not a	No	No	No	No	No	No	No	No	No		Both centr
CARTER COUNTY	-88	Does not a	Does not a	-88	Does not a	No	No	Yes	No	Yes	No	-88	Does not a	-88	Does not a	-88	Does not a	No	No	No	No	No	No	-88	Does not a	-88	Does not a	-88	Does not a	No	No	No	No	No	No	No	No	No		Both centr
CHEATHAM COUNTY	-88	Does not a	Does not a	-88	Does not a	No	No	No	No	Yes	No	-88	Does not a	-88	Does not a	-88	Does not a	No	No	No	No	No	No	-88	Does not a	-88	Does not a	-88	Does not a	No	No	No	Yes	No	No	Yes	No	No		Both centr
CHESTER COUNTY	-88	Does not a	Does not a	-88	Does not a	Yes	Yes	No	Yes	Yes	No	-88	Does not a	-88	Does not a	-88	Does not a	No	No	No	No	No	No	-88	Does not a	-88	Does not a	-88	Does not a	No	No	No	Yes	No	No	Yes	No	No		Both centr
CLAIBORNE COUNTY	-88	Does not a	Does not a	-88	Does not a	No	No	No	No	Yes	No	-88	Does not a	-88	Does not a	-88	Does not a	No	No	No	No	No	No	-88	Does not a	-88	Does not a	-88	Does not a	No	No	No	Yes	No	No	Yes	No	No		Both centr
CLAY COUNTY	-88	Does not a	Does not a	-88	Does not a	No	No	No	No	Yes	No	-88	Does not a	-88	Does not a	-88	Does not a	No	No	No	No	No	No	-88	Does not a	-88	Does not a	-88	Does not a	No	No	No	Yes	No	No	Yes	No	No		Both centr
COCKE COUNTY	-88	Does not a	Does not a	-88	Does not a	No	No	Yes	No	Yes	No	-88	Does not a	-88	Does not a	-88	Does not a	No	No	No	No	No	No	-88	Does not a	-88	Does not a	-88	Does not a	No	No	No	No	No	No	No	No	No		Both centr
COFFEE COUNTY	-88	Does not a	Does not a	-88	Does not a	Yes	Yes	Yes	Yes	Yes	No	-88	Does not a	-88	Does not a	-88	Does not a	No	No	No	No	No	No	-88	Does not a	-88	Does not a	-88	Does not a	No	No	No	No	No	No	No	No	No		Both centr
CROCKETT COUNTY	-88	Does not a	Does not a	-88	Does not a	No	No	Yes	No	Yes	No	-88	Does not a	-88	Does not a	-88	Does not a	No	No	No	No	No	No	-88	Does not a	-88	Does not a	-88	Does not a	No	No	No	No	No	No	No	No	No		Both centr
CUMBERLAND COUNT	-88	Does not a	Does not a	-88	Does not a	No	No	Yes	No	Yes	No	-88	Does not a	-88	Does not a	-88	Does not a	No	No	No	No	No	No	-88	Does not a	-88	Does not a	-88	Does not a	No	No	No	No	No	No	No	No	No		Both centr
DAVIDSON COUNTY	-88	Does not a	Does not a	-88	Does not a	No	No	No	No	Yes	No	-88	Does not a	-88	Does not a	-88	Does not a	No	No	No	No	No	No	-88	Does not a	-88	Does not a	-88	Does not a	No	No	No	Yes	No	No	Yes	No	No		Both centr
DECATUR COUNTY	-88	Does not a	Does not a	-88	Does not a	Yes	No	Yes	Yes	No	No	-88	Does not a	-88	Does not a	-88	Does not a	No	No	No	No	No	No	-88	Does not a	-88	Does not a	-88	Does not a	No	No	No	Yes	No	No	Yes	No	No		Both centr
DEKALB COUNTY	-88	Does not a	Does not a	-88	Does not a	No	No	Yes	No	Yes	No	-88	Does not a	-88	Does not a	-88	Does not a	No	No	No	No	No	No	-88	Does not a	-88	Does not a	-88	Does not a	No	No	No	No	No	No	No	No	No		Both centr
DICKSON COUNTY	-88	Does not a	Does not a	-88	Does not a	No	No	Yes	No	Yes	No	-88	Does not a	-88	Does not a	-88	Does not a	No	No	No	No	No	No	-88	Does not a	-88	Does not a	-88	Does not a	No	No	No	Yes	No	No	Yes	No	No		Both centr
DYER COUNTY	-88	Does not a	Does not a	-88	Does not a	No	No	Yes	No	Yes	No	-88	Does not a	-88	Does not a	-88	Does not a	No	No	No	No	No	No	-88	Does not a	-88	Does not a	-88	Does not a	No	No	No	No	No	No	No	No	No		Both centr
FAYETTE COUNTY	-88	Does not a	Does not a	-88	Does not a	No	No	Yes	No	Yes	No	-88	Does not a	-88	Does not a	-88	Does not a	No	No	No	No	No	No	-88	Does not a	-88	Does not a	-88	Does not a	No	No	No	No	No	No	No	No	No		Both centr
FENTRESS COUNTY	-88	Does not a	Does not a	-88	Does not a	No	No	No	No	Yes	No	-88	Does not a	-88	Does not a	-88	Does not a	No	No	No	No	No	No	-88	Does not a	-88	Does not a	-88	Does not a	No	No	No	Yes	No	No	Yes	No	No		Both centr
FRANKLIN COUNTY	-88	Does not a	Does not a	-88	Does not a	No	No	Yes	No	Yes	No	-88	Does not a	-88	Does not a	-88	Does not a	No	No	No	No	No	No	-88	Does not a	-88	Does not a	-88	Does not a	No	No	No	No	No	No	No	No	No		Both centr
GIBSON COUNTY	-88	Does not a	Does not a	-88	Does not a	No	No	Yes	No	Yes	No	-88	Does not a	-88	Does not a	-88	Does not a	No	No	No	No	No	No	-88	Does not a	-88	Does not a	-88	Does not a	No	No	No	No	No	No	No	No	No		Both centr
GILES COUNTY	-88	Does not a	Does not a	-88	Does not a	No	No	Yes	No	Yes	No	-88	Does not a	-88	Does not a	-88	Does not a	No	No	No	No	No	No	-88	Does not a	-88	Does not a	-88	Does not a	No	No	No	No	No	No	No	No	No		Both centr
GRAINGER COUNTY	-88	Does not a	Does not a	-88	Does not a	No	No	Yes	No	Yes	No	-88	Does not a	-88	Does not a	-88	Does not a	No	No	No	No	No	No	-88	Does not a	-88	Does not a	-88	Does not a	No	No	No	No	No	No	No	No	No		Both centr
GREENE COUNTY	-88	Does not a	Does not a	-88	Does not a	No	No	No	No	Yes	No	-88	Does not a	-88	Does not a	-88	Does not a	No	No	No	No	No	No	-88	Does not a	-88	Does not a	-88	Does not a	No	No	No	Yes	No	No	Yes	No	No		Both centr
GRUNDY COUNTY	-88	Does not a	Does not a	-88	Does not a	No	No	Yes	No	Yes	No	-88	Does not a	-88	Does not a	-88	Does not a	No	No	No	No	No	No	-88	Does not a	-88	Does not a	-88	Does not a	No	No	No	No	No	No	No	No	No		Both centr
HAMBLEN COUNTY	-88	Does not a	Does not a	-88	Does not a	No	No	Yes	No	Yes	No	-88	Does not a	-88	Does not a	-88	Does not a	No	No	No	No	No	No	-88	Does not a	-88	Does not a	-88	Does not a	No	No	No	No	No	No	No	No	No		Both centr
HAMILTON COUNTY		5	Does not a	-88	Does not a	Yes	Yes	Yes	Yes	No	No	-88	Does not a	-88	Does not a	-88	Does not a	No	No	No	No	No	No	-88	Does not a	-88	Does not a	-88	Does not a	No	No	No	No	No	No	No	No	No		Both centr
HANCOCK COUNTY	-88	Does not a	Does not a	-88	Does not a	No	No	No	No	Yes	No	-88	Does not a	-88	Does not a	-88	Does not a	No	No	No	No	No	No	-88	Does not a	-88	Does not a	-88	Does not a	No	No	No	Yes	No	No	Yes	No	No		Both centr
HARDEMAN COUNTY	-88	Does not a	Does not a	-88	Does not a	No	No	No	Yes	Yes	No	-88	Does not a	-88	Does not a	-88	Does not a	No	No	No	No	No	No	-88	Does not a	-88	Does not a	-88	Does not a	No	No	No	Yes	No	No	Yes	No	No		Both centr
HARDIN COUNTY	-88	Does not a	Does not a	-88	Does not a	Yes	Yes	Yes	Yes	Yes	No	-88	Does not a	-88	Does not a	-88	Does not a	No	No	No	No	No	No	-88	Does not a	-88	Does not a	-88	Does not a	No	No	No	No	No	No	No	No	No		Both centr
HAWKINS COUNTY	-88	Does not a	Does not a	-88	Does not a	No	No	Yes	No	Yes	No	-88	Does not a	-88	Does not a	-88	Does not a	No	No	No	No	No	No	-88	Does not a	-88	Does not a	-88	Does not a	No	No	No	No	No	No	No	No	No		Both centr
HAYWOOD COUNTY	-88	Does not a	Does not a	-88	Does not a	No	No	No	No	Yes	No	-88	Does not a	-88	Does not a	-88	Does not a	No	No	No	No	No	No	-88	Does not a	-88	Does not a	-88	Does not a	No	No	No	Yes	No	No	Yes	No	No		Both centr
HENDERSON COUNTY	-88	Does not a	Does not a	-88	Does not a	No	No	Yes	No	Yes	No	-88	Does not a	-88	Does not a	-88	Does not a	No	No	No	No	No	No	-88	Does not a	-88	Does not a	-88	Does not a	No	No	No	No	No	No	No	No	No		Both centr
HENRY COUNTY	-88	Does not a	Does not a	-88	Does not a	No	No	Yes	No	Yes	No	-88	Does not a	-88	Does not a	-88	Does not a	No	No	No	No	No	No	-88	Does not a	-88	Does not a	-88	Does not a	No	No	No	No	No	No	No	No	No		Both centr
HICKMAN COUNTY	-88	Does not a	Does not a	-88	Does not a	No	No	No	No	Yes	No	-88	Does not a	-88	Does not a	-88	Does not a	No	No	No	No	No	No	-88	Does not a	-88	Does not a	-88	Does not a	No	No	No	Yes	No	No	Yes	No	No		Both centr
HOUSTON COUNTY	-88	Does not a	Does not a	-88	Does not a	No	No	Yes	No	Yes	No	-88	Does not a	-88	Does not a	-88	Does not a	No	No	No	No	No	No	-88	Does not a	-88	Does not a	-88	Does not a	No	No	No	No	No	No	No	No	No		Both centr
HUMPHREYS COUNTY	-88	Does not a	Does not a	-88	Does not a	No	No	Yes	No	Yes	No	-88	Does not a	-88	Does not a	-88	Does not a	No	No	No	No	No	No	-88	Does not a	-88	Does not a	-88	Does not a	No	No	No	No	No	No	No	No	No		Both centr
JACKSON COUNTY	-88	Does not a	Does not a	-88	Does not a	No	No	Yes	No	Yes	No	-88	Does not a	-88	Does not a	-88	Does not a	No	No	No	No	No	No	-88	Does not a	-88	Does not a	-88	Does not a	No	No	No	No	No	No	No	No	No		Both centr
JEFFERSON COUNTY	-88	Does not a	Does not a	-88	Does not a	No	No	Yes	No	Yes	No	-88	Does not a	-88	Does not a	-88	Does not a	No	No	No	No	No	No	-88	Does not a	-88	Does not a	-88	Does not a	No	No	No	No	No	No	No	No	No		Both centr
JOHNSON COUNTY	-88	Does not a	Does not a	-88	Does not a	No	No	Yes	No	Yes	No	-88	Does not a	-88	Does not a	-88	Does not a	No	No	No	No	No	No	-88	Does not a	-88	Does not a	-88	Does not a	No	No	No	No	No	No	No	No	No		Both centr
KNOX COUNTY	-88	Does not a	Does not a	-88	Does not a	No	No	No	No	Yes	No	-88	Does not a	-88	Does not a	-88	Does not a	No	No	No	No	No	No	-88	Does not a	-88	Does not a	-88	Does not a	No	No	No	Yes	No	No	Yes	No	No		Both centr
LAKE COUNTY	-88	Does not a	Does not a	-88	Does not a	No	No	No	No	No	No	-88	Does not a	-88	Does not a	-88	Does not a	No	No	No	No	No	No	-88	Does not a	-88	Does not a	-88	Does not a	No	No	No	Yes	No	No	Yes	No	Yes		Both centr
LAUDERDALE COUNT	-88	Does not a	Does not a	-88	Does not a	No	No	Yes	No	Yes	No	-88	Does not a	-88	Does not a	-88	Does not a	No	No	No	No	No	No	-88	Does not a	-88	Does not a	-88	Does not a	No	No	No	No	No	No	No	No	No		Both centr
LAWRENCE COUNTY	-88	Does not a	Does not a	-88	Does not a	No	No	Yes	No	Yes	No	-88	Does not a	-88	Does not a	-88	Does not a	No	No	No	No	No	No	-88	Does not a	-88	Does not a	-88	Does not a	No	No	No	No	No	No	No	No	No		Both centr
LEWIS COUNTY	-88	Does not a	Does not a	-88	Does not a	No	No	No	No	Yes	No	-88	Does not a	-88	Does not a	-88	Does not a	No	No	No	No	No	No	-88	Does not a	-88	Does not a	-88	Does not a	No	No	No	Yes	No	No	Yes	No	No		Both centr
LINCOLN COUNTY	-88	Does not a	Does not a	-88	Does not a	Yes	No	Yes	Yes	No	No	-88	Does not a	-88	Does not a	-88	Does not a	No	No	No	No	No	No	-88	Does not a	-88	Does not a	-88	Does not a	No	No	No	Yes	No	No	Yes	No	No		Both centr
LOUDON COUNTY	-88	Does not a	Does not a	-88	Does not a	No	No	No	No	Yes	No	-88	Does not a	-88	Does not a	-88	Does not a	No	No	No	No	No	No	-88	Does not a	-88	Does not a	-88	Does not a	No	No	No	Yes	No	No	Yes	No	No		Both centr
MCMINN COUNTY	-88	Does not a	Does not a	-88	Does not a	No	No	No	No	Yes	No	-88	Does not a	-88	Does not a	-88	Does not a	No	No	No	No	No	No	-88	Does not a	-88	Does not a	-88	Does not a	No	No	No	Yes	No	No	Yes	No	No		Both centr
MCNAIRY COUNTY	-88	Does not a	Does not a	-88	Does not a	Yes	Yes	Yes	Yes	Yes	No	-88	Does not a	-88	Does not a	-88	Does not a	No	No	No	No	No	No	-88	Does not a	-88	Does not a	-88	Does not a	No	No	No	No	No	No	No	No	No		Both centr
MACON COUNTY	-88	Does not a	Does not a	-88	Does not a	No	No	Yes	No	Yes	No	-88	Does not a	-88	Does not a	-88	Does not a	No	No	No	No	No	No	-88	Does not a	-88	Does not a	-88	Does not a	No	No	No	No	No	No	No	No	No		Both centr
MADISON COUNTY	-88	Does not a	Does not a	-88	Does not a	No	No	No	No	Yes	No	-88	Does not a	-88	Does not a	-88	Does not a	No	No	No	No	No	No	-88	Does not a	-88	Does not a	-88	Does not a	No	No	No	Yes	No	No	Yes	No	No		Both centr
MARION COUNTY	-88	Does not a	Does not a	-88	Does not a	No	No	No	No	Yes	No	-88	Does not a	-88	Does not a	-88	Does not a	No	No	No	No	No	No	-88	Does not a	-88	Does not a	-88	Does not a	No	No	No	No	No	No	No	No	No		Both centr
MARSHALL COUNTY	-88	Does not a	Does not a	-88	Does not a	No	No	Yes	No	Yes	No	-88	Does not a	-88	Does not a	-88	Does not a	No	No	No	No	No	No	-88	Does not a	-88	Does not a	-88	Does not a	No	No	No	No	No	No	No	No	No		Both centr
MAURY COUNTY	-88	Does not a	Does not a	-88	Does not a	No	No	No	No	Yes	No	-88	Does not a	-88	Does not a	-88	Does not a	No	No	No	No	No	No	-88	Does not a	-88	Does not a	-88	Does not a	No	No	No	Yes	No	No	Yes	No	No		Both centr
MEIGS COUNTY	-88	Does not a	Does not a	-88	Does not a	No	No	No	No	Yes	No	-88	Does not a	-88	Does not a	-88	Does not a	No	No	No	No	No	No	-88	Does not a	-88	Does not a	-88	Does not a	No	No	No	Yes	No	No	Yes	No	No		Both centr
MONROE COUNTY	-88	Does not a	Does not a	-88	Does not a	No	No	No	No	Yes	No	-88	Does not a	-88	Does not a	-88	Does not a	No	No	No	No	No	No	-88	Does not a	-88	Does not a	-88	Does not a	No	No	No	Yes	No	No	Yes	No	No		Both centr
MONTGOMERY COUN	-88	Does not a	Does not a	-88	Does not a	No	No	Yes	No	Yes	No	-88	Does not a	-88	Does not a	-88	Does not a	No	No	No	No	No	No	-88	Does not a	-88	Does not a	-88	Does not a	No	No	No	No	No	No	No	No	No		Both centr
MOORE COUNTY	-88	Does not a	Does not a	-88	Does not a	Yes	Yes	Yes	Yes	Yes	No	-88	Does not a	-88	Does not a	-88	Does not a	No	No	No	No	No	No	-88	Does not a	-88	Does not a	-88	Does not a	No	No	No	No	No	No	No	No	No		Both centr
MORGAN COUNTY	-88	Does not a	Does not a	-88	Does not a	No	No	No	No	Yes	No	-88	Does not a	-88	Does not a	-88	Does not a	No	No	No	No	No	No	-88	Does not a	-88	Does not a	-88	Does not a	No	No	No	Yes	No	No	Yes	No	No		Both centr
OBION COUNTY	-88	Does not a	Does not a	-88	Does not a	No	No	Yes	No	Yes	No	-88	Does not a	-88	Does not a	-88	Does not a	No	No	No	No	No	No	-88	Does not a	-88	Does not a	-88	Does not a	No	No	No	No	No	No	No	No	No		Both centr
OVERTON COUNTY	-88	Does not a	Does not a	-88	Does not a	No	No	No	No	Yes	No	-88	Does not a	-88	Does not a	-88	Does not a	No	No	No	No	No	No	-88	Does not a	-88	Does not a	-88	Does not a	No	No	No	Yes	No	No	Yes	No	No		Both centr
PERRY COUNTY	-88	Does not a	Does not a	-88	Does not a	No	No	No	No	No	No	-88	Does not a	-88	Does not a	-88	Does not a	No	No	No	No	No	No	-88	Does not a	-88	Does not a	-88	Does not a	No	No	No	Yes	No	No	Yes	No	Yes		Both centr
PICKETT COUNTY	-88	Does not a	Does not a	-88	Does not a	Yes	No	Yes	Yes	No	No	-88	Does not a	-88	Does not a	-88	Does not a	No	No	No	No	No	No	-88	Does not a	-88	Does not a	-88	Does not a	No	No	No	Yes	No	No	Yes	No	No		Both centr
POLK COUNTY	-88	Does not a	Does not a	-88	Does not a	Yes	No	Yes	Yes	Yes	No	-88	Does not a	-88	Does not a	-88	Does not a	No	No	No	No	No	No	-88	Does not a	-88	Does not a	-88	Does not a	No	No	No	No	No	No	No	No	No		Both centr
PUTNAM COUNTY	-88	Does not a	Does not a	-88	Does not a	No	No	No	No	Yes	No	-88	Does not a	-88	Does not a	-88	Does not a	No	No	No	No	No	No	-88	Does not a	-88	Does not a	-88	Does not a	No	No	No	Yes	No	No	Yes	No	No		Both centr
RHEA COUNTY	-88	Does not a	Does not a	-88	Does not a	No	No	No	No	Yes	No	-88	Does not a	-88	Does not a	-88	Does not a	No	No	No	No	No	No	-88	Does not a	-88	Does not a	-88	Does not a	No	No	No	Yes	No	No	Yes	No	No		Both centr
ROANE COUNTY	-88	Does not a	Does not a	-88	Does not a	No	No	No	No	Yes	No	-88	Does not a	-88	Does not a	-88	Does not a	No	No	No	No	No	No	-88	Does not a	-88	Does not a	-88	Does not a	No	No	No	Yes	No	No	Yes	No	No		Both centr
ROBERTSON COUNTY	-88	Does not a	Does not a	-88	Does not a	No	No	No	No	No	No	-88	Does not a	-88	Does not a	-88	Does not a	No	No	No	No	No	No	-88	Does not a	-88	Does not a	-88	Does not a	No	No	No	Yes	No	No	Yes	No	Yes		Both centr
RUTHERFORD COUNT	-88	Does not a	Does not a	-88	Does not a	No	No	Yes	No	Yes	No	-88	Does not a	-88	Does not a	-88	Does not a	No	No	No	No	No	No	-88	Does not a	-88	Does not a	-88	Does not a	No	No	No	No	No	No	No	No	No		Both centr
SCOTT COUNTY	-88	Does not a	Does not a	-88	Does not a	No	No	Yes	No	Yes	No	-88	Does not a	-88	Does not a	-88	Does not a	No	No	No	No	No	No	-88	Does not a	-88	Does not a	-88	Does not a	No	No	No	No	No	No	No	No	No		Both centr
SEQUATCHIE COUNT	-88	Does not a	Does not a	-88	Does not a	No	No	Yes	No	Yes	No	-88	Does not a	-88	Does not a	-88	Does not a	No	No	No	No	No	No	-88	Does not a	-88	Does not a	-88	Does not a	No	No	No	No	No	No	No	No	No		Both centr
SEVIER COUNTY	-88	Does not a	Does not a	-88	Does not a	Yes	No	Yes	Yes	No	No	-88	Does not a	-88	Does not a	-88	Does not a	No	No	No	No	No	No	-88	Does not a	-88	Does not a	-88	Does not a	No	No	No	Yes	No	No	Yes	No	No		Both centr
SHELBY COUNTY	-88	Does not a	Does not a	-88	Does not a	No	No	Yes	No	Yes	No	-88	Does not a	-88	Does not a	-88	Does not a	No	No	No	No	No	No	-88	Does not a	-88	Does not a	-88	Does not a	No	No	No	No	No	No	No	No	No		Both centr
SMITH COUNTY	-88	Does not a	Does not a	-88	Does not a	No	No	Yes	No	Yes	No	-88	Does not a	-88	Does not a	-88	Does not a	No	No	No	No	No	No	-88	Does not a	-88	Does not a	-88	Does not a	No	No	No	No	No	No	No	No	No		Both centr
STEWART COUNTY	-88	Does not a	Does not a	-88	Does not a	No	No	Yes	No	Yes	No	-88	Does not a	-88	Does not a	-88	Does not a	No	No	No	No	No	No	-88	Does not a	-88	Does not a	-88	Does not a	No	No	No	No	No	No	No	No	No		Both centr
SULLIVAN COUNTY	-88	Does not a	Does not a	-88	Does not a	No	No	Yes	No	Yes	No	-88	Does not a	-88	Does not a	-88	Does not a	No	No	No	No	No	No	-88	Does not a	-88	Does not a	-88	Does not a	No	No	No	No	No	No	No	No	No		Both centr
SUMNER COUNTY	-88	Does not a	Does not a	-88	Does not a	No	No	Yes	No	Yes	No	-88	Does not a	-88	Does not a	-88	Does not a	No	No	No	No	No	No	-88	Does not a	-88	Does not a	-88	Does not a	No	No	No	No	No	No	No	No	No		Both centr
TIPTON COUNTY	-88	Does not a	Does not a	-88	Does not a	No	No	Yes	No	Yes	No	-88	Does not a	-88	Does not a	-88	Does not a	No	No	No	No	No	No	-88	Does not a	-88	Does not a	-88	Does not a	No	No	No	No	No	No	No	No	No		Both centr
TROUSDALE COUNTY	-88	Does not a	Does not a	-88	Does not a	No	No	No	No	No	No	-88	Does not a	-88	Does not a	-88	Does not a	No	No	No	No	No	No	-88	Does not a	-88	Does not a	-88	Does not a	No	No	No	Yes	No	No	Yes	No	Yes		Both centr
UNICOI COUNTY	-88	Does not a	Does not a	-88	Does not a	No	No	Yes	No	Yes	No	-88	Does not a	-88	Does not a	-88	Does not a	No	No	No	No	No	No	-88	Does not a	-88	Does not a	-88	Does not a	No	No	No	No	No	No	No	No	No		Both centr
UNION COUNTY	-88	Does not a	Does not a	-88	Does not a	No	No	No	No	No	No	-88	Does not a	-88	Does not a	-88	Does not a	No	No	No	No	No	No	-88	Does not a	-88	Does not a	-88	Does not a	No	No	No	Yes	No	No	Yes	No	Yes		Both centr
VAN BUREN COUNTY	-88	Does not a	Does not a	-88	Does not a	No	No	Yes	No	Yes	No	-88	Does not a	-88	Does not a	-88	Does not a	No	No	No	No	No	No	-88	Does not a	-88	Does not a	-88	Does not a	No	No	No	No	No	No	No	No	No		Both centr
WARREN COUNTY	-88	Does not a	Does not a	-88	Does not a	No	No	No	No	Yes	No	-88	Does not a	-88	Does not a	-88	Does not a	No	No	No	No	No	No	-88	Does not a	-88	Does not a	-88	Does not a	No	No	No	No	No	No	Yes	No	No		Both centr
WASHINGTON COUN	-88	Does not a	Does not a	-88	Does not a	No	No	Yes	No	Yes	No	-88	Does not a	-88	Does not a	-88	Does not a	No	No	No	No	No	No	-88	Does not a	-88	Does not a	-88	Does not a	No	No	No	No	No	No	No	No	No		Both centr
WAYNE COUNTY	-88	Does not a	Does not a	-88	Does not a	No	No	Yes	No	Yes	No	-88	Does not a	-88	Does not a	-88	Does not a	No	No	No	No	No	No	-88	Does not a	-88	Does not a	-88	Does not a	No	No	No	No	No	No	No	No	No		Both centr
WEAKLEY COUNTY	-88	Does not a	Does not a	-88	Does not a	Yes	Yes	No	Yes	Yes	No	-88	Does not a	-88	Does not a	-88	Does not a	No	No	No	No	No	No	-88	Does not a	-88	Does not a	-88	Does not a	No	No	No	Yes	No	No	Yes	No	No		Both centr
WHITE COUNTY	-88	Does not a	Does not a	-88	Does not a	No	No	No	No	Yes	No	-88	Does not a	-88	Does not a	-88	Does not a	No	No	No	No	No	No	-88	Does not a	-88	Does not a	-88	Does not a	No	No	No	Yes	No	No	Yes	No	No		Both centr
WILLIAMSON COUNT	-88	Does not a	Does not a	-88	Does not a	No	No	No	No	Yes	No	-88	Does not a	-88	Does not a	-88	Does not a	No	No	No	No	No	No	-88	Does not a	-88	Does not a	-88	Does not a	No	No	No	Yes	No	No	Yes	No	No		Both centr
WILSON COUNTY	-88	Does not a	Does not a	-88	Does not a	Yes	Yes	No	Yes	Yes	No	-88	Does not a	-88	Does not a	-88	Does not a	No	No	No	No	No	No	-88	Does not a	-88	Does not a	-88	Does not a	No	No	No	Yes	No	No	Yes	No	No		Both centr
	-8272	5		-8360								-8360		-8360		-8360							-8360		-8360		-8360												

Case 3:20-cv-00374 Document 40-2 Filed 06/12/20 Page 165 of 1351 PageID #: 331

FROM DEMOCRACYDOCKET.COM

Jurisdiction_Name	F12b	F12c	F12d	F12e	F12Comm	F13
Jurisdiction Name	Location of Vote Tally: Special Devices	Location of Vote Tally: Provisional Ballot	Location of Vote Tally: In Person Early	Location of Vote Tally: By Mail Balloting	F12 Comments	General Comments
ANDERSON COUNTY	Both cent	Central loc	Central lo	Central loc		
BEDFORD COUNTY	Both cent	Central loc	Central lo	Central loc		
BENTON COUNTY	Both cent	Central loc	Central lo	Central loc		
BLEDSOE COUNTY	Both cent	Central loc	Central lo	Central loc		
BLOUNT COUNTY	Both cent	Central loc	Central lo	Central loc		
BRADLEY COUNTY	Both cent	Central loc	Central lo	Central loc		
CAMPBELL COUNTY	Both cent	Central loc	Central lo	Central loc		
CANNON COUNTY	Both cent	Central loc	Central lo	Central loc		
CARROLL COUNTY	Both cent	Central loc	Central lo	Central loc		
CARTER COUNTY	Both cent	Central loc	Central lo	Central loc		
CHEATHAM COUNTY	Both cent	Central loc	Central lo	Central loc		
CHESTER COUNTY	Both cent	Central loc	Central lo	Central loc		
CLAIBORNE COUNTY	Both cent	Central loc	Central lo	Central loc		
CLAY COUNTY	Both cent	Central loc	Central lo	Central loc		
COCKE COUNTY	Both cent	Central loc	Central lo	Central loc		
COFFEE COUNTY	Both cent	Central loc	Central lo	Central loc		
CROCKETT COUNTY	Both cent	Central loc	Central lo	Central loc		
CUMBERLAND COUN	Both cent	Central loc	Central lo	Central loc		
DAVIDSON COUNTY	Both cent	Central loc	Central lo	Central loc		
DECATUR COUNTY	Both cent	Central loc	Central lo	Central loc		
DEKALB COUNTY	Both cent	Central loc	Central lo	Central loc		
DICKSON COUNTY	Both cent	Central loc	Central lo	Central loc		
DYER COUNTY	Both cent	Central loc	Central lo	Central loc		
FAYETTE COUNTY	Both cent	Central loc	Central lo	Central loc		
FENTRESS COUNTY	Both cent	Central loc	Central lo	Central loc		
FRANKLIN COUNTY	Both cent	Central loc	Central lo	Central loc		
GIBSON COUNTY	Both cent	Central loc	Central lo	Central loc		
GILES COUNTY	Both cent	Central loc	Central lo	Central loc		
GRAINGER COUNTY	Both cent	Central loc	Central lo	Central loc		
GREENE COUNTY	Both cent	Central loc	Central lo	Central loc		
GRUNDY COUNTY	Both cent	Central loc	Central lo	Central loc		
HAMBLEN COUNTY	Both cent	Central loc	Central lo	Central loc		
HAMILTON COUNTY	Both cent	Central loc	Central lo	Central loc		
HANCOCK COUNTY	Both cent	Central loc	Central lo	Central loc		
HARDEMAN COUNTY	Both cent	Central loc	Central lo	Central loc		
HARDIN COUNTY	Both cent	Central loc	Central lo	Central loc		
HAWKINS COUNTY	Both cent	Central loc	Central lo	Central loc		
HAYWOOD COUNTY	Both cent	Central loc	Central lo	Central loc		
HENDERSON COUNTY	Both cent	Central loc	Central lo	Central loc		
HENRY COUNTY	Both cent	Central loc	Central lo	Central loc		
HICKMAN COUNTY	Both cent	Central loc	Central lo	Central loc		
HOUSTON COUNTY	Both cent	Central loc	Central lo	Central loc		
HUMPHREYS COUNTY	Both cent	Central loc	Central lo	Central loc		
JACKSON COUNTY	Both cent	Central loc	Central lo	Central loc		
JEFFERSON COUNTY	Both cent	Central loc	Central lo	Central loc		
JOHNSON COUNTY	Both cent	Central loc	Central lo	Central loc		
KNOX COUNTY	Both cent	Central loc	Central lo	Central loc		
LAKE COUNTY	Both cent	Central loc	Central lo	Central loc		
LAUDERDALE COUNT	Both cent	Central loc	Central lo	Central loc		
LAWRENCE COUNTY	Both cent	Central loc	Central lo	Central loc		
LEWIS COUNTY	Both cent	Central loc	Central lo	Central loc		
LINCOLN COUNTY	Both cent	Central loc	Central lo	Central loc		
LOUDON COUNTY	Both cent	Central loc	Central lo	Central loc		
MCMINN COUNTY	Both cent	Central loc	Central lo	Central loc		
MCNAIRY COUNTY	Both cent	Central loc	Central lo	Central loc		
MACON COUNTY	Both cent	Central loc	Central lo	Central loc		
MADISON COUNTY	Both cent	Central loc	Central lo	Central loc		
MARION COUNTY	Both cent	Central loc	Central lo	Central loc		
MARSHALL COUNTY	Both cent	Central loc	Central lo	Central loc		
MAURY COUNTY	Both cent	Central loc	Central lo	Central loc		
MEIGS COUNTY	Both cent	Central loc	Central lo	Central loc		
MONROE COUNTY	Both cent	Central loc	Central lo	Central loc		
MONTGOMERY COUN	Both cent	Central loc	Central lo	Central loc		
MOORE COUNTY	Both cent	Central loc	Central lo	Central loc		
MORGAN COUNTY	Both cent	Central loc	Central lo	Central loc		
OBION COUNTY	Both cent	Central loc	Central lo	Central loc		
OVERTON COUNTY	Both cent	Central loc	Central lo	Central loc		
PERRY COUNTY	Both cent	Central loc	Central lo	Central loc		
PICKETT COUNTY	Both cent	Central loc	Central lo	Central loc		
POLK COUNTY	Both cent	Central loc	Central lo	Central loc		
PUTNAM COUNTY	Both cent	Central loc	Central lo	Central loc		
RHEA COUNTY	Both cent	Central loc	Central lo	Central loc		
ROANE COUNTY	Both cent	Central loc	Central lo	Central loc		
ROBERTSON COUNTY	Both cent	Central loc	Central lo	Central loc		
RUTHERFORD COUNT	Both cent	Central loc	Central lo	Central loc		
SCOTT COUNTY	Both cent	Central loc	Central lo	Central loc		
SEQUATCHIE COUNT	Both cent	Central loc	Central lo	Central loc		
SEVIER COUNTY	Both cent	Central loc	Central lo	Central loc		
SHELBY COUNTY	Both cent	Central loc	Central lo	Central loc		
SMITH COUNTY	Both cent	Central loc	Central lo	Central loc		
STEWART COUNTY	Both cent	Central loc	Central lo	Central loc		
SULLIVAN COUNTY	Both cent	Central loc	Central lo	Central loc		
SUMNER COUNTY	Both cent	Central loc	Central lo	Central loc		
TIPTON COUNTY	Both cent	Central loc	Central lo	Central loc		
TROUSDALE COUNTY	Both cent	Central loc	Central lo	Central loc		
UNICOI COUNTY	Both cent	Central loc	Central lo	Central loc		
UNION COUNTY	Both cent	Central loc	Central lo	Central loc		
VAN BUREN COUNTY	Both cent	Central loc	Central lo	Central loc		
WARREN COUNTY	Both cent	Central loc	Central lo	Central loc		
WASHINGTON COUN	Both cent	Central loc	Central lo	Central loc		
WAYNE COUNTY	Both cent	Central loc	Central lo	Central loc		
WEAKLEY COUNTY	Both cent	Central loc	Central lo	Central loc		
WHITE COUNTY	Both cent	Central loc	Central lo	Central loc		
WILLIAMSON COUNT	Both cent	Central loc	Central lo	Central loc		
WILSON COUNTY	Both cent	Central loc	Central lo	Central loc		

Case 3:20-cv-00374 Document 40-2 Filed 06/12/20 Page 166 of 1351 PageID #: 332

RETRIEVED FROM DEMOCRACYDOCKET.COM

EXHIBIT 13

RETRIEVED FROM DEMOCRACYDOCKET.COM

Statement of Votes Cast
Shelby County, TN
State and Federal General Election _Municipal Elections
November 6, 2018
SOVC For Jurisdiction Wide, All Counters, All Races
Official Combined Results

	TURN OUT		
	Reg. Voters	Cards Cast	% Turnout
Jurisdiction Wide			
00100			
Polling	6031	1083	17.96%
Absentee	6031	56	0.93%
Early Vote	6031	1464	24.27%
Provisional	6031	33	0.55%
Total	6031	2636	43.71%
00200			
Polling	4995	881	17.64%
Absentee	4995	38	0.76%
Early Vote	4995	1596	31.95%
Provisional	4995	10	0.20%
Total	4995	2525	50.55%
01100			
Polling	2795	395	14.13%
Absentee	2795	10	0.36%
Early Vote	2795	500	17.89%
Provisional	2795	4	0.14%
Total	2795	909	32.52%
01200			
Polling	1046	175	16.73%
Absentee	1046	31	2.96%
Early Vote	1046	287	27.44%
Provisional	1046	1	0.10%
Total	1046	494	47.23%
01300			
Polling	2299	387	16.83%
Absentee	2299	5	0.22%
Early Vote	2299	346	15.05%
Provisional	2299	4	0.17%
Total	2299	742	32.27%
01601			
Polling	4161	1017	24.44%
Absentee	4161	45	1.08%
Early Vote	4161	1641	39.44%
Provisional	4161	11	0.26%
Total	4161	2714	65.22%
01603			
Polling	3351	496	14.80%
Absentee	3351	29	0.87%
Early Vote	3351	1163	34.71%
Provisional	3351	7	0.21%
Total	3351	1695	50.58%
01700			
Polling	2110	326	15.45%
Absentee	2110	42	1.99%
Early Vote	2110	624	29.57%
Provisional	2110	10	0.47%
Total	2110	1002	47.49%
02001			
Polling	3381	832	24.61%
Absentee	3381	45	1.33%
Early Vote	3381	1329	39.31%
Provisional	3381	7	0.21%
Total	3381	2213	65.45%
02003			
Polling	4480	701	15.65%
Absentee	4480	14	0.31%

RETRIEVED FROM DEMOCRACYDOCKET.COM

Statement of Votes Cast
Shelby County, TN
State and Federal General Election _Municipal Elections
November 6, 2018
SOVC For Jurisdiction Wide, All Counters, All Races
Official Combined Results

	TURN OUT		
	Reg. Voters	Cards Cast	% Turnout
Early Vote	4480	1028	22.95%
Provisional	4480	11	0.25%
Total	4480	1754	39.15%
02100			
Polling	3257	471	14.46%
Absentee	3257	13	0.40%
Early Vote	3257	714	21.92%
Provisional	3257	11	0.34%
Total	3257	1209	37.12%
02600			
Polling	2983	499	16.73%
Absentee	2983	10	0.34%
Early Vote	2983	638	21.39%
Provisional	2983	4	0.13%
Total	2983	1151	38.59%
02800			
Polling	2142	445	20.77%
Absentee	2142	22	1.03%
Early Vote	2142	825	38.52%
Provisional	2142	2	0.09%
Total	2142	1294	60.41%
03102			
Polling	2623	482	18.38%
Absentee	2623	15	0.57%
Early Vote	2623	870	33.17%
Provisional	2623	6	0.23%
Total	2623	1373	52.34%
03104			
Polling	3046	509	16.71%
Absentee	3046	19	0.62%
Early Vote	3046	1067	35.03%
Provisional	3046	3	0.10%
Total	3046	1598	52.46%
03300			
Polling	1068	262	24.53%
Absentee	1068	4	0.37%
Early Vote	1068	267	25.00%
Provisional	1068	2	0.19%
Total	1068	535	50.09%
03402			
Polling	2175	335	15.40%
Absentee	2175	5	0.23%
Early Vote	2175	413	18.99%
Provisional	2175	2	0.09%
Total	2175	755	34.71%
03601			
Polling	2770	648	23.39%
Absentee	2770	40	1.44%
Early Vote	2770	953	34.40%
Provisional	2770	3	0.11%
Total	2770	1644	59.35%
03602			
Polling	2744	570	20.77%
Absentee	2744	12	0.44%
Early Vote	2744	804	29.30%
Provisional	2744	5	0.18%
Total	2744	1391	50.69%
03700			

RETRIEVED FROM DEMOCRACYDOCKET.COM

Statement of Votes Cast
Shelby County, TN
State and Federal General Election _Municipal Elections
November 6, 2018
SOVC For Jurisdiction Wide, All Counters, All Races
Official Combined Results

	TURN OUT		
	Reg. Voters	Cards Cast	% Turnout
Polling	3332	539	16.18%
Absentee	3332	9	0.27%
Early Vote	3332	509	15.28%
Provisional	3332	4	0.12%
Total	3332	1061	31.84%
04103			
Polling	3283	555	16.91%
Absentee	3283	32	0.97%
Early Vote	3283	731	22.27%
Provisional	3283	3	0.09%
Total	3283	1321	40.24%
04201			
Polling	3247	593	18.26%
Absentee	3247	8	0.25%
Early Vote	3247	615	18.94%
Provisional	3247	3	0.09%
Total	3247	1219	37.54%
04401			
Polling	4099	785	19.15%
Absentee	4099	40	0.98%
Early Vote	4099	1594	38.89%
Provisional	4099	1	0.02%
Total	4099	2420	59.04%
04405			
Polling	2936	446	15.19%
Absentee	2936	59	2.01%
Early Vote	2936	900	30.65%
Provisional	2936	8	0.27%
Total	2936	1413	48.13%
04502			
Polling	4339	727	16.76%
Absentee	4339	16	0.37%
Early Vote	4339	1074	24.75%
Provisional	4339	10	0.23%
Total	4339	1827	42.11%
04504			
Polling	5409	1048	19.38%
Absentee	5409	62	1.15%
Early Vote	5409	1988	36.75%
Provisional	5409	6	0.11%
Total	5409	3104	57.39%
04602			
Polling	4361	793	18.18%
Absentee	4361	70	1.61%
Early Vote	4361	1393	31.94%
Provisional	4361	15	0.34%
Total	4361	2271	52.08%
04700			
Polling	3847	663	17.23%
Absentee	3847	12	0.31%
Early Vote	3847	808	21.00%
Provisional	3847	3	0.08%
Total	3847	1486	38.63%
04900			
Polling	3576	640	17.90%
Absentee	3576	14	0.39%
Early Vote	3576	849	23.74%
Provisional	3576	3	0.08%

RETRIEVED FROM DEMOCRACYDOCKET.COM

Statement of Votes Cast
Shelby County, TN
State and Federal General Election _Municipal Elections
November 6, 2018
SOVC For Jurisdiction Wide, All Counters, All Races
Official Combined Results

	TURN OUT		
	Reg. Voters	Cards Cast	% Turnout
Total	3576	1506	42.11%
05001			
Polling	1439	235	16.33%
Absentee	1439	2	0.14%
Early Vote	1439	388	26.96%
Provisional	1439	3	0.21%
Total	1439	628	43.64%
05002			
Polling	2779	363	13.06%
Absentee	2779	8	0.29%
Early Vote	2779	658	23.68%
Provisional	2779	7	0.25%
Total	2779	1036	37.28%
05201			
Polling	1864	352	18.88%
Absentee	1864	11	0.59%
Early Vote	1864	424	22.75%
Provisional	1864	3	0.16%
Total	1864	790	42.38%
05301			
Polling	3486	671	19.25%
Absentee	3486	12	0.34%
Early Vote	3486	632	18.13%
Provisional	3486	1	0.03%
Total	3486	1316	37.75%
05400			
Polling	4737	862	18.20%
Absentee	4737	28	0.59%
Early Vote	4737	1247	26.32%
Provisional	4737	4	0.08%
Total	4737	2141	45.20%
05502			
Polling	3391	736	21.70%
Absentee	3391	55	1.62%
Early Vote	3391	1619	47.74%
Provisional	3391	3	0.09%
Total	3391	2413	71.16%
05700			
Polling	4632	780	16.84%
Absentee	4632	73	1.58%
Early Vote	4632	2453	52.96%
Provisional	4632	2	0.04%
Total	4632	3308	71.42%
05801			
Polling	2977	652	21.90%
Absentee	2977	8	0.27%
Early Vote	2977	669	22.47%
Provisional	2977	9	0.30%
Total	2977	1338	44.94%
05804			
Polling	3820	630	16.49%
Absentee	3820	11	0.29%
Early Vote	3820	691	18.09%
Provisional	3820	11	0.29%
Total	3820	1343	35.16%
05905			
Polling	3913	791	20.21%
Absentee	3913	10	0.26%

RETRIEVED FROM DEMOCRACYDOCKET.COM

Statement of Votes Cast
Shelby County, TN
State and Federal General Election _Municipal Elections
November 6, 2018
SOVC For Jurisdiction Wide, All Counters, All Races
Official Combined Results

	TURN OUT		
	Reg. Voters	Cards Cast	% Turnout
Early Vote	3913	892	22.80%
Provisional	3913	3	0.08%
Total	3913	1696	43.34%
06003			
Polling	2379	492	20.68%
Absentee	2379	14	0.59%
Early Vote	2379	624	26.23%
Provisional	2379	4	0.17%
Total	2379	1134	47.67%
06005			
Polling	1722	307	17.83%
Absentee	1722	2	0.12%
Early Vote	1722	341	19.80%
Provisional	1722	1	0.06%
Total	1722	651	37.80%
06006			
Polling	2206	410	18.59%
Absentee	2206	15	0.68%
Early Vote	2206	451	20.44%
Provisional	2206	2	0.09%
Total	2206	878	39.80%
06007			
Polling	4382	854	19.49%
Absentee	4382	10	0.23%
Early Vote	4382	1074	24.51%
Provisional	4382	8	0.18%
Total	4382	1946	44.41%
06009			
Polling	2713	443	16.33%
Absentee	2713	8	0.29%
Early Vote	2713	541	19.94%
Provisional	2713	2	0.07%
Total	2713	994	36.64%
06100			
Polling	2252	439	19.49%
Absentee	2252	7	0.31%
Early Vote	2252	404	17.94%
Provisional	2252	0	0.00%
Total	2252	850	37.74%
06200			
Polling	2237	343	15.33%
Absentee	2237	9	0.40%
Early Vote	2237	344	15.38%
Provisional	2237	4	0.18%
Total	2237	700	31.29%
06400			
Polling	3341	702	21.01%
Absentee	3341	49	1.47%
Early Vote	3341	1458	43.64%
Provisional	3341	6	0.18%
Total	3341	2215	66.30%
06600			
Polling	4230	791	18.70%
Absentee	4230	20	0.47%
Early Vote	4230	1337	31.61%
Provisional	4230	6	0.14%
Total	4230	2154	50.92%
06701			

RETRIEVED FROM DEMOCRACYDOCKET.COM

Statement of Votes Cast
Shelby County, TN
State and Federal General Election _Municipal Elections
November 6, 2018
SOVC For Jurisdiction Wide, All Counters, All Races
Official Combined Results

	TURN OUT		
	Reg. Voters	Cards Cast	% Turnout
Polling	3458	757	21.89%
Absentee	3458	19	0.55%
Early Vote	3458	1227	35.48%
Provisional	3458	9	0.26%
Total	3458	2012	58.18%
06703			
Polling	2151	494	22.97%
Absentee	2151	15	0.70%
Early Vote	2151	910	42.31%
Provisional	2151	7	0.33%
Total	2151	1426	66.29%
06801			
Polling	2423	596	24.60%
Absentee	2423	62	2.56%
Early Vote	2423	896	36.98%
Provisional	2423	3	0.12%
Total	2423	1557	64.26%
06803			
Polling	3294	644	19.55%
Absentee	3294	60	1.82%
Early Vote	3294	1431	43.44%
Provisional	3294	13	0.39%
Total	3294	2148	65.21%
06902			
Polling	2026	311	15.35%
Absentee	2026	5	0.25%
Early Vote	2026	276	13.62%
Provisional	2026	10	0.49%
Total	2026	602	29.71%
07001			
Polling	3295	479	14.54%
Absentee	3295	8	0.24%
Early Vote	3295	673	20.42%
Provisional	3295	1	0.03%
Total	3295	1161	35.24%
07002			
Polling	3266	464	14.21%
Absentee	3266	11	0.34%
Early Vote	3266	536	16.41%
Provisional	3266	1	0.03%
Total	3266	1012	30.99%
07104			
Polling	5301	770	14.53%
Absentee	5301	7	0.13%
Early Vote	5301	1242	23.43%
Provisional	5301	8	0.15%
Total	5301	2027	38.24%
07203			
Polling	3883	636	16.38%
Absentee	3883	6	0.15%
Early Vote	3883	910	23.44%
Provisional	3883	5	0.13%
Total	3883	1557	40.10%
07207			
Polling	3141	520	16.56%
Absentee	3141	12	0.38%
Early Vote	3141	960	30.56%
Provisional	3141	6	0.19%

RETRIEVED FROM DEMOCRACYDOCKET.COM

Statement of Votes Cast
Shelby County, TN
State and Federal General Election _Municipal Elections
November 6, 2018
SOVC For Jurisdiction Wide, All Counters, All Races
Official Combined Results

	TURN OUT		
	Reg. Voters	Cards Cast	% Turnout
Total	3141	1498	47.69%
07301			
Polling	2301	281	12.21%
Absentee	2301	20	0.87%
Early Vote	2301	345	14.99%
Provisional	2301	2	0.09%
Total	2301	648	28.16%
07303			
Polling	3684	585	15.88%
Absentee	3684	7	0.19%
Early Vote	3684	817	22.18%
Provisional	3684	8	0.22%
Total	3684	1417	38.46%
07401			
Polling	4325	648	14.98%
Absentee	4325	10	0.23%
Early Vote	4325	1097	25.36%
Provisional	4325	1	0.02%
Total	4325	1756	40.60%
07402			
Polling	3977	594	14.94%
Absentee	3977	13	0.33%
Early Vote	3977	1179	29.65%
Provisional	3977	8	0.20%
Total	3977	1794	45.11%
07405			
Polling	2970	506	17.04%
Absentee	2970	9	0.30%
Early Vote	2970	828	27.88%
Provisional	2970	5	0.17%
Total	2970	1348	45.39%
07409			
Polling	2968	484	16.31%
Absentee	2968	3	0.10%
Early Vote	2968	612	20.62%
Provisional	2968	8	0.27%
Total	2968	1107	37.30%
07501			
Polling	2511	358	14.26%
Absentee	2511	11	0.44%
Early Vote	2511	688	27.40%
Provisional	2511	2	0.08%
Total	2511	1059	42.17%
07506			
Polling	4668	781	16.73%
Absentee	4668	10	0.21%
Early Vote	4668	1387	29.71%
Provisional	4668	6	0.13%
Total	4668	2184	46.79%
07507			
Polling	4265	648	15.19%
Absentee	4265	17	0.40%
Early Vote	4265	1107	25.96%
Provisional	4265	0	0.00%
Total	4265	1772	41.55%
07511			
Polling	3998	682	17.06%
Absentee	3998	21	0.53%

RETRIEVED FROM DEMOCRACYDOCKET.COM

Statement of Votes Cast
Shelby County, TN
State and Federal General Election _Municipal Elections
November 6, 2018
SOVC For Jurisdiction Wide, All Counters, All Races
Official Combined Results

	TURN OUT		
	Reg. Voters	Cards Cast	% Turnout
Early Vote	3998	1405	35.14%
Provisional	3998	5	0.13%
Total	3998	2113	52.85%
07604			
Polling	2705	474	17.52%
Absentee	2705	12	0.44%
Early Vote	2705	950	35.12%
Provisional	2705	3	0.11%
Total	2705	1439	53.20%
07605			
Polling	2560	351	13.71%
Absentee	2560	6	0.23%
Early Vote	2560	753	29.41%
Provisional	2560	7	0.27%
Total	2560	1117	43.63%
07606			
Polling	3910	620	15.86%
Absentee	3910	17	0.43%
Early Vote	3910	1191	30.46%
Provisional	3910	2	0.05%
Total	3910	1830	46.80%
07701			
Polling	3935	576	14.64%
Absentee	3935	17	0.43%
Early Vote	3935	1434	36.44%
Provisional	3935	2	0.05%
Total	3935	2029	51.56%
07703			
Polling	3193	432	13.53%
Absentee	3193	23	0.72%
Early Vote	3193	996	31.19%
Provisional	3193	3	0.09%
Total	3193	1454	45.54%
07803			
Polling	4069	488	11.99%
Absentee	4069	15	0.37%
Early Vote	4069	1090	26.79%
Provisional	4069	7	0.17%
Total	4069	1600	39.32%
07901			
Polling	5290	683	12.91%
Absentee	5290	82	1.55%
Early Vote	5290	1296	24.50%
Provisional	5290	13	0.25%
Total	5290	2074	39.21%
07902			
Polling	3020	524	17.35%
Absentee	3020	15	0.50%
Early Vote	3020	1114	36.89%
Provisional	3020	5	0.17%
Total	3020	1658	54.90%
07903			
Polling	3891	718	18.45%
Absentee	3891	11	0.28%
Early Vote	3891	1128	28.99%
Provisional	3891	2	0.05%
Total	3891	1859	47.78%
07907			

RETRIEVED FROM DEMOCRACYDOCKET.COM

Statement of Votes Cast
Shelby County, TN
State and Federal General Election _Municipal Elections
November 6, 2018
SOVC For Jurisdiction Wide, All Counters, All Races
Official Combined Results

	TURN OUT		
	Reg. Voters	Cards Cast	% Turnout
Polling	2602	394	15.14%
Absentee	2602	5	0.19%
Early Vote	2602	793	30.48%
Provisional	2602	2	0.08%
Total	2602	1194	45.89%
08002			
Polling	3892	684	17.57%
Absentee	3892	98	2.52%
Early Vote	3892	1594	40.96%
Provisional	3892	20	0.51%
Total	3892	2396	61.56%
08101			
Polling	3654	633	17.32%
Absentee	3654	65	1.78%
Early Vote	3654	1420	38.86%
Provisional	3654	4	0.11%
Total	3654	2122	58.07%
08103			
Polling	3243	634	19.55%
Absentee	3243	50	1.54%
Early Vote	3243	1460	45.02%
Provisional	3243	1	0.03%
Total	3243	2145	66.14%
08105			
Polling	2960	566	19.12%
Absentee	2960	53	1.79%
Early Vote	2960	958	32.36%
Provisional	2960	6	0.20%
Total	2960	1583	53.48%
08107			
Polling	5186	1051	20.27%
Absentee	5186	50	0.96%
Early Vote	5186	1555	29.98%
Provisional	5186	3	0.06%
Total	5186	2659	51.27%
08202			
Polling	1064	224	21.05%
Absentee	1064	3	0.28%
Early Vote	1064	310	29.14%
Provisional	1064	5	0.47%
Total	1064	542	50.94%
08300			
Polling	1501	227	15.12%
Absentee	1501	2	0.13%
Early Vote	1501	290	19.32%
Provisional	1501	0	0.00%
Total	1501	519	34.58%
08402			
Polling	1062	191	17.98%
Absentee	1062	2	0.19%
Early Vote	1062	317	29.85%
Provisional	1062	3	0.28%
Total	1062	513	48.31%
08600			
Polling	4282	629	14.69%
Absentee	4282	26	0.61%
Early Vote	4282	1342	31.34%
Provisional	4282	5	0.12%

RETRIEVED FROM DEMOCRACYDOCKET.COM

Statement of Votes Cast
Shelby County, TN
State and Federal General Election _Municipal Elections
November 6, 2018
SOVC For Jurisdiction Wide, All Counters, All Races
Official Combined Results

	TURN OUT		
	Reg. Voters	Cards Cast	% Turnout
Total	4282	2002	46.75%
08702			
Polling	2964	481	16.23%
Absentee	2964	6	0.20%
Early Vote	2964	902	30.43%
Provisional	2964	8	0.27%
Total	2964	1397	47.13%
08703			
Polling	4747	836	17.61%
Absentee	4747	17	0.36%
Early Vote	4747	1533	32.29%
Provisional	4747	8	0.17%
Total	4747	2394	50.43%
08704			
Polling	3205	500	15.60%
Absentee	3205	13	0.41%
Early Vote	3205	1094	34.13%
Provisional	3205	14	0.44%
Total	3205	1621	50.58%
08802			
Polling	1798	393	21.86%
Absentee	1798	13	0.72%
Early Vote	1798	559	31.09%
Provisional	1798	1	0.06%
Total	1798	966	53.73%
08803			
Polling	4812	710	14.75%
Absentee	4812	19	0.39%
Early Vote	4812	844	17.54%
Provisional	4812	6	0.12%
Total	4812	1579	32.81%
08804			
Polling	2353	367	15.60%
Absentee	2353	6	0.25%
Early Vote	2353	463	19.68%
Provisional	2353	3	0.13%
Total	2353	839	35.66%
08901			
Polling	2588	449	17.35%
Absentee	2588	14	0.54%
Early Vote	2588	555	21.45%
Provisional	2588	16	0.62%
Total	2588	1034	39.95%
08902			
Polling	3379	760	22.49%
Absentee	3379	10	0.30%
Early Vote	3379	654	19.35%
Provisional	3379	16	0.47%
Total	3379	1440	42.62%
09002			
Polling	4404	676	15.35%
Absentee	4404	11	0.25%
Early Vote	4404	905	20.55%
Provisional	4404	8	0.18%
Total	4404	1600	36.33%
09003			
Polling	3314	565	17.05%
Absentee	3314	12	0.36%

RETRIEVED FROM DEMOCRACYDOCKET.COM

Statement of Votes Cast
Shelby County, TN
State and Federal General Election _Municipal Elections
November 6, 2018
SOVC For Jurisdiction Wide, All Counters, All Races
Official Combined Results

	TURN OUT		
	Reg. Voters	Cards Cast	% Turnout
Early Vote	3314	904	27.28%
Provisional	3314	1	0.03%
Total	3314	1482	44.72%
09101			
Polling	5085	825	16.22%
Absentee	5085	66	1.30%
Early Vote	5085	1787	35.14%
Provisional	5085	16	0.31%
Total	5085	2694	52.98%
09102			
Polling	4410	754	17.10%
Absentee	4410	65	1.47%
Early Vote	4410	1573	35.67%
Provisional	4410	7	0.16%
Total	4410	2399	54.40%
09104			
Polling	4450	848	19.06%
Absentee	4450	26	0.58%
Early Vote	4450	1635	36.74%
Provisional	4450	8	0.18%
Total	4450	2517	56.56%
09201			
Polling	1634	273	16.71%
Absentee	1634	1	0.06%
Early Vote	1634	368	22.52%
Provisional	1634	4	0.24%
Total	1634	646	39.53%
09301			
Polling	3545	563	15.88%
Absentee	3545	2	0.06%
Early Vote	3545	675	19.04%
Provisional	3545	3	0.08%
Total	3545	1243	35.06%
09303			
Polling	3179	367	11.54%
Absentee	3179	123	3.87%
Early Vote	3179	542	17.05%
Provisional	3179	5	0.16%
Total	3179	1037	32.62%
09403			
Polling	4463	751	16.83%
Absentee	4463	19	0.43%
Early Vote	4463	1234	27.65%
Provisional	4463	7	0.16%
Total	4463	2011	45.06%
09406			
Polling	2437	515	21.13%
Absentee	2437	5	0.21%
Early Vote	2437	555	22.77%
Provisional	2437	5	0.21%
Total	2437	1080	44.32%
09407			
Polling	5534	1000	18.07%
Absentee	5534	16	0.29%
Early Vote	5534	1176	21.25%
Provisional	5534	0	0.00%
Total	5534	2192	39.61%
09408			

RETRIEVED FROM DEMOCRACYDOCKET.COM

Statement of Votes Cast
Shelby County, TN
State and Federal General Election _Municipal Elections
November 6, 2018
SOVC For Jurisdiction Wide, All Counters, All Races
Official Combined Results

	TURN OUT		
	Reg. Voters	Cards Cast	% Turnout
Polling	3276	666	20.33%
Absentee	3276	14	0.43%
Early Vote	3276	1079	32.94%
Provisional	3276	3	0.09%
Total	3276	1762	53.79%
09501			
Polling	4147	881	21.24%
Absentee	4147	21	0.51%
Early Vote	4147	1177	28.38%
Provisional	4147	8	0.19%
Total	4147	2087	50.33%
09505			
Polling	3166	679	21.45%
Absentee	3166	22	0.69%
Early Vote	3166	1140	36.01%
Provisional	3166	18	0.57%
Total	3166	1859	58.72%
09506			
Polling	3375	558	16.53%
Absentee	3375	21	0.62%
Early Vote	3375	1144	33.90%
Provisional	3375	5	0.15%
Total	3375	1728	51.20%
09507			
Polling	2886	517	17.91%
Absentee	2886	15	0.52%
Early Vote	2886	895	31.01%
Provisional	2886	6	0.21%
Total	2886	1433	49.65%
09508			
Polling	4475	720	16.09%
Absentee	4475	32	0.72%
Early Vote	4475	1816	40.58%
Provisional	4475	8	0.18%
Total	4475	2576	57.56%
09601			
Polling	3577	691	19.32%
Absentee	3577	15	0.42%
Early Vote	3577	1118	31.26%
Provisional	3577	3	0.08%
Total	3577	1827	51.08%
09602			
Polling	4305	825	19.16%
Absentee	4305	31	0.72%
Early Vote	4305	1433	33.29%
Provisional	4305	11	0.26%
Total	4305	2300	53.43%
ARL01			
Polling	5773	1153	19.97%
Absentee	5773	26	0.45%
Early Vote	5773	2318	40.15%
Provisional	5773	11	0.19%
Total	5773	3508	60.77%
ARL02			
Polling	2968	540	18.19%
Absentee	2968	14	0.47%
Early Vote	2968	1055	35.55%
Provisional	2968	5	0.17%

RETRIEVED FROM DEMOCRACYDOCKET.COM

Statement of Votes Cast
Shelby County, TN
State and Federal General Election _Municipal Elections
November 6, 2018
SOVC For Jurisdiction Wide, All Counters, All Races
Official Combined Results

	TURN OUT		
	Reg. Voters	Cards Cast	% Turnout
Total	2968	1614	54.38%
BAR03			
Polling	3245	604	18.61%
Absentee	3245	27	0.83%
Early Vote	3245	1372	42.28%
Provisional	3245	1	0.03%
Total	3245	2004	61.76%
BAR04			
Polling	4846	715	14.75%
Absentee	4846	26	0.54%
Early Vote	4846	1976	40.78%
Provisional	4846	8	0.17%
Total	4846	2725	56.23%
BAR05			
Polling	4505	1010	22.42%
Absentee	4505	39	0.87%
Early Vote	4505	1563	34.69%
Provisional	4505	9	0.20%
Total	4505	2621	58.18%
BAR06			
Polling	3558	730	20.52%
Absentee	3558	15	0.42%
Early Vote	3558	1179	33.14%
Provisional	3558	8	0.22%
Total	3558	1932	54.30%
BAR08			
Polling	5451	896	16.44%
Absentee	5451	34	0.62%
Early Vote	5451	2257	41.41%
Provisional	5451	8	0.15%
Total	5451	3195	58.61%
BAR09			
Polling	4396	820	18.65%
Absentee	4396	90	2.05%
Early Vote	4396	1655	37.65%
Provisional	4396	1	0.02%
Total	4396	2566	58.37%
BAR11			
Polling	2934	632	21.54%
Absentee	2934	63	2.15%
Early Vote	2934	1135	38.68%
Provisional	2934	4	0.14%
Total	2934	1834	62.51%
BAR13			
Polling	5318	967	18.18%
Absentee	5318	30	0.56%
Early Vote	5318	2029	38.15%
Provisional	5318	6	0.11%
Total	5318	3032	57.01%
BRU01			
Polling	2559	477	18.64%
Absentee	2559	22	0.86%
Early Vote	2559	1155	45.13%
Provisional	2559	9	0.35%
Total	2559	1663	64.99%
BRU02			
Polling	4845	978	20.19%
Absentee	4845	22	0.45%

RETRIEVED FROM DEMOCRACYDOCKET.COM

Statement of Votes Cast
Shelby County, TN
State and Federal General Election _Municipal Elections
November 6, 2018
SOVC For Jurisdiction Wide, All Counters, All Races
Official Combined Results

	TURN OUT		
	Reg. Voters	Cards Cast	% Turnout
Early Vote	4845	1891	39.03%
Provisional	4845	11	0.23%
Total	4845	2902	59.90%
COL01			
Polling	4889	942	19.27%
Absentee	4889	25	0.51%
Early Vote	4889	1952	39.93%
Provisional	4889	4	0.08%
Total	4889	2923	59.79%
COL02			
Polling	4775	862	18.05%
Absentee	4775	45	0.94%
Early Vote	4775	1827	38.26%
Provisional	4775	7	0.15%
Total	4775	2741	57.40%
COL03			
Polling	3987	604	15.15%
Absentee	3987	18	0.45%
Early Vote	3987	1723	43.22%
Provisional	3987	6	0.15%
Total	3987	2351	58.97%
COL04			
Polling	4335	697	16.08%
Absentee	4335	33	0.76%
Early Vote	4335	1990	45.91%
Provisional	4335	10	0.23%
Total	4335	2730	62.98%
COL05			
Polling	2502	545	21.78%
Absentee	2502	28	1.12%
Early Vote	2502	965	38.57%
Provisional	2502	2	0.08%
Total	2502	1540	61.55%
COL06			
Polling	3584	523	14.59%
Absentee	3584	48	1.34%
Early Vote	3584	1570	43.81%
Provisional	3584	3	0.08%
Total	3584	2144	59.82%
COL07			
Polling	3883	852	21.94%
Absentee	3883	32	0.82%
Early Vote	3883	1496	38.53%
Provisional	3883	9	0.23%
Total	3883	2389	61.52%
COL08			
Polling	2554	523	20.48%
Absentee	2554	32	1.25%
Early Vote	2554	992	38.84%
Provisional	2554	6	0.23%
Total	2554	1553	60.81%
COL09			
Polling	4063	608	14.96%
Absentee	4063	55	1.35%
Early Vote	4063	1754	43.17%
Provisional	4063	9	0.22%
Total	4063	2426	59.71%
COR03			

RETRIEVED FROM DEMOCRACYDOCKET.COM

Statement of Votes Cast
Shelby County, TN
State and Federal General Election _Municipal Elections
November 6, 2018
SOVC For Jurisdiction Wide, All Counters, All Races
Official Combined Results

	TURN OUT		
	Reg. Voters	Cards Cast	% Turnout
Polling	5214	961	18.43%
Absentee	5214	29	0.56%
Early Vote	5214	2136	40.97%
Provisional	5214	9	0.17%
Total	5214	3135	60.13%
COR04			
Polling	2147	282	13.13%
Absentee	2147	34	1.58%
Early Vote	2147	830	38.66%
Provisional	2147	4	0.19%
Total	2147	1150	53.56%
COR05			
Polling	3857	845	21.91%
Absentee	3857	13	0.34%
Early Vote	3857	1054	27.33%
Provisional	3857	11	0.29%
Total	3857	1923	49.86%
EAD00			
Polling	1852	513	27.70%
Absentee	1852	16	0.86%
Early Vote	1852	705	38.07%
Provisional	1852	2	0.11%
Total	1852	1236	66.74%
FOR01			
Polling	2976	495	16.63%
Absentee	2976	27	0.91%
Early Vote	2976	1086	36.49%
Provisional	2976	4	0.13%
Total	2976	1612	54.17%
FOR02			
Polling	1628	227	13.94%
Absentee	1628	24	1.47%
Early Vote	1628	598	36.73%
Provisional	1628	4	0.25%
Total	1628	853	52.40%
FOR03			
Polling	4129	823	19.93%
Absentee	4129	15	0.36%
Early Vote	4129	1429	34.61%
Provisional	4129	4	0.10%
Total	4129	2271	55.00%
GER02			
Polling	4575	769	16.81%
Absentee	4575	80	1.75%
Early Vote	4575	2082	45.51%
Provisional	4575	5	0.11%
Total	4575	2936	64.17%
GER03			
Polling	3688	743	20.15%
Absentee	3688	96	2.60%
Early Vote	3688	1457	39.51%
Provisional	3688	4	0.11%
Total	3688	2300	62.36%
GER04			
Polling	4840	962	19.88%
Absentee	4840	72	1.49%
Early Vote	4840	2254	46.57%
Provisional	4840	6	0.12%

RETRIEVED FROM DEMOCRACYDOCKET.COM

Statement of Votes Cast
Shelby County, TN
State and Federal General Election _Municipal Elections
November 6, 2018
SOVC For Jurisdiction Wide, All Counters, All Races
Official Combined Results

	TURN OUT		
	Reg. Voters	Cards Cast	% Turnout
Total	4840	3294	68.06%
GER05			
Polling	5127	1006	19.62%
Absentee	5127	72	1.40%
Early Vote	5127	2287	44.61%
Provisional	5127	5	0.10%
Total	5127	3370	65.73%
GER06			
Polling	2561	548	21.40%
Absentee	2561	43	1.68%
Early Vote	2561	1284	50.14%
Provisional	2561	2	0.08%
Total	2561	1877	73.29%
GER08			
Polling	2407	519	21.56%
Absentee	2407	28	1.16%
Early Vote	2407	1118	46.45%
Provisional	2407	2	0.08%
Total	2407	1667	69.26%
GER10			
Polling	3307	583	17.63%
Absentee	3307	92	2.78%
Early Vote	3307	1633	49.38%
Provisional	3307	8	0.24%
Total	3307	2316	70.03%
GER11			
Polling	4461	719	16.12%
Absentee	4461	57	1.28%
Early Vote	4461	2136	47.88%
Provisional	4461	8	0.18%
Total	4461	2920	65.46%
GER12			
Polling	1418	255	17.98%
Absentee	1418	21	1.48%
Early Vote	1418	714	50.35%
Provisional	1418	3	0.21%
Total	1418	993	70.03%
LAK01			
Polling	6222	870	13.98%
Absentee	6222	35	0.56%
Early Vote	6222	3167	50.90%
Provisional	6222	17	0.27%
Total	6222	4089	65.72%
LAK02			
Polling	2654	568	21.40%
Absentee	2654	17	0.64%
Early Vote	2654	846	31.88%
Provisional	2654	2	0.08%
Total	2654	1433	53.99%
LUC01			
Polling	1383	328	23.72%
Absentee	1383	8	0.58%
Early Vote	1383	495	35.79%
Provisional	1383	4	0.29%
Total	1383	835	60.38%
LUC03			
Polling	1687	287	17.01%
Absentee	1687	6	0.36%

RETRIEVED FROM DEMOCRACYDOCKET.COM

Statement of Votes Cast
Shelby County, TN
State and Federal General Election _Municipal Elections
November 6, 2018
SOVC For Jurisdiction Wide, All Counters, All Races
Official Combined Results

	TURN OUT		
	Reg. Voters	Cards Cast	% Turnout
Early Vote	1687	511	30.29%
Provisional	1687	2	0.12%
Total	1687	806	47.78%
MCC00			
Polling	2400	415	17.29%
Absentee	2400	6	0.25%
Early Vote	2400	612	25.50%
Provisional	2400	5	0.21%
Total	2400	1038	43.25%
MIL01			
Polling	4777	672	14.07%
Absentee	4777	30	0.63%
Early Vote	4777	1935	40.51%
Provisional	4777	3	0.06%
Total	4777	2640	55.26%
MIL02			
Polling	5270	640	12.14%
Absentee	5270	38	0.72%
Early Vote	5270	1806	34.27%
Provisional	5270	10	0.19%
Total	5270	2494	47.32%
MOR01			
Polling	5787	1018	17.59%
Absentee	5787	26	0.45%
Early Vote	5787	2001	34.58%
Provisional	5787	6	0.10%
Total	5787	3051	52.72%
MOR02			
Polling	2900	559	19.28%
Absentee	2900	20	0.69%
Early Vote	2900	1137	39.21%
Provisional	2900	4	0.14%
Total	2900	1720	59.31%
ROS05			
Polling	3979	740	18.60%
Absentee	3979	10	0.25%
Early Vote	3979	1513	38.02%
Provisional	3979	9	0.23%
Total	3979	2272	57.10%
ROS13			
Polling	5164	1101	21.32%
Absentee	5164	17	0.33%
Early Vote	5164	1559	30.19%
Provisional	5164	9	0.17%
Total	5164	2686	52.01%
ROS14			
Polling	3569	717	20.09%
Absentee	3569	8	0.22%
Early Vote	3569	1225	34.32%
Provisional	3569	4	0.11%
Total	3569	1954	54.75%
ROS15			
Polling	2985	627	21.01%
Absentee	2985	10	0.34%
Early Vote	2985	895	29.98%
Provisional	2985	7	0.23%
Total	2985	1539	51.56%
ROS16			

RETRIEVED FROM DEMOCRACYDOCKET.COM

Statement of Votes Cast
Shelby County, TN
State and Federal General Election _Municipal Elections
November 6, 2018
SOVC For Jurisdiction Wide, All Counters, All Races
Official Combined Results

	TURN OUT		
	Reg. Voters	Cards Cast	% Turnout
Polling	5136	1072	20.87%
Absentee	5136	15	0.29%
Early Vote	5136	1803	35.11%
Provisional	5136	22	0.43%
Total	5136	2912	56.70%
STE00			
Polling	4146	771	18.60%
Absentee	4146	24	0.58%
Early Vote	4146	1825	44.02%
Provisional	4146	6	0.14%
Total	4146	2626	63.34%
Total			
Polling	579034	102976	17.78%
Absentee	579034	4335	0.75%
Early Vote	579034	187501	32.38%
Provisional	579034	998	0.17%
Total	579034	295810	51.09%

RETRIEVED FROM DEMOCRACYDOCKET.COM

Statement of Votes Cast
Shelby County, TN
State and Federal General Election _Municipal Elections
November 6, 2018
SOVC For Jurisdiction Wide, All Counters, All Races
Official Combined Results

	GOVERNOR											
	Reg. Voters	Times Counted	Total Votes	Bill Lee		Karl Dean		Mark CoonRippy Brown	
Jurisdiction Wide									
00100									
Polling	6031	1083	1059	300	28.33%	713	67.33%	5	0.47%
Absentee	6031	56	56	14	25.00%	40	71.43%	0	0.00%
Early Vote	6031	1464	1448	314	21.69%	1100	75.97%	1	0.07%
Provisional	6031	33	29	7	24.14%	20	68.97%	0	0.00%
Total	6031	2636	2592	635	24.50%	1873	72.26%	6	0.23%
00200									
Polling	4995	881	877	242	27.59%	630	71.84%	0	0.00%
Absentee	4995	38	37	6	16.22%	31	83.78%	0	0.00%
Early Vote	4995	1596	1581	401	25.36%	1165	73.69%	4	0.25%
Provisional	4995	10	10	0	0.00%	10	100.00%	0	0.00%
Total	4995	2525	2505	649	25.91%	1836	73.29%	4	0.16%
01100									
Polling	2795	395	384	32	8.33%	331	86.20%	3	0.78%
Absentee	2795	10	9	1	11.11%	8	88.89%	0	0.00%
Early Vote	2795	500	479	40	8.35%	413	86.22%	0	0.00%
Provisional	2795	4	4	0	0.00%	3	75.00%	0	0.00%
Total	2795	909	876	73	8.33%	755	86.19%	3	0.34%
01200									
Polling	1046	175	171	15	8.77%	143	83.63%	1	0.58%
Absentee	1046	31	31	1	3.23%	30	96.77%	0	0.00%
Early Vote	1046	287	279	9	3.23%	255	91.40%	2	0.72%
Provisional	1046	1	1	0	0.00%	0	0.00%	0	0.00%
Total	1046	494	482	25	5.19%	428	88.80%	3	0.62%
01300									
Polling	2299	387	372	20	5.38%	328	88.17%	2	0.54%
Absentee	2299	5	5	0	0.00%	5	100.00%	0	0.00%
Early Vote	2299	346	327	7	2.14%	291	88.99%	1	0.31%
Provisional	2299	4	4	0	0.00%	3	75.00%	0	0.00%
Total	2299	742	708	27	3.81%	627	88.56%	3	0.42%
01601									
Polling	4161	1017	1013	299	29.52%	706	69.69%	1	0.10%
Absentee	4161	45	45	5	11.11%	39	86.67%	0	0.00%
Early Vote	4161	1641	1630	340	20.86%	1283	78.71%	0	0.00%
Provisional	4161	11	11	1	9.09%	10	90.91%	0	0.00%
Total	4161	2714	2699	645	23.90%	2038	75.51%	1	0.04%
01603									
Polling	3351	496	490	134	27.35%	341	69.59%	1	0.20%
Absentee	3351	29	28	5	17.86%	23	82.14%	0	0.00%
Early Vote	3351	1163	1139	231	20.28%	889	78.05%	2	0.18%
Provisional	3351	7	7	1	14.29%	5	71.43%	0	0.00%
Total	3351	1695	1664	371	22.30%	1258	75.60%	3	0.18%
01700									
Polling	2110	326	319	42	13.17%	271	84.95%	2	0.63%
Absentee	2110	42	40	7	17.50%	32	80.00%	0	0.00%
Early Vote	2110	624	610	94	15.41%	500	81.97%	4	0.66%
Provisional	2110	10	10	0	0.00%	10	100.00%	0	0.00%
Total	2110	1002	979	143	14.61%	813	83.04%	6	0.61%
02001									
Polling	3381	832	827	192	23.22%	625	75.57%	0	0.00%
Absentee	3381	45	44	8	18.18%	36	81.82%	0	0.00%
Early Vote	3381	1329	1320	237	17.95%	1077	81.59%	0	0.00%
Provisional	3381	7	7	0	0.00%	6	85.71%	0	0.00%
Total	3381	2213	2198	437	19.88%	1744	79.34%	0	0.00%
02003									
Polling	4480	701	689	56	8.13%	588	85.34%	2	0.29%
Absentee	4480	14	13	0	0.00%	13	100.00%	0	0.00%

RETRIEVED FROM DEMOCRACYDOCKET.COM

Statement of Votes Cast
Shelby County, TN
State and Federal General Election _Municipal Elections
November 6, 2018
SOVC For Jurisdiction Wide, All Counters, All Races
Official Combined Results

	GOVERNOR									
	Reg. Voters	Times Counted	Total Votes	Bill Lee		Karl Dean		Mark CoonRippy Brown	
Early Vote	4480	1028	981	57	5.81%	876	89.30%	5	0.51%
Provisional	4480	11	10	1	10.00%	8	80.00%	0	0.00%
Total	4480	1754	1693	114	6.73%	1485	87.71%	7	0.41%
02100									
Polling	3257	471	454	15	3.30%	415	91.41%	1	0.22%
Absentee	3257	13	12	1	8.33%	11	91.67%	0	0.00%
Early Vote	3257	714	680	27	3.97%	609	89.56%	1	0.15%
Provisional	3257	11	11	0	0.00%	10	90.91%	0	0.00%
Total	3257	1209	1157	43	3.72%	1045	90.32%	2	0.17%
02600									
Polling	2983	499	484	15	3.10%	436	90.08%	2	0.41%
Absentee	2983	10	10	0	0.00%	10	100.00%	0	0.00%
Early Vote	2983	638	609	26	4.27%	535	87.85%	4	0.66%
Provisional	2983	4	4	0	0.00%	3	75.00%	0	0.00%
Total	2983	1151	1107	41	3.70%	984	88.89%	6	0.54%
02800									
Polling	2142	445	442	125	28.28%	312	70.59%	0	0.00%
Absentee	2142	22	22	6	27.27%	16	72.73%	0	0.00%
Early Vote	2142	825	821	183	22.29%	628	76.49%	3	0.37%
Provisional	2142	2	2	0	0.00%	2	100.00%	0	0.00%
Total	2142	1294	1287	314	24.40%	958	74.44%	3	0.23%
03102									
Polling	2623	482	475	63	13.32%	387	81.82%	3	0.63%
Absentee	2623	15	15	2	13.33%	13	86.67%	0	0.00%
Early Vote	2623	870	859	81	9.43%	754	87.78%	4	0.47%
Provisional	2623	6	6	0	0.00%	6	100.00%	0	0.00%
Total	2623	1373	1353	146	10.79%	1160	85.74%	7	0.52%
03104									
Polling	3046	509	495	52	10.51%	417	84.24%	2	0.40%
Absentee	3046	19	18	0	0.00%	18	100.00%	0	0.00%
Early Vote	3046	1067	1041	71	6.82%	937	90.01%	4	0.38%
Provisional	3046	3	2	0	0.00%	2	100.00%	0	0.00%
Total	3046	1598	1556	123	7.90%	1374	88.30%	6	0.39%
03300									
Polling	1068	262	259	67	25.87%	177	68.34%	2	0.77%
Absentee	1068	4	4	1	25.00%	3	75.00%	0	0.00%
Early Vote	1068	267	265	54	20.38%	202	76.23%	0	0.00%
Provisional	1068	2	2	0	0.00%	1	50.00%	0	0.00%
Total	1068	535	530	122	23.02%	383	72.26%	2	0.38%
03402									
Polling	2175	335	322	8	2.48%	291	90.37%	0	0.00%
Absentee	2175	5	5	0	0.00%	5	100.00%	0	0.00%
Early Vote	2175	413	395	16	4.05%	353	89.37%	1	0.25%
Provisional	2175	2	2	0	0.00%	2	100.00%	0	0.00%
Total	2175	755	724	24	3.31%	651	89.92%	1	0.14%
03601									
Polling	2770	648	645	167	25.89%	467	72.40%	1	0.16%
Absentee	2770	40	40	8	20.00%	32	80.00%	0	0.00%
Early Vote	2770	953	947	148	15.63%	788	83.21%	3	0.32%
Provisional	2770	3	3	0	0.00%	3	100.00%	0	0.00%
Total	2770	1644	1635	323	19.76%	1290	78.90%	4	0.24%
03602									
Polling	2744	570	542	41	7.56%	469	86.53%	4	0.74%
Absentee	2744	12	12	1	8.33%	11	91.67%	0	0.00%
Early Vote	2744	804	772	51	6.61%	689	89.25%	3	0.39%
Provisional	2744	5	5	0	0.00%	5	100.00%	0	0.00%
Total	2744	1391	1331	93	6.99%	1174	88.20%	7	0.53%
03700									

RETRIEVED FROM DEMOCRACYDOCKET.COM

Statement of Votes Cast
Shelby County, TN
State and Federal General Election _Municipal Elections
November 6, 2018
SOVC For Jurisdiction Wide, All Counters, All Races
Official Combined Results

	GOVERNOR									
	Reg. Voters	Times Counted	Total Votes	Bill Lee		Karl Dean		Mark CoonRippy Brown	
Polling	3332	539	524	47	8.97%	429	81.87%	5	0.95%
Absentee	3332	9	9	0	0.00%	9	100.00%	0	0.00%
Early Vote	3332	509	493	38	7.71%	419	84.99%	3	0.61%
Provisional	3332	4	3	0	0.00%	3	100.00%	0	0.00%
Total	3332	1061	1029	85	8.26%	860	83.58%	8	0.78%
04103									
Polling	3283	555	537	24	4.47%	464	86.41%	3	0.56%
Absentee	3283	32	32	2	6.25%	29	90.63%	0	0.00%
Early Vote	3283	731	705	33	4.68%	634	89.93%	2	0.28%
Provisional	3283	3	3	0	0.00%	3	100.00%	0	0.00%
Total	3283	1321	1277	59	4.62%	1130	88.49%	5	0.39%
04201									
Polling	3247	593	566	21	3.71%	506	89.40%	5	0.88%
Absentee	3247	8	8	0	0.00%	8	100.00%	0	0.00%
Early Vote	3247	615	575	26	4.52%	518	90.09%	0	0.00%
Provisional	3247	3	3	0	0.00%	3	100.00%	0	0.00%
Total	3247	1219	1152	47	4.08%	1035	89.84%	5	0.43%
04401									
Polling	4099	785	783	439	56.07%	339	43.30%	0	0.00%
Absentee	4099	40	40	15	37.50%	25	62.50%	0	0.00%
Early Vote	4099	1594	1590	759	47.74%	821	51.64%	2	0.13%
Provisional	4099	1	1	0	0.00%	1	100.00%	0	0.00%
Total	4099	2420	2414	1213	50.25%	1186	49.13%	2	0.08%
04405									
Polling	2936	446	436	89	20.41%	326	74.77%	3	0.69%
Absentee	2936	59	58	34	58.62%	24	41.38%	0	0.00%
Early Vote	2936	900	888	292	32.88%	572	64.41%	3	0.34%
Provisional	2936	8	7	2	28.57%	4	57.14%	0	0.00%
Total	2936	1413	1389	417	30.02%	926	66.67%	6	0.43%
04502									
Polling	4339	727	697	41	5.88%	618	88.67%	0	0.00%
Absentee	4339	16	16	0	0.00%	16	100.00%	0	0.00%
Early Vote	4339	1074	1032	47	4.55%	930	90.12%	10	0.97%
Provisional	4339	10	10	0	0.00%	10	100.00%	0	0.00%
Total	4339	1827	1755	88	5.01%	1574	89.69%	10	0.57%
04504									
Polling	5409	1048	1037	366	35.29%	647	62.39%	1	0.10%
Absentee	5409	62	62	19	30.65%	43	69.35%	0	0.00%
Early Vote	5409	1988	1975	729	36.91%	1231	62.33%	0	0.00%
Provisional	5409	6	6	2	33.33%	4	66.67%	0	0.00%
Total	5409	3104	3080	1116	36.23%	1925	62.50%	1	0.03%
04602									
Polling	4361	793	787	344	43.71%	428	54.38%	2	0.25%
Absentee	4361	70	70	30	42.86%	39	55.71%	0	0.00%
Early Vote	4361	1393	1377	592	42.99%	770	55.92%	0	0.00%
Provisional	4361	15	15	6	40.00%	9	60.00%	0	0.00%
Total	4361	2271	2249	972	43.22%	1246	55.40%	2	0.09%
04700									
Polling	3847	663	610	17	2.79%	558	91.48%	7	1.15%
Absentee	3847	12	12	0	0.00%	12	100.00%	0	0.00%
Early Vote	3847	808	774	29	3.75%	695	89.79%	4	0.52%
Provisional	3847	3	2	0	0.00%	2	100.00%	0	0.00%
Total	3847	1486	1398	46	3.29%	1267	90.63%	11	0.79%
04900									
Polling	3576	640	609	24	3.94%	533	87.52%	5	0.82%
Absentee	3576	14	14	0	0.00%	13	92.86%	0	0.00%
Early Vote	3576	849	810	26	3.21%	731	90.25%	6	0.74%
Provisional	3576	3	3	0	0.00%	2	66.67%	0	0.00%

RETRIEVED FROM DEMOCRACYDOCKET.COM

Statement of Votes Cast
Shelby County, TN
State and Federal General Election _Municipal Elections
November 6, 2018
SOVC For Jurisdiction Wide, All Counters, All Races
Official Combined Results

	GOVERNOR									
	Reg. Voters	Times Counted	Total Votes	Bill Lee		Karl Dean		Mark CoonRippy Brown	
Total	3576	1506	1436	50	3.48%	1279	89.07%	11	0.77%
05001									
Polling	1439	235	222	8	3.60%	194	87.39%	2	0.90%
Absentee	1439	2	2	0	0.00%	1	50.00%	0	0.00%
Early Vote	1439	388	370	11	2.97%	339	91.62%	2	0.54%
Provisional	1439	3	3	0	0.00%	3	100.00%	0	0.00%
Total	1439	628	597	19	3.18%	537	89.95%	4	0.67%
05002									
Polling	2779	363	346	6	1.73%	319	92.20%	3	0.87%
Absentee	2779	8	8	0	0.00%	8	100.00%	0	0.00%
Early Vote	2779	658	621	28	4.51%	558	89.86%	1	0.16%
Provisional	2779	7	7	1	14.29%	6	85.71%	0	0.00%
Total	2779	1036	982	35	3.56%	891	90.73%	4	0.41%
05201									
Polling	1864	352	341	10	2.93%	313	91.79%	2	0.59%
Absentee	1864	11	11	0	0.00%	11	100.00%	0	0.00%
Early Vote	1864	424	406	23	5.67%	362	89.16%	1	0.25%
Provisional	1864	3	3	0	0.00%	3	100.00%	0	0.00%
Total	1864	790	761	33	4.34%	689	90.54%	3	0.39%
05301									
Polling	3486	671	653	249	38.13%	363	55.59%	3	0.46%
Absentee	3486	12	12	7	58.33%	5	41.67%	0	0.00%
Early Vote	3486	632	624	249	39.90%	355	56.89%	2	0.32%
Provisional	3486	1	1	1	100.00%	0	0.00%	0	0.00%
Total	3486	1316	1290	506	39.22%	723	56.05%	5	0.39%
05400									
Polling	4737	862	851	382	44.89%	435	51.12%	5	0.59%
Absentee	4737	28	27	14	51.85%	13	48.15%	0	0.00%
Early Vote	4737	1247	1225	642	52.41%	562	45.88%	2	0.16%
Provisional	4737	4	4	0	0.00%	4	100.00%	0	0.00%
Total	4737	2141	2107	1038	49.26%	1014	48.13%	7	0.33%
05502									
Polling	3391	736	732	457	62.43%	270	36.89%	0	0.00%
Absentee	3391	55	55	17	30.91%	38	69.09%	0	0.00%
Early Vote	3391	1619	1612	950	58.93%	656	40.69%	0	0.00%
Provisional	3391	3	3	0	0.00%	3	100.00%	0	0.00%
Total	3391	2413	2402	1424	59.28%	967	40.26%	0	0.00%
05700									
Polling	4632	780	773	510	65.98%	256	33.12%	0	0.00%
Absentee	4632	73	73	28	38.36%	45	61.64%	0	0.00%
Early Vote	4632	2453	2439	1535	62.94%	894	36.65%	1	0.04%
Provisional	4632	2	2	1	50.00%	1	50.00%	0	0.00%
Total	4632	3308	3287	2074	63.10%	1196	36.39%	1	0.03%
05801									
Polling	2977	652	642	96	14.95%	508	79.13%	3	0.47%
Absentee	2977	8	8	2	25.00%	6	75.00%	0	0.00%
Early Vote	2977	669	644	105	16.30%	521	80.90%	4	0.62%
Provisional	2977	9	9	0	0.00%	8	88.89%	0	0.00%
Total	2977	1338	1303	203	15.58%	1043	80.05%	7	0.54%
05804									
Polling	3820	630	613	102	16.64%	480	78.30%	0	0.00%
Absentee	3820	11	11	2	18.18%	9	81.82%	0	0.00%
Early Vote	3820	691	666	143	21.47%	488	73.27%	4	0.60%
Provisional	3820	11	11	2	18.18%	9	81.82%	0	0.00%
Total	3820	1343	1301	249	19.14%	986	75.79%	4	0.31%
05905									
Polling	3913	791	765	38	4.97%	664	86.80%	5	0.65%
Absentee	3913	10	10	1	10.00%	9	90.00%	0	0.00%

RETRIEVED FROM DEMOCRACYDOCKET.COM

Statement of Votes Cast
Shelby County, TN
State and Federal General Election _Municipal Elections
November 6, 2018
SOVC For Jurisdiction Wide, All Counters, All Races
Official Combined Results

	GOVERNOR									
	Reg. Voters	Times Counted	Total Votes	Bill Lee		Karl Dean		Mark CoonRippy Brown	
Early Vote	3913	892	854	37	4.33%	764	89.46%	6	0.70%
Provisional	3913	3	3	0	0.00%	3	100.00%	0	0.00%
Total	3913	1696	1632	76	4.66%	1440	88.24%	11	0.67%
06003									
Polling	2379	492	477	20	4.19%	430	90.15%	5	1.05%
Absentee	2379	14	12	1	8.33%	11	91.67%	0	0.00%
Early Vote	2379	624	593	29	4.89%	531	89.54%	4	0.67%
Provisional	2379	4	4	0	0.00%	4	100.00%	0	0.00%
Total	2379	1134	1086	50	4.60%	976	89.87%	9	0.83%
06005									
Polling	1722	307	298	12	4.03%	268	89.93%	2	0.67%
Absentee	1722	2	2	1	50.00%	1	50.00%	0	0.00%
Early Vote	1722	341	323	13	4.02%	291	90.09%	1	0.31%
Provisional	1722	1	1	0	0.00%	1	100.00%	0	0.00%
Total	1722	651	624	26	4.17%	561	89.90%	3	0.48%
06006									
Polling	2206	410	398	23	5.78%	360	90.45%	1	0.25%
Absentee	2206	15	15	4	26.67%	11	73.33%	0	0.00%
Early Vote	2206	451	440	28	6.36%	393	89.32%	3	0.68%
Provisional	2206	2	2	0	0.00%	1	50.00%	1	50.00%
Total	2206	878	855	55	6.43%	765	89.47%	5	0.58%
06007									
Polling	4382	854	828	48	5.80%	720	86.96%	1	0.12%
Absentee	4382	10	10	0	0.00%	9	90.00%	0	0.00%
Early Vote	4382	1074	1040	58	5.58%	928	89.23%	6	0.58%
Provisional	4382	8	8	0	0.00%	7	87.50%	0	0.00%
Total	4382	1946	1886	106	5.62%	1664	88.23%	7	0.37%
06009									
Polling	2713	443	423	12	2.84%	385	91.02%	2	0.47%
Absentee	2713	8	8	1	12.50%	7	87.50%	0	0.00%
Early Vote	2713	541	509	25	4.91%	453	89.00%	4	0.79%
Provisional	2713	2	2	0	0.00%	2	100.00%	0	0.00%
Total	2713	994	942	38	4.03%	847	89.92%	6	0.64%
06100									
Polling	2252	439	425	14	3.29%	389	91.53%	1	0.24%
Absentee	2252	7	7	0	0.00%	6	85.71%	0	0.00%
Early Vote	2252	404	383	13	3.39%	350	91.38%	0	0.00%
Provisional	2252	0	0	0	-	0	-	0	-
Total	2252	850	815	27	3.31%	745	91.41%	1	0.12%
06200									
Polling	2237	343	336	127	37.80%	187	55.65%	2	0.60%
Absentee	2237	9	8	7	87.50%	1	12.50%	0	0.00%
Early Vote	2237	344	337	160	47.48%	162	48.07%	3	0.89%
Provisional	2237	4	4	1	25.00%	3	75.00%	0	0.00%
Total	2237	700	685	295	43.07%	353	51.53%	5	0.73%
06400									
Polling	3341	702	695	421	60.58%	270	38.85%	1	0.14%
Absentee	3341	49	49	20	40.82%	28	57.14%	0	0.00%
Early Vote	3341	1458	1452	778	53.58%	667	45.94%	1	0.07%
Provisional	3341	6	6	2	33.33%	4	66.67%	0	0.00%
Total	3341	2215	2202	1221	55.45%	969	44.01%	2	0.09%
06600									
Polling	4230	791	778	320	41.13%	431	55.40%	3	0.39%
Absentee	4230	20	20	13	65.00%	7	35.00%	0	0.00%
Early Vote	4230	1337	1326	555	41.86%	736	55.51%	2	0.15%
Provisional	4230	6	6	0	0.00%	5	83.33%	0	0.00%
Total	4230	2154	2130	888	41.69%	1179	55.35%	5	0.23%
06701									

RETRIEVED FROM DEMOCRACYDOCKET.COM

Statement of Votes Cast
Shelby County, TN
State and Federal General Election _Municipal Elections
November 6, 2018
SOVC For Jurisdiction Wide, All Counters, All Races
Official Combined Results

	GOVERNOR									
	Reg. Voters	Times Counted	Total Votes	Bill Lee		Karl Dean		Mark CoonRippy Brown	
Polling	3458	757	749	408	54.47%	321	42.86%	3	0.40%
Absentee	3458	19	19	8	42.11%	11	57.89%	0	0.00%
Early Vote	3458	1227	1217	595	48.89%	610	50.12%	1	0.08%
Provisional	3458	9	9	5	55.56%	3	33.33%	1	11.11%
Total	3458	2012	1994	1016	50.95%	945	47.39%	5	0.25%
06703									
Polling	2151	494	488	322	65.98%	162	33.20%	1	0.20%
Absentee	2151	15	15	7	46.67%	8	53.33%	0	0.00%
Early Vote	2151	910	904	508	56.19%	386	42.70%	2	0.22%
Provisional	2151	7	7	1	14.29%	5	71.43%	0	0.00%
Total	2151	1426	1414	838	59.26%	561	39.67%	3	0.21%
06801									
Polling	2423	596	596	319	53.52%	267	44.80%	0	0.00%
Absentee	2423	62	60	25	41.67%	34	56.67%	0	0.00%
Early Vote	2423	896	892	434	48.65%	454	50.90%	0	0.00%
Provisional	2423	3	3	2	66.67%	1	33.33%	0	0.00%
Total	2423	1557	1551	780	50.29%	756	48.74%	0	0.00%
06803									
Polling	3294	644	640	422	65.94%	211	32.97%	1	0.16%
Absentee	3294	60	59	31	52.54%	27	45.76%	0	0.00%
Early Vote	3294	1431	1419	799	56.31%	615	43.34%	1	0.07%
Provisional	3294	13	13	7	53.85%	6	46.15%	0	0.00%
Total	3294	2148	2131	1259	59.08%	859	40.31%	2	0.09%
06902									
Polling	2026	311	300	68	22.67%	216	72.00%	0	0.00%
Absentee	2026	5	5	3	60.00%	2	40.00%	0	0.00%
Early Vote	2026	276	266	53	19.92%	205	77.07%	2	0.75%
Provisional	2026	10	10	0	0.00%	9	90.00%	0	0.00%
Total	2026	602	581	124	21.34%	432	74.35%	2	0.34%
07001									
Polling	3295	479	459	40	8.71%	390	84.97%	1	0.22%
Absentee	3295	8	8	3	37.50%	5	62.50%	0	0.00%
Early Vote	3295	673	644	86	13.35%	529	82.14%	2	0.31%
Provisional	3295	1	1	0	0.00%	1	100.00%	0	0.00%
Total	3295	1161	1112	129	11.60%	925	83.18%	3	0.27%
07002									
Polling	3266	464	444	49	11.04%	358	80.63%	0	0.00%
Absentee	3266	11	11	6	54.55%	5	45.45%	0	0.00%
Early Vote	3266	536	516	49	9.50%	433	83.91%	4	0.78%
Provisional	3266	1	1	0	0.00%	0	0.00%	0	0.00%
Total	3266	1012	972	104	10.70%	796	81.89%	4	0.41%
07104									
Polling	5301	770	728	40	5.49%	647	88.87%	4	0.55%
Absentee	5301	7	7	2	28.57%	5	71.43%	0	0.00%
Early Vote	5301	1242	1184	79	6.67%	1037	87.58%	6	0.51%
Provisional	5301	8	7	0	0.00%	7	100.00%	0	0.00%
Total	5301	2027	1926	121	6.28%	1696	88.06%	10	0.52%
07203									
Polling	3883	636	612	36	5.88%	526	85.95%	2	0.33%
Absentee	3883	6	6	2	33.33%	4	66.67%	0	0.00%
Early Vote	3883	910	885	90	10.17%	754	85.20%	3	0.34%
Provisional	3883	5	5	1	20.00%	4	80.00%	0	0.00%
Total	3883	1557	1508	129	8.55%	1288	85.41%	5	0.33%
07207									
Polling	3141	520	506	53	10.47%	423	83.60%	2	0.40%
Absentee	3141	12	12	2	16.67%	10	83.33%	0	0.00%
Early Vote	3141	960	929	119	12.81%	781	84.07%	1	0.11%
Provisional	3141	6	6	1	16.67%	5	83.33%	0	0.00%

RETRIEVED FROM DEMOCRACYDOCKET.COM

Statement of Votes Cast
Shelby County, TN
State and Federal General Election _Municipal Elections
November 6, 2018
SOVC For Jurisdiction Wide, All Counters, All Races
Official Combined Results

	GOVERNOR								
	Reg. Voters	Times Counted	Total Votes	Bill Lee		Karl Dean		Mark CoonRippy Brown	
Total	3141	1498	1453	175	12.04%	1219	83.90%	3	0.21%
07301									
Polling	2301	281	271	26	9.59%	222	81.92%	3	1.11%
Absentee	2301	20	20	4	20.00%	15	75.00%	1	5.00%
Early Vote	2301	345	337	25	7.42%	291	86.35%	1	0.30%
Provisional	2301	2	2	0	0.00%	1	50.00%	0	0.00%
Total	2301	648	630	55	8.73%	529	83.97%	5	0.79%
07303									
Polling	3684	585	561	37	6.60%	495	88.24%	4	0.71%
Absentee	3684	7	6	2	33.33%	4	66.67%	0	0.00%
Early Vote	3684	817	794	69	8.69%	681	85.77%	0	0.00%
Provisional	3684	8	7	0	0.00%	6	85.71%	0	0.00%
Total	3684	1417	1368	108	7.89%	1186	86.70%	4	0.29%
07401									
Polling	4325	648	635	59	9.29%	538	84.72%	5	0.79%
Absentee	4325	10	10	2	20.00%	8	80.00%	0	0.00%
Early Vote	4325	1097	1066	113	10.60%	917	86.02%	3	0.28%
Provisional	4325	1	1	0	0.00%	1	100.00%	0	0.00%
Total	4325	1756	1712	174	10.16%	1464	85.51%	8	0.47%
07402									
Polling	3977	594	575	39	6.78%	501	87.13%	6	1.04%
Absentee	3977	13	13	1	7.69%	12	92.31%	0	0.00%
Early Vote	3977	1179	1156	99	8.56%	1024	88.58%	2	0.17%
Provisional	3977	8	8	0	0.00%	7	87.50%	0	0.00%
Total	3977	1794	1752	139	7.93%	1544	88.13%	8	0.46%
07405									
Polling	2970	506	495	75	15.15%	381	76.97%	2	0.40%
Absentee	2970	9	9	5	55.56%	4	44.44%	0	0.00%
Early Vote	2970	828	802	117	14.59%	647	80.67%	3	0.37%
Provisional	2970	5	4	1	25.00%	2	50.00%	0	0.00%
Total	2970	1348	1310	198	15.11%	1034	78.93%	5	0.38%
07409									
Polling	2968	484	470	30	6.38%	410	87.23%	1	0.21%
Absentee	2968	3	3	0	0.00%	3	100.00%	0	0.00%
Early Vote	2968	612	591	44	7.45%	519	87.82%	0	0.00%
Provisional	2968	8	8	0	0.00%	8	100.00%	0	0.00%
Total	2968	1107	1072	74	6.90%	940	87.69%	1	0.09%
07501									
Polling	2511	358	327	12	3.67%	298	91.13%	0	0.00%
Absentee	2511	11	9	0	0.00%	9	100.00%	0	0.00%
Early Vote	2511	688	648	35	5.40%	574	88.58%	3	0.46%
Provisional	2511	2	2	0	0.00%	2	100.00%	0	0.00%
Total	2511	1059	986	47	4.77%	883	89.55%	3	0.30%
07506									
Polling	4668	781	754	22	2.92%	669	88.73%	8	1.06%
Absentee	4668	10	10	0	0.00%	10	100.00%	0	0.00%
Early Vote	4668	1387	1309	34	2.60%	1172	89.53%	12	0.92%
Provisional	4668	6	6	0	0.00%	6	100.00%	0	0.00%
Total	4668	2184	2079	56	2.69%	1857	89.32%	20	0.96%
07507									
Polling	4265	648	622	13	2.09%	560	90.03%	3	0.48%
Absentee	4265	17	16	0	0.00%	16	100.00%	0	0.00%
Early Vote	4265	1107	1037	33	3.18%	925	89.20%	7	0.68%
Provisional	4265	0	0	0	-	0	-	0	-
Total	4265	1772	1675	46	2.75%	1501	89.61%	10	0.60%
07511									
Polling	3998	682	642	22	3.43%	566	88.16%	2	0.31%
Absentee	3998	21	20	1	5.00%	19	95.00%	0	0.00%

RETRIEVED FROM DEMOCRACYDOCKET.COM

Statement of Votes Cast
Shelby County, TN
State and Federal General Election _Municipal Elections
November 6, 2018
SOVC For Jurisdiction Wide, All Counters, All Races
Official Combined Results

	GOVERNOR									
	Reg. Voters	Times Counted	Total Votes	Bill Lee		Karl Dean		Mark CoonRippy Brown	
Early Vote	3998	1405	1352	42	3.11%	1246	92.16%	3	0.22%
Provisional	3998	5	5	0	0.00%	5	100.00%	0	0.00%
Total	3998	2113	2019	65	3.22%	1836	90.94%	5	0.25%
07604									
Polling	2705	474	464	27	5.82%	414	89.22%	1	0.22%
Absentee	2705	12	12	0	0.00%	12	100.00%	0	0.00%
Early Vote	2705	950	897	25	2.79%	837	93.31%	4	0.45%
Provisional	2705	3	2	0	0.00%	2	100.00%	0	0.00%
Total	2705	1439	1375	52	3.78%	1265	92.00%	5	0.36%
07605									
Polling	2560	351	344	10	2.91%	311	90.41%	2	0.58%
Absentee	2560	6	6	0	0.00%	6	100.00%	0	0.00%
Early Vote	2560	753	712	17	2.39%	650	91.29%	2	0.28%
Provisional	2560	7	7	0	0.00%	7	100.00%	0	0.00%
Total	2560	1117	1069	27	2.53%	974	91.11%	4	0.37%
07606									
Polling	3910	620	582	24	4.12%	522	89.69%	3	0.52%
Absentee	3910	17	17	4	23.53%	13	76.47%	0	0.00%
Early Vote	3910	1191	1138	34	2.99%	1048	92.09%	6	0.53%
Provisional	3910	2	2	0	0.00%	2	100.00%	0	0.00%
Total	3910	1830	1739	62	3.57%	1585	91.14%	9	0.52%
07701									
Polling	3935	576	559	24	4.29%	509	91.06%	0	0.00%
Absentee	3935	17	17	2	11.76%	15	88.24%	0	0.00%
Early Vote	3935	1434	1374	50	3.64%	1267	92.21%	5	0.36%
Provisional	3935	2	2	0	0.00%	1	50.00%	0	0.00%
Total	3935	2029	1952	76	3.89%	1792	91.80%	5	0.26%
07703									
Polling	3193	432	415	30	7.23%	360	86.75%	4	0.96%
Absentee	3193	23	22	4	18.18%	16	72.73%	1	4.55%
Early Vote	3193	996	963	34	3.53%	872	90.55%	5	0.52%
Provisional	3193	3	3	0	0.00%	3	100.00%	0	0.00%
Total	3193	1454	1403	68	4.85%	1251	89.17%	10	0.71%
07803									
Polling	4069	488	473	16	3.38%	430	90.91%	3	0.63%
Absentee	4069	15	15	3	20.00%	12	80.00%	0	0.00%
Early Vote	4069	1090	1060	42	3.96%	968	91.32%	4	0.38%
Provisional	4069	7	6	0	0.00%	6	100.00%	0	0.00%
Total	4069	1600	1554	61	3.93%	1416	91.12%	7	0.45%
07901									
Polling	5290	683	658	23	3.50%	596	90.58%	1	0.15%
Absentee	5290	82	81	6	7.41%	74	91.36%	0	0.00%
Early Vote	5290	1296	1247	66	5.29%	1112	89.17%	7	0.56%
Provisional	5290	13	12	1	8.33%	9	75.00%	0	0.00%
Total	5290	2074	1998	96	4.80%	1791	89.64%	8	0.40%
07902									
Polling	3020	524	508	27	5.31%	458	90.16%	8	1.57%
Absentee	3020	15	14	3	21.43%	10	71.43%	0	0.00%
Early Vote	3020	1114	1083	38	3.51%	1001	92.43%	2	0.18%
Provisional	3020	5	5	0	0.00%	5	100.00%	0	0.00%
Total	3020	1658	1610	68	4.22%	1474	91.55%	10	0.62%
07903									
Polling	3891	718	687	45	6.55%	613	89.23%	1	0.15%
Absentee	3891	11	10	1	10.00%	9	90.00%	0	0.00%
Early Vote	3891	1128	1086	46	4.24%	991	91.25%	5	0.46%
Provisional	3891	2	2	0	0.00%	2	100.00%	0	0.00%
Total	3891	1859	1785	92	5.15%	1615	90.48%	6	0.34%
07907									

RETRIEVED FROM DEMOCRACYDOCKET.COM

Statement of Votes Cast
Shelby County, TN
State and Federal General Election _Municipal Elections
November 6, 2018
SOVC For Jurisdiction Wide, All Counters, All Races
Official Combined Results

	GOVERNOR									
	Reg. Voters	Times Counted	Total Votes	Bill Lee		Karl Dean		Mark CoonRippy Brown	
Polling	2602	394	389	18	4.63%	351	90.23%	1	0.26%
Absentee	2602	5	5	0	0.00%	5	100.00%	0	0.00%
Early Vote	2602	793	765	32	4.18%	699	91.37%	2	0.26%
Provisional	2602	2	2	0	0.00%	2	100.00%	0	0.00%
Total	2602	1194	1161	50	4.31%	1057	91.04%	3	0.26%
08002									
Polling	3892	684	681	388	56.98%	286	42.00%	0	0.00%
Absentee	3892	98	97	45	46.39%	51	52.58%	0	0.00%
Early Vote	3892	1594	1579	806	51.04%	757	47.94%	2	0.13%
Provisional	3892	20	20	10	50.00%	10	50.00%	0	0.00%
Total	3892	2396	2377	1249	52.55%	1104	46.45%	2	0.08%
08101									
Polling	3654	633	630	356	56.51%	265	42.06%	1	0.16%
Absentee	3654	65	64	33	51.56%	30	46.88%	0	0.00%
Early Vote	3654	1420	1409	819	58.13%	576	40.88%	0	0.00%
Provisional	3654	4	4	0	0.00%	4	100.00%	0	0.00%
Total	3654	2122	2107	1208	57.33%	875	41.53%	1	0.05%
08103									
Polling	3243	634	627	392	62.52%	226	36.04%	2	0.32%
Absentee	3243	50	50	26	52.00%	24	48.00%	0	0.00%
Early Vote	3243	1460	1450	837	57.72%	601	41.45%	2	0.14%
Provisional	3243	1	1	1	100.00%	0	0.00%	0	0.00%
Total	3243	2145	2128	1256	59.02%	851	39.99%	4	0.19%
08105									
Polling	2960	566	553	131	23.69%	405	73.24%	2	0.36%
Absentee	2960	53	51	16	31.37%	35	68.63%	0	0.00%
Early Vote	2960	958	945	181	19.15%	740	78.31%	2	0.21%
Provisional	2960	6	6	1	16.67%	5	83.33%	0	0.00%
Total	2960	1583	1555	329	21.16%	1185	76.21%	4	0.26%
08107									
Polling	5186	1051	1038	375	36.13%	630	60.69%	2	0.19%
Absentee	5186	50	48	15	31.25%	32	66.67%	0	0.00%
Early Vote	5186	1555	1538	515	33.49%	997	64.82%	3	0.20%
Provisional	5186	3	3	0	0.00%	3	100.00%	0	0.00%
Total	5186	2659	2627	905	34.45%	1662	63.27%	5	0.19%
08202									
Polling	1064	224	217	28	12.90%	175	80.65%	0	0.00%
Absentee	1064	3	3	0	0.00%	3	100.00%	0	0.00%
Early Vote	1064	310	299	17	5.69%	264	88.29%	2	0.67%
Provisional	1064	5	5	0	0.00%	5	100.00%	0	0.00%
Total	1064	542	524	45	8.59%	447	85.31%	2	0.38%
08300									
Polling	1501	227	218	22	10.09%	181	83.03%	1	0.46%
Absentee	1501	2	2	0	0.00%	2	100.00%	0	0.00%
Early Vote	1501	290	273	28	10.26%	230	84.25%	3	1.10%
Provisional	1501	0	0	0	-	0	-	0	-
Total	1501	519	493	50	10.14%	413	83.77%	4	0.81%
08402									
Polling	1062	191	185	13	7.03%	157	84.86%	0	0.00%
Absentee	1062	2	2	0	0.00%	2	100.00%	0	0.00%
Early Vote	1062	317	304	16	5.26%	276	90.79%	0	0.00%
Provisional	1062	3	3	1	33.33%	2	66.67%	0	0.00%
Total	1062	513	494	30	6.07%	437	88.46%	0	0.00%
08600									
Polling	4282	629	596	70	11.74%	498	83.56%	1	0.17%
Absentee	4282	26	25	6	24.00%	19	76.00%	0	0.00%
Early Vote	4282	1342	1299	185	14.24%	1065	81.99%	1	0.08%
Provisional	4282	5	5	1	20.00%	4	80.00%	0	0.00%

RETRIEVED FROM DEMOCRACYDOCKET.COM

Statement of Votes Cast
Shelby County, TN
State and Federal General Election _Municipal Elections
November 6, 2018
SOVC For Jurisdiction Wide, All Counters, All Races
Official Combined Results

	GOVERNOR								
	Reg. Voters	Times Counted	Total Votes	Bill Lee		Karl Dean		Mark CoonRippy Brown	
Total	4282	2002	1925	262	13.61%	1586	82.39%	2	0.10%
08702									
Polling	2964	481	471	44	9.34%	406	86.20%	0	0.00%
Absentee	2964	6	6	0	0.00%	6	100.00%	0	0.00%
Early Vote	2964	902	876	70	7.99%	777	88.70%	2	0.23%
Provisional	2964	8	8	1	12.50%	6	75.00%	0	0.00%
Total	2964	1397	1361	115	8.45%	1195	87.80%	2	0.15%
08703									
Polling	4747	836	827	169	20.44%	615	74.37%	6	0.73%
Absentee	4747	17	16	5	31.25%	11	68.75%	0	0.00%
Early Vote	4747	1533	1498	341	22.76%	1110	74.10%	4	0.27%
Provisional	4747	8	8	0	0.00%	6	75.00%	1	12.50%
Total	4747	2394	2349	515	21.92%	1742	74.16%	11	0.47%
08704									
Polling	3205	500	495	121	24.44%	353	71.31%	1	0.20%
Absentee	3205	13	13	9	69.23%	4	30.77%	0	0.00%
Early Vote	3205	1094	1079	336	31.14%	711	65.89%	6	0.56%
Provisional	3205	14	13	5	38.46%	8	61.54%	0	0.00%
Total	3205	1621	1600	471	29.44%	1076	67.25%	7	0.44%
08802									
Polling	1798	393	384	82	21.35%	292	76.04%	0	0.00%
Absentee	1798	13	13	3	23.08%	9	69.23%	0	0.00%
Early Vote	1798	559	552	112	20.29%	429	77.72%	0	0.00%
Provisional	1798	1	1	0	0.00%	1	100.00%	0	0.00%
Total	1798	966	950	197	20.74%	731	76.95%	0	0.00%
08803									
Polling	4812	710	692	127	18.35%	521	75.29%	5	0.72%
Absentee	4812	19	19	12	63.16%	7	36.84%	0	0.00%
Early Vote	4812	844	823	166	20.17%	626	76.06%	2	0.24%
Provisional	4812	6	6	0	0.00%	6	100.00%	0	0.00%
Total	4812	1579	1540	305	19.81%	1160	75.32%	7	0.45%
08804									
Polling	2353	367	348	52	14.94%	268	77.01%	4	1.15%
Absentee	2353	6	6	4	66.67%	2	33.33%	0	0.00%
Early Vote	2353	463	442	53	11.99%	364	82.35%	2	0.45%
Provisional	2353	3	3	0	0.00%	3	100.00%	0	0.00%
Total	2353	839	799	109	13.64%	637	79.72%	6	0.75%
08901									
Polling	2588	449	442	188	42.53%	236	53.39%	0	0.00%
Absentee	2588	14	14	7	50.00%	7	50.00%	0	0.00%
Early Vote	2588	555	547	205	37.48%	324	59.23%	1	0.18%
Provisional	2588	16	15	2	13.33%	11	73.33%	0	0.00%
Total	2588	1034	1018	402	39.49%	578	56.78%	1	0.10%
08902									
Polling	3379	760	752	250	33.24%	467	62.10%	2	0.27%
Absentee	3379	10	10	3	30.00%	7	70.00%	0	0.00%
Early Vote	3379	654	644	203	31.52%	414	64.29%	5	0.78%
Provisional	3379	16	16	3	18.75%	12	75.00%	0	0.00%
Total	3379	1440	1422	459	32.28%	900	63.29%	7	0.49%
09002									
Polling	4404	676	648	68	10.49%	524	80.86%	4	0.62%
Absentee	4404	11	11	7	63.64%	4	36.36%	0	0.00%
Early Vote	4404	905	879	89	10.13%	745	84.76%	2	0.23%
Provisional	4404	8	8	1	12.50%	7	87.50%	0	0.00%
Total	4404	1600	1546	165	10.67%	1280	82.79%	6	0.39%
09003									
Polling	3314	565	542	40	7.38%	470	86.72%	4	0.74%
Absentee	3314	12	12	6	50.00%	6	50.00%	0	0.00%

RETRIEVED FROM DEMOCRACYDOCKET.COM

Statement of Votes Cast
Shelby County, TN
State and Federal General Election _Municipal Elections
November 6, 2018
SOVC For Jurisdiction Wide, All Counters, All Races
Official Combined Results

	GOVERNOR									
	Reg. Voters	Times Counted	Total Votes	Bill Lee		Karl Dean		Mark CoonRippy Brown	
Early Vote	3314	904	876	109	12.44%	732	83.56%	0	0.00%
Provisional	3314	1	1	0	0.00%	1	100.00%	0	0.00%
Total	3314	1482	1431	155	10.83%	1209	84.49%	4	0.28%
09101									
Polling	5085	825	811	359	44.27%	417	51.42%	2	0.25%
Absentee	5085	66	65	25	38.46%	39	60.00%	0	0.00%
Early Vote	5085	1787	1767	791	44.77%	956	54.10%	3	0.17%
Provisional	5085	16	16	4	25.00%	12	75.00%	0	0.00%
Total	5085	2694	2659	1179	44.34%	1424	53.55%	5	0.19%
09102									
Polling	4410	754	747	332	44.44%	393	52.61%	2	0.27%
Absentee	4410	65	63	37	58.73%	26	41.27%	0	0.00%
Early Vote	4410	1573	1565	643	41.09%	903	57.70%	3	0.19%
Provisional	4410	7	6	2	33.33%	4	66.67%	0	0.00%
Total	4410	2399	2381	1014	42.59%	1326	55.69%	5	0.21%
09104									
Polling	4450	848	841	424	50.42%	401	47.68%	1	0.12%
Absentee	4450	26	26	7	26.92%	19	73.08%	0	0.00%
Early Vote	4450	1635	1630	836	51.29%	766	46.99%	0	0.00%
Provisional	4450	8	7	1	14.29%	6	85.71%	0	0.00%
Total	4450	2517	2504	1268	50.64%	1192	47.60%	1	0.04%
09201									
Polling	1634	273	269	22	8.18%	232	86.25%	2	0.74%
Absentee	1634	1	1	0	0.00%	1	100.00%	0	0.00%
Early Vote	1634	368	353	19	5.38%	322	91.22%	2	0.57%
Provisional	1634	4	3	0	0.00%	2	66.67%	0	0.00%
Total	1634	646	626	41	6.55%	557	88.98%	4	0.64%
09301									
Polling	3545	563	556	44	7.91%	493	88.67%	1	0.18%
Absentee	3545	2	2	0	0.00%	2	100.00%	0	0.00%
Early Vote	3545	675	652	38	5.83%	588	90.18%	1	0.15%
Provisional	3545	3	3	0	0.00%	3	100.00%	0	0.00%
Total	3545	1243	1213	82	6.76%	1086	89.53%	2	0.16%
09303									
Polling	3179	367	356	31	8.71%	302	84.83%	0	0.00%
Absentee	3179	123	121	90	74.38%	29	23.97%	0	0.00%
Early Vote	3179	542	527	115	21.82%	388	73.62%	0	0.00%
Provisional	3179	5	5	0	0.00%	5	100.00%	0	0.00%
Total	3179	1037	1009	236	23.39%	724	71.75%	0	0.00%
09403									
Polling	4463	751	730	54	7.40%	633	86.71%	2	0.27%
Absentee	4463	19	18	2	11.11%	16	88.89%	0	0.00%
Early Vote	4463	1234	1196	99	8.28%	1052	87.96%	5	0.42%
Provisional	4463	7	7	1	14.29%	6	85.71%	0	0.00%
Total	4463	2011	1951	156	8.00%	1707	87.49%	7	0.36%
09406									
Polling	2437	515	505	32	6.34%	435	86.14%	2	0.40%
Absentee	2437	5	5	2	40.00%	3	60.00%	0	0.00%
Early Vote	2437	555	541	40	7.39%	478	88.35%	1	0.18%
Provisional	2437	5	5	0	0.00%	5	100.00%	0	0.00%
Total	2437	1080	1056	74	7.01%	921	87.22%	3	0.28%
09407									
Polling	5534	1000	973	69	7.09%	851	87.46%	5	0.51%
Absentee	5534	16	16	3	18.75%	13	81.25%	0	0.00%
Early Vote	5534	1176	1145	75	6.55%	1026	89.61%	5	0.44%
Provisional	5534	0	0	0	-	0	-	0	-
Total	5534	2192	2134	147	6.89%	1890	88.57%	10	0.47%
09408									

RETRIEVED FROM DEMOCRACYDOCKET.COM

Statement of Votes Cast
Shelby County, TN
State and Federal General Election _Municipal Elections
November 6, 2018
SOVC For Jurisdiction Wide, All Counters, All Races
Official Combined Results

	GOVERNOR									
	Reg. Voters	Times Counted	Total Votes	Bill Lee		Karl Dean		Mark CoonRippy Brown	
Polling	3276	666	644	65	10.09%	556	86.34%	1	0.16%
Absentee	3276	14	14	2	14.29%	12	85.71%	0	0.00%
Early Vote	3276	1079	1055	110	10.43%	904	85.69%	7	0.66%
Provisional	3276	3	3	1	33.33%	2	66.67%	0	0.00%
Total	3276	1762	1716	178	10.37%	1474	85.90%	8	0.47%
09501									
Polling	4147	881	872	319	36.58%	519	59.52%	4	0.46%
Absentee	4147	21	20	9	45.00%	11	55.00%	0	0.00%
Early Vote	4147	1177	1164	454	39.00%	684	58.76%	1	0.09%
Provisional	4147	8	8	2	25.00%	5	62.50%	0	0.00%
Total	4147	2087	2064	784	37.98%	1219	59.06%	5	0.24%
09505									
Polling	3166	679	673	310	46.06%	342	50.82%	2	0.30%
Absentee	3166	22	22	11	50.00%	11	50.00%	0	0.00%
Early Vote	3166	1140	1130	565	50.00%	548	48.50%	2	0.18%
Provisional	3166	18	18	4	22.22%	13	72.22%	0	0.00%
Total	3166	1859	1843	890	48.29%	914	49.59%	4	0.22%
09506									
Polling	3375	558	552	207	37.50%	329	59.60%	2	0.36%
Absentee	3375	21	21	8	38.10%	13	61.90%	0	0.00%
Early Vote	3375	1144	1132	476	42.05%	643	56.80%	3	0.27%
Provisional	3375	5	5	1	20.00%	4	80.00%	0	0.00%
Total	3375	1728	1710	692	40.47%	989	57.84%	5	0.29%
09507									
Polling	2886	517	510	204	40.00%	297	58.24%	1	0.20%
Absentee	2886	15	15	6	40.00%	9	60.00%	0	0.00%
Early Vote	2886	895	889	354	39.82%	514	57.82%	0	0.00%
Provisional	2886	6	6	1	16.67%	4	66.67%	0	0.00%
Total	2886	1433	1420	565	39.79%	824	58.03%	1	0.07%
09508									
Polling	4475	720	717	252	35.15%	453	63.18%	1	0.14%
Absentee	4475	32	31	12	38.71%	19	61.29%	0	0.00%
Early Vote	4475	1816	1791	705	39.36%	1062	59.30%	4	0.22%
Provisional	4475	8	7	1	14.29%	6	85.71%	0	0.00%
Total	4475	2576	2546	970	38.10%	1540	60.49%	5	0.20%
09601									
Polling	3577	691	686	211	30.76%	458	66.76%	0	0.00%
Absentee	3577	15	15	4	26.67%	11	73.33%	0	0.00%
Early Vote	3577	1118	1108	366	33.03%	727	65.61%	2	0.18%
Provisional	3577	3	3	0	0.00%	3	100.00%	0	0.00%
Total	3577	1827	1812	581	32.06%	1199	66.17%	2	0.11%
09602									
Polling	4305	825	819	344	42.00%	445	54.33%	4	0.49%
Absentee	4305	31	31	21	67.74%	10	32.26%	0	0.00%
Early Vote	4305	1433	1418	641	45.20%	761	53.67%	0	0.00%
Provisional	4305	11	11	7	63.64%	3	27.27%	0	0.00%
Total	4305	2300	2279	1013	44.45%	1219	53.49%	4	0.18%
ARL01									
Polling	5773	1153	1149	852	74.15%	280	24.37%	4	0.35%
Absentee	5773	26	26	13	50.00%	13	50.00%	0	0.00%
Early Vote	5773	2318	2304	1633	70.88%	652	28.30%	1	0.04%
Provisional	5773	11	11	5	45.45%	6	54.55%	0	0.00%
Total	5773	3508	3490	2503	71.72%	951	27.25%	5	0.14%
ARL02									
Polling	2968	540	536	402	75.00%	130	24.25%	0	0.00%
Absentee	2968	14	14	8	57.14%	6	42.86%	0	0.00%
Early Vote	2968	1055	1049	722	68.83%	319	30.41%	3	0.29%
Provisional	2968	5	5	4	80.00%	1	20.00%	0	0.00%

RETRIEVED FROM DEMOCRACYDOCKET.COM

Statement of Votes Cast
Shelby County, TN
State and Federal General Election _Municipal Elections
November 6, 2018
SOVC For Jurisdiction Wide, All Counters, All Races
Official Combined Results

	GOVERNOR								
	Reg. Voters	Times Counted	Total Votes	Bill Lee		Karl Dean		Mark CoonRippy Brown	
Total	2968	1614	1604	1136	70.82%	456	28.43%	3	0.19%
BAR03									
Polling	3245	604	601	455	75.71%	135	22.46%	3	0.50%
Absentee	3245	27	27	19	70.37%	7	25.93%	0	0.00%
Early Vote	3245	1372	1360	1028	75.59%	319	23.46%	1	0.07%
Provisional	3245	1	1	1	100.00%	0	0.00%	0	0.00%
Total	3245	2004	1989	1503	75.57%	461	23.18%	4	0.20%
BAR04									
Polling	4846	715	704	387	54.97%	301	42.76%	3	0.43%
Absentee	4846	26	26	19	73.08%	7	26.92%	0	0.00%
Early Vote	4846	1976	1959	1149	58.65%	776	39.61%	3	0.15%
Provisional	4846	8	7	4	57.14%	3	42.86%	0	0.00%
Total	4846	2725	2696	1559	57.83%	1087	40.32%	6	0.22%
BAR05									
Polling	4505	1010	1000	666	66.60%	311	31.10%	3	0.30%
Absentee	4505	39	38	19	50.00%	16	42.11%	0	0.00%
Early Vote	4505	1563	1549	993	64.11%	535	34.54%	0	0.00%
Provisional	4505	9	9	3	33.33%	6	66.67%	0	0.00%
Total	4505	2621	2596	1681	64.75%	868	33.44%	3	0.12%
BAR06									
Polling	3558	730	722	442	61.22%	267	36.98%	4	0.55%
Absentee	3558	15	15	8	53.33%	7	46.67%	0	0.00%
Early Vote	3558	1179	1170	753	64.36%	399	34.10%	1	0.09%
Provisional	3558	8	8	2	25.00%	6	75.00%	0	0.00%
Total	3558	1932	1915	1205	62.92%	679	35.46%	5	0.26%
BAR08									
Polling	5451	896	886	613	69.19%	254	28.67%	1	0.11%
Absentee	5451	34	34	24	70.59%	10	29.41%	0	0.00%
Early Vote	5451	2257	2242	1602	71.45%	618	27.56%	3	0.13%
Provisional	5451	8	8	3	37.50%	5	62.50%	0	0.00%
Total	5451	3195	3170	2242	70.73%	887	27.98%	4	0.13%
BAR09									
Polling	4396	820	810	570	70.37%	220	27.16%	1	0.12%
Absentee	4396	90	88	59	67.05%	27	30.68%	1	1.14%
Early Vote	4396	1655	1649	1194	72.41%	431	26.14%	3	0.18%
Provisional	4396	1	1	1	100.00%	0	0.00%	0	0.00%
Total	4396	2566	2548	1824	71.59%	678	26.61%	5	0.20%
BAR11									
Polling	2934	632	622	485	77.97%	133	21.38%	1	0.16%
Absentee	2934	63	61	39	63.93%	18	29.51%	0	0.00%
Early Vote	2934	1135	1127	872	77.37%	240	21.30%	1	0.09%
Provisional	2934	4	4	0	0.00%	4	100.00%	0	0.00%
Total	2934	1834	1814	1396	76.96%	395	21.78%	2	0.11%
BAR13									
Polling	5318	967	959	410	42.75%	522	54.43%	2	0.21%
Absentee	5318	30	30	12	40.00%	17	56.67%	0	0.00%
Early Vote	5318	2029	2008	965	48.06%	1007	50.15%	2	0.10%
Provisional	5318	6	6	3	50.00%	3	50.00%	0	0.00%
Total	5318	3032	3003	1390	46.29%	1549	51.58%	4	0.13%
BRU01									
Polling	2559	477	473	328	69.34%	136	28.75%	2	0.42%
Absentee	2559	22	22	12	54.55%	10	45.45%	0	0.00%
Early Vote	2559	1155	1151	805	69.94%	334	29.02%	1	0.09%
Provisional	2559	9	9	7	77.78%	2	22.22%	0	0.00%
Total	2559	1663	1655	1152	69.61%	482	29.12%	3	0.18%
BRU02									
Polling	4845	978	967	520	53.77%	426	44.05%	1	0.10%
Absentee	4845	22	22	10	45.45%	11	50.00%	0	0.00%

RETRIEVED FROM DEMOCRACYDOCKET.COM

Statement of Votes Cast
Shelby County, TN
State and Federal General Election _Municipal Elections
November 6, 2018
SOVC For Jurisdiction Wide, All Counters, All Races
Official Combined Results

	GOVERNOR									
	Reg. Voters	Times Counted	Total Votes	Bill Lee		Karl Dean		Mark CoonRippy Brown	
Early Vote	4845	1891	1879	964	51.30%	885	47.10%	4	0.21%
Provisional	4845	11	11	4	36.36%	7	63.64%	0	0.00%
Total	4845	2902	2879	1498	52.03%	1329	46.16%	5	0.17%
COL01									
Polling	4889	942	935	726	77.65%	198	21.18%	1	0.11%
Absentee	4889	25	25	10	40.00%	15	60.00%	0	0.00%
Early Vote	4889	1952	1941	1502	77.38%	434	22.36%	0	0.00%
Provisional	4889	4	3	0	0.00%	3	100.00%	0	0.00%
Total	4889	2923	2904	2238	77.07%	650	22.38%	1	0.03%
COL02									
Polling	4775	862	848	413	48.70%	414	48.82%	0	0.00%
Absentee	4775	45	43	19	44.19%	24	55.81%	0	0.00%
Early Vote	4775	1827	1809	1097	60.64%	678	37.48%	4	0.22%
Provisional	4775	7	7	5	71.43%	2	28.57%	0	0.00%
Total	4775	2741	2707	1534	56.67%	1118	41.30%	4	0.15%
COL03									
Polling	3987	604	602	423	70.27%	160	26.58%	2	0.33%
Absentee	3987	18	18	12	66.67%	6	33.33%	0	0.00%
Early Vote	3987	1723	1711	1358	79.37%	329	19.23%	6	0.35%
Provisional	3987	6	6	4	66.67%	2	33.33%	0	0.00%
Total	3987	2351	2337	1797	76.89%	497	21.27%	8	0.34%
COL04									
Polling	4335	697	691	481	69.61%	196	28.36%	1	0.14%
Absentee	4335	33	32	21	65.63%	11	34.38%	0	0.00%
Early Vote	4335	1990	1970	1505	76.40%	453	22.99%	0	0.00%
Provisional	4335	10	10	6	60.00%	4	40.00%	0	0.00%
Total	4335	2730	2703	2013	74.47%	664	24.57%	1	0.04%
COL05									
Polling	2502	545	539	418	77.55%	115	21.34%	0	0.00%
Absentee	2502	28	27	12	44.44%	15	55.56%	0	0.00%
Early Vote	2502	965	959	759	79.14%	191	19.92%	1	0.10%
Provisional	2502	2	2	2	100.00%	0	0.00%	0	0.00%
Total	2502	1540	1527	1191	78.00%	321	21.02%	1	0.07%
COL06									
Polling	3584	523	519	402	77.46%	111	21.39%	0	0.00%
Absentee	3584	48	48	25	52.08%	23	47.92%	0	0.00%
Early Vote	3584	1570	1564	1219	77.94%	337	21.55%	0	0.00%
Provisional	3584	3	3	1	33.33%	2	66.67%	0	0.00%
Total	3584	2144	2134	1647	77.18%	473	22.16%	0	0.00%
COL07									
Polling	3883	852	834	333	39.93%	488	58.51%	1	0.12%
Absentee	3883	32	32	7	21.88%	25	78.13%	0	0.00%
Early Vote	3883	1496	1485	538	36.23%	925	62.29%	2	0.13%
Provisional	3883	9	9	4	44.44%	5	55.56%	0	0.00%
Total	3883	2389	2360	882	37.37%	1443	61.14%	3	0.13%
COL08									
Polling	2554	523	519	382	73.60%	133	25.63%	1	0.19%
Absentee	2554	32	32	21	65.63%	11	34.38%	0	0.00%
Early Vote	2554	992	985	724	73.50%	259	26.29%	0	0.00%
Provisional	2554	6	6	4	66.67%	2	33.33%	0	0.00%
Total	2554	1553	1542	1131	73.35%	405	26.26%	1	0.06%
COL09									
Polling	4063	608	599	453	75.63%	139	23.21%	0	0.00%
Absentee	4063	55	54	38	70.37%	16	29.63%	0	0.00%
Early Vote	4063	1754	1745	1314	75.30%	416	23.84%	2	0.11%
Provisional	4063	9	9	4	44.44%	5	55.56%	0	0.00%
Total	4063	2426	2407	1809	75.16%	576	23.93%	2	0.08%
COR03									

RETRIEVED FROM DEMOCRACYDOCKET.COM

Statement of Votes Cast
Shelby County, TN
State and Federal General Election _Municipal Elections
November 6, 2018
SOVC For Jurisdiction Wide, All Counters, All Races
Official Combined Results

	GOVERNOR									
	Reg. Voters	Times Counted	Total Votes	Bill Lee		Karl Dean		Mark CoonRippy Brown		
Polling	5214	961	954	439	46.02%	497	52.10%	4	0.42%	
Absentee	5214	29	29	18	62.07%	11	37.93%	0	0.00%	
Early Vote	5214	2136	2120	805	37.97%	1284	60.57%	3	0.14%	
Provisional	5214	9	9	4	44.44%	4	44.44%	0	0.00%	
Total	5214	3135	3112	1266	40.68%	1796	57.71%	7	0.22%	
COR04										
Polling	2147	282	279	118	42.29%	150	53.76%	1	0.36%	
Absentee	2147	34	32	18	56.25%	12	37.50%	0	0.00%	
Early Vote	2147	830	820	368	44.88%	441	53.78%	0	0.00%	
Provisional	2147	4	4	1	25.00%	3	75.00%	0	0.00%	
Total	2147	1150	1135	505	44.49%	606	53.39%	1	0.09%	
COR05										
Polling	3857	845	834	243	29.14%	555	66.55%	2	0.24%	
Absentee	3857	13	13	3	23.08%	10	76.92%	0	0.00%	
Early Vote	3857	1054	1043	276	26.46%	747	71.62%	1	0.10%	
Provisional	3857	11	11	3	27.27%	7	63.64%	0	0.00%	
Total	3857	1923	1901	525	27.62%	1319	69.38%	3	0.16%	
EAD00										
Polling	1852	513	511	411	80.43%	92	18.00%	2	0.39%	
Absentee	1852	16	16	10	62.50%	6	37.50%	0	0.00%	
Early Vote	1852	705	699	509	72.82%	185	26.47%	0	0.00%	
Provisional	1852	2	2	1	50.00%	1	50.00%	0	0.00%	
Total	1852	1236	1228	931	75.81%	284	23.13%	2	0.16%	
FOR01										
Polling	2976	495	491	190	38.70%	286	58.25%	4	0.81%	
Absentee	2976	27	27	15	55.56%	12	44.44%	0	0.00%	
Early Vote	2976	1086	1069	522	48.83%	531	49.67%	1	0.09%	
Provisional	2976	4	4	1	25.00%	2	50.00%	1	25.00%	
Total	2976	1612	1591	728	45.76%	831	52.23%	6	0.38%	
FOR02										
Polling	1628	227	224	81	36.16%	137	61.16%	0	0.00%	
Absentee	1628	24	24	14	58.33%	10	41.67%	0	0.00%	
Early Vote	1628	598	591	181	30.63%	402	68.02%	1	0.17%	
Provisional	1628	4	4	1	25.00%	3	75.00%	0	0.00%	
Total	1628	853	843	277	32.86%	552	65.48%	1	0.12%	
FOR03										
Polling	4129	823	806	86	10.67%	692	85.86%	1	0.12%	
Absentee	4129	15	15	1	6.67%	14	93.33%	0	0.00%	
Early Vote	4129	1429	1401	153	10.92%	1207	86.15%	5	0.36%	
Provisional	4129	4	4	0	0.00%	4	100.00%	0	0.00%	
Total	4129	2271	2226	240	10.78%	1917	86.12%	6	0.27%	
GER02										
Polling	4575	769	762	498	65.35%	251	32.94%	1	0.13%	
Absentee	4575	80	77	48	62.34%	29	37.66%	0	0.00%	
Early Vote	4575	2082	2079	1428	68.69%	627	30.16%	3	0.14%	
Provisional	4575	5	5	5	100.00%	0	0.00%	0	0.00%	
Total	4575	2936	2923	1979	67.70%	907	31.03%	4	0.14%	
GER03										
Polling	3688	743	734	513	69.89%	212	28.88%	2	0.27%	
Absentee	3688	96	96	65	67.71%	31	32.29%	0	0.00%	
Early Vote	3688	1457	1439	1001	69.56%	423	29.40%	2	0.14%	
Provisional	3688	4	4	2	50.00%	1	25.00%	0	0.00%	
Total	3688	2300	2273	1581	69.56%	667	29.34%	4	0.18%	
GER04										
Polling	4840	962	952	642	67.44%	300	31.51%	2	0.21%	
Absentee	4840	72	71	37	52.11%	34	47.89%	0	0.00%	
Early Vote	4840	2254	2237	1651	73.80%	573	25.61%	2	0.09%	
Provisional	4840	6	6	2	33.33%	4	66.67%	0	0.00%	

RETRIEVED FROM DEMOCRACYDOCKET.COM

Statement of Votes Cast
Shelby County, TN
State and Federal General Election _Municipal Elections
November 6, 2018
SOVC For Jurisdiction Wide, All Counters, All Races
Official Combined Results

	GOVERNOR								
	Reg. Voters	Times Counted	Total Votes	Bill Lee		Karl Dean		Mark CoonRippy Brown	
Total	4840	3294	3266	2332	71.40%	911	27.89%	4	0.12%
GER05									
Polling	5127	1006	993	675	67.98%	308	31.02%	3	0.30%
Absentee	5127	72	72	31	43.06%	41	56.94%	0	0.00%
Early Vote	5127	2287	2275	1469	64.57%	791	34.77%	1	0.04%
Provisional	5127	5	5	2	40.00%	3	60.00%	0	0.00%
Total	5127	3370	3345	2177	65.08%	1143	34.17%	4	0.12%
GER06									
Polling	2561	548	545	321	58.90%	215	39.45%	1	0.18%
Absentee	2561	43	42	24	57.14%	17	40.48%	0	0.00%
Early Vote	2561	1284	1278	794	62.13%	476	37.25%	0	0.00%
Provisional	2561	2	2	0	0.00%	2	100.00%	0	0.00%
Total	2561	1877	1867	1139	61.01%	710	38.03%	1	0.05%
GER08									
Polling	2407	519	517	354	68.47%	155	29.98%	1	0.19%
Absentee	2407	28	28	10	35.71%	18	64.29%	0	0.00%
Early Vote	2407	1118	1112	775	69.69%	328	29.50%	0	0.00%
Provisional	2407	2	2	1	50.00%	1	50.00%	0	0.00%
Total	2407	1667	1659	1140	68.72%	502	30.26%	1	0.06%
GER10									
Polling	3307	583	578	414	71.63%	159	27.51%	2	0.35%
Absentee	3307	92	92	62	67.39%	29	31.52%	0	0.00%
Early Vote	3307	1633	1622	1132	69.83%	481	29.67%	1	0.06%
Provisional	3307	8	6	2	33.33%	4	66.67%	0	0.00%
Total	3307	2316	2297	1610	70.09%	673	29.30%	3	0.13%
GER11									
Polling	4461	719	715	515	72.03%	193	26.99%	0	0.00%
Absentee	4461	57	57	28	49.12%	27	47.37%	0	0.00%
Early Vote	4461	2136	2131	1614	75.74%	499	23.42%	5	0.23%
Provisional	4461	8	8	5	62.50%	3	37.50%	0	0.00%
Total	4461	2920	2911	2162	74.27%	722	24.80%	5	0.17%
GER12									
Polling	1418	255	253	173	68.38%	75	29.64%	1	0.40%
Absentee	1418	21	21	8	38.10%	13	61.90%	0	0.00%
Early Vote	1418	714	710	546	76.90%	161	22.68%	0	0.00%
Provisional	1418	3	3	1	33.33%	2	66.67%	0	0.00%
Total	1418	993	987	728	73.76%	251	25.43%	1	0.10%
LAK01									
Polling	6222	870	858	624	72.73%	221	25.76%	2	0.23%
Absentee	6222	35	35	17	48.57%	18	51.43%	0	0.00%
Early Vote	6222	3167	3137	2461	78.45%	650	20.72%	2	0.06%
Provisional	6222	17	17	11	64.71%	6	35.29%	0	0.00%
Total	6222	4089	4047	3113	76.92%	895	22.12%	4	0.10%
LAK02									
Polling	2654	568	563	365	64.83%	185	32.86%	0	0.00%
Absentee	2654	17	17	13	76.47%	4	23.53%	0	0.00%
Early Vote	2654	846	840	588	70.00%	234	27.86%	2	0.24%
Provisional	2654	2	2	2	100.00%	0	0.00%	0	0.00%
Total	2654	1433	1422	968	68.07%	423	29.75%	2	0.14%
LUC01									
Polling	1383	328	324	208	64.20%	105	32.41%	1	0.31%
Absentee	1383	8	8	5	62.50%	3	37.50%	0	0.00%
Early Vote	1383	495	481	279	58.00%	193	40.12%	0	0.00%
Provisional	1383	4	4	2	50.00%	2	50.00%	0	0.00%
Total	1383	835	817	494	60.47%	303	37.09%	1	0.12%
LUC03									
Polling	1687	287	280	114	40.71%	151	53.93%	0	0.00%
Absentee	1687	6	5	1	20.00%	4	80.00%	0	0.00%

RETRIEVED FROM DEMOCRACYDOCKET.COM

Statement of Votes Cast
Shelby County, TN
State and Federal General Election _Municipal Elections
November 6, 2018
SOVC For Jurisdiction Wide, All Counters, All Races
Official Combined Results

	GOVERNOR									
	Reg. Voters	Times Counted	Total Votes	Bill Lee		Karl Dean		Mark CoonRippy Brown	
Early Vote	1687	511	506	224	44.27%	268	52.96%	0	0.00%
Provisional	1687	2	2	0	0.00%	2	100.00%	0	0.00%
Total	1687	806	793	339	42.75%	425	53.59%	0	0.00%
MCC00									
Polling	2400	415	405	131	32.35%	250	61.73%	3	0.74%
Absentee	2400	6	6	3	50.00%	3	50.00%	0	0.00%
Early Vote	2400	612	591	246	41.62%	321	54.31%	3	0.51%
Provisional	2400	5	5	1	20.00%	4	80.00%	0	0.00%
Total	2400	1038	1007	381	37.84%	578	57.40%	6	0.60%
MIL01									
Polling	4777	672	669	400	59.79%	253	37.82%	3	0.45%
Absentee	4777	30	30	17	56.67%	13	43.33%	0	0.00%
Early Vote	4777	1935	1921	1225	63.77%	659	34.31%	8	0.42%
Provisional	4777	3	3	3	100.00%	0	0.00%	0	0.00%
Total	4777	2640	2623	1645	62.71%	925	35.26%	11	0.42%
MIL02									
Polling	5270	640	626	354	56.55%	258	41.21%	2	0.32%
Absentee	5270	38	36	17	47.22%	18	50.00%	0	0.00%
Early Vote	5270	1806	1782	1002	56.23%	729	40.91%	2	0.11%
Provisional	5270	10	10	4	40.00%	6	60.00%	0	0.00%
Total	5270	2494	2454	1377	56.11%	1011	41.20%	4	0.16%
MOR01									
Polling	5787	1018	1005	267	26.57%	711	70.75%	1	0.10%
Absentee	5787	26	26	12	46.15%	14	53.85%	0	0.00%
Early Vote	5787	2001	1983	449	22.64%	1498	75.54%	1	0.05%
Provisional	5787	6	6	1	16.67%	5	83.33%	0	0.00%
Total	5787	3051	3020	729	24.14%	2228	73.77%	2	0.07%
MOR02									
Polling	2900	559	548	291	53.10%	250	45.62%	0	0.00%
Absentee	2900	20	20	11	55.00%	9	45.00%	0	0.00%
Early Vote	2900	1137	1131	614	54.29%	503	44.47%	1	0.09%
Provisional	2900	4	4	3	75.00%	1	25.00%	0	0.00%
Total	2900	1720	1703	919	53.96%	763	44.80%	1	0.06%
ROS05									
Polling	3979	740	718	68	9.47%	616	85.79%	0	0.00%
Absentee	3979	10	10	3	30.00%	7	70.00%	0	0.00%
Early Vote	3979	1513	1480	140	9.46%	1310	88.51%	2	0.14%
Provisional	3979	9	9	1	11.11%	8	88.89%	0	0.00%
Total	3979	2272	2217	212	9.56%	1941	87.55%	2	0.09%
ROS13									
Polling	5164	1101	1077	101	9.38%	937	87.00%	2	0.19%
Absentee	5164	17	17	2	11.76%	15	88.24%	0	0.00%
Early Vote	5164	1559	1519	104	6.85%	1372	90.32%	5	0.33%
Provisional	5164	9	9	0	0.00%	8	88.89%	0	0.00%
Total	5164	2686	2622	207	7.89%	2332	88.94%	7	0.27%
ROS14									
Polling	3569	717	704	56	7.95%	630	89.49%	1	0.14%
Absentee	3569	8	8	1	12.50%	6	75.00%	0	0.00%
Early Vote	3569	1225	1191	60	5.04%	1097	92.11%	3	0.25%
Provisional	3569	4	4	0	0.00%	4	100.00%	0	0.00%
Total	3569	1954	1907	117	6.14%	1737	91.09%	4	0.21%
ROS15									
Polling	2985	627	616	56	9.09%	537	87.18%	3	0.49%
Absentee	2985	10	10	1	10.00%	9	90.00%	0	0.00%
Early Vote	2985	895	881	72	8.17%	782	88.76%	4	0.45%
Provisional	2985	7	7	0	0.00%	7	100.00%	0	0.00%
Total	2985	1539	1514	129	8.52%	1335	88.18%	7	0.46%
ROS16									

RETRIEVED FROM DEMOCRACYDOCKET.COM

Statement of Votes Cast
Shelby County, TN
State and Federal General Election _Municipal Elections
November 6, 2018
SOVC For Jurisdiction Wide, All Counters, All Races
Official Combined Results

	GOVERNOR									
	Reg. Voters	Times Counted	Total Votes	Bill Lee		Karl Dean		Mark CoonRippy Brown	
Polling	5136	1072	1060	85	8.02%	945	89.15%	0	0.00%
Absentee	5136	15	15	1	6.67%	14	93.33%	0	0.00%
Early Vote	5136	1803	1763	121	6.86%	1594	90.41%	2	0.11%
Provisional	5136	22	22	1	4.55%	20	90.91%	0	0.00%
Total	5136	2912	2860	208	7.27%	2573	89.97%	2	0.07%
STE00									
Polling	4146	771	763	582	76.28%	167	21.89%	2	0.26%
Absentee	4146	24	24	13	54.17%	11	45.83%	0	0.00%
Early Vote	4146	1825	1808	1317	72.84%	475	26.27%	2	0.11%
Provisional	4146	6	6	3	50.00%	3	50.00%	0	0.00%
Total	4146	2626	2601	1915	73.63%	656	25.22%	4	0.15%
Total									
Polling	579034	102976	100938	34219	33.90%	62955	62.37%	321	0.32%
Absentee	579034	4335	4273	1763	41.26%	2465	57.69%	3	0.07%
Early Vote	579034	187501	184169	70384	38.22%	109358	59.38%	395	0.21%
Provisional	579034	998	973	228	23.43%	700	71.94%	4	0.41%
Total	579034	295810	290353	106594	36.71%	175478	60.44%	723	0.25%

RETRIEVED FROM DEMOCRACYDOCKET.COM

Statement of Votes Cast
Shelby County, TN
State and Federal General Election _Municipal Elections
November 6, 2018
SOVC For Jurisdiction Wide, All Counters, All Races
Official Combined Results

	GOVERNOR									
	Sherry L. Clark		Justin Cornett		Gabriel Fancher		Sean Bruce Fleming		William Helmstetter	
Jurisdiction Wide										
00100										
Polling	11	1.04%	1	0.09%	1	0.09%	2	0.19%	0	0.00%
Absentee	0	0.00%	0	0.00%	0	0.00%	0	0.00%	0	0.00%
Early Vote	8	0.55%	1	0.07%	2	0.14%	2	0.14%	0	0.00%
Provisional	0	0.00%	0	0.00%	0	0.00%	0	0.00%	0	0.00%
Total	19	0.73%	2	0.08%	3	0.12%	4	0.15%	0	0.00%
00200										
Polling	3	0.34%	1	0.11%	0	0.00%	0	0.00%	0	0.00%
Absentee	0	0.00%	0	0.00%	0	0.00%	0	0.00%	0	0.00%
Early Vote	2	0.13%	2	0.13%	0	0.00%	0	0.00%	0	0.00%
Provisional	0	0.00%	0	0.00%	0	0.00%	0	0.00%	0	0.00%
Total	5	0.20%	3	0.12%	0	0.00%	0	0.00%	0	0.00%
01100										
Polling	6	1.56%	0	0.00%	0	0.00%	1	0.26%	0	0.00%
Absentee	0	0.00%	0	0.00%	0	0.00%	0	0.00%	0	0.00%
Early Vote	6	1.25%	1	0.21%	0	0.00%	3	0.63%	0	0.00%
Provisional	0	0.00%	1	25.00%	0	0.00%	0	0.00%	0	0.00%
Total	12	1.37%	2	0.23%	0	0.00%	4	0.46%	0	0.00%
01200										
Polling	3	1.75%	0	0.00%	0	0.00%	1	0.58%	0	0.00%
Absentee	0	0.00%	0	0.00%	0	0.00%	0	0.00%	0	0.00%
Early Vote	2	0.72%	1	0.36%	3	1.08%	0	0.00%	0	0.00%
Provisional	0	0.00%	0	0.00%	0	0.00%	0	0.00%	0	0.00%
Total	5	1.04%	1	0.21%	3	0.62%	1	0.21%	0	0.00%
01300										
Polling	6	1.61%	0	0.00%	1	0.27%	0	0.00%	0	0.00%
Absentee	0	0.00%	0	0.00%	0	0.00%	0	0.00%	0	0.00%
Early Vote	5	1.53%	3	0.92%	0	0.00%	3	0.92%	0	0.00%
Provisional	1	25.00%	0	0.00%	0	0.00%	0	0.00%	0	0.00%
Total	12	1.69%	3	0.42%	1	0.14%	3	0.42%	0	0.00%
01601										
Polling	2	0.20%	0	0.00%	1	0.10%	0	0.00%	1	0.10%
Absentee	0	0.00%	0	0.00%	0	0.00%	0	0.00%	0	0.00%
Early Vote	0	0.00%	0	0.00%	0	0.00%	2	0.12%	0	0.00%
Provisional	0	0.00%	0	0.00%	0	0.00%	0	0.00%	0	0.00%
Total	2	0.07%	0	0.00%	1	0.04%	2	0.07%	1	0.04%
01603										
Polling	5	1.02%	1	0.20%	0	0.00%	0	0.00%	0	0.00%
Absentee	0	0.00%	0	0.00%	0	0.00%	0	0.00%	0	0.00%
Early Vote	6	0.53%	1	0.09%	0	0.00%	0	0.00%	0	0.00%
Provisional	0	0.00%	0	0.00%	0	0.00%	0	0.00%	0	0.00%
Total	11	0.66%	2	0.12%	0	0.00%	0	0.00%	0	0.00%
01700										
Polling	1	0.31%	0	0.00%	0	0.00%	0	0.00%	1	0.31%
Absentee	0	0.00%	0	0.00%	0	0.00%	0	0.00%	0	0.00%
Early Vote	4	0.66%	1	0.16%	1	0.16%	0	0.00%	0	0.00%
Provisional	0	0.00%	0	0.00%	0	0.00%	0	0.00%	0	0.00%
Total	5	0.51%	1	0.10%	1	0.10%	0	0.00%	1	0.10%
02001										
Polling	3	0.36%	0	0.00%	0	0.00%	0	0.00%	0	0.00%
Absentee	0	0.00%	0	0.00%	0	0.00%	0	0.00%	0	0.00%
Early Vote	2	0.15%	0	0.00%	0	0.00%	0	0.00%	0	0.00%
Provisional	0	0.00%	0	0.00%	1	14.29%	0	0.00%	0	0.00%
Total	5	0.23%	0	0.00%	1	0.05%	0	0.00%	0	0.00%
02003										
Polling	15	2.18%	1	0.15%	4	0.58%	1	0.15%	1	0.15%
Absentee	0	0.00%	0	0.00%	0	0.00%	0	0.00%	0	0.00%

RETRIEVED FROM DEMOCRACYDOCKET.COM

Statement of Votes Cast
Shelby County, TN
State and Federal General Election _Municipal Elections
November 6, 2018
SOVC For Jurisdiction Wide, All Counters, All Races
Official Combined Results

	GOVERNOR									
	Sherry L. Clark		Justin Cornett		Gabriel Fancher		Sean Bruce Fleming		William Helmstetter	
Early Vote	10	1.02%	3	0.31%	2	0.20%	1	0.10%	3	0.31%
Provisional	0	0.00%	0	0.00%	1	10.00%	0	0.00%	0	0.00%
Total	25	1.48%	4	0.24%	7	0.41%	2	0.12%	4	0.24%
02100										
Polling	8	1.76%	0	0.00%	2	0.44%	1	0.22%	0	0.00%
Absentee	0	0.00%	0	0.00%	0	0.00%	0	0.00%	0	0.00%
Early Vote	6	0.88%	1	0.15%	2	0.29%	1	0.15%	2	0.29%
Provisional	1	9.09%	0	0.00%	0	0.00%	0	0.00%	0	0.00%
Total	15	1.30%	1	0.09%	4	0.35%	2	0.17%	2	0.17%
02600										
Polling	8	1.65%	2	0.41%	1	0.21%	0	0.00%	0	0.00%
Absentee	0	0.00%	0	0.00%	0	0.00%	0	0.00%	0	0.00%
Early Vote	13	2.13%	0	0.00%	1	0.16%	1	0.16%	1	0.16%
Provisional	0	0.00%	0	0.00%	0	0.00%	0	0.00%	1	25.00%
Total	21	1.90%	2	0.18%	2	0.18%	1	0.09%	2	0.18%
02800										
Polling	2	0.45%	2	0.45%	0	0.00%	0	0.00%	0	0.00%
Absentee	0	0.00%	0	0.00%	0	0.00%	0	0.00%	0	0.00%
Early Vote	0	0.00%	2	0.24%	0	0.00%	1	0.12%	0	0.00%
Provisional	0	0.00%	0	0.00%	0	0.00%	0	0.00%	0	0.00%
Total	2	0.16%	4	0.31%	0	0.00%	1	0.08%	0	0.00%
03102										
Polling	0	0.00%	3	0.63%	1	0.21%	0	0.00%	1	0.21%
Absentee	0	0.00%	0	0.00%	0	0.00%	0	0.00%	0	0.00%
Early Vote	6	0.70%	0	0.00%	0	0.00%	2	0.23%	0	0.00%
Provisional	0	0.00%	0	0.00%	0	0.00%	0	0.00%	0	0.00%
Total	6	0.44%	3	0.22%	1	0.07%	2	0.15%	1	0.07%
03104										
Polling	4	0.81%	3	0.61%	2	0.40%	0	0.00%	1	0.20%
Absentee	0	0.00%	0	0.00%	0	0.00%	0	0.00%	0	0.00%
Early Vote	3	0.29%	2	0.19%	1	0.10%	1	0.10%	0	0.00%
Provisional	0	0.00%	0	0.00%	0	0.00%	0	0.00%	0	0.00%
Total	7	0.45%	5	0.32%	3	0.19%	1	0.06%	1	0.06%
03300										
Polling	4	1.54%	0	0.00%	0	0.00%	0	0.00%	0	0.00%
Absentee	0	0.00%	0	0.00%	0	0.00%	0	0.00%	0	0.00%
Early Vote	0	0.00%	2	0.75%	1	0.38%	0	0.00%	0	0.00%
Provisional	1	50.00%	0	0.00%	0	0.00%	0	0.00%	0	0.00%
Total	5	0.94%	2	0.38%	1	0.19%	0	0.00%	0	0.00%
03402										
Polling	2	0.62%	2	0.62%	0	0.00%	2	0.62%	1	0.31%
Absentee	0	0.00%	0	0.00%	0	0.00%	0	0.00%	0	0.00%
Early Vote	5	1.27%	1	0.25%	0	0.00%	1	0.25%	0	0.00%
Provisional	0	0.00%	0	0.00%	0	0.00%	0	0.00%	0	0.00%
Total	7	0.97%	3	0.41%	0	0.00%	3	0.41%	1	0.14%
03601										
Polling	3	0.47%	1	0.16%	0	0.00%	0	0.00%	1	0.16%
Absentee	0	0.00%	0	0.00%	0	0.00%	0	0.00%	0	0.00%
Early Vote	2	0.21%	1	0.11%	0	0.00%	1	0.11%	0	0.00%
Provisional	0	0.00%	0	0.00%	0	0.00%	0	0.00%	0	0.00%
Total	5	0.31%	2	0.12%	0	0.00%	1	0.06%	1	0.06%
03602										
Polling	3	0.55%	2	0.37%	4	0.74%	0	0.00%	0	0.00%
Absentee	0	0.00%	0	0.00%	0	0.00%	0	0.00%	0	0.00%
Early Vote	6	0.78%	1	0.13%	1	0.13%	1	0.13%	0	0.00%
Provisional	0	0.00%	0	0.00%	0	0.00%	0	0.00%	0	0.00%
Total	9	0.68%	3	0.23%	5	0.38%	1	0.08%	0	0.00%
03700										

RETRIEVED FROM DEMOCRACYDOCKET.COM

Statement of Votes Cast
Shelby County, TN
State and Federal General Election _Municipal Elections
November 6, 2018
SOVC For Jurisdiction Wide, All Counters, All Races
Official Combined Results

	GOVERNOR									
	Sherry L. Clark		Justin Cornett		Gabriel Fancher		Sean Bruce Fleming		William Helmstetter	
Polling	7	1.34%	3	0.57%	2	0.38%	3	0.57%	5	0.95%
Absentee	0	0.00%	0	0.00%	0	0.00%	0	0.00%	0	0.00%
Early Vote	11	2.23%	1	0.20%	2	0.41%	0	0.00%	0	0.00%
Provisional	0	0.00%	0	0.00%	0	0.00%	0	0.00%	0	0.00%
Total	18	1.75%	4	0.39%	4	0.39%	3	0.29%	5	0.49%
04103										
Polling	13	2.42%	3	0.56%	2	0.37%	2	0.37%	2	0.37%
Absentee	0	0.00%	1	3.13%	0	0.00%	0	0.00%	0	0.00%
Early Vote	8	1.13%	1	0.14%	1	0.14%	1	0.14%	2	0.28%
Provisional	0	0.00%	0	0.00%	0	0.00%	0	0.00%	0	0.00%
Total	21	1.64%	5	0.39%	3	0.23%	3	0.23%	4	0.31%
04201										
Polling	3	0.53%	4	0.71%	1	0.18%	2	0.35%	0	0.00%
Absentee	0	0.00%	0	0.00%	0	0.00%	0	0.00%	0	0.00%
Early Vote	8	1.39%	2	0.35%	1	0.17%	1	0.17%	1	0.17%
Provisional	0	0.00%	0	0.00%	0	0.00%	0	0.00%	0	0.00%
Total	11	0.95%	6	0.52%	2	0.17%	3	0.26%	1	0.09%
04401										
Polling	0	0.00%	0	0.00%	1	0.13%	0	0.00%	0	0.00%
Absentee	0	0.00%	0	0.00%	0	0.00%	0	0.00%	0	0.00%
Early Vote	3	0.19%	0	0.00%	0	0.00%	0	0.00%	0	0.00%
Provisional	0	0.00%	0	0.00%	0	0.00%	0	0.00%	0	0.00%
Total	3	0.12%	0	0.00%	1	0.04%	0	0.00%	0	0.00%
04405										
Polling	3	0.69%	0	0.00%	0	0.00%	1	0.23%	2	0.46%
Absentee	0	0.00%	0	0.00%	0	0.00%	0	0.00%	0	0.00%
Early Vote	6	0.68%	1	0.11%	2	0.23%	0	0.00%	0	0.00%
Provisional	0	0.00%	0	0.00%	0	0.00%	0	0.00%	0	0.00%
Total	9	0.65%	1	0.07%	2	0.14%	1	0.07%	2	0.14%
04502										
Polling	13	1.87%	4	0.57%	2	0.29%	3	0.43%	0	0.00%
Absentee	0	0.00%	0	0.00%	0	0.00%	0	0.00%	0	0.00%
Early Vote	6	0.58%	4	0.39%	0	0.00%	6	0.58%	1	0.10%
Provisional	0	0.00%	0	0.00%	0	0.00%	0	0.00%	0	0.00%
Total	19	1.08%	8	0.46%	2	0.11%	9	0.51%	1	0.06%
04504										
Polling	5	0.48%	0	0.00%	1	0.10%	2	0.19%	1	0.10%
Absentee	0	0.00%	0	0.00%	0	0.00%	0	0.00%	0	0.00%
Early Vote	2	0.10%	2	0.10%	1	0.05%	1	0.05%	0	0.00%
Provisional	0	0.00%	0	0.00%	0	0.00%	0	0.00%	0	0.00%
Total	7	0.23%	2	0.06%	2	0.06%	3	0.10%	1	0.03%
04602										
Polling	3	0.38%	1	0.13%	0	0.00%	0	0.00%	0	0.00%
Absentee	1	1.43%	0	0.00%	0	0.00%	0	0.00%	0	0.00%
Early Vote	1	0.07%	0	0.00%	2	0.15%	1	0.07%	1	0.07%
Provisional	0	0.00%	0	0.00%	0	0.00%	0	0.00%	0	0.00%
Total	5	0.22%	1	0.04%	2	0.09%	1	0.04%	1	0.04%
04700										
Polling	8	1.31%	0	0.00%	2	0.33%	4	0.66%	2	0.33%
Absentee	0	0.00%	0	0.00%	0	0.00%	0	0.00%	0	0.00%
Early Vote	12	1.55%	1	0.13%	3	0.39%	4	0.52%	2	0.26%
Provisional	0	0.00%	0	0.00%	0	0.00%	0	0.00%	0	0.00%
Total	20	1.43%	1	0.07%	5	0.36%	8	0.57%	4	0.29%
04900										
Polling	14	2.30%	3	0.49%	4	0.66%	4	0.66%	0	0.00%
Absentee	1	7.14%	0	0.00%	0	0.00%	0	0.00%	0	0.00%
Early Vote	5	0.62%	2	0.25%	2	0.25%	7	0.86%	1	0.12%
Provisional	0	0.00%	0	0.00%	0	0.00%	0	0.00%	0	0.00%

RETRIEVED FROM DEMOCRACYDOCKET.COM

Statement of Votes Cast
Shelby County, TN
State and Federal General Election _Municipal Elections
November 6, 2018
SOVC For Jurisdiction Wide, All Counters, All Races
Official Combined Results

	GOVERNOR									
	Sherry L. Clark		Justin Cornett		Gabriel Fancher		Sean Bruce Fleming		William Helmstetter	
Total	20	1.39%	5	0.35%	6	0.42%	11	0.77%	1	0.07%
05001										
Polling	2	0.90%	1	0.45%	0	0.00%	1	0.45%	0	0.00%
Absentee	0	0.00%	0	0.00%	0	0.00%	0	0.00%	0	0.00%
Early Vote	2	0.54%	3	0.81%	1	0.27%	0	0.00%	0	0.00%
Provisional	0	0.00%	0	0.00%	0	0.00%	0	0.00%	0	0.00%
Total	4	0.67%	4	0.67%	1	0.17%	1	0.17%	0	0.00%
05002										
Polling	5	1.45%	2	0.58%	1	0.29%	0	0.00%	0	0.00%
Absentee	0	0.00%	0	0.00%	0	0.00%	0	0.00%	0	0.00%
Early Vote	7	1.13%	4	0.64%	0	0.00%	3	0.48%	1	0.16%
Provisional	0	0.00%	0	0.00%	0	0.00%	0	0.00%	0	0.00%
Total	12	1.22%	6	0.61%	1	0.10%	3	0.31%	1	0.10%
05201										
Polling	3	0.88%	1	0.29%	0	0.00%	2	0.59%	0	0.00%
Absentee	0	0.00%	0	0.00%	0	0.00%	0	0.00%	0	0.00%
Early Vote	2	0.49%	0	0.00%	1	0.25%	0	0.00%	1	0.25%
Provisional	0	0.00%	0	0.00%	0	0.00%	0	0.00%	0	0.00%
Total	5	0.66%	1	0.13%	1	0.13%	2	0.26%	1	0.13%
05301										
Polling	8	1.23%	1	0.15%	1	0.15%	3	0.46%	4	0.61%
Absentee	0	0.00%	0	0.00%	0	0.00%	0	0.00%	0	0.00%
Early Vote	3	0.48%	3	0.48%	0	0.00%	0	0.00%	0	0.00%
Provisional	0	0.00%	0	0.00%	0	0.00%	0	0.00%	0	0.00%
Total	11	0.85%	4	0.31%	1	0.08%	3	0.23%	4	0.31%
05400										
Polling	2	0.24%	0	0.00%	1	0.12%	2	0.24%	1	0.12%
Absentee	0	0.00%	0	0.00%	0	0.00%	0	0.00%	0	0.00%
Early Vote	4	0.33%	2	0.16%	0	0.00%	1	0.08%	0	0.00%
Provisional	0	0.00%	0	0.00%	0	0.00%	0	0.00%	0	0.00%
Total	6	0.28%	2	0.09%	1	0.05%	3	0.14%	1	0.05%
05502										
Polling	1	0.14%	1	0.14%	0	0.00%	0	0.00%	0	0.00%
Absentee	0	0.00%	0	0.00%	0	0.00%	0	0.00%	0	0.00%
Early Vote	1	0.06%	1	0.06%	0	0.00%	0	0.00%	0	0.00%
Provisional	0	0.00%	0	0.00%	0	0.00%	0	0.00%	0	0.00%
Total	2	0.08%	2	0.08%	0	0.00%	0	0.00%	0	0.00%
05700										
Polling	2	0.26%	0	0.00%	1	0.13%	0	0.00%	0	0.00%
Absentee	0	0.00%	0	0.00%	0	0.00%	0	0.00%	0	0.00%
Early Vote	0	0.00%	0	0.00%	0	0.00%	0	0.00%	1	0.04%
Provisional	0	0.00%	0	0.00%	0	0.00%	0	0.00%	0	0.00%
Total	2	0.06%	0	0.00%	1	0.03%	0	0.00%	1	0.03%
05801										
Polling	5	0.78%	2	0.31%	4	0.62%	0	0.00%	1	0.16%
Absentee	0	0.00%	0	0.00%	0	0.00%	0	0.00%	0	0.00%
Early Vote	2	0.31%	1	0.16%	0	0.00%	1	0.16%	1	0.16%
Provisional	1	11.11%	0	0.00%	0	0.00%	0	0.00%	0	0.00%
Total	8	0.61%	3	0.23%	4	0.31%	1	0.08%	2	0.15%
05804										
Polling	9	1.47%	0	0.00%	1	0.16%	0	0.00%	0	0.00%
Absentee	0	0.00%	0	0.00%	0	0.00%	0	0.00%	0	0.00%
Early Vote	3	0.45%	2	0.30%	1	0.15%	3	0.45%	1	0.15%
Provisional	0	0.00%	0	0.00%	0	0.00%	0	0.00%	0	0.00%
Total	12	0.92%	2	0.15%	2	0.15%	3	0.23%	1	0.08%
05905										
Polling	16	2.09%	2	0.26%	2	0.26%	6	0.78%	1	0.13%
Absentee	0	0.00%	0	0.00%	0	0.00%	0	0.00%	0	0.00%

RETRIEVED FROM DEMOCRACYDOCKET.COM

Statement of Votes Cast
Shelby County, TN
State and Federal General Election _Municipal Elections
November 6, 2018
SOVC For Jurisdiction Wide, All Counters, All Races
Official Combined Results

	GOVERNOR									
	Sherry L. Clark		Justin Cornett		Gabriel Fancher		Sean Bruce Fleming		William Helmstetter	
Early Vote	11	1.29%	1	0.12%	2	0.23%	1	0.12%	1	0.12%
Provisional	0	0.00%	0	0.00%	0	0.00%	0	0.00%	0	0.00%
Total	27	1.65%	3	0.18%	4	0.25%	7	0.43%	2	0.12%
06003										
Polling	6	1.26%	2	0.42%	0	0.00%	0	0.00%	0	0.00%
Absentee	0	0.00%	0	0.00%	0	0.00%	0	0.00%	0	0.00%
Early Vote	4	0.67%	3	0.51%	2	0.34%	2	0.34%	0	0.00%
Provisional	0	0.00%	0	0.00%	0	0.00%	0	0.00%	0	0.00%
Total	10	0.92%	5	0.46%	2	0.18%	2	0.18%	0	0.00%
06005										
Polling	3	1.01%	1	0.34%	1	0.34%	0	0.00%	0	0.00%
Absentee	0	0.00%	0	0.00%	0	0.00%	0	0.00%	0	0.00%
Early Vote	3	0.93%	1	0.31%	2	0.62%	0	0.00%	0	0.00%
Provisional	0	0.00%	0	0.00%	0	0.00%	0	0.00%	0	0.00%
Total	6	0.96%	2	0.32%	3	0.48%	0	0.00%	0	0.00%
06006										
Polling	3	0.75%	0	0.00%	1	0.25%	1	0.25%	0	0.00%
Absentee	0	0.00%	0	0.00%	0	0.00%	0	0.00%	0	0.00%
Early Vote	5	1.14%	0	0.00%	0	0.00%	0	0.00%	0	0.00%
Provisional	0	0.00%	0	0.00%	0	0.00%	0	0.00%	0	0.00%
Total	8	0.94%	0	0.00%	1	0.12%	1	0.12%	0	0.00%
06007										
Polling	18	2.17%	6	0.72%	1	0.12%	3	0.36%	0	0.00%
Absentee	0	0.00%	0	0.00%	0	0.00%	0	0.00%	0	0.00%
Early Vote	10	0.96%	5	0.48%	1	0.10%	1	0.10%	1	0.10%
Provisional	0	0.00%	0	0.00%	0	0.00%	0	0.00%	0	0.00%
Total	28	1.48%	11	0.58%	2	0.11%	4	0.21%	1	0.05%
06009										
Polling	5	1.18%	4	0.95%	1	0.24%	2	0.47%	1	0.24%
Absentee	0	0.00%	0	0.00%	0	0.00%	0	0.00%	0	0.00%
Early Vote	4	0.79%	2	0.39%	1	0.20%	1	0.20%	0	0.00%
Provisional	0	0.00%	0	0.00%	0	0.00%	0	0.00%	0	0.00%
Total	9	0.96%	6	0.64%	2	0.21%	3	0.32%	1	0.11%
06100										
Polling	0	0.00%	2	0.47%	2	0.47%	2	0.47%	1	0.24%
Absentee	0	0.00%	0	0.00%	0	0.00%	0	0.00%	0	0.00%
Early Vote	6	1.57%	4	1.04%	1	0.26%	0	0.00%	0	0.00%
Provisional	0	-	0	-	0	-	0	-	0	-
Total	6	0.74%	6	0.74%	3	0.37%	2	0.25%	1	0.12%
06200										
Polling	5	1.49%	0	0.00%	0	0.00%	1	0.30%	1	0.30%
Absentee	0	0.00%	0	0.00%	0	0.00%	0	0.00%	0	0.00%
Early Vote	3	0.89%	0	0.00%	0	0.00%	1	0.30%	0	0.00%
Provisional	0	0.00%	0	0.00%	0	0.00%	0	0.00%	0	0.00%
Total	8	1.17%	0	0.00%	0	0.00%	2	0.29%	1	0.15%
06400										
Polling	0	0.00%	0	0.00%	0	0.00%	0	0.00%	0	0.00%
Absentee	0	0.00%	0	0.00%	0	0.00%	0	0.00%	0	0.00%
Early Vote	2	0.14%	0	0.00%	0	0.00%	0	0.00%	0	0.00%
Provisional	0	0.00%	0	0.00%	0	0.00%	0	0.00%	0	0.00%
Total	2	0.09%	0	0.00%	0	0.00%	0	0.00%	0	0.00%
06600										
Polling	4	0.51%	0	0.00%	1	0.13%	2	0.26%	0	0.00%
Absentee	0	0.00%	0	0.00%	0	0.00%	0	0.00%	0	0.00%
Early Vote	6	0.45%	0	0.00%	0	0.00%	2	0.15%	2	0.15%
Provisional	0	0.00%	0	0.00%	0	0.00%	1	16.67%	0	0.00%
Total	10	0.47%	0	0.00%	1	0.05%	5	0.23%	2	0.09%
06701										

RETRIEVED FROM DEMOCRACYDOCKET.COM

Statement of Votes Cast
Shelby County, TN
State and Federal General Election _Municipal Elections
November 6, 2018
SOVC For Jurisdiction Wide, All Counters, All Races
Official Combined Results

	GOVERNOR									
	Sherry L. Clark		Justin Cornett		Gabriel Fancher		Sean Bruce Fleming		William Helmstetter	
Polling	2	0.27%	1	0.13%	2	0.27%	0	0.00%	0	0.00%
Absentee	0	0.00%	0	0.00%	0	0.00%	0	0.00%	0	0.00%
Early Vote	2	0.16%	1	0.08%	0	0.00%	1	0.08%	1	0.08%
Provisional	0	0.00%	0	0.00%	0	0.00%	0	0.00%	0	0.00%
Total	4	0.20%	2	0.10%	2	0.10%	1	0.05%	1	0.05%
06703										
Polling	0	0.00%	0	0.00%	1	0.20%	0	0.00%	0	0.00%
Absentee	0	0.00%	0	0.00%	0	0.00%	0	0.00%	0	0.00%
Early Vote	0	0.00%	1	0.11%	1	0.11%	1	0.11%	0	0.00%
Provisional	0	0.00%	0	0.00%	0	0.00%	0	0.00%	0	0.00%
Total	0	0.00%	1	0.07%	2	0.14%	1	0.07%	0	0.00%
06801										
Polling	4	0.67%	0	0.00%	0	0.00%	0	0.00%	0	0.00%
Absentee	0	0.00%	0	0.00%	0	0.00%	0	0.00%	0	0.00%
Early Vote	0	0.00%	1	0.11%	1	0.11%	0	0.00%	0	0.00%
Provisional	0	0.00%	0	0.00%	0	0.00%	0	0.00%	0	0.00%
Total	4	0.26%	1	0.06%	1	0.06%	0	0.00%	0	0.00%
06803										
Polling	0	0.00%	0	0.00%	1	0.16%	0	0.00%	0	0.00%
Absentee	0	0.00%	0	0.00%	0	0.00%	0	0.00%	0	0.00%
Early Vote	0	0.00%	1	0.07%	0	0.00%	0	0.00%	0	0.00%
Provisional	0	0.00%	0	0.00%	0	0.00%	0	0.00%	0	0.00%
Total	0	0.00%	1	0.05%	1	0.05%	0	0.00%	0	0.00%
06902										
Polling	5	1.67%	2	0.67%	0	0.00%	3	1.00%	0	0.00%
Absentee	0	0.00%	0	0.00%	0	0.00%	0	0.00%	0	0.00%
Early Vote	1	0.38%	1	0.38%	0	0.00%	0	0.00%	0	0.00%
Provisional	1	10.00%	0	0.00%	0	0.00%	0	0.00%	0	0.00%
Total	7	1.20%	3	0.52%	0	0.00%	3	0.52%	0	0.00%
07001										
Polling	4	0.87%	0	0.00%	2	0.44%	4	0.87%	1	0.22%
Absentee	0	0.00%	0	0.00%	0	0.00%	0	0.00%	0	0.00%
Early Vote	5	0.78%	2	0.31%	0	0.00%	1	0.16%	0	0.00%
Provisional	0	0.00%	0	0.00%	0	0.00%	0	0.00%	0	0.00%
Total	9	0.81%	2	0.18%	2	0.18%	5	0.45%	1	0.09%
07002										
Polling	5	1.13%	1	0.23%	1	0.23%	1	0.23%	0	0.00%
Absentee	0	0.00%	0	0.00%	0	0.00%	0	0.00%	0	0.00%
Early Vote	8	1.55%	2	0.39%	2	0.39%	0	0.00%	0	0.00%
Provisional	0	0.00%	0	0.00%	0	0.00%	0	0.00%	0	0.00%
Total	13	1.34%	3	0.31%	3	0.31%	1	0.10%	0	0.00%
07104										
Polling	9	1.24%	3	0.41%	3	0.41%	0	0.00%	0	0.00%
Absentee	0	0.00%	0	0.00%	0	0.00%	0	0.00%	0	0.00%
Early Vote	22	1.86%	2	0.17%	3	0.25%	0	0.00%	2	0.17%
Provisional	0	0.00%	0	0.00%	0	0.00%	0	0.00%	0	0.00%
Total	31	1.61%	5	0.26%	6	0.31%	0	0.00%	2	0.10%
07203										
Polling	10	1.63%	0	0.00%	1	0.16%	4	0.65%	2	0.33%
Absentee	0	0.00%	0	0.00%	0	0.00%	0	0.00%	0	0.00%
Early Vote	6	0.68%	2	0.23%	1	0.11%	1	0.11%	0	0.00%
Provisional	0	0.00%	0	0.00%	0	0.00%	0	0.00%	0	0.00%
Total	16	1.06%	2	0.13%	2	0.13%	5	0.33%	2	0.13%
07207										
Polling	4	0.79%	1	0.20%	1	0.20%	1	0.20%	1	0.20%
Absentee	0	0.00%	0	0.00%	0	0.00%	0	0.00%	0	0.00%
Early Vote	5	0.54%	1	0.11%	0	0.00%	2	0.22%	2	0.22%
Provisional	0	0.00%	0	0.00%	0	0.00%	0	0.00%	0	0.00%

RETRIEVED FROM DEMOCRACYDOCKET.COM

Statement of Votes Cast
Shelby County, TN
State and Federal General Election _Municipal Elections
November 6, 2018
SOVC For Jurisdiction Wide, All Counters, All Races
Official Combined Results

	GOVERNOR									
	Sherry L. Clark		Justin Cornett		Gabriel Fancher		Sean Bruce Fleming		William Helmstetter	
Total	9	0.62%	2	0.14%	1	0.07%	3	0.21%	3	0.21%
07301										
Polling	5	1.85%	0	0.00%	0	0.00%	1	0.37%	0	0.00%
Absentee	0	0.00%	0	0.00%	0	0.00%	0	0.00%	0	0.00%
Early Vote	7	2.08%	0	0.00%	0	0.00%	0	0.00%	0	0.00%
Provisional	1	50.00%	0	0.00%	0	0.00%	0	0.00%	0	0.00%
Total	13	2.06%	0	0.00%	0	0.00%	1	0.16%	0	0.00%
07303										
Polling	7	1.25%	3	0.53%	2	0.36%	2	0.36%	0	0.00%
Absentee	0	0.00%	0	0.00%	0	0.00%	0	0.00%	0	0.00%
Early Vote	9	1.13%	3	0.38%	1	0.13%	3	0.38%	0	0.00%
Provisional	1	14.29%	0	0.00%	0	0.00%	0	0.00%	0	0.00%
Total	17	1.24%	6	0.44%	3	0.22%	5	0.37%	0	0.00%
07401										
Polling	13	2.05%	2	0.31%	0	0.00%	0	0.00%	1	0.16%
Absentee	0	0.00%	0	0.00%	0	0.00%	0	0.00%	0	0.00%
Early Vote	8	0.75%	4	0.38%	0	0.00%	1	0.09%	0	0.00%
Provisional	0	0.00%	0	0.00%	0	0.00%	0	0.00%	0	0.00%
Total	21	1.23%	6	0.35%	0	0.00%	1	0.06%	1	0.06%
07402										
Polling	7	1.22%	1	0.17%	0	0.00%	1	0.17%	0	0.00%
Absentee	0	0.00%	0	0.00%	0	0.00%	0	0.00%	0	0.00%
Early Vote	9	0.78%	1	0.09%	2	0.17%	1	0.09%	1	0.09%
Provisional	0	0.00%	0	0.00%	0	0.00%	0	0.00%	0	0.00%
Total	16	0.91%	2	0.11%	2	0.11%	2	0.11%	1	0.06%
07405										
Polling	6	1.21%	1	0.20%	1	0.20%	2	0.40%	2	0.40%
Absentee	0	0.00%	0	0.00%	0	0.00%	0	0.00%	0	0.00%
Early Vote	7	0.87%	2	0.25%	3	0.37%	3	0.37%	0	0.00%
Provisional	0	0.00%	0	0.00%	0	0.00%	0	0.00%	0	0.00%
Total	13	0.99%	3	0.23%	4	0.31%	5	0.38%	2	0.15%
07409										
Polling	9	1.91%	2	0.43%	1	0.21%	0	0.00%	0	0.00%
Absentee	0	0.00%	0	0.00%	0	0.00%	0	0.00%	0	0.00%
Early Vote	10	1.69%	2	0.34%	0	0.00%	1	0.17%	0	0.00%
Provisional	0	0.00%	0	0.00%	0	0.00%	0	0.00%	0	0.00%
Total	19	1.77%	4	0.37%	1	0.09%	1	0.09%	0	0.00%
07501										
Polling	1	0.31%	1	0.31%	2	0.61%	1	0.31%	1	0.31%
Absentee	0	0.00%	0	0.00%	0	0.00%	0	0.00%	0	0.00%
Early Vote	11	1.70%	2	0.31%	1	0.15%	1	0.15%	2	0.31%
Provisional	0	0.00%	0	0.00%	0	0.00%	0	0.00%	0	0.00%
Total	12	1.22%	3	0.30%	3	0.30%	2	0.20%	3	0.30%
07506										
Polling	13	1.72%	3	0.40%	1	0.13%	4	0.53%	0	0.00%
Absentee	0	0.00%	0	0.00%	0	0.00%	0	0.00%	0	0.00%
Early Vote	23	1.76%	6	0.46%	3	0.23%	8	0.61%	3	0.23%
Provisional	0	0.00%	0	0.00%	0	0.00%	0	0.00%	0	0.00%
Total	36	1.73%	9	0.43%	4	0.19%	12	0.58%	3	0.14%
07507										
Polling	13	2.09%	3	0.48%	0	0.00%	2	0.32%	1	0.16%
Absentee	0	0.00%	0	0.00%	0	0.00%	0	0.00%	0	0.00%
Early Vote	23	2.22%	8	0.77%	1	0.10%	2	0.19%	2	0.19%
Provisional	0	-	0	-	0	-	0	-	0	-
Total	36	2.15%	11	0.66%	1	0.06%	4	0.24%	3	0.18%
07511										
Polling	9	1.40%	5	0.78%	3	0.47%	4	0.62%	0	0.00%
Absentee	0	0.00%	0	0.00%	0	0.00%	0	0.00%	0	0.00%

RETRIEVED FROM DEMOCRACYDOCKET.COM

Statement of Votes Cast
Shelby County, TN
State and Federal General Election _Municipal Elections
November 6, 2018
SOVC For Jurisdiction Wide, All Counters, All Races
Official Combined Results

	GOVERNOR									
	Sherry L. Clark		Justin Cornett		Gabriel Fancher		Sean Bruce Fleming		William Helmstetter	
Early Vote	12	0.89%	2	0.15%	1	0.07%	2	0.15%	3	0.22%
Provisional	0	0.00%	0	0.00%	0	0.00%	0	0.00%	0	0.00%
Total	21	1.04%	7	0.35%	4	0.20%	6	0.30%	3	0.15%
07604										
Polling	2	0.43%	0	0.00%	0	0.00%	1	0.22%	0	0.00%
Absentee	0	0.00%	0	0.00%	0	0.00%	0	0.00%	0	0.00%
Early Vote	5	0.56%	2	0.22%	0	0.00%	5	0.56%	0	0.00%
Provisional	0	0.00%	0	0.00%	0	0.00%	0	0.00%	0	0.00%
Total	7	0.51%	2	0.15%	0	0.00%	6	0.44%	0	0.00%
07605										
Polling	6	1.74%	1	0.29%	0	0.00%	1	0.29%	1	0.29%
Absentee	0	0.00%	0	0.00%	0	0.00%	0	0.00%	0	0.00%
Early Vote	6	0.84%	2	0.28%	3	0.42%	1	0.14%	1	0.14%
Provisional	0	0.00%	0	0.00%	0	0.00%	0	0.00%	0	0.00%
Total	12	1.12%	3	0.28%	3	0.28%	2	0.19%	2	0.19%
07606										
Polling	3	0.52%	0	0.00%	1	0.17%	1	0.17%	1	0.17%
Absentee	0	0.00%	0	0.00%	0	0.00%	0	0.00%	0	0.00%
Early Vote	16	1.41%	3	0.26%	2	0.18%	2	0.18%	0	0.00%
Provisional	0	0.00%	0	0.00%	0	0.00%	0	0.00%	0	0.00%
Total	19	1.09%	3	0.17%	3	0.17%	3	0.17%	1	0.06%
07701										
Polling	10	1.79%	1	0.18%	1	0.18%	0	0.00%	0	0.00%
Absentee	0	0.00%	0	0.00%	0	0.00%	0	0.00%	0	0.00%
Early Vote	14	1.02%	3	0.22%	3	0.22%	0	0.00%	1	0.07%
Provisional	1	50.00%	0	0.00%	0	0.00%	0	0.00%	0	0.00%
Total	25	1.28%	4	0.20%	4	0.20%	0	0.00%	1	0.05%
07703										
Polling	6	1.45%	1	0.24%	1	0.24%	1	0.24%	0	0.00%
Absentee	0	0.00%	0	0.00%	0	0.00%	0	0.00%	0	0.00%
Early Vote	12	1.25%	6	0.62%	1	0.10%	2	0.21%	2	0.21%
Provisional	0	0.00%	0	0.00%	0	0.00%	0	0.00%	0	0.00%
Total	18	1.28%	7	0.50%	2	0.14%	3	0.21%	2	0.14%
07803										
Polling	7	1.48%	1	0.21%	1	0.21%	0	0.00%	0	0.00%
Absentee	0	0.00%	0	0.00%	0	0.00%	0	0.00%	0	0.00%
Early Vote	5	0.47%	3	0.28%	0	0.00%	4	0.38%	1	0.09%
Provisional	0	0.00%	0	0.00%	0	0.00%	0	0.00%	0	0.00%
Total	12	0.77%	4	0.26%	1	0.06%	4	0.26%	1	0.06%
07901										
Polling	7	1.06%	3	0.46%	3	0.46%	1	0.15%	0	0.00%
Absentee	0	0.00%	0	0.00%	0	0.00%	0	0.00%	0	0.00%
Early Vote	17	1.36%	4	0.32%	3	0.24%	4	0.32%	4	0.32%
Provisional	0	0.00%	0	0.00%	0	0.00%	0	0.00%	0	0.00%
Total	24	1.20%	7	0.35%	6	0.30%	5	0.25%	4	0.20%
07902										
Polling	4	0.79%	1	0.20%	1	0.20%	1	0.20%	0	0.00%
Absentee	1	7.14%	0	0.00%	0	0.00%	0	0.00%	0	0.00%
Early Vote	10	0.92%	3	0.28%	1	0.09%	4	0.37%	0	0.00%
Provisional	0	0.00%	0	0.00%	0	0.00%	0	0.00%	0	0.00%
Total	15	0.93%	4	0.25%	2	0.12%	5	0.31%	0	0.00%
07903										
Polling	6	0.87%	0	0.00%	2	0.29%	0	0.00%	2	0.29%
Absentee	0	0.00%	0	0.00%	0	0.00%	0	0.00%	0	0.00%
Early Vote	8	0.74%	4	0.37%	1	0.09%	2	0.18%	1	0.09%
Provisional	0	0.00%	0	0.00%	0	0.00%	0	0.00%	0	0.00%
Total	14	0.78%	4	0.22%	3	0.17%	2	0.11%	3	0.17%
07907										

RETRIEVED FROM DEMOCRACYDOCKET.COM

Statement of Votes Cast
Shelby County, TN
State and Federal General Election _Municipal Elections
November 6, 2018
SOVC For Jurisdiction Wide, All Counters, All Races
Official Combined Results

	GOVERNOR									
	Sherry L. Clark		Justin Cornett		Gabriel Fancher		Sean Bruce Fleming		William Helmstetter	
Polling	6	1.54%	1	0.26%	0	0.00%	2	0.51%	0	0.00%
Absentee	0	0.00%	0	0.00%	0	0.00%	0	0.00%	0	0.00%
Early Vote	5	0.65%	3	0.39%	0	0.00%	1	0.13%	1	0.13%
Provisional	0	0.00%	0	0.00%	0	0.00%	0	0.00%	0	0.00%
Total	11	0.95%	4	0.34%	0	0.00%	3	0.26%	1	0.09%
08002										
Polling	0	0.00%	0	0.00%	0	0.00%	0	0.00%	0	0.00%
Absentee	0	0.00%	0	0.00%	0	0.00%	0	0.00%	0	0.00%
Early Vote	2	0.13%	2	0.13%	0	0.00%	1	0.06%	0	0.00%
Provisional	0	0.00%	0	0.00%	0	0.00%	0	0.00%	0	0.00%
Total	2	0.08%	2	0.08%	0	0.00%	1	0.04%	0	0.00%
08101										
Polling	0	0.00%	2	0.32%	0	0.00%	0	0.00%	0	0.00%
Absentee	0	0.00%	1	1.56%	0	0.00%	0	0.00%	0	0.00%
Early Vote	3	0.21%	2	0.14%	0	0.00%	0	0.00%	1	0.07%
Provisional	0	0.00%	0	0.00%	0	0.00%	0	0.00%	0	0.00%
Total	3	0.14%	5	0.24%	0	0.00%	0	0.00%	1	0.05%
08103										
Polling	0	0.00%	0	0.00%	1	0.16%	0	0.00%	0	0.00%
Absentee	0	0.00%	0	0.00%	0	0.00%	0	0.00%	0	0.00%
Early Vote	2	0.14%	0	0.00%	1	0.07%	0	0.00%	0	0.00%
Provisional	0	0.00%	0	0.00%	0	0.00%	0	0.00%	0	0.00%
Total	2	0.09%	0	0.00%	2	0.09%	0	0.00%	0	0.00%
08105										
Polling	3	0.54%	0	0.00%	0	0.00%	1	0.18%	0	0.00%
Absentee	0	0.00%	0	0.00%	0	0.00%	0	0.00%	0	0.00%
Early Vote	2	0.21%	1	0.11%	1	0.11%	1	0.11%	1	0.11%
Provisional	0	0.00%	0	0.00%	0	0.00%	0	0.00%	0	0.00%
Total	5	0.32%	1	0.06%	1	0.06%	2	0.13%	1	0.06%
08107										
Polling	7	0.67%	3	0.29%	3	0.29%	4	0.39%	1	0.10%
Absentee	0	0.00%	0	0.00%	0	0.00%	1	2.08%	0	0.00%
Early Vote	7	0.46%	4	0.26%	0	0.00%	0	0.00%	0	0.00%
Provisional	0	0.00%	0	0.00%	0	0.00%	0	0.00%	0	0.00%
Total	14	0.53%	7	0.27%	3	0.11%	5	0.19%	1	0.04%
08202										
Polling	4	1.84%	1	0.46%	0	0.00%	0	0.00%	1	0.46%
Absentee	0	0.00%	0	0.00%	0	0.00%	0	0.00%	0	0.00%
Early Vote	4	1.34%	1	0.33%	1	0.33%	0	0.00%	0	0.00%
Provisional	0	0.00%	0	0.00%	0	0.00%	0	0.00%	0	0.00%
Total	8	1.53%	2	0.38%	1	0.19%	0	0.00%	1	0.19%
08300										
Polling	3	1.38%	1	0.46%	0	0.00%	1	0.46%	1	0.46%
Absentee	0	0.00%	0	0.00%	0	0.00%	0	0.00%	0	0.00%
Early Vote	1	0.37%	2	0.73%	0	0.00%	0	0.00%	0	0.00%
Provisional	0	-	0	-	0	-	0	-	0	-
Total	4	0.81%	3	0.61%	0	0.00%	1	0.20%	1	0.20%
08402										
Polling	3	1.62%	0	0.00%	0	0.00%	1	0.54%	1	0.54%
Absentee	0	0.00%	0	0.00%	0	0.00%	0	0.00%	0	0.00%
Early Vote	1	0.33%	0	0.00%	0	0.00%	1	0.33%	0	0.00%
Provisional	0	0.00%	0	0.00%	0	0.00%	0	0.00%	0	0.00%
Total	4	0.81%	0	0.00%	0	0.00%	2	0.40%	1	0.20%
08600										
Polling	5	0.84%	1	0.17%	1	0.17%	1	0.17%	0	0.00%
Absentee	0	0.00%	0	0.00%	0	0.00%	0	0.00%	0	0.00%
Early Vote	14	1.08%	1	0.08%	1	0.08%	1	0.08%	1	0.08%
Provisional	0	0.00%	0	0.00%	0	0.00%	0	0.00%	0	0.00%

RETRIEVED FROM DEMOCRACYDOCKET.COM

Statement of Votes Cast
Shelby County, TN
State and Federal General Election _Municipal Elections
November 6, 2018
SOVC For Jurisdiction Wide, All Counters, All Races
Official Combined Results

	GOVERNOR									
	Sherry L. Clark		Justin Cornett		Gabriel Fancher		Sean Bruce Fleming		William Helmstetter	
Total	19	0.99%	2	0.10%	2	0.10%	2	0.10%	1	0.05%
08702										
Polling	6	1.27%	1	0.21%	1	0.21%	1	0.21%	0	0.00%
Absentee	0	0.00%	0	0.00%	0	0.00%	0	0.00%	0	0.00%
Early Vote	5	0.57%	0	0.00%	3	0.34%	2	0.23%	1	0.11%
Provisional	0	0.00%	0	0.00%	0	0.00%	1	12.50%	0	0.00%
Total	11	0.81%	1	0.07%	4	0.29%	4	0.29%	1	0.07%
08703										
Polling	5	0.60%	0	0.00%	1	0.12%	2	0.24%	0	0.00%
Absentee	0	0.00%	0	0.00%	0	0.00%	0	0.00%	0	0.00%
Early Vote	10	0.67%	4	0.27%	2	0.13%	5	0.33%	0	0.00%
Provisional	0	0.00%	0	0.00%	1	12.50%	0	0.00%	0	0.00%
Total	15	0.64%	4	0.17%	4	0.17%	7	0.30%	0	0.00%
08704										
Polling	4	0.81%	1	0.20%	0	0.00%	4	0.81%	0	0.00%
Absentee	0	0.00%	0	0.00%	0	0.00%	0	0.00%	0	0.00%
Early Vote	5	0.46%	0	0.00%	1	0.09%	1	0.09%	0	0.00%
Provisional	0	0.00%	0	0.00%	0	0.00%	0	0.00%	0	0.00%
Total	9	0.56%	1	0.06%	1	0.06%	5	0.31%	0	0.00%
08802										
Polling	1	0.26%	0	0.00%	1	0.26%	0	0.00%	1	0.26%
Absentee	0	0.00%	0	0.00%	0	0.00%	0	0.00%	0	0.00%
Early Vote	2	0.36%	1	0.18%	2	0.36%	0	0.00%	0	0.00%
Provisional	0	0.00%	0	0.00%	0	0.00%	0	0.00%	0	0.00%
Total	3	0.32%	1	0.11%	3	0.32%	0	0.00%	1	0.11%
08803										
Polling	9	1.30%	2	0.29%	3	0.43%	1	0.14%	0	0.00%
Absentee	0	0.00%	0	0.00%	0	0.00%	0	0.00%	0	0.00%
Early Vote	6	0.73%	0	0.00%	1	0.12%	1	0.12%	0	0.00%
Provisional	0	0.00%	0	0.00%	0	0.00%	0	0.00%	0	0.00%
Total	15	0.97%	2	0.13%	4	0.26%	2	0.13%	0	0.00%
08804										
Polling	2	0.57%	2	0.57%	1	0.29%	1	0.29%	1	0.29%
Absentee	0	0.00%	0	0.00%	0	0.00%	0	0.00%	0	0.00%
Early Vote	8	1.81%	0	0.00%	0	0.00%	2	0.45%	0	0.00%
Provisional	0	0.00%	0	0.00%	0	0.00%	0	0.00%	0	0.00%
Total	10	1.25%	2	0.25%	1	0.13%	3	0.38%	1	0.13%
08901										
Polling	2	0.45%	1	0.23%	2	0.45%	1	0.23%	0	0.00%
Absentee	0	0.00%	0	0.00%	0	0.00%	0	0.00%	0	0.00%
Early Vote	2	0.37%	0	0.00%	4	0.73%	1	0.18%	0	0.00%
Provisional	1	6.67%	0	0.00%	0	0.00%	0	0.00%	1	6.67%
Total	5	0.49%	1	0.10%	6	0.59%	2	0.20%	1	0.10%
08902										
Polling	8	1.06%	2	0.27%	2	0.27%	1	0.13%	0	0.00%
Absentee	0	0.00%	0	0.00%	0	0.00%	0	0.00%	0	0.00%
Early Vote	5	0.78%	2	0.31%	1	0.16%	0	0.00%	1	0.16%
Provisional	0	0.00%	0	0.00%	0	0.00%	0	0.00%	0	0.00%
Total	13	0.91%	4	0.28%	3	0.21%	1	0.07%	1	0.07%
09002										
Polling	12	1.85%	2	0.31%	1	0.15%	6	0.93%	0	0.00%
Absentee	0	0.00%	0	0.00%	0	0.00%	0	0.00%	0	0.00%
Early Vote	8	0.91%	0	0.00%	1	0.11%	3	0.34%	0	0.00%
Provisional	0	0.00%	0	0.00%	0	0.00%	0	0.00%	0	0.00%
Total	20	1.29%	2	0.13%	2	0.13%	9	0.58%	0	0.00%
09003										
Polling	8	1.48%	0	0.00%	0	0.00%	3	0.55%	1	0.18%
Absentee	0	0.00%	0	0.00%	0	0.00%	0	0.00%	0	0.00%

RETRIEVED FROM DEMOCRACYDOCKET.COM

Statement of Votes Cast
Shelby County, TN
State and Federal General Election _Municipal Elections
November 6, 2018
SOVC For Jurisdiction Wide, All Counters, All Races
Official Combined Results

	GOVERNOR									
	Sherry L. Clark		Justin Cornett		Gabriel Fancher		Sean Bruce Fleming		William Helmstetter	
Early Vote	9	1.03%	0	0.00%	1	0.11%	0	0.00%	3	0.34%
Provisional	0	0.00%	0	0.00%	0	0.00%	0	0.00%	0	0.00%
Total	17	1.19%	0	0.00%	1	0.07%	3	0.21%	4	0.28%
09101										
Polling	8	0.99%	0	0.00%	2	0.25%	0	0.00%	1	0.12%
Absentee	1	1.54%	0	0.00%	0	0.00%	0	0.00%	0	0.00%
Early Vote	3	0.17%	2	0.11%	0	0.00%	0	0.00%	0	0.00%
Provisional	0	0.00%	0	0.00%	0	0.00%	0	0.00%	0	0.00%
Total	12	0.45%	2	0.08%	2	0.08%	0	0.00%	1	0.04%
09102										
Polling	6	0.80%	1	0.13%	0	0.00%	2	0.27%	1	0.13%
Absentee	0	0.00%	0	0.00%	0	0.00%	0	0.00%	0	0.00%
Early Vote	5	0.32%	0	0.00%	3	0.19%	0	0.00%	0	0.00%
Provisional	0	0.00%	0	0.00%	0	0.00%	0	0.00%	0	0.00%
Total	11	0.46%	1	0.04%	3	0.13%	2	0.08%	1	0.04%
09104										
Polling	2	0.24%	1	0.12%	2	0.24%	0	0.00%	1	0.12%
Absentee	0	0.00%	0	0.00%	0	0.00%	0	0.00%	0	0.00%
Early Vote	5	0.31%	2	0.12%	1	0.06%	0	0.00%	1	0.06%
Provisional	0	0.00%	0	0.00%	0	0.00%	0	0.00%	0	0.00%
Total	7	0.28%	3	0.12%	3	0.12%	0	0.00%	2	0.08%
09201										
Polling	2	0.74%	1	0.37%	0	0.00%	0	0.00%	1	0.37%
Absentee	0	0.00%	0	0.00%	0	0.00%	0	0.00%	0	0.00%
Early Vote	3	0.85%	0	0.00%	0	0.00%	0	0.00%	1	0.28%
Provisional	0	0.00%	0	0.00%	0	0.00%	0	0.00%	0	0.00%
Total	5	0.80%	1	0.16%	0	0.00%	0	0.00%	2	0.32%
09301										
Polling	7	1.26%	0	0.00%	0	0.00%	0	0.00%	0	0.00%
Absentee	0	0.00%	0	0.00%	0	0.00%	0	0.00%	0	0.00%
Early Vote	3	0.46%	1	0.15%	2	0.31%	2	0.31%	0	0.00%
Provisional	0	0.00%	0	0.00%	0	0.00%	0	0.00%	0	0.00%
Total	10	0.82%	1	0.08%	2	0.16%	2	0.16%	0	0.00%
09303										
Polling	7	1.97%	0	0.00%	2	0.56%	2	0.56%	1	0.28%
Absentee	0	0.00%	0	0.00%	0	0.00%	0	0.00%	0	0.00%
Early Vote	4	0.76%	0	0.00%	2	0.38%	0	0.00%	0	0.00%
Provisional	0	0.00%	0	0.00%	0	0.00%	0	0.00%	0	0.00%
Total	11	1.09%	0	0.00%	4	0.40%	2	0.20%	1	0.10%
09403										
Polling	9	1.23%	2	0.27%	2	0.27%	2	0.27%	1	0.14%
Absentee	0	0.00%	0	0.00%	0	0.00%	0	0.00%	0	0.00%
Early Vote	10	0.84%	0	0.00%	0	0.00%	3	0.25%	0	0.00%
Provisional	0	0.00%	0	0.00%	0	0.00%	0	0.00%	0	0.00%
Total	19	0.97%	2	0.10%	2	0.10%	5	0.26%	1	0.05%
09406										
Polling	13	2.57%	1	0.20%	0	0.00%	3	0.59%	0	0.00%
Absentee	0	0.00%	0	0.00%	0	0.00%	0	0.00%	0	0.00%
Early Vote	4	0.74%	1	0.18%	0	0.00%	1	0.18%	1	0.18%
Provisional	0	0.00%	0	0.00%	0	0.00%	0	0.00%	0	0.00%
Total	17	1.61%	2	0.19%	0	0.00%	4	0.38%	1	0.09%
09407										
Polling	12	1.23%	3	0.31%	1	0.10%	3	0.31%	0	0.00%
Absentee	0	0.00%	0	0.00%	0	0.00%	0	0.00%	0	0.00%
Early Vote	6	0.52%	5	0.44%	1	0.09%	1	0.09%	0	0.00%
Provisional	0	-	0	-	0	-	0	-	0	-
Total	18	0.84%	8	0.37%	2	0.09%	4	0.19%	0	0.00%
09408										

RETRIEVED FROM DEMOCRACYDOCKET.COM

Statement of Votes Cast
Shelby County, TN
State and Federal General Election _Municipal Elections
November 6, 2018
SOVC For Jurisdiction Wide, All Counters, All Races
Official Combined Results

	GOVERNOR									
	Sherry L. Clark		Justin Cornett		Gabriel Fancher		Sean Bruce Fleming		William Helmstetter	
Polling	4	0.62%	1	0.16%	3	0.47%	1	0.16%	0	0.00%
Absentee	0	0.00%	0	0.00%	0	0.00%	0	0.00%	0	0.00%
Early Vote	5	0.47%	3	0.28%	1	0.09%	1	0.09%	0	0.00%
Provisional	0	0.00%	0	0.00%	0	0.00%	0	0.00%	0	0.00%
Total	9	0.52%	4	0.23%	4	0.23%	2	0.12%	0	0.00%
09501										
Polling	4	0.46%	1	0.11%	6	0.69%	1	0.11%	0	0.00%
Absentee	0	0.00%	0	0.00%	0	0.00%	0	0.00%	0	0.00%
Early Vote	2	0.17%	1	0.09%	1	0.09%	2	0.17%	0	0.00%
Provisional	0	0.00%	1	12.50%	0	0.00%	0	0.00%	0	0.00%
Total	6	0.29%	3	0.15%	7	0.34%	3	0.15%	0	0.00%
09505										
Polling	3	0.45%	0	0.00%	2	0.30%	2	0.30%	1	0.15%
Absentee	0	0.00%	0	0.00%	0	0.00%	0	0.00%	0	0.00%
Early Vote	3	0.27%	2	0.18%	1	0.09%	2	0.18%	0	0.00%
Provisional	0	0.00%	0	0.00%	0	0.00%	0	0.00%	0	0.00%
Total	6	0.33%	2	0.11%	3	0.16%	4	0.22%	1	0.05%
09506										
Polling	3	0.54%	1	0.18%	2	0.36%	0	0.00%	1	0.18%
Absentee	0	0.00%	0	0.00%	0	0.00%	0	0.00%	0	0.00%
Early Vote	2	0.18%	0	0.00%	2	0.18%	0	0.00%	1	0.09%
Provisional	0	0.00%	0	0.00%	0	0.00%	0	0.00%	0	0.00%
Total	5	0.29%	1	0.06%	4	0.23%	0	0.00%	2	0.12%
09507										
Polling	2	0.39%	0	0.00%	0	0.00%	1	0.20%	0	0.00%
Absentee	0	0.00%	0	0.00%	0	0.00%	0	0.00%	0	0.00%
Early Vote	3	0.34%	1	0.11%	1	0.11%	0	0.00%	0	0.00%
Provisional	0	0.00%	0	0.00%	0	0.00%	0	0.00%	0	0.00%
Total	5	0.35%	1	0.07%	1	0.07%	1	0.07%	0	0.00%
09508										
Polling	1	0.14%	2	0.28%	1	0.14%	1	0.14%	0	0.00%
Absentee	0	0.00%	0	0.00%	0	0.00%	0	0.00%	0	0.00%
Early Vote	5	0.28%	1	0.06%	0	0.00%	0	0.00%	0	0.00%
Provisional	0	0.00%	0	0.00%	0	0.00%	0	0.00%	0	0.00%
Total	6	0.24%	3	0.12%	1	0.04%	1	0.04%	0	0.00%
09601										
Polling	9	1.31%	1	0.15%	0	0.00%	0	0.00%	1	0.15%
Absentee	0	0.00%	0	0.00%	0	0.00%	0	0.00%	0	0.00%
Early Vote	7	0.63%	0	0.00%	0	0.00%	1	0.09%	0	0.00%
Provisional	0	0.00%	0	0.00%	0	0.00%	0	0.00%	0	0.00%
Total	16	0.88%	1	0.06%	0	0.00%	1	0.06%	1	0.06%
09602										
Polling	4	0.49%	2	0.24%	1	0.12%	1	0.12%	1	0.12%
Absentee	0	0.00%	0	0.00%	0	0.00%	0	0.00%	0	0.00%
Early Vote	1	0.07%	1	0.07%	3	0.21%	1	0.07%	0	0.00%
Provisional	0	0.00%	0	0.00%	0	0.00%	0	0.00%	0	0.00%
Total	5	0.22%	3	0.13%	4	0.18%	2	0.09%	1	0.04%
ARL01										
Polling	4	0.35%	0	0.00%	1	0.09%	0	0.00%	0	0.00%
Absentee	0	0.00%	0	0.00%	0	0.00%	0	0.00%	0	0.00%
Early Vote	1	0.04%	1	0.04%	1	0.04%	0	0.00%	1	0.04%
Provisional	0	0.00%	0	0.00%	0	0.00%	0	0.00%	0	0.00%
Total	5	0.14%	1	0.03%	2	0.06%	0	0.00%	1	0.03%
ARL02										
Polling	0	0.00%	0	0.00%	0	0.00%	0	0.00%	0	0.00%
Absentee	0	0.00%	0	0.00%	0	0.00%	0	0.00%	0	0.00%
Early Vote	2	0.19%	0	0.00%	0	0.00%	0	0.00%	0	0.00%
Provisional	0	0.00%	0	0.00%	0	0.00%	0	0.00%	0	0.00%

RETRIEVED FROM DEMOCRACYDOCKET.COM

Statement of Votes Cast
Shelby County, TN
State and Federal General Election _Municipal Elections
November 6, 2018
SOVC For Jurisdiction Wide, All Counters, All Races
Official Combined Results

	GOVERNOR									
	Sherry L. Clark		Justin Cornett		Gabriel Fancher		Sean Bruce Fleming		William Helmstetter	
Total	2	0.12%	0	0.00%	0	0.00%	0	0.00%	0	0.00%
BAR03										
Polling	1	0.17%	0	0.00%	1	0.17%	1	0.17%	0	0.00%
Absentee	0	0.00%	0	0.00%	0	0.00%	0	0.00%	0	0.00%
Early Vote	3	0.22%	0	0.00%	0	0.00%	0	0.00%	0	0.00%
Provisional	0	0.00%	0	0.00%	0	0.00%	0	0.00%	0	0.00%
Total	4	0.20%	0	0.00%	1	0.05%	1	0.05%	0	0.00%
BAR04										
Polling	1	0.14%	1	0.14%	0	0.00%	0	0.00%	0	0.00%
Absentee	0	0.00%	0	0.00%	0	0.00%	0	0.00%	0	0.00%
Early Vote	4	0.20%	2	0.10%	2	0.10%	1	0.05%	0	0.00%
Provisional	0	0.00%	0	0.00%	0	0.00%	0	0.00%	0	0.00%
Total	5	0.19%	3	0.11%	2	0.07%	1	0.04%	0	0.00%
BAR05										
Polling	4	0.40%	1	0.10%	1	0.10%	1	0.10%	0	0.00%
Absentee	0	0.00%	0	0.00%	0	0.00%	2	5.26%	0	0.00%
Early Vote	5	0.32%	1	0.06%	0	0.00%	2	0.13%	1	0.06%
Provisional	0	0.00%	0	0.00%	0	0.00%	0	0.00%	0	0.00%
Total	9	0.35%	2	0.08%	1	0.04%	5	0.19%	1	0.04%
BAR06										
Polling	3	0.42%	0	0.00%	2	0.28%	0	0.00%	0	0.00%
Absentee	0	0.00%	0	0.00%	0	0.00%	0	0.00%	0	0.00%
Early Vote	1	0.09%	0	0.00%	1	0.09%	0	0.00%	1	0.09%
Provisional	0	0.00%	0	0.00%	0	0.00%	0	0.00%	0	0.00%
Total	4	0.21%	0	0.00%	3	0.16%	0	0.00%	1	0.05%
BAR08										
Polling	5	0.56%	1	0.11%	1	0.11%	1	0.11%	0	0.00%
Absentee	0	0.00%	0	0.00%	0	0.00%	0	0.00%	0	0.00%
Early Vote	2	0.09%	1	0.04%	2	0.09%	2	0.09%	0	0.00%
Provisional	0	0.00%	0	0.00%	0	0.00%	0	0.00%	0	0.00%
Total	7	0.22%	2	0.06%	3	0.09%	3	0.09%	0	0.00%
BAR09										
Polling	3	0.37%	1	0.12%	3	0.37%	1	0.12%	0	0.00%
Absentee	0	0.00%	0	0.00%	0	0.00%	0	0.00%	0	0.00%
Early Vote	2	0.12%	2	0.12%	0	0.00%	0	0.00%	0	0.00%
Provisional	0	0.00%	0	0.00%	0	0.00%	0	0.00%	0	0.00%
Total	5	0.20%	3	0.12%	3	0.12%	1	0.04%	0	0.00%
BAR11										
Polling	1	0.16%	0	0.00%	0	0.00%	0	0.00%	0	0.00%
Absentee	0	0.00%	0	0.00%	0	0.00%	0	0.00%	0	0.00%
Early Vote	2	0.18%	3	0.27%	0	0.00%	1	0.09%	0	0.00%
Provisional	0	0.00%	0	0.00%	0	0.00%	0	0.00%	0	0.00%
Total	3	0.17%	3	0.17%	0	0.00%	1	0.06%	0	0.00%
BAR13										
Polling	4	0.42%	0	0.00%	1	0.10%	0	0.00%	0	0.00%
Absentee	0	0.00%	0	0.00%	0	0.00%	0	0.00%	0	0.00%
Early Vote	5	0.25%	1	0.05%	0	0.00%	2	0.10%	2	0.10%
Provisional	0	0.00%	0	0.00%	0	0.00%	0	0.00%	0	0.00%
Total	9	0.30%	1	0.03%	1	0.03%	2	0.07%	2	0.07%
BRU01										
Polling	0	0.00%	0	0.00%	1	0.21%	0	0.00%	0	0.00%
Absentee	0	0.00%	0	0.00%	0	0.00%	0	0.00%	0	0.00%
Early Vote	2	0.17%	1	0.09%	0	0.00%	2	0.17%	0	0.00%
Provisional	0	0.00%	0	0.00%	0	0.00%	0	0.00%	0	0.00%
Total	2	0.12%	1	0.06%	1	0.06%	2	0.12%	0	0.00%
BRU02										
Polling	2	0.21%	1	0.10%	0	0.00%	1	0.10%	0	0.00%
Absentee	1	4.55%	0	0.00%	0	0.00%	0	0.00%	0	0.00%

RETRIEVED FROM DEMOCRACYDOCKET.COM

Statement of Votes Cast
Shelby County, TN
State and Federal General Election _Municipal Elections
November 6, 2018
SOVC For Jurisdiction Wide, All Counters, All Races
Official Combined Results

	GOVERNOR									
	Sherry L. Clark		Justin Cornett		Gabriel Fancher		Sean Bruce Fleming		William Helmstetter	
Early Vote	5	0.27%	1	0.05%	1	0.05%	1	0.05%	0	0.00%
Provisional	0	0.00%	0	0.00%	0	0.00%	0	0.00%	0	0.00%
Total	8	0.28%	2	0.07%	1	0.03%	2	0.07%	0	0.00%
COL01										
Polling	4	0.43%	0	0.00%	0	0.00%	0	0.00%	0	0.00%
Absentee	0	0.00%	0	0.00%	0	0.00%	0	0.00%	0	0.00%
Early Vote	1	0.05%	1	0.05%	1	0.05%	1	0.05%	0	0.00%
Provisional	0	0.00%	0	0.00%	0	0.00%	0	0.00%	0	0.00%
Total	5	0.17%	1	0.03%	1	0.03%	1	0.03%	0	0.00%
COL02										
Polling	4	0.47%	1	0.12%	2	0.24%	2	0.24%	0	0.00%
Absentee	0	0.00%	0	0.00%	0	0.00%	0	0.00%	0	0.00%
Early Vote	6	0.33%	3	0.17%	1	0.06%	0	0.00%	1	0.06%
Provisional	0	0.00%	0	0.00%	0	0.00%	0	0.00%	0	0.00%
Total	10	0.37%	4	0.15%	3	0.11%	2	0.07%	1	0.04%
COL03										
Polling	1	0.17%	1	0.17%	2	0.33%	0	0.00%	0	0.00%
Absentee	0	0.00%	0	0.00%	0	0.00%	0	0.00%	0	0.00%
Early Vote	6	0.35%	1	0.06%	0	0.00%	0	0.00%	1	0.06%
Provisional	0	0.00%	0	0.00%	0	0.00%	0	0.00%	0	0.00%
Total	7	0.30%	2	0.09%	2	0.09%	0	0.00%	1	0.04%
COL04										
Polling	1	0.14%	1	0.14%	0	0.00%	0	0.00%	0	0.00%
Absentee	0	0.00%	0	0.00%	0	0.00%	0	0.00%	0	0.00%
Early Vote	1	0.05%	0	0.00%	0	0.00%	2	0.10%	0	0.00%
Provisional	0	0.00%	0	0.00%	0	0.00%	0	0.00%	0	0.00%
Total	2	0.07%	1	0.04%	0	0.00%	2	0.07%	0	0.00%
COL05										
Polling	0	0.00%	0	0.00%	0	0.00%	1	0.19%	0	0.00%
Absentee	0	0.00%	0	0.00%	0	0.00%	0	0.00%	0	0.00%
Early Vote	2	0.21%	1	0.10%	1	0.10%	1	0.10%	0	0.00%
Provisional	0	0.00%	0	0.00%	0	0.00%	0	0.00%	0	0.00%
Total	2	0.13%	1	0.07%	1	0.07%	2	0.13%	0	0.00%
COL06										
Polling	1	0.19%	0	0.00%	0	0.00%	0	0.00%	0	0.00%
Absentee	0	0.00%	0	0.00%	0	0.00%	0	0.00%	0	0.00%
Early Vote	2	0.13%	0	0.00%	1	0.06%	1	0.06%	0	0.00%
Provisional	0	0.00%	0	0.00%	0	0.00%	0	0.00%	0	0.00%
Total	3	0.14%	0	0.00%	1	0.05%	1	0.05%	0	0.00%
COL07										
Polling	2	0.24%	1	0.12%	1	0.12%	0	0.00%	1	0.12%
Absentee	0	0.00%	0	0.00%	0	0.00%	0	0.00%	0	0.00%
Early Vote	4	0.27%	0	0.00%	0	0.00%	0	0.00%	1	0.07%
Provisional	0	0.00%	0	0.00%	0	0.00%	0	0.00%	0	0.00%
Total	6	0.25%	1	0.04%	1	0.04%	0	0.00%	2	0.08%
COL08										
Polling	1	0.19%	1	0.19%	0	0.00%	0	0.00%	0	0.00%
Absentee	0	0.00%	0	0.00%	0	0.00%	0	0.00%	0	0.00%
Early Vote	1	0.10%	0	0.00%	0	0.00%	0	0.00%	0	0.00%
Provisional	0	0.00%	0	0.00%	0	0.00%	0	0.00%	0	0.00%
Total	2	0.13%	1	0.06%	0	0.00%	0	0.00%	0	0.00%
COL09										
Polling	1	0.17%	0	0.00%	1	0.17%	0	0.00%	0	0.00%
Absentee	0	0.00%	0	0.00%	0	0.00%	0	0.00%	0	0.00%
Early Vote	2	0.11%	0	0.00%	0	0.00%	0	0.00%	0	0.00%
Provisional	0	0.00%	0	0.00%	0	0.00%	0	0.00%	0	0.00%
Total	3	0.12%	0	0.00%	1	0.04%	0	0.00%	0	0.00%
COR03										

RETRIEVED FROM DEMOCRACYDOCKET.COM

Statement of Votes Cast
Shelby County, TN
State and Federal General Election _Municipal Elections
November 6, 2018
SOVC For Jurisdiction Wide, All Counters, All Races
Official Combined Results

	GOVERNOR									
	Sherry L. Clark		Justin Cornett		Gabriel Fancher		Sean Bruce Fleming		William Helmstetter	
Polling	2	0.21%	0	0.00%	0	0.00%	2	0.21%	0	0.00%
Absentee	0	0.00%	0	0.00%	0	0.00%	0	0.00%	0	0.00%
Early Vote	0	0.00%	1	0.05%	1	0.05%	1	0.05%	1	0.05%
Provisional	0	0.00%	0	0.00%	0	0.00%	0	0.00%	0	0.00%
Total	2	0.06%	1	0.03%	1	0.03%	3	0.10%	1	0.03%
COR04										
Polling	2	0.72%	0	0.00%	1	0.36%	0	0.00%	1	0.36%
Absentee	1	3.13%	0	0.00%	0	0.00%	0	0.00%	0	0.00%
Early Vote	1	0.12%	0	0.00%	1	0.12%	0	0.00%	0	0.00%
Provisional	0	0.00%	0	0.00%	0	0.00%	0	0.00%	0	0.00%
Total	4	0.35%	0	0.00%	2	0.18%	0	0.00%	1	0.09%
COR05										
Polling	6	0.72%	1	0.12%	3	0.36%	3	0.36%	0	0.00%
Absentee	0	0.00%	0	0.00%	0	0.00%	0	0.00%	0	0.00%
Early Vote	6	0.58%	0	0.00%	2	0.19%	0	0.00%	1	0.10%
Provisional	0	0.00%	0	0.00%	0	0.00%	0	0.00%	0	0.00%
Total	12	0.63%	1	0.05%	5	0.26%	3	0.16%	1	0.05%
EAD00										
Polling	1	0.20%	0	0.00%	0	0.00%	0	0.00%	0	0.00%
Absentee	0	0.00%	0	0.00%	0	0.00%	0	0.00%	0	0.00%
Early Vote	1	0.14%	0	0.00%	0	0.00%	1	0.14%	0	0.00%
Provisional	0	0.00%	0	0.00%	0	0.00%	0	0.00%	0	0.00%
Total	2	0.16%	0	0.00%	0	0.00%	1	0.08%	0	0.00%
FOR01										
Polling	2	0.41%	2	0.41%	0	0.00%	1	0.20%	0	0.00%
Absentee	0	0.00%	0	0.00%	0	0.00%	0	0.00%	0	0.00%
Early Vote	2	0.19%	2	0.19%	0	0.00%	0	0.00%	0	0.00%
Provisional	0	0.00%	0	0.00%	0	0.00%	0	0.00%	0	0.00%
Total	4	0.25%	4	0.25%	0	0.00%	1	0.06%	0	0.00%
FOR02										
Polling	3	1.34%	0	0.00%	0	0.00%	0	0.00%	0	0.00%
Absentee	0	0.00%	0	0.00%	0	0.00%	0	0.00%	0	0.00%
Early Vote	0	0.00%	0	0.00%	0	0.00%	0	0.00%	0	0.00%
Provisional	0	0.00%	0	0.00%	0	0.00%	0	0.00%	0	0.00%
Total	3	0.36%	0	0.00%	0	0.00%	0	0.00%	0	0.00%
FOR03										
Polling	6	0.74%	0	0.00%	2	0.25%	3	0.37%	1	0.12%
Absentee	0	0.00%	0	0.00%	0	0.00%	0	0.00%	0	0.00%
Early Vote	8	0.57%	4	0.29%	2	0.14%	2	0.14%	0	0.00%
Provisional	0	0.00%	0	0.00%	0	0.00%	0	0.00%	0	0.00%
Total	14	0.63%	4	0.18%	4	0.18%	5	0.22%	1	0.04%
GER02										
Polling	2	0.26%	0	0.00%	0	0.00%	0	0.00%	0	0.00%
Absentee	0	0.00%	0	0.00%	0	0.00%	0	0.00%	0	0.00%
Early Vote	5	0.24%	3	0.14%	2	0.10%	0	0.00%	0	0.00%
Provisional	0	0.00%	0	0.00%	0	0.00%	0	0.00%	0	0.00%
Total	7	0.24%	3	0.10%	2	0.07%	0	0.00%	0	0.00%
GER03										
Polling	4	0.54%	0	0.00%	0	0.00%	0	0.00%	0	0.00%
Absentee	0	0.00%	0	0.00%	0	0.00%	0	0.00%	0	0.00%
Early Vote	2	0.14%	1	0.07%	1	0.07%	0	0.00%	0	0.00%
Provisional	0	0.00%	0	0.00%	0	0.00%	0	0.00%	0	0.00%
Total	6	0.26%	1	0.04%	1	0.04%	0	0.00%	0	0.00%
GER04										
Polling	0	0.00%	2	0.21%	1	0.11%	0	0.00%	0	0.00%
Absentee	0	0.00%	0	0.00%	0	0.00%	0	0.00%	0	0.00%
Early Vote	0	0.00%	2	0.09%	0	0.00%	0	0.00%	0	0.00%
Provisional	0	0.00%	0	0.00%	0	0.00%	0	0.00%	0	0.00%

RETRIEVED FROM DEMOCRACYDOCKET.COM

Statement of Votes Cast
Shelby County, TN
State and Federal General Election _Municipal Elections
November 6, 2018
SOVC For Jurisdiction Wide, All Counters, All Races
Official Combined Results

	GOVERNOR									
	Sherry L. Clark		Justin Cornett		Gabriel Fancher		Sean Bruce Fleming		William Helmstetter	
Total	0	0.00%	4	0.12%	1	0.03%	0	0.00%	0	0.00%
GER05										
Polling	0	0.00%	0	0.00%	0	0.00%	1	0.10%	0	0.00%
Absentee	0	0.00%	0	0.00%	0	0.00%	0	0.00%	0	0.00%
Early Vote	3	0.13%	3	0.13%	0	0.00%	1	0.04%	0	0.00%
Provisional	0	0.00%	0	0.00%	0	0.00%	0	0.00%	0	0.00%
Total	3	0.09%	3	0.09%	0	0.00%	2	0.06%	0	0.00%
GER06										
Polling	2	0.37%	0	0.00%	2	0.37%	0	0.00%	0	0.00%
Absentee	0	0.00%	0	0.00%	0	0.00%	0	0.00%	0	0.00%
Early Vote	1	0.08%	2	0.16%	1	0.08%	0	0.00%	0	0.00%
Provisional	0	0.00%	0	0.00%	0	0.00%	0	0.00%	0	0.00%
Total	3	0.16%	2	0.11%	3	0.16%	0	0.00%	0	0.00%
GER08										
Polling	0	0.00%	1	0.19%	0	0.00%	1	0.19%	0	0.00%
Absentee	0	0.00%	0	0.00%	0	0.00%	0	0.00%	0	0.00%
Early Vote	0	0.00%	1	0.09%	0	0.00%	0	0.00%	1	0.09%
Provisional	0	0.00%	0	0.00%	0	0.00%	0	0.00%	0	0.00%
Total	0	0.00%	2	0.12%	0	0.00%	1	0.06%	1	0.06%
GER10										
Polling	1	0.17%	0	0.00%	0	0.00%	0	0.00%	0	0.00%
Absentee	0	0.00%	0	0.00%	0	0.00%	0	0.00%	0	0.00%
Early Vote	4	0.25%	0	0.00%	0	0.00%	1	0.06%	0	0.00%
Provisional	0	0.00%	0	0.00%	0	0.00%	0	0.00%	0	0.00%
Total	5	0.22%	0	0.00%	0	0.00%	1	0.04%	0	0.00%
GER11										
Polling	2	0.28%	0	0.00%	0	0.00%	0	0.00%	0	0.00%
Absentee	1	1.75%	0	0.00%	0	0.00%	0	0.00%	0	0.00%
Early Vote	0	0.00%	1	0.05%	1	0.05%	1	0.05%	0	0.00%
Provisional	0	0.00%	0	0.00%	0	0.00%	0	0.00%	0	0.00%
Total	3	0.10%	1	0.03%	1	0.03%	1	0.03%	0	0.00%
GER12										
Polling	1	0.40%	0	0.00%	0	0.00%	0	0.00%	0	0.00%
Absentee	0	0.00%	0	0.00%	0	0.00%	0	0.00%	0	0.00%
Early Vote	1	0.14%	1	0.14%	0	0.00%	0	0.00%	0	0.00%
Provisional	0	0.00%	0	0.00%	0	0.00%	0	0.00%	0	0.00%
Total	2	0.20%	1	0.10%	0	0.00%	0	0.00%	0	0.00%
LAK01										
Polling	1	0.12%	0	0.00%	2	0.23%	2	0.23%	0	0.00%
Absentee	0	0.00%	0	0.00%	0	0.00%	0	0.00%	0	0.00%
Early Vote	3	0.10%	2	0.06%	1	0.03%	1	0.03%	0	0.00%
Provisional	0	0.00%	0	0.00%	0	0.00%	0	0.00%	0	0.00%
Total	4	0.10%	2	0.05%	3	0.07%	3	0.07%	0	0.00%
LAK02										
Polling	2	0.36%	2	0.36%	0	0.00%	0	0.00%	0	0.00%
Absentee	0	0.00%	0	0.00%	0	0.00%	0	0.00%	0	0.00%
Early Vote	1	0.12%	1	0.12%	0	0.00%	1	0.12%	1	0.12%
Provisional	0	0.00%	0	0.00%	0	0.00%	0	0.00%	0	0.00%
Total	3	0.21%	3	0.21%	0	0.00%	1	0.07%	1	0.07%
LUC01										
Polling	3	0.93%	1	0.31%	0	0.00%	0	0.00%	0	0.00%
Absentee	0	0.00%	0	0.00%	0	0.00%	0	0.00%	0	0.00%
Early Vote	1	0.21%	0	0.00%	0	0.00%	1	0.21%	1	0.21%
Provisional	0	0.00%	0	0.00%	0	0.00%	0	0.00%	0	0.00%
Total	4	0.49%	1	0.12%	0	0.00%	1	0.12%	1	0.12%
LUC03										
Polling	4	1.43%	0	0.00%	1	0.36%	0	0.00%	0	0.00%
Absentee	0	0.00%	0	0.00%	0	0.00%	0	0.00%	0	0.00%

RETRIEVED FROM DEMOCRACYDOCKET.COM

Statement of Votes Cast
Shelby County, TN
State and Federal General Election _Municipal Elections
November 6, 2018
SOVC For Jurisdiction Wide, All Counters, All Races
Official Combined Results

	GOVERNOR									
	Sherry L. Clark		Justin Cornett		Gabriel Fancher		Sean Bruce Fleming		William Helmstetter	
Early Vote	3	0.59%	1	0.20%	0	0.00%	0	0.00%	0	0.00%
Provisional	0	0.00%	0	0.00%	0	0.00%	0	0.00%	0	0.00%
Total	7	0.88%	1	0.13%	1	0.13%	0	0.00%	0	0.00%
MCC00										
Polling	6	1.48%	1	0.25%	1	0.25%	1	0.25%	0	0.00%
Absentee	0	0.00%	0	0.00%	0	0.00%	0	0.00%	0	0.00%
Early Vote	3	0.51%	3	0.51%	0	0.00%	0	0.00%	1	0.17%
Provisional	0	0.00%	0	0.00%	0	0.00%	0	0.00%	0	0.00%
Total	9	0.89%	4	0.40%	1	0.10%	1	0.10%	1	0.10%
MIL01										
Polling	3	0.45%	1	0.15%	0	0.00%	0	0.00%	1	0.15%
Absentee	0	0.00%	0	0.00%	0	0.00%	0	0.00%	0	0.00%
Early Vote	5	0.26%	1	0.05%	1	0.05%	1	0.05%	0	0.00%
Provisional	0	0.00%	0	0.00%	0	0.00%	0	0.00%	0	0.00%
Total	8	0.30%	2	0.08%	1	0.04%	1	0.04%	1	0.04%
MIL02										
Polling	2	0.32%	0	0.00%	0	0.00%	0	0.00%	1	0.16%
Absentee	0	0.00%	0	0.00%	0	0.00%	0	0.00%	0	0.00%
Early Vote	7	0.39%	2	0.11%	1	0.06%	4	0.22%	2	0.11%
Provisional	0	0.00%	0	0.00%	0	0.00%	0	0.00%	0	0.00%
Total	9	0.37%	2	0.08%	1	0.04%	4	0.16%	3	0.12%
MOR01										
Polling	3	0.30%	0	0.00%	3	0.30%	0	0.00%	0	0.00%
Absentee	0	0.00%	0	0.00%	0	0.00%	0	0.00%	0	0.00%
Early Vote	8	0.40%	1	0.05%	5	0.25%	0	0.00%	0	0.00%
Provisional	0	0.00%	0	0.00%	0	0.00%	0	0.00%	0	0.00%
Total	11	0.36%	1	0.03%	8	0.26%	0	0.00%	0	0.00%
MOR02										
Polling	1	0.18%	1	0.18%	3	0.55%	0	0.00%	0	0.00%
Absentee	0	0.00%	0	0.00%	0	0.00%	0	0.00%	0	0.00%
Early Vote	1	0.09%	0	0.00%	0	0.00%	0	0.00%	0	0.00%
Provisional	0	0.00%	0	0.00%	0	0.00%	0	0.00%	0	0.00%
Total	2	0.12%	1	0.06%	3	0.18%	0	0.00%	0	0.00%
ROS05										
Polling	15	2.09%	1	0.14%	1	0.14%	0	0.00%	0	0.00%
Absentee	0	0.00%	0	0.00%	0	0.00%	0	0.00%	0	0.00%
Early Vote	6	0.41%	4	0.27%	1	0.07%	2	0.14%	0	0.00%
Provisional	0	0.00%	0	0.00%	0	0.00%	0	0.00%	0	0.00%
Total	21	0.95%	5	0.23%	2	0.09%	2	0.09%	0	0.00%
ROS13										
Polling	8	0.74%	2	0.19%	0	0.00%	0	0.00%	0	0.00%
Absentee	0	0.00%	0	0.00%	0	0.00%	0	0.00%	0	0.00%
Early Vote	11	0.72%	6	0.39%	1	0.07%	2	0.13%	0	0.00%
Provisional	1	11.11%	0	0.00%	0	0.00%	0	0.00%	0	0.00%
Total	20	0.76%	8	0.31%	1	0.04%	2	0.08%	0	0.00%
ROS14										
Polling	7	0.99%	0	0.00%	1	0.14%	0	0.00%	0	0.00%
Absentee	0	0.00%	0	0.00%	0	0.00%	0	0.00%	0	0.00%
Early Vote	6	0.50%	1	0.08%	1	0.08%	2	0.17%	1	0.08%
Provisional	0	0.00%	0	0.00%	0	0.00%	0	0.00%	0	0.00%
Total	13	0.68%	1	0.05%	2	0.10%	2	0.10%	1	0.05%
ROS15										
Polling	4	0.65%	0	0.00%	1	0.16%	1	0.16%	0	0.00%
Absentee	0	0.00%	0	0.00%	0	0.00%	0	0.00%	0	0.00%
Early Vote	4	0.45%	2	0.23%	1	0.11%	0	0.00%	0	0.00%
Provisional	0	0.00%	0	0.00%	0	0.00%	0	0.00%	0	0.00%
Total	8	0.53%	2	0.13%	2	0.13%	1	0.07%	0	0.00%
ROS16										

RETRIEVED FROM DEMOCRACYDOCKET.COM

Statement of Votes Cast
Shelby County, TN
State and Federal General Election _Municipal Elections
November 6, 2018
SOVC For Jurisdiction Wide, All Counters, All Races
Official Combined Results

	GOVERNOR									
	Sherry L. Clark		Justin Cornett		Gabriel Fancher		Sean Bruce Fleming		William Helmstetter	
Polling	11	1.04%	1	0.09%	4	0.38%	0	0.00%	1	0.09%
Absentee	0	0.00%	0	0.00%	0	0.00%	0	0.00%	0	0.00%
Early Vote	13	0.74%	2	0.11%	5	0.28%	1	0.06%	0	0.00%
Provisional	0	0.00%	0	0.00%	0	0.00%	0	0.00%	0	0.00%
Total	24	0.84%	3	0.10%	9	0.31%	1	0.03%	1	0.03%
STE00										
Polling	3	0.39%	1	0.13%	1	0.13%	0	0.00%	1	0.13%
Absentee	0	0.00%	0	0.00%	0	0.00%	0	0.00%	0	0.00%
Early Vote	4	0.22%	2	0.11%	0	0.00%	0	0.00%	1	0.06%
Provisional	0	0.00%	0	0.00%	0	0.00%	0	0.00%	0	0.00%
Total	7	0.27%	3	0.12%	1	0.04%	0	0.00%	2	0.08%
Total										
Polling	766	0.76%	163	0.16%	167	0.17%	162	0.16%	66	0.07%
Absentee	7	0.16%	2	0.05%	0	0.00%	3	0.07%	0	0.00%
Early Vote	828	0.45%	254	0.14%	151	0.08%	181	0.10%	80	0.04%
Provisional	10	1.03%	2	0.21%	3	0.31%	2	0.21%	2	0.21%
Total	1611	0.55%	421	0.14%	321	0.11%	348	0.12%	148	0.05%

RETRIEVED FROM DEMOCRACYDOCKET.COM

Statement of Votes Cast
Shelby County, TN
State and Federal General Election _Municipal Elections
November 6, 2018
SOVC For Jurisdiction Wide, All Counters, All Races
Official Combined Results

	GOVERNOR									
	Cory King		Matthew Koch		Tommy Ray McAnally		Jessie D. McDonald		Toney R Mitchell	
Jurisdiction Wide										
00100										
Polling	7	0.66%	0	0.00%	0	0.00%	2	0.19%	2	0.19%
Absentee	0	0.00%	1	1.79%	0	0.00%	0	0.00%	0	0.00%
Early Vote	3	0.21%	0	0.00%	1	0.07%	1	0.07%	0	0.00%
Provisional	1	3.45%	0	0.00%	0	0.00%	0	0.00%	0	0.00%
Total	11	0.42%	1	0.04%	1	0.04%	3	0.12%	2	0.08%
00200										
Polling	1	0.11%	0	0.00%	0	0.00%	0	0.00%	0	0.00%
Absentee	0	0.00%	0	0.00%	0	0.00%	0	0.00%	0	0.00%
Early Vote	1	0.06%	0	0.00%	0	0.00%	0	0.00%	0	0.00%
Provisional	0	0.00%	0	0.00%	0	0.00%	0	0.00%	0	0.00%
Total	2	0.08%	0	0.00%	0	0.00%	0	0.00%	0	0.00%
01100										
Polling	2	0.52%	0	0.00%	0	0.00%	0	0.00%	2	0.52%
Absentee	0	0.00%	0	0.00%	0	0.00%	0	0.00%	0	0.00%
Early Vote	2	0.42%	1	0.21%	0	0.00%	3	0.63%	2	0.42%
Provisional	0	0.00%	0	0.00%	0	0.00%	0	0.00%	0	0.00%
Total	4	0.46%	1	0.11%	0	0.00%	3	0.34%	4	0.46%
01200										
Polling	2	1.17%	0	0.00%	0	0.00%	0	0.00%	0	0.00%
Absentee	0	0.00%	0	0.00%	0	0.00%	0	0.00%	0	0.00%
Early Vote	2	0.72%	0	0.00%	0	0.00%	1	0.36%	0	0.00%
Provisional	0	0.00%	0	0.00%	0	0.00%	0	0.00%	0	0.00%
Total	4	0.83%	0	0.00%	0	0.00%	1	0.21%	0	0.00%
01300										
Polling	2	0.54%	0	0.00%	0	0.00%	1	0.27%	1	0.27%
Absentee	0	0.00%	0	0.00%	0	0.00%	0	0.00%	0	0.00%
Early Vote	3	0.92%	0	0.00%	1	0.31%	0	0.00%	4	1.22%
Provisional	0	0.00%	0	0.00%	0	0.00%	0	0.00%	0	0.00%
Total	5	0.71%	0	0.00%	1	0.14%	1	0.14%	5	0.71%
01601										
Polling	0	0.00%	1	0.10%	0	0.00%	0	0.00%	0	0.00%
Absentee	0	0.00%	0	0.00%	0	0.00%	0	0.00%	0	0.00%
Early Vote	1	0.06%	2	0.12%	0	0.00%	0	0.00%	0	0.00%
Provisional	0	0.00%	0	0.00%	0	0.00%	0	0.00%	0	0.00%
Total	1	0.04%	3	0.11%	0	0.00%	0	0.00%	0	0.00%
01603										
Polling	1	0.20%	0	0.00%	1	0.20%	0	0.00%	0	0.00%
Absentee	0	0.00%	0	0.00%	0	0.00%	0	0.00%	0	0.00%
Early Vote	0	0.00%	2	0.18%	0	0.00%	0	0.00%	0	0.00%
Provisional	0	0.00%	0	0.00%	0	0.00%	0	0.00%	0	0.00%
Total	1	0.06%	2	0.12%	1	0.06%	0	0.00%	0	0.00%
01700										
Polling	0	0.00%	0	0.00%	0	0.00%	0	0.00%	0	0.00%
Absentee	0	0.00%	0	0.00%	0	0.00%	0	0.00%	0	0.00%
Early Vote	1	0.16%	0	0.00%	0	0.00%	0	0.00%	0	0.00%
Provisional	0	0.00%	0	0.00%	0	0.00%	0	0.00%	0	0.00%
Total	1	0.10%	0	0.00%	0	0.00%	0	0.00%	0	0.00%
02001										
Polling	0	0.00%	0	0.00%	1	0.12%	0	0.00%	0	0.00%
Absentee	0	0.00%	0	0.00%	0	0.00%	0	0.00%	0	0.00%
Early Vote	0	0.00%	0	0.00%	0	0.00%	0	0.00%	0	0.00%
Provisional	0	0.00%	0	0.00%	0	0.00%	0	0.00%	0	0.00%
Total	0	0.00%	0	0.00%	1	0.05%	0	0.00%	0	0.00%
02003										
Polling	4	0.58%	0	0.00%	1	0.15%	2	0.29%	1	0.15%
Absentee	0	0.00%	0	0.00%	0	0.00%	0	0.00%	0	0.00%

RETRIEVED FROM DEMOCRACYDOCKET.COM

Statement of Votes Cast
Shelby County, TN
State and Federal General Election _Municipal Elections
November 6, 2018
SOVC For Jurisdiction Wide, All Counters, All Races
Official Combined Results

	GOVERNOR									
	Cory King		Matthew Koch		Tommy Ray McAnally		Jessie D. McDonald		Toney R Mitchell	
Early Vote	5	0.51%	1	0.10%	0	0.00%	1	0.10%	3	0.31%
Provisional	0	0.00%	0	0.00%	0	0.00%	0	0.00%	0	0.00%
Total	9	0.53%	1	0.06%	1	0.06%	3	0.18%	4	0.24%
02100										
Polling	0	0.00%	1	0.22%	0	0.00%	0	0.00%	0	0.00%
Absentee	0	0.00%	0	0.00%	0	0.00%	0	0.00%	0	0.00%
Early Vote	7	1.03%	0	0.00%	4	0.59%	0	0.00%	3	0.44%
Provisional	0	0.00%	0	0.00%	0	0.00%	0	0.00%	0	0.00%
Total	7	0.61%	1	0.09%	4	0.35%	0	0.00%	3	0.26%
02600										
Polling	4	0.83%	0	0.00%	3	0.62%	3	0.62%	0	0.00%
Absentee	0	0.00%	0	0.00%	0	0.00%	0	0.00%	0	0.00%
Early Vote	4	0.66%	0	0.00%	0	0.00%	4	0.66%	4	0.66%
Provisional	0	0.00%	0	0.00%	0	0.00%	0	0.00%	0	0.00%
Total	8	0.72%	0	0.00%	3	0.27%	7	0.63%	4	0.36%
02800										
Polling	1	0.23%	0	0.00%	0	0.00%	0	0.00%	0	0.00%
Absentee	0	0.00%	0	0.00%	0	0.00%	0	0.00%	0	0.00%
Early Vote	0	0.00%	0	0.00%	0	0.00%	0	0.00%	1	0.12%
Provisional	0	0.00%	0	0.00%	0	0.00%	0	0.00%	0	0.00%
Total	1	0.08%	0	0.00%	0	0.00%	0	0.00%	1	0.08%
03102										
Polling	3	0.63%	2	0.42%	1	0.21%	2	0.42%	0	0.00%
Absentee	0	0.00%	0	0.00%	0	0.00%	0	0.00%	0	0.00%
Early Vote	3	0.35%	0	0.00%	1	0.12%	1	0.12%	1	0.12%
Provisional	0	0.00%	0	0.00%	0	0.00%	0	0.00%	0	0.00%
Total	6	0.44%	2	0.15%	2	0.15%	3	0.22%	1	0.07%
03104										
Polling	2	0.40%	1	0.20%	3	0.61%	0	0.00%	1	0.20%
Absentee	0	0.00%	0	0.00%	0	0.00%	0	0.00%	0	0.00%
Early Vote	2	0.19%	0	0.00%	0	0.00%	1	0.10%	6	0.58%
Provisional	0	0.00%	0	0.00%	0	0.00%	0	0.00%	0	0.00%
Total	4	0.26%	1	0.06%	3	0.19%	1	0.06%	7	0.45%
03300										
Polling	1	0.39%	1	0.39%	1	0.39%	0	0.00%	1	0.39%
Absentee	0	0.00%	0	0.00%	0	0.00%	0	0.00%	0	0.00%
Early Vote	1	0.38%	0	0.00%	0	0.00%	1	0.38%	0	0.00%
Provisional	0	0.00%	0	0.00%	0	0.00%	0	0.00%	0	0.00%
Total	2	0.38%	1	0.19%	1	0.19%	1	0.19%	1	0.19%
03402										
Polling	5	1.55%	2	0.62%	1	0.31%	0	0.00%	1	0.31%
Absentee	0	0.00%	0	0.00%	0	0.00%	0	0.00%	0	0.00%
Early Vote	4	1.01%	0	0.00%	0	0.00%	0	0.00%	3	0.76%
Provisional	0	0.00%	0	0.00%	0	0.00%	0	0.00%	0	0.00%
Total	9	1.24%	2	0.28%	1	0.14%	0	0.00%	4	0.55%
03601										
Polling	0	0.00%	2	0.31%	0	0.00%	1	0.16%	0	0.00%
Absentee	0	0.00%	0	0.00%	0	0.00%	0	0.00%	0	0.00%
Early Vote	2	0.21%	0	0.00%	0	0.00%	1	0.11%	0	0.00%
Provisional	0	0.00%	0	0.00%	0	0.00%	0	0.00%	0	0.00%
Total	2	0.12%	2	0.12%	0	0.00%	2	0.12%	0	0.00%
03602										
Polling	4	0.74%	0	0.00%	1	0.18%	1	0.18%	4	0.74%
Absentee	0	0.00%	0	0.00%	0	0.00%	0	0.00%	0	0.00%
Early Vote	6	0.78%	1	0.13%	0	0.00%	0	0.00%	0	0.00%
Provisional	0	0.00%	0	0.00%	0	0.00%	0	0.00%	0	0.00%
Total	10	0.75%	1	0.08%	1	0.08%	1	0.08%	4	0.30%
03700										

RETRIEVED FROM DEMOCRACYDOCKET.COM

Statement of Votes Cast
Shelby County, TN
State and Federal General Election _Municipal Elections
November 6, 2018
SOVC For Jurisdiction Wide, All Counters, All Races
Official Combined Results

	GOVERNOR									
	Cory King		Matthew Koch		Tommy Ray McAnally		Jessie D. McDonald		Toney R Mitchell	
Polling	10	1.91%	1	0.19%	2	0.38%	1	0.19%	1	0.19%
Absentee	0	0.00%	0	0.00%	0	0.00%	0	0.00%	0	0.00%
Early Vote	2	0.41%	2	0.41%	0	0.00%	1	0.20%	2	0.41%
Provisional	0	0.00%	0	0.00%	0	0.00%	0	0.00%	0	0.00%
Total	12	1.17%	3	0.29%	2	0.19%	2	0.19%	3	0.29%
04103										
Polling	5	0.93%	1	0.19%	0	0.00%	0	0.00%	1	0.19%
Absentee	0	0.00%	0	0.00%	0	0.00%	0	0.00%	0	0.00%
Early Vote	5	0.71%	2	0.28%	2	0.28%	1	0.14%	0	0.00%
Provisional	0	0.00%	0	0.00%	0	0.00%	0	0.00%	0	0.00%
Total	10	0.78%	3	0.23%	2	0.16%	1	0.08%	1	0.08%
04201										
Polling	2	0.35%	0	0.00%	0	0.00%	3	0.53%	3	0.53%
Absentee	0	0.00%	0	0.00%	0	0.00%	0	0.00%	0	0.00%
Early Vote	1	0.17%	1	0.17%	2	0.35%	1	0.17%	0	0.00%
Provisional	0	0.00%	0	0.00%	0	0.00%	0	0.00%	0	0.00%
Total	3	0.26%	1	0.09%	2	0.17%	4	0.35%	3	0.26%
04401										
Polling	0	0.00%	1	0.13%	0	0.00%	0	0.00%	0	0.00%
Absentee	0	0.00%	0	0.00%	0	0.00%	0	0.00%	0	0.00%
Early Vote	0	0.00%	0	0.00%	0	0.00%	0	0.00%	1	0.06%
Provisional	0	0.00%	0	0.00%	0	0.00%	0	0.00%	0	0.00%
Total	0	0.00%	1	0.04%	0	0.00%	0	0.00%	1	0.04%
04405										
Polling	1	0.23%	2	0.46%	2	0.46%	2	0.46%	0	0.00%
Absentee	0	0.00%	0	0.00%	0	0.00%	0	0.00%	0	0.00%
Early Vote	3	0.34%	1	0.11%	0	0.00%	0	0.00%	0	0.00%
Provisional	0	0.00%	0	0.00%	0	0.00%	1	14.29%	0	0.00%
Total	4	0.29%	3	0.22%	2	0.14%	3	0.22%	0	0.00%
04502										
Polling	5	0.72%	1	0.14%	0	0.00%	1	0.14%	0	0.00%
Absentee	0	0.00%	0	0.00%	0	0.00%	0	0.00%	0	0.00%
Early Vote	4	0.39%	1	0.10%	3	0.29%	0	0.00%	5	0.48%
Provisional	0	0.00%	0	0.00%	0	0.00%	0	0.00%	0	0.00%
Total	9	0.51%	2	0.11%	3	0.17%	1	0.06%	5	0.28%
04504										
Polling	0	0.00%	2	0.19%	1	0.10%	0	0.00%	0	0.00%
Absentee	0	0.00%	0	0.00%	0	0.00%	0	0.00%	0	0.00%
Early Vote	1	0.05%	0	0.00%	0	0.00%	0	0.00%	0	0.00%
Provisional	0	0.00%	0	0.00%	0	0.00%	0	0.00%	0	0.00%
Total	1	0.03%	2	0.06%	1	0.03%	0	0.00%	0	0.00%
04602										
Polling	2	0.25%	0	0.00%	1	0.13%	0	0.00%	0	0.00%
Absentee	0	0.00%	0	0.00%	0	0.00%	0	0.00%	0	0.00%
Early Vote	1	0.07%	0	0.00%	0	0.00%	0	0.00%	1	0.07%
Provisional	0	0.00%	0	0.00%	0	0.00%	0	0.00%	0	0.00%
Total	3	0.13%	0	0.00%	1	0.04%	0	0.00%	1	0.04%
04700										
Polling	1	0.16%	0	0.00%	0	0.00%	3	0.49%	1	0.16%
Absentee	0	0.00%	0	0.00%	0	0.00%	0	0.00%	0	0.00%
Early Vote	8	1.03%	0	0.00%	1	0.13%	2	0.26%	3	0.39%
Provisional	0	0.00%	0	0.00%	0	0.00%	0	0.00%	0	0.00%
Total	9	0.64%	0	0.00%	1	0.07%	5	0.36%	4	0.29%
04900										
Polling	4	0.66%	1	0.16%	1	0.16%	2	0.33%	1	0.16%
Absentee	0	0.00%	0	0.00%	0	0.00%	0	0.00%	0	0.00%
Early Vote	10	1.23%	3	0.37%	4	0.49%	1	0.12%	0	0.00%
Provisional	0	0.00%	0	0.00%	0	0.00%	0	0.00%	0	0.00%

RETRIEVED FROM DEMOCRACYDOCKET.COM

Statement of Votes Cast
Shelby County, TN
State and Federal General Election _Municipal Elections
November 6, 2018
SOVC For Jurisdiction Wide, All Counters, All Races
Official Combined Results

	GOVERNOR									
	Cory King		Matthew Koch		Tommy Ray McAnally		Jessie D. McDonald		Toney R Mitchell	
Total	14	0.97%	4	0.28%	5	0.35%	3	0.21%	1	0.07%
05001										
Polling	2	0.90%	0	0.00%	3	1.35%	0	0.00%	2	0.90%
Absentee	0	0.00%	0	0.00%	0	0.00%	0	0.00%	0	0.00%
Early Vote	3	0.81%	0	0.00%	1	0.27%	0	0.00%	2	0.54%
Provisional	0	0.00%	0	0.00%	0	0.00%	0	0.00%	0	0.00%
Total	5	0.84%	0	0.00%	4	0.67%	0	0.00%	4	0.67%
05002										
Polling	3	0.87%	0	0.00%	1	0.29%	0	0.00%	1	0.29%
Absentee	0	0.00%	0	0.00%	0	0.00%	0	0.00%	0	0.00%
Early Vote	5	0.81%	1	0.16%	0	0.00%	0	0.00%	0	0.00%
Provisional	0	0.00%	0	0.00%	0	0.00%	0	0.00%	0	0.00%
Total	8	0.81%	1	0.10%	1	0.10%	0	0.00%	1	0.10%
05201										
Polling	2	0.59%	2	0.59%	1	0.29%	0	0.00%	0	0.00%
Absentee	0	0.00%	0	0.00%	0	0.00%	0	0.00%	0	0.00%
Early Vote	2	0.49%	0	0.00%	0	0.00%	1	0.25%	0	0.00%
Provisional	0	0.00%	0	0.00%	0	0.00%	0	0.00%	0	0.00%
Total	4	0.53%	2	0.26%	1	0.13%	1	0.13%	0	0.00%
05301										
Polling	2	0.31%	0	0.00%	1	0.15%	1	0.15%	1	0.15%
Absentee	0	0.00%	0	0.00%	0	0.00%	0	0.00%	0	0.00%
Early Vote	1	0.16%	0	0.00%	0	0.00%	1	0.16%	0	0.00%
Provisional	0	0.00%	0	0.00%	0	0.00%	0	0.00%	0	0.00%
Total	3	0.23%	0	0.00%	1	0.08%	2	0.16%	1	0.08%
05400										
Polling	4	0.47%	1	0.12%	0	0.00%	1	0.12%	0	0.00%
Absentee	0	0.00%	0	0.00%	0	0.00%	0	0.00%	0	0.00%
Early Vote	1	0.08%	0	0.00%	2	0.16%	0	0.00%	1	0.08%
Provisional	0	0.00%	0	0.00%	0	0.00%	0	0.00%	0	0.00%
Total	5	0.24%	1	0.05%	2	0.09%	1	0.05%	1	0.05%
05502										
Polling	0	0.00%	0	0.00%	0	0.00%	0	0.00%	0	0.00%
Absentee	0	0.00%	0	0.00%	0	0.00%	0	0.00%	0	0.00%
Early Vote	0	0.00%	1	0.06%	0	0.00%	0	0.00%	0	0.00%
Provisional	0	0.00%	0	0.00%	0	0.00%	0	0.00%	0	0.00%
Total	0	0.00%	1	0.04%	0	0.00%	0	0.00%	0	0.00%
05700										
Polling	0	0.00%	0	0.00%	1	0.13%	0	0.00%	1	0.13%
Absentee	0	0.00%	0	0.00%	0	0.00%	0	0.00%	0	0.00%
Early Vote	1	0.04%	0	0.00%	0	0.00%	1	0.04%	0	0.00%
Provisional	0	0.00%	0	0.00%	0	0.00%	0	0.00%	0	0.00%
Total	1	0.03%	0	0.00%	1	0.03%	1	0.03%	1	0.03%
05801										
Polling	3	0.47%	1	0.16%	0	0.00%	0	0.00%	0	0.00%
Absentee	0	0.00%	0	0.00%	0	0.00%	0	0.00%	0	0.00%
Early Vote	1	0.16%	0	0.00%	1	0.16%	0	0.00%	0	0.00%
Provisional	0	0.00%	0	0.00%	0	0.00%	0	0.00%	0	0.00%
Total	4	0.31%	1	0.08%	1	0.08%	0	0.00%	0	0.00%
05804										
Polling	2	0.33%	0	0.00%	0	0.00%	0	0.00%	1	0.16%
Absentee	0	0.00%	0	0.00%	0	0.00%	0	0.00%	0	0.00%
Early Vote	5	0.75%	0	0.00%	0	0.00%	0	0.00%	1	0.15%
Provisional	0	0.00%	0	0.00%	0	0.00%	0	0.00%	0	0.00%
Total	7	0.54%	0	0.00%	0	0.00%	0	0.00%	2	0.15%
05905										
Polling	3	0.39%	0	0.00%	2	0.26%	1	0.13%	5	0.65%
Absentee	0	0.00%	0	0.00%	0	0.00%	0	0.00%	0	0.00%

RETRIEVED FROM DEMOCRACYDOCKET.COM

Statement of Votes Cast
Shelby County, TN
State and Federal General Election _Municipal Elections
November 6, 2018
SOVC For Jurisdiction Wide, All Counters, All Races
Official Combined Results

	GOVERNOR									
	Cory King		Matthew Koch		Tommy Ray McAnally		Jessie D. McDonald		Toney R Mitchell	
Early Vote	5	0.59%	1	0.12%	3	0.35%	1	0.12%	3	0.35%
Provisional	0	0.00%	0	0.00%	0	0.00%	0	0.00%	0	0.00%
Total	8	0.49%	1	0.06%	5	0.31%	2	0.12%	8	0.49%
06003										
Polling	1	0.21%	1	0.21%	0	0.00%	2	0.42%	3	0.63%
Absentee	0	0.00%	0	0.00%	0	0.00%	0	0.00%	0	0.00%
Early Vote	3	0.51%	0	0.00%	2	0.34%	3	0.51%	1	0.17%
Provisional	0	0.00%	0	0.00%	0	0.00%	0	0.00%	0	0.00%
Total	4	0.37%	1	0.09%	2	0.18%	5	0.46%	4	0.37%
06005										
Polling	3	1.01%	0	0.00%	0	0.00%	0	0.00%	0	0.00%
Absentee	0	0.00%	0	0.00%	0	0.00%	0	0.00%	0	0.00%
Early Vote	1	0.31%	0	0.00%	0	0.00%	2	0.62%	0	0.00%
Provisional	0	0.00%	0	0.00%	0	0.00%	0	0.00%	0	0.00%
Total	4	0.64%	0	0.00%	0	0.00%	2	0.32%	0	0.00%
06006										
Polling	4	1.01%	0	0.00%	1	0.25%	0	0.00%	0	0.00%
Absentee	0	0.00%	0	0.00%	0	0.00%	0	0.00%	0	0.00%
Early Vote	3	0.68%	1	0.23%	0	0.00%	1	0.23%	0	0.00%
Provisional	0	0.00%	0	0.00%	0	0.00%	0	0.00%	0	0.00%
Total	7	0.82%	1	0.12%	1	0.12%	1	0.12%	0	0.00%
06007										
Polling	2	0.24%	1	0.12%	2	0.24%	3	0.36%	0	0.00%
Absentee	0	0.00%	0	0.00%	0	0.00%	0	0.00%	0	0.00%
Early Vote	8	0.77%	1	0.10%	0	0.00%	2	0.19%	2	0.19%
Provisional	0	0.00%	0	0.00%	0	0.00%	0	0.00%	0	0.00%
Total	10	0.53%	2	0.11%	2	0.11%	5	0.27%	2	0.11%
06009										
Polling	1	0.24%	0	0.00%	0	0.00%	0	0.00%	2	0.47%
Absentee	0	0.00%	0	0.00%	0	0.00%	0	0.00%	0	0.00%
Early Vote	5	0.98%	1	0.20%	1	0.20%	1	0.20%	0	0.00%
Provisional	0	0.00%	0	0.00%	0	0.00%	0	0.00%	0	0.00%
Total	6	0.64%	1	0.11%	1	0.11%	1	0.11%	2	0.21%
06100										
Polling	1	0.24%	1	0.24%	0	0.00%	1	0.24%	2	0.47%
Absentee	0	0.00%	0	0.00%	0	0.00%	0	0.00%	0	0.00%
Early Vote	1	0.26%	2	0.52%	0	0.00%	0	0.00%	1	0.26%
Provisional	0	-	0	-	0	-	0	-	0	-
Total	2	0.25%	3	0.37%	0	0.00%	1	0.12%	3	0.37%
06200										
Polling	1	0.30%	0	0.00%	0	0.00%	0	0.00%	1	0.30%
Absentee	0	0.00%	0	0.00%	0	0.00%	0	0.00%	0	0.00%
Early Vote	3	0.89%	0	0.00%	0	0.00%	1	0.30%	0	0.00%
Provisional	0	0.00%	0	0.00%	0	0.00%	0	0.00%	0	0.00%
Total	4	0.58%	0	0.00%	0	0.00%	1	0.15%	1	0.15%
06400										
Polling	0	0.00%	0	0.00%	0	0.00%	0	0.00%	0	0.00%
Absentee	0	0.00%	0	0.00%	0	0.00%	0	0.00%	0	0.00%
Early Vote	0	0.00%	0	0.00%	0	0.00%	0	0.00%	0	0.00%
Provisional	0	0.00%	0	0.00%	0	0.00%	0	0.00%	0	0.00%
Total	0	0.00%	0	0.00%	0	0.00%	0	0.00%	0	0.00%
06600										
Polling	1	0.13%	0	0.00%	1	0.13%	1	0.13%	0	0.00%
Absentee	0	0.00%	0	0.00%	0	0.00%	0	0.00%	0	0.00%
Early Vote	2	0.15%	2	0.15%	0	0.00%	1	0.08%	0	0.00%
Provisional	0	0.00%	0	0.00%	0	0.00%	0	0.00%	0	0.00%
Total	3	0.14%	2	0.09%	1	0.05%	2	0.09%	0	0.00%
06701										

RETRIEVED FROM DEMOCRACYDOCKET.COM

Statement of Votes Cast
Shelby County, TN
State and Federal General Election _Municipal Elections
November 6, 2018
SOVC For Jurisdiction Wide, All Counters, All Races
Official Combined Results

	GOVERNOR									
	Cory King		Matthew Koch		Tommy Ray McAnally		Jessie D. McDonald		Toney R Mitchell	
Polling	2	0.27%	0	0.00%	0	0.00%	1	0.13%	0	0.00%
Absentee	0	0.00%	0	0.00%	0	0.00%	0	0.00%	0	0.00%
Early Vote	1	0.08%	2	0.16%	0	0.00%	0	0.00%	0	0.00%
Provisional	0	0.00%	0	0.00%	0	0.00%	0	0.00%	0	0.00%
Total	3	0.15%	2	0.10%	0	0.00%	1	0.05%	0	0.00%
06703										
Polling	1	0.20%	0	0.00%	0	0.00%	0	0.00%	0	0.00%
Absentee	0	0.00%	0	0.00%	0	0.00%	0	0.00%	0	0.00%
Early Vote	1	0.11%	1	0.11%	0	0.00%	0	0.00%	0	0.00%
Provisional	0	0.00%	0	0.00%	0	0.00%	0	0.00%	0	0.00%
Total	2	0.14%	1	0.07%	0	0.00%	0	0.00%	0	0.00%
06801										
Polling	0	0.00%	0	0.00%	0	0.00%	0	0.00%	0	0.00%
Absentee	0	0.00%	0	0.00%	0	0.00%	0	0.00%	0	0.00%
Early Vote	0	0.00%	0	0.00%	1	0.11%	0	0.00%	0	0.00%
Provisional	0	0.00%	0	0.00%	0	0.00%	0	0.00%	0	0.00%
Total	0	0.00%	0	0.00%	1	0.06%	0	0.00%	0	0.00%
06803										
Polling	0	0.00%	1	0.16%	0	0.00%	1	0.16%	1	0.16%
Absentee	0	0.00%	1	1.69%	0	0.00%	0	0.00%	0	0.00%
Early Vote	0	0.00%	0	0.00%	0	0.00%	0	0.00%	0	0.00%
Provisional	0	0.00%	0	0.00%	0	0.00%	0	0.00%	0	0.00%
Total	0	0.00%	2	0.09%	0	0.00%	1	0.05%	1	0.05%
06902										
Polling	1	0.33%	0	0.00%	1	0.33%	0	0.00%	2	0.67%
Absentee	0	0.00%	0	0.00%	0	0.00%	0	0.00%	0	0.00%
Early Vote	0	0.00%	1	0.38%	1	0.38%	0	0.00%	1	0.38%
Provisional	0	0.00%	0	0.00%	0	0.00%	0	0.00%	0	0.00%
Total	1	0.17%	1	0.17%	2	0.34%	0	0.00%	3	0.52%
07001										
Polling	2	0.44%	1	0.22%	1	0.22%	2	0.44%	0	0.00%
Absentee	0	0.00%	0	0.00%	0	0.00%	0	0.00%	0	0.00%
Early Vote	3	0.47%	0	0.00%	2	0.31%	2	0.31%	0	0.00%
Provisional	0	0.00%	0	0.00%	0	0.00%	0	0.00%	0	0.00%
Total	5	0.45%	1	0.09%	3	0.27%	4	0.36%	0	0.00%
07002										
Polling	4	0.90%	2	0.45%	4	0.90%	1	0.23%	1	0.23%
Absentee	0	0.00%	0	0.00%	0	0.00%	0	0.00%	0	0.00%
Early Vote	2	0.39%	0	0.00%	1	0.19%	1	0.19%	2	0.39%
Provisional	0	0.00%	0	0.00%	0	0.00%	0	0.00%	1	100.00%
Total	6	0.62%	2	0.21%	5	0.51%	2	0.21%	4	0.41%
07104										
Polling	6	0.82%	0	0.00%	0	0.00%	3	0.41%	1	0.14%
Absentee	0	0.00%	0	0.00%	0	0.00%	0	0.00%	0	0.00%
Early Vote	4	0.34%	0	0.00%	1	0.08%	1	0.08%	2	0.17%
Provisional	0	0.00%	0	0.00%	0	0.00%	0	0.00%	0	0.00%
Total	10	0.52%	0	0.00%	1	0.05%	4	0.21%	3	0.16%
07203										
Polling	6	0.98%	0	0.00%	0	0.00%	0	0.00%	4	0.65%
Absentee	0	0.00%	0	0.00%	0	0.00%	0	0.00%	0	0.00%
Early Vote	6	0.68%	2	0.23%	0	0.00%	2	0.23%	1	0.11%
Provisional	0	0.00%	0	0.00%	0	0.00%	0	0.00%	0	0.00%
Total	12	0.80%	2	0.13%	0	0.00%	2	0.13%	5	0.33%
07207										
Polling	5	0.99%	2	0.40%	0	0.00%	1	0.20%	2	0.40%
Absentee	0	0.00%	0	0.00%	0	0.00%	0	0.00%	0	0.00%
Early Vote	3	0.32%	0	0.00%	0	0.00%	1	0.11%	2	0.22%
Provisional	0	0.00%	0	0.00%	0	0.00%	0	0.00%	0	0.00%

RETRIEVED FROM DEMOCRACYDOCKET.COM

Statement of Votes Cast
Shelby County, TN
State and Federal General Election _Municipal Elections
November 6, 2018
SOVC For Jurisdiction Wide, All Counters, All Races
Official Combined Results

	GOVERNOR									
	Cory King		Matthew Koch		Tommy Ray McAnally		Jessie D. McDonald		Toney R Mitchell	
Total	8	0.55%	2	0.14%	0	0.00%	2	0.14%	4	0.28%
07301										
Polling	3	1.11%	0	0.00%	1	0.37%	1	0.37%	1	0.37%
Absentee	0	0.00%	0	0.00%	0	0.00%	0	0.00%	0	0.00%
Early Vote	3	0.89%	1	0.30%	0	0.00%	0	0.00%	1	0.30%
Provisional	0	0.00%	0	0.00%	0	0.00%	0	0.00%	0	0.00%
Total	6	0.95%	1	0.16%	1	0.16%	1	0.16%	2	0.32%
07303										
Polling	2	0.36%	1	0.18%	1	0.18%	0	0.00%	0	0.00%
Absentee	0	0.00%	0	0.00%	0	0.00%	0	0.00%	0	0.00%
Early Vote	7	0.88%	2	0.25%	0	0.00%	2	0.25%	0	0.00%
Provisional	0	0.00%	0	0.00%	0	0.00%	0	0.00%	0	0.00%
Total	9	0.66%	3	0.22%	1	0.07%	2	0.15%	0	0.00%
07401										
Polling	2	0.31%	1	0.16%	0	0.00%	1	0.16%	1	0.16%
Absentee	0	0.00%	0	0.00%	0	0.00%	0	0.00%	0	0.00%
Early Vote	4	0.38%	1	0.09%	0	0.00%	2	0.19%	1	0.09%
Provisional	0	0.00%	0	0.00%	0	0.00%	0	0.00%	0	0.00%
Total	6	0.35%	2	0.12%	0	0.00%	3	0.18%	2	0.12%
07402										
Polling	5	0.87%	1	0.17%	0	0.00%	1	0.17%	2	0.35%
Absentee	0	0.00%	0	0.00%	0	0.00%	0	0.00%	0	0.00%
Early Vote	2	0.17%	0	0.00%	1	0.09%	0	0.00%	3	0.26%
Provisional	0	0.00%	0	0.00%	0	0.00%	0	0.00%	0	0.00%
Total	7	0.40%	1	0.06%	1	0.06%	1	0.06%	5	0.29%
07405										
Polling	8	1.62%	1	0.20%	0	0.00%	0	0.00%	3	0.61%
Absentee	0	0.00%	0	0.00%	0	0.00%	0	0.00%	0	0.00%
Early Vote	3	0.37%	1	0.12%	0	0.00%	0	0.00%	0	0.00%
Provisional	0	0.00%	0	0.00%	0	0.00%	0	0.00%	0	0.00%
Total	11	0.84%	2	0.15%	0	0.00%	0	0.00%	3	0.23%
07409										
Polling	2	0.43%	0	0.00%	0	0.00%	3	0.64%	1	0.21%
Absentee	0	0.00%	0	0.00%	0	0.00%	0	0.00%	0	0.00%
Early Vote	5	0.85%	1	0.17%	0	0.00%	2	0.34%	0	0.00%
Provisional	0	0.00%	0	0.00%	0	0.00%	0	0.00%	0	0.00%
Total	7	0.65%	1	0.09%	0	0.00%	5	0.47%	1	0.09%
07501										
Polling	4	1.22%	0	0.00%	2	0.61%	1	0.31%	0	0.00%
Absentee	0	0.00%	0	0.00%	0	0.00%	0	0.00%	0	0.00%
Early Vote	4	0.62%	0	0.00%	0	0.00%	1	0.15%	3	0.46%
Provisional	0	0.00%	0	0.00%	0	0.00%	0	0.00%	0	0.00%
Total	8	0.81%	0	0.00%	2	0.20%	2	0.20%	3	0.30%
07506										
Polling	4	0.53%	1	0.13%	0	0.00%	1	0.13%	2	0.27%
Absentee	0	0.00%	0	0.00%	0	0.00%	0	0.00%	0	0.00%
Early Vote	11	0.84%	2	0.15%	1	0.08%	1	0.08%	8	0.61%
Provisional	0	0.00%	0	0.00%	0	0.00%	0	0.00%	0	0.00%
Total	15	0.72%	3	0.14%	1	0.05%	2	0.10%	10	0.48%
07507										
Polling	4	0.64%	2	0.32%	0	0.00%	2	0.32%	1	0.16%
Absentee	0	0.00%	0	0.00%	0	0.00%	0	0.00%	0	0.00%
Early Vote	2	0.19%	2	0.19%	3	0.29%	3	0.29%	3	0.29%
Provisional	0	-	0	-	0	-	0	-	0	-
Total	6	0.36%	4	0.24%	3	0.18%	5	0.30%	4	0.24%
07511										
Polling	9	1.40%	1	0.16%	2	0.31%	5	0.78%	2	0.31%
Absentee	0	0.00%	0	0.00%	0	0.00%	0	0.00%	0	0.00%

RETRIEVED FROM DEMOCRACYDOCKET.COM

Statement of Votes Cast
Shelby County, TN
State and Federal General Election _Municipal Elections
November 6, 2018
SOVC For Jurisdiction Wide, All Counters, All Races
Official Combined Results

	GOVERNOR									
	Cory King		Matthew Koch		Tommy Ray McAnally		Jessie D. McDonald		Toney R Mitchell	
Early Vote	3	0.22%	1	0.07%	2	0.15%	3	0.22%	6	0.44%
Provisional	0	0.00%	0	0.00%	0	0.00%	0	0.00%	0	0.00%
Total	12	0.59%	2	0.10%	4	0.20%	8	0.40%	8	0.40%
07604										
Polling	5	1.08%	0	0.00%	1	0.22%	1	0.22%	1	0.22%
Absentee	0	0.00%	0	0.00%	0	0.00%	0	0.00%	0	0.00%
Early Vote	3	0.33%	1	0.11%	0	0.00%	2	0.22%	1	0.11%
Provisional	0	0.00%	0	0.00%	0	0.00%	0	0.00%	0	0.00%
Total	8	0.58%	1	0.07%	1	0.07%	3	0.22%	2	0.15%
07605										
Polling	2	0.58%	0	0.00%	0	0.00%	0	0.00%	0	0.00%
Absentee	0	0.00%	0	0.00%	0	0.00%	0	0.00%	0	0.00%
Early Vote	2	0.28%	2	0.28%	2	0.28%	2	0.28%	4	0.56%
Provisional	0	0.00%	0	0.00%	0	0.00%	0	0.00%	0	0.00%
Total	4	0.37%	2	0.19%	2	0.19%	2	0.19%	4	0.37%
07606										
Polling	8	1.37%	0	0.00%	1	0.17%	2	0.34%	1	0.17%
Absentee	0	0.00%	0	0.00%	0	0.00%	0	0.00%	0	0.00%
Early Vote	4	0.35%	1	0.09%	2	0.18%	4	0.35%	2	0.18%
Provisional	0	0.00%	0	0.00%	0	0.00%	0	0.00%	0	0.00%
Total	12	0.69%	1	0.06%	3	0.17%	6	0.35%	3	0.17%
07701										
Polling	2	0.36%	3	0.54%	0	0.00%	0	0.00%	1	0.18%
Absentee	0	0.00%	0	0.00%	0	0.00%	0	0.00%	0	0.00%
Early Vote	8	0.58%	0	0.00%	0	0.00%	3	0.22%	2	0.15%
Provisional	0	0.00%	0	0.00%	0	0.00%	0	0.00%	0	0.00%
Total	10	0.51%	3	0.15%	0	0.00%	3	0.15%	3	0.15%
07703										
Polling	4	0.96%	0	0.00%	0	0.00%	2	0.48%	0	0.00%
Absentee	0	0.00%	0	0.00%	0	0.00%	1	4.55%	0	0.00%
Early Vote	3	0.31%	1	0.10%	1	0.10%	0	0.00%	3	0.31%
Provisional	0	0.00%	0	0.00%	0	0.00%	0	0.00%	0	0.00%
Total	7	0.50%	1	0.07%	1	0.07%	3	0.21%	3	0.21%
07803										
Polling	2	0.42%	1	0.21%	2	0.42%	1	0.21%	0	0.00%
Absentee	0	0.00%	0	0.00%	0	0.00%	0	0.00%	0	0.00%
Early Vote	4	0.38%	1	0.09%	1	0.09%	2	0.19%	2	0.19%
Provisional	0	0.00%	0	0.00%	0	0.00%	0	0.00%	0	0.00%
Total	6	0.39%	2	0.13%	3	0.19%	3	0.19%	2	0.13%
07901										
Polling	3	0.46%	0	0.00%	0	0.00%	1	0.15%	1	0.15%
Absentee	0	0.00%	0	0.00%	0	0.00%	0	0.00%	0	0.00%
Early Vote	8	0.64%	1	0.08%	1	0.08%	0	0.00%	2	0.16%
Provisional	0	0.00%	0	0.00%	0	0.00%	0	0.00%	0	0.00%
Total	11	0.55%	1	0.05%	1	0.05%	1	0.05%	3	0.15%
07902										
Polling	3	0.59%	1	0.20%	0	0.00%	0	0.00%	1	0.20%
Absentee	0	0.00%	0	0.00%	0	0.00%	0	0.00%	0	0.00%
Early Vote	5	0.46%	0	0.00%	2	0.18%	2	0.18%	0	0.00%
Provisional	0	0.00%	0	0.00%	0	0.00%	0	0.00%	0	0.00%
Total	8	0.50%	1	0.06%	2	0.12%	2	0.12%	1	0.06%
07903										
Polling	1	0.15%	0	0.00%	0	0.00%	3	0.44%	2	0.29%
Absentee	0	0.00%	0	0.00%	0	0.00%	0	0.00%	0	0.00%
Early Vote	4	0.37%	1	0.09%	0	0.00%	1	0.09%	4	0.37%
Provisional	0	0.00%	0	0.00%	0	0.00%	0	0.00%	0	0.00%
Total	5	0.28%	1	0.06%	0	0.00%	4	0.22%	6	0.34%
07907										

RETRIEVED FROM DEMOCRACYDOCKET.COM

Statement of Votes Cast
Shelby County, TN
State and Federal General Election _Municipal Elections
November 6, 2018
SOVC For Jurisdiction Wide, All Counters, All Races
Official Combined Results

	GOVERNOR									
	Cory King		Matthew Koch		Tommy Ray McAnally		Jessie D. McDonald		Toney R Mitchell	
Polling	0	0.00%	1	0.26%	0	0.00%	1	0.26%	1	0.26%
Absentee	0	0.00%	0	0.00%	0	0.00%	0	0.00%	0	0.00%
Early Vote	4	0.52%	0	0.00%	1	0.13%	4	0.52%	3	0.39%
Provisional	0	0.00%	0	0.00%	0	0.00%	0	0.00%	0	0.00%
Total	4	0.34%	1	0.09%	1	0.09%	5	0.43%	4	0.34%
08002										
Polling	1	0.15%	0	0.00%	0	0.00%	0	0.00%	0	0.00%
Absentee	0	0.00%	0	0.00%	0	0.00%	0	0.00%	0	0.00%
Early Vote	1	0.06%	0	0.00%	0	0.00%	0	0.00%	0	0.00%
Provisional	0	0.00%	0	0.00%	0	0.00%	0	0.00%	0	0.00%
Total	2	0.08%	0	0.00%	0	0.00%	0	0.00%	0	0.00%
08101										
Polling	3	0.48%	0	0.00%	0	0.00%	0	0.00%	0	0.00%
Absentee	0	0.00%	0	0.00%	0	0.00%	0	0.00%	0	0.00%
Early Vote	1	0.07%	0	0.00%	0	0.00%	0	0.00%	1	0.07%
Provisional	0	0.00%	0	0.00%	0	0.00%	0	0.00%	0	0.00%
Total	4	0.19%	0	0.00%	0	0.00%	0	0.00%	1	0.05%
08103										
Polling	0	0.00%	0	0.00%	0	0.00%	1	0.16%	0	0.00%
Absentee	0	0.00%	0	0.00%	0	0.00%	0	0.00%	0	0.00%
Early Vote	1	0.07%	0	0.00%	1	0.07%	0	0.00%	0	0.00%
Provisional	0	0.00%	0	0.00%	0	0.00%	0	0.00%	0	0.00%
Total	1	0.05%	0	0.00%	1	0.05%	1	0.05%	0	0.00%
08105										
Polling	1	0.18%	1	0.18%	0	0.00%	0	0.00%	0	0.00%
Absentee	0	0.00%	0	0.00%	0	0.00%	0	0.00%	0	0.00%
Early Vote	2	0.21%	0	0.00%	0	0.00%	1	0.11%	4	0.42%
Provisional	0	0.00%	0	0.00%	0	0.00%	0	0.00%	0	0.00%
Total	3	0.19%	1	0.06%	0	0.00%	1	0.06%	4	0.26%
08107										
Polling	2	0.19%	0	0.00%	0	0.00%	0	0.00%	1	0.10%
Absentee	0	0.00%	0	0.00%	0	0.00%	0	0.00%	0	0.00%
Early Vote	0	0.00%	0	0.00%	0	0.00%	0	0.00%	0	0.00%
Provisional	0	0.00%	0	0.00%	0	0.00%	0	0.00%	0	0.00%
Total	2	0.08%	0	0.00%	0	0.00%	0	0.00%	1	0.04%
08202										
Polling	1	0.46%	0	0.00%	0	0.00%	1	0.46%	2	0.92%
Absentee	0	0.00%	0	0.00%	0	0.00%	0	0.00%	0	0.00%
Early Vote	2	0.67%	0	0.00%	0	0.00%	0	0.00%	2	0.67%
Provisional	0	0.00%	0	0.00%	0	0.00%	0	0.00%	0	0.00%
Total	3	0.57%	0	0.00%	0	0.00%	1	0.19%	4	0.76%
08300										
Polling	0	0.00%	0	0.00%	0	0.00%	0	0.00%	1	0.46%
Absentee	0	0.00%	0	0.00%	0	0.00%	0	0.00%	0	0.00%
Early Vote	1	0.37%	0	0.00%	0	0.00%	1	0.37%	0	0.00%
Provisional	0	-	0	-	0	-	0	-	0	-
Total	1	0.20%	0	0.00%	0	0.00%	1	0.20%	1	0.20%
08402										
Polling	4	2.16%	0	0.00%	0	0.00%	1	0.54%	0	0.00%
Absentee	0	0.00%	0	0.00%	0	0.00%	0	0.00%	0	0.00%
Early Vote	3	0.99%	0	0.00%	0	0.00%	1	0.33%	0	0.00%
Provisional	0	0.00%	0	0.00%	0	0.00%	0	0.00%	0	0.00%
Total	7	1.42%	0	0.00%	0	0.00%	2	0.40%	0	0.00%
08600										
Polling	6	1.01%	2	0.34%	0	0.00%	1	0.17%	0	0.00%
Absentee	0	0.00%	0	0.00%	0	0.00%	0	0.00%	0	0.00%
Early Vote	3	0.23%	2	0.15%	2	0.15%	2	0.15%	1	0.08%
Provisional	0	0.00%	0	0.00%	0	0.00%	0	0.00%	0	0.00%

RETRIEVED FROM DEMOCRACYDOCKET.COM

Statement of Votes Cast
Shelby County, TN
State and Federal General Election _Municipal Elections
November 6, 2018
SOVC For Jurisdiction Wide, All Counters, All Races
Official Combined Results

	GOVERNOR									
	Cory King		Matthew Koch		Tommy Ray McAnally		Jessie D. McDonald		Toney R Mitchell	
Total	9	0.47%	4	0.21%	2	0.10%	3	0.16%	1	0.05%
08702										
Polling	3	0.64%	0	0.00%	1	0.21%	0	0.00%	0	0.00%
Absentee	0	0.00%	0	0.00%	0	0.00%	0	0.00%	0	0.00%
Early Vote	1	0.11%	1	0.11%	0	0.00%	1	0.11%	1	0.11%
Provisional	0	0.00%	0	0.00%	0	0.00%	0	0.00%	0	0.00%
Total	4	0.29%	1	0.07%	1	0.07%	1	0.07%	1	0.07%
08703										
Polling	3	0.36%	2	0.24%	1	0.12%	3	0.36%	6	0.73%
Absentee	0	0.00%	0	0.00%	0	0.00%	0	0.00%	0	0.00%
Early Vote	5	0.33%	1	0.07%	0	0.00%	3	0.20%	0	0.00%
Provisional	0	0.00%	0	0.00%	0	0.00%	0	0.00%	0	0.00%
Total	8	0.34%	3	0.13%	1	0.04%	6	0.26%	6	0.26%
08704										
Polling	5	1.01%	0	0.00%	0	0.00%	1	0.20%	0	0.00%
Absentee	0	0.00%	0	0.00%	0	0.00%	0	0.00%	0	0.00%
Early Vote	3	0.28%	0	0.00%	0	0.00%	4	0.37%	4	0.37%
Provisional	0	0.00%	0	0.00%	0	0.00%	0	0.00%	0	0.00%
Total	8	0.50%	0	0.00%	0	0.00%	5	0.31%	4	0.25%
08802										
Polling	2	0.52%	0	0.00%	1	0.26%	0	0.00%	0	0.00%
Absentee	0	0.00%	0	0.00%	0	0.00%	0	0.00%	0	0.00%
Early Vote	1	0.18%	1	0.18%	0	0.00%	0	0.00%	1	0.18%
Provisional	0	0.00%	0	0.00%	0	0.00%	0	0.00%	0	0.00%
Total	3	0.32%	1	0.11%	1	0.11%	0	0.00%	1	0.11%
08803										
Polling	3	0.43%	1	0.14%	1	0.14%	1	0.14%	3	0.43%
Absentee	0	0.00%	0	0.00%	0	0.00%	0	0.00%	0	0.00%
Early Vote	5	0.61%	1	0.12%	0	0.00%	3	0.36%	3	0.36%
Provisional	0	0.00%	0	0.00%	0	0.00%	0	0.00%	0	0.00%
Total	8	0.52%	2	0.13%	1	0.06%	4	0.26%	6	0.39%
08804										
Polling	4	1.15%	1	0.29%	0	0.00%	0	0.00%	3	0.86%
Absentee	0	0.00%	0	0.00%	0	0.00%	0	0.00%	0	0.00%
Early Vote	0	0.00%	0	0.00%	0	0.00%	0	0.00%	0	0.00%
Provisional	0	0.00%	0	0.00%	0	0.00%	0	0.00%	0	0.00%
Total	4	0.50%	1	0.13%	0	0.00%	0	0.00%	3	0.38%
08901										
Polling	2	0.45%	2	0.45%	0	0.00%	1	0.23%	0	0.00%
Absentee	0	0.00%	0	0.00%	0	0.00%	0	0.00%	0	0.00%
Early Vote	3	0.55%	0	0.00%	0	0.00%	2	0.37%	1	0.18%
Provisional	0	0.00%	0	0.00%	0	0.00%	0	0.00%	0	0.00%
Total	5	0.49%	2	0.20%	0	0.00%	3	0.29%	1	0.10%
08902										
Polling	2	0.27%	0	0.00%	0	0.00%	1	0.13%	1	0.13%
Absentee	0	0.00%	0	0.00%	0	0.00%	0	0.00%	0	0.00%
Early Vote	3	0.47%	0	0.00%	0	0.00%	0	0.00%	2	0.31%
Provisional	0	0.00%	0	0.00%	0	0.00%	0	0.00%	0	0.00%
Total	5	0.35%	0	0.00%	0	0.00%	1	0.07%	3	0.21%
09002										
Polling	4	0.62%	0	0.00%	1	0.15%	3	0.46%	2	0.31%
Absentee	0	0.00%	0	0.00%	0	0.00%	0	0.00%	0	0.00%
Early Vote	4	0.46%	1	0.11%	2	0.23%	1	0.11%	2	0.23%
Provisional	0	0.00%	0	0.00%	0	0.00%	0	0.00%	0	0.00%
Total	8	0.52%	1	0.06%	3	0.19%	4	0.26%	4	0.26%
09003										
Polling	2	0.37%	1	0.18%	2	0.37%	1	0.18%	0	0.00%
Absentee	0	0.00%	0	0.00%	0	0.00%	0	0.00%	0	0.00%

RETRIEVED FROM DEMOCRACYDOCKET.COM

Statement of Votes Cast
Shelby County, TN
State and Federal General Election _Municipal Elections
November 6, 2018
SOVC For Jurisdiction Wide, All Counters, All Races
Official Combined Results

	GOVERNOR									
	Cory King		Matthew Koch		Tommy Ray McAnally		Jessie D. McDonald		Toney R Mitchell	
Early Vote	4	0.46%	0	0.00%	1	0.11%	2	0.23%	0	0.00%
Provisional	0	0.00%	0	0.00%	0	0.00%	0	0.00%	0	0.00%
Total	6	0.42%	1	0.07%	3	0.21%	3	0.21%	0	0.00%
09101										
Polling	6	0.74%	2	0.25%	0	0.00%	2	0.25%	1	0.12%
Absentee	0	0.00%	0	0.00%	0	0.00%	0	0.00%	0	0.00%
Early Vote	1	0.06%	2	0.11%	1	0.06%	1	0.06%	1	0.06%
Provisional	0	0.00%	0	0.00%	0	0.00%	0	0.00%	0	0.00%
Total	7	0.26%	4	0.15%	1	0.04%	3	0.11%	2	0.08%
09102										
Polling	0	0.00%	1	0.13%	0	0.00%	2	0.27%	1	0.13%
Absentee	0	0.00%	0	0.00%	0	0.00%	0	0.00%	0	0.00%
Early Vote	0	0.00%	0	0.00%	1	0.06%	1	0.06%	0	0.00%
Provisional	0	0.00%	0	0.00%	0	0.00%	0	0.00%	0	0.00%
Total	0	0.00%	1	0.04%	1	0.04%	3	0.13%	1	0.04%
09104										
Polling	0	0.00%	2	0.24%	0	0.00%	0	0.00%	1	0.12%
Absentee	0	0.00%	0	0.00%	0	0.00%	0	0.00%	0	0.00%
Early Vote	3	0.18%	0	0.00%	2	0.12%	0	0.00%	2	0.12%
Provisional	0	0.00%	0	0.00%	0	0.00%	0	0.00%	0	0.00%
Total	3	0.12%	2	0.08%	2	0.08%	0	0.00%	3	0.12%
09201										
Polling	1	0.37%	1	0.37%	0	0.00%	0	0.00%	0	0.00%
Absentee	0	0.00%	0	0.00%	0	0.00%	0	0.00%	0	0.00%
Early Vote	3	0.85%	0	0.00%	0	0.00%	0	0.00%	0	0.00%
Provisional	0	0.00%	0	0.00%	0	0.00%	0	0.00%	0	0.00%
Total	4	0.64%	1	0.16%	0	0.00%	0	0.00%	0	0.00%
09301										
Polling	3	0.54%	0	0.00%	1	0.18%	2	0.36%	0	0.00%
Absentee	0	0.00%	0	0.00%	0	0.00%	0	0.00%	0	0.00%
Early Vote	1	0.15%	2	0.31%	0	0.00%	0	0.00%	1	0.15%
Provisional	0	0.00%	0	0.00%	0	0.00%	0	0.00%	0	0.00%
Total	4	0.33%	2	0.16%	1	0.08%	2	0.16%	1	0.08%
09303										
Polling	4	1.12%	0	0.00%	0	0.00%	0	0.00%	1	0.28%
Absentee	0	0.00%	0	0.00%	1	0.83%	1	0.83%	0	0.00%
Early Vote	4	0.76%	0	0.00%	2	0.38%	3	0.57%	1	0.19%
Provisional	0	0.00%	0	0.00%	0	0.00%	0	0.00%	0	0.00%
Total	8	0.79%	0	0.00%	3	0.30%	4	0.40%	2	0.20%
09403										
Polling	7	0.96%	1	0.14%	1	0.14%	0	0.00%	2	0.27%
Absentee	0	0.00%	0	0.00%	0	0.00%	0	0.00%	0	0.00%
Early Vote	3	0.25%	0	0.00%	0	0.00%	1	0.08%	5	0.42%
Provisional	0	0.00%	0	0.00%	0	0.00%	0	0.00%	0	0.00%
Total	10	0.51%	1	0.05%	1	0.05%	1	0.05%	7	0.36%
09406										
Polling	4	0.79%	0	0.00%	0	0.00%	2	0.40%	1	0.20%
Absentee	0	0.00%	0	0.00%	0	0.00%	0	0.00%	0	0.00%
Early Vote	5	0.92%	1	0.18%	1	0.18%	0	0.00%	0	0.00%
Provisional	0	0.00%	0	0.00%	0	0.00%	0	0.00%	0	0.00%
Total	9	0.85%	1	0.09%	1	0.09%	2	0.19%	1	0.09%
09407										
Polling	4	0.41%	0	0.00%	1	0.10%	1	0.10%	1	0.10%
Absentee	0	0.00%	0	0.00%	0	0.00%	0	0.00%	0	0.00%
Early Vote	5	0.44%	0	0.00%	2	0.17%	0	0.00%	2	0.17%
Provisional	0	-	0	-	0	-	0	-	0	-
Total	9	0.42%	0	0.00%	3	0.14%	1	0.05%	3	0.14%
09408										

RETRIEVED FROM DEMOCRACYDOCKET.COM

Statement of Votes Cast
Shelby County, TN
State and Federal General Election _Municipal Elections
November 6, 2018
SOVC For Jurisdiction Wide, All Counters, All Races
Official Combined Results

	GOVERNOR									
	Cory King		Matthew Koch		Tommy Ray McAnally		Jessie D. McDonald		Toney R Mitchell	
Polling	1	0.16%	1	0.16%	0	0.00%	0	0.00%	3	0.47%
Absentee	0	0.00%	0	0.00%	0	0.00%	0	0.00%	0	0.00%
Early Vote	8	0.76%	0	0.00%	2	0.19%	2	0.19%	2	0.19%
Provisional	0	0.00%	0	0.00%	0	0.00%	0	0.00%	0	0.00%
Total	9	0.52%	1	0.06%	2	0.12%	2	0.12%	5	0.29%
09501										
Polling	3	0.34%	0	0.00%	0	0.00%	0	0.00%	1	0.11%
Absentee	0	0.00%	0	0.00%	0	0.00%	0	0.00%	0	0.00%
Early Vote	3	0.26%	0	0.00%	0	0.00%	0	0.00%	1	0.09%
Provisional	0	0.00%	0	0.00%	0	0.00%	0	0.00%	0	0.00%
Total	6	0.29%	0	0.00%	0	0.00%	0	0.00%	2	0.10%
09505										
Polling	3	0.45%	0	0.00%	0	0.00%	0	0.00%	0	0.00%
Absentee	0	0.00%	0	0.00%	0	0.00%	0	0.00%	0	0.00%
Early Vote	2	0.18%	0	0.00%	0	0.00%	0	0.00%	0	0.00%
Provisional	0	0.00%	0	0.00%	0	0.00%	0	0.00%	0	0.00%
Total	5	0.27%	0	0.00%	0	0.00%	0	0.00%	0	0.00%
09506										
Polling	2	0.36%	0	0.00%	1	0.18%	0	0.00%	0	0.00%
Absentee	0	0.00%	0	0.00%	0	0.00%	0	0.00%	0	0.00%
Early Vote	1	0.09%	0	0.00%	0	0.00%	1	0.09%	0	0.00%
Provisional	0	0.00%	0	0.00%	0	0.00%	0	0.00%	0	0.00%
Total	3	0.18%	0	0.00%	1	0.06%	1	0.06%	0	0.00%
09507										
Polling	0	0.00%	0	0.00%	0	0.00%	0	0.00%	1	0.20%
Absentee	0	0.00%	0	0.00%	0	0.00%	0	0.00%	0	0.00%
Early Vote	1	0.11%	2	0.22%	0	0.00%	0	0.00%	1	0.11%
Provisional	1	16.67%	0	0.00%	0	0.00%	0	0.00%	0	0.00%
Total	2	0.14%	2	0.14%	0	0.00%	0	0.00%	2	0.14%
09508										
Polling	1	0.14%	0	0.00%	0	0.00%	0	0.00%	0	0.00%
Absentee	0	0.00%	0	0.00%	0	0.00%	0	0.00%	0	0.00%
Early Vote	2	0.11%	0	0.00%	1	0.06%	0	0.00%	2	0.11%
Provisional	0	0.00%	0	0.00%	0	0.00%	0	0.00%	0	0.00%
Total	3	0.12%	0	0.00%	1	0.04%	0	0.00%	2	0.08%
09601										
Polling	0	0.00%	0	0.00%	0	0.00%	1	0.15%	0	0.00%
Absentee	0	0.00%	0	0.00%	0	0.00%	0	0.00%	0	0.00%
Early Vote	2	0.18%	0	0.00%	0	0.00%	0	0.00%	0	0.00%
Provisional	0	0.00%	0	0.00%	0	0.00%	0	0.00%	0	0.00%
Total	2	0.11%	0	0.00%	0	0.00%	1	0.06%	0	0.00%
09602										
Polling	6	0.73%	1	0.12%	0	0.00%	0	0.00%	1	0.12%
Absentee	0	0.00%	0	0.00%	0	0.00%	0	0.00%	0	0.00%
Early Vote	3	0.21%	0	0.00%	0	0.00%	0	0.00%	0	0.00%
Provisional	1	9.09%	0	0.00%	0	0.00%	0	0.00%	0	0.00%
Total	10	0.44%	1	0.04%	0	0.00%	0	0.00%	1	0.04%
ARL01										
Polling	0	0.00%	0	0.00%	0	0.00%	0	0.00%	1	0.09%
Absentee	0	0.00%	0	0.00%	0	0.00%	0	0.00%	0	0.00%
Early Vote	2	0.09%	0	0.00%	0	0.00%	0	0.00%	2	0.09%
Provisional	0	0.00%	0	0.00%	0	0.00%	0	0.00%	0	0.00%
Total	2	0.06%	0	0.00%	0	0.00%	0	0.00%	3	0.09%
ARL02										
Polling	1	0.19%	0	0.00%	0	0.00%	0	0.00%	0	0.00%
Absentee	0	0.00%	0	0.00%	0	0.00%	0	0.00%	0	0.00%
Early Vote	1	0.10%	0	0.00%	0	0.00%	0	0.00%	0	0.00%
Provisional	0	0.00%	0	0.00%	0	0.00%	0	0.00%	0	0.00%

RETRIEVED FROM DEMOCRACYDOCKET.COM

Statement of Votes Cast
Shelby County, TN
State and Federal General Election _Municipal Elections
November 6, 2018
SOVC For Jurisdiction Wide, All Counters, All Races
Official Combined Results

	GOVERNOR									
	Cory King		Matthew Koch		Tommy Ray McAnally		Jessie D. McDonald		Toney R Mitchell	
Total	2	0.12%	0	0.00%	0	0.00%	0	0.00%	0	0.00%
BAR03										
Polling	0	0.00%	0	0.00%	0	0.00%	0	0.00%	0	0.00%
Absentee	0	0.00%	1	3.70%	0	0.00%	0	0.00%	0	0.00%
Early Vote	0	0.00%	1	0.07%	0	0.00%	3	0.22%	0	0.00%
Provisional	0	0.00%	0	0.00%	0	0.00%	0	0.00%	0	0.00%
Total	0	0.00%	2	0.10%	0	0.00%	3	0.15%	0	0.00%
BAR04										
Polling	0	0.00%	0	0.00%	0	0.00%	2	0.28%	1	0.14%
Absentee	0	0.00%	0	0.00%	0	0.00%	0	0.00%	0	0.00%
Early Vote	6	0.31%	0	0.00%	1	0.05%	6	0.31%	1	0.05%
Provisional	0	0.00%	0	0.00%	0	0.00%	0	0.00%	0	0.00%
Total	6	0.22%	0	0.00%	1	0.04%	8	0.30%	2	0.07%
BAR05										
Polling	1	0.10%	2	0.20%	2	0.20%	2	0.20%	1	0.10%
Absentee	0	0.00%	0	0.00%	0	0.00%	0	0.00%	0	0.00%
Early Vote	2	0.13%	0	0.00%	1	0.06%	0	0.00%	1	0.06%
Provisional	0	0.00%	0	0.00%	0	0.00%	0	0.00%	0	0.00%
Total	3	0.12%	2	0.08%	3	0.12%	2	0.08%	2	0.08%
BAR06										
Polling	0	0.00%	0	0.00%	2	0.28%	1	0.14%	0	0.00%
Absentee	0	0.00%	0	0.00%	0	0.00%	0	0.00%	0	0.00%
Early Vote	3	0.26%	1	0.09%	1	0.09%	1	0.09%	1	0.09%
Provisional	0	0.00%	0	0.00%	0	0.00%	0	0.00%	0	0.00%
Total	3	0.16%	1	0.05%	3	0.16%	2	0.10%	1	0.05%
BAR08										
Polling	0	0.00%	1	0.11%	0	0.00%	2	0.23%	1	0.11%
Absentee	0	0.00%	0	0.00%	0	0.00%	0	0.00%	0	0.00%
Early Vote	0	0.00%	0	0.00%	0	0.00%	1	0.04%	0	0.00%
Provisional	0	0.00%	0	0.00%	0	0.00%	0	0.00%	0	0.00%
Total	0	0.00%	1	0.03%	0	0.00%	3	0.09%	1	0.03%
BAR09										
Polling	0	0.00%	2	0.25%	0	0.00%	3	0.37%	0	0.00%
Absentee	0	0.00%	0	0.00%	0	0.00%	0	0.00%	0	0.00%
Early Vote	1	0.06%	1	0.06%	1	0.06%	4	0.24%	1	0.06%
Provisional	0	0.00%	0	0.00%	0	0.00%	0	0.00%	0	0.00%
Total	1	0.04%	3	0.12%	1	0.04%	7	0.27%	1	0.04%
BAR11										
Polling	0	0.00%	0	0.00%	0	0.00%	0	0.00%	0	0.00%
Absentee	1	1.64%	0	0.00%	1	1.64%	0	0.00%	0	0.00%
Early Vote	1	0.09%	0	0.00%	2	0.18%	1	0.09%	0	0.00%
Provisional	0	0.00%	0	0.00%	0	0.00%	0	0.00%	0	0.00%
Total	2	0.11%	0	0.00%	3	0.17%	1	0.06%	0	0.00%
BAR13										
Polling	5	0.52%	0	0.00%	1	0.10%	4	0.42%	0	0.00%
Absentee	0	0.00%	0	0.00%	0	0.00%	0	0.00%	0	0.00%
Early Vote	2	0.10%	0	0.00%	1	0.05%	6	0.30%	1	0.05%
Provisional	0	0.00%	0	0.00%	0	0.00%	0	0.00%	0	0.00%
Total	7	0.23%	0	0.00%	2	0.07%	10	0.33%	1	0.03%
BRU01										
Polling	0	0.00%	0	0.00%	0	0.00%	1	0.21%	0	0.00%
Absentee	0	0.00%	0	0.00%	0	0.00%	0	0.00%	0	0.00%
Early Vote	1	0.09%	0	0.00%	0	0.00%	0	0.00%	0	0.00%
Provisional	0	0.00%	0	0.00%	0	0.00%	0	0.00%	0	0.00%
Total	1	0.06%	0	0.00%	0	0.00%	1	0.06%	0	0.00%
BRU02										
Polling	1	0.10%	2	0.21%	0	0.00%	1	0.10%	0	0.00%
Absentee	0	0.00%	0	0.00%	0	0.00%	0	0.00%	0	0.00%

RETRIEVED FROM DEMOCRACYDOCKET.COM

Statement of Votes Cast
Shelby County, TN
State and Federal General Election _Municipal Elections
November 6, 2018
SOVC For Jurisdiction Wide, All Counters, All Races
Official Combined Results

	GOVERNOR									
	Cory King		Matthew Koch		Tommy Ray McAnally		Jessie D. McDonald		Toney R Mitchell	
Early Vote	4	0.21%	0	0.00%	1	0.05%	3	0.16%	0	0.00%
Provisional	0	0.00%	0	0.00%	0	0.00%	0	0.00%	0	0.00%
Total	5	0.17%	2	0.07%	1	0.03%	4	0.14%	0	0.00%
COL01										
Polling	0	0.00%	0	0.00%	0	0.00%	1	0.11%	0	0.00%
Absentee	0	0.00%	0	0.00%	0	0.00%	0	0.00%	0	0.00%
Early Vote	1	0.05%	0	0.00%	0	0.00%	0	0.00%	0	0.00%
Provisional	0	0.00%	0	0.00%	0	0.00%	0	0.00%	0	0.00%
Total	1	0.03%	0	0.00%	0	0.00%	1	0.03%	0	0.00%
COL02										
Polling	0	0.00%	1	0.12%	0	0.00%	0	0.00%	1	0.12%
Absentee	0	0.00%	0	0.00%	0	0.00%	0	0.00%	0	0.00%
Early Vote	2	0.11%	3	0.17%	1	0.06%	1	0.06%	0	0.00%
Provisional	0	0.00%	0	0.00%	0	0.00%	0	0.00%	0	0.00%
Total	2	0.07%	4	0.15%	1	0.04%	1	0.04%	1	0.04%
COL03										
Polling	0	0.00%	3	0.50%	0	0.00%	0	0.00%	1	0.17%
Absentee	0	0.00%	0	0.00%	0	0.00%	0	0.00%	0	0.00%
Early Vote	0	0.00%	0	0.00%	0	0.00%	1	0.06%	0	0.00%
Provisional	0	0.00%	0	0.00%	0	0.00%	0	0.00%	0	0.00%
Total	0	0.00%	3	0.13%	0	0.00%	1	0.04%	1	0.04%
COL04										
Polling	1	0.14%	0	0.00%	1	0.14%	1	0.14%	0	0.00%
Absentee	0	0.00%	0	0.00%	0	0.00%	0	0.00%	0	0.00%
Early Vote	0	0.00%	0	0.00%	1	0.05%	0	0.00%	1	0.05%
Provisional	0	0.00%	0	0.00%	0	0.00%	0	0.00%	0	0.00%
Total	1	0.04%	0	0.00%	2	0.07%	1	0.04%	1	0.04%
COL05										
Polling	0	0.00%	1	0.19%	0	0.00%	0	0.00%	0	0.00%
Absentee	0	0.00%	0	0.00%	0	0.00%	0	0.00%	0	0.00%
Early Vote	0	0.00%	0	0.00%	0	0.00%	0	0.00%	0	0.00%
Provisional	0	0.00%	0	0.00%	0	0.00%	0	0.00%	0	0.00%
Total	0	0.00%	1	0.07%	0	0.00%	0	0.00%	0	0.00%
COL06										
Polling	0	0.00%	0	0.00%	0	0.00%	0	0.00%	0	0.00%
Absentee	0	0.00%	0	0.00%	0	0.00%	0	0.00%	0	0.00%
Early Vote	0	0.00%	2	0.13%	0	0.00%	0	0.00%	0	0.00%
Provisional	0	0.00%	0	0.00%	0	0.00%	0	0.00%	0	0.00%
Total	0	0.00%	2	0.09%	0	0.00%	0	0.00%	0	0.00%
COL07										
Polling	1	0.12%	1	0.12%	0	0.00%	0	0.00%	1	0.12%
Absentee	0	0.00%	0	0.00%	0	0.00%	0	0.00%	0	0.00%
Early Vote	1	0.07%	1	0.07%	0	0.00%	0	0.00%	1	0.07%
Provisional	0	0.00%	0	0.00%	0	0.00%	0	0.00%	0	0.00%
Total	2	0.08%	2	0.08%	0	0.00%	0	0.00%	2	0.08%
COL08										
Polling	1	0.19%	0	0.00%	0	0.00%	0	0.00%	0	0.00%
Absentee	0	0.00%	0	0.00%	0	0.00%	0	0.00%	0	0.00%
Early Vote	0	0.00%	0	0.00%	0	0.00%	0	0.00%	0	0.00%
Provisional	0	0.00%	0	0.00%	0	0.00%	0	0.00%	0	0.00%
Total	1	0.06%	0	0.00%	0	0.00%	0	0.00%	0	0.00%
COL09										
Polling	0	0.00%	1	0.17%	1	0.17%	0	0.00%	0	0.00%
Absentee	0	0.00%	0	0.00%	0	0.00%	0	0.00%	0	0.00%
Early Vote	1	0.06%	0	0.00%	1	0.06%	1	0.06%	0	0.00%
Provisional	0	0.00%	0	0.00%	0	0.00%	0	0.00%	0	0.00%
Total	1	0.04%	1	0.04%	2	0.08%	1	0.04%	0	0.00%
COR03										

RETRIEVED FROM DEMOCRACYDOCKET.COM

Statement of Votes Cast
Shelby County, TN
State and Federal General Election _Municipal Elections
November 6, 2018
SOVC For Jurisdiction Wide, All Counters, All Races
Official Combined Results

	GOVERNOR									
	Cory King		Matthew Koch		Tommy Ray McAnally		Jessie D. McDonald		Toney R Mitchell	
Polling	0	0.00%	3	0.31%	0	0.00%	1	0.10%	1	0.10%
Absentee	0	0.00%	0	0.00%	0	0.00%	0	0.00%	0	0.00%
Early Vote	0	0.00%	0	0.00%	1	0.05%	0	0.00%	4	0.19%
Provisional	0	0.00%	0	0.00%	0	0.00%	0	0.00%	0	0.00%
Total	0	0.00%	3	0.10%	1	0.03%	1	0.03%	5	0.16%
COR04										
Polling	0	0.00%	0	0.00%	0	0.00%	1	0.36%	2	0.72%
Absentee	0	0.00%	0	0.00%	0	0.00%	0	0.00%	0	0.00%
Early Vote	1	0.12%	1	0.12%	0	0.00%	1	0.12%	1	0.12%
Provisional	0	0.00%	0	0.00%	0	0.00%	0	0.00%	0	0.00%
Total	1	0.09%	1	0.09%	0	0.00%	2	0.18%	3	0.26%
COR05										
Polling	2	0.24%	1	0.12%	2	0.24%	3	0.36%	1	0.12%
Absentee	0	0.00%	0	0.00%	0	0.00%	0	0.00%	0	0.00%
Early Vote	2	0.19%	0	0.00%	2	0.19%	0	0.00%	1	0.10%
Provisional	0	0.00%	0	0.00%	0	0.00%	0	0.00%	0	0.00%
Total	4	0.21%	1	0.05%	4	0.21%	3	0.16%	2	0.11%
EAD00										
Polling	0	0.00%	0	0.00%	0	0.00%	1	0.20%	0	0.00%
Absentee	0	0.00%	0	0.00%	0	0.00%	0	0.00%	0	0.00%
Early Vote	1	0.14%	0	0.00%	0	0.00%	1	0.14%	0	0.00%
Provisional	0	0.00%	0	0.00%	0	0.00%	0	0.00%	0	0.00%
Total	1	0.08%	0	0.00%	0	0.00%	2	0.16%	0	0.00%
FOR01										
Polling	0	0.00%	0	0.00%	0	0.00%	0	0.00%	0	0.00%
Absentee	0	0.00%	0	0.00%	0	0.00%	0	0.00%	0	0.00%
Early Vote	3	0.28%	1	0.09%	0	0.00%	0	0.00%	0	0.00%
Provisional	0	0.00%	0	0.00%	0	0.00%	0	0.00%	0	0.00%
Total	3	0.19%	1	0.06%	0	0.00%	0	0.00%	0	0.00%
FOR02										
Polling	0	0.00%	0	0.00%	0	0.00%	0	0.00%	1	0.45%
Absentee	0	0.00%	0	0.00%	0	0.00%	0	0.00%	0	0.00%
Early Vote	0	0.00%	0	0.00%	0	0.00%	0	0.00%	1	0.17%
Provisional	0	0.00%	0	0.00%	0	0.00%	0	0.00%	0	0.00%
Total	0	0.00%	0	0.00%	0	0.00%	0	0.00%	2	0.24%
FOR03										
Polling	3	0.37%	0	0.00%	1	0.12%	0	0.00%	0	0.00%
Absentee	0	0.00%	0	0.00%	0	0.00%	0	0.00%	0	0.00%
Early Vote	4	0.29%	0	0.00%	1	0.07%	0	0.00%	1	0.07%
Provisional	0	0.00%	0	0.00%	0	0.00%	0	0.00%	0	0.00%
Total	7	0.31%	0	0.00%	2	0.09%	0	0.00%	1	0.04%
GER02										
Polling	1	0.13%	0	0.00%	0	0.00%	0	0.00%	0	0.00%
Absentee	0	0.00%	0	0.00%	0	0.00%	0	0.00%	0	0.00%
Early Vote	2	0.10%	1	0.05%	1	0.05%	0	0.00%	0	0.00%
Provisional	0	0.00%	0	0.00%	0	0.00%	0	0.00%	0	0.00%
Total	3	0.10%	1	0.03%	1	0.03%	0	0.00%	0	0.00%
GER03										
Polling	1	0.14%	0	0.00%	0	0.00%	0	0.00%	1	0.14%
Absentee	0	0.00%	0	0.00%	0	0.00%	0	0.00%	0	0.00%
Early Vote	0	0.00%	0	0.00%	1	0.07%	1	0.07%	1	0.07%
Provisional	0	0.00%	0	0.00%	0	0.00%	0	0.00%	0	0.00%
Total	1	0.04%	0	0.00%	1	0.04%	1	0.04%	2	0.09%
GER04										
Polling	2	0.21%	0	0.00%	0	0.00%	1	0.11%	0	0.00%
Absentee	0	0.00%	0	0.00%	0	0.00%	0	0.00%	0	0.00%
Early Vote	1	0.04%	1	0.04%	1	0.04%	0	0.00%	0	0.00%
Provisional	0	0.00%	0	0.00%	0	0.00%	0	0.00%	0	0.00%

RETRIEVED FROM DEMOCRACYDOCKET.COM

Statement of Votes Cast
Shelby County, TN
State and Federal General Election _Municipal Elections
November 6, 2018
SOVC For Jurisdiction Wide, All Counters, All Races
Official Combined Results

	GOVERNOR									
	Cory King		Matthew Koch		Tommy Ray McAnally		Jessie D. McDonald		Toney R Mitchell	
Total	3	0.09%	1	0.03%	1	0.03%	1	0.03%	0	0.00%
GER05										
Polling	0	0.00%	0	0.00%	0	0.00%	0	0.00%	0	0.00%
Absentee	0	0.00%	0	0.00%	0	0.00%	0	0.00%	0	0.00%
Early Vote	1	0.04%	0	0.00%	1	0.04%	0	0.00%	0	0.00%
Provisional	0	0.00%	0	0.00%	0	0.00%	0	0.00%	0	0.00%
Total	1	0.03%	0	0.00%	1	0.03%	0	0.00%	0	0.00%
GER06										
Polling	0	0.00%	0	0.00%	0	0.00%	1	0.18%	2	0.37%
Absentee	0	0.00%	0	0.00%	0	0.00%	0	0.00%	0	0.00%
Early Vote	0	0.00%	0	0.00%	1	0.08%	0	0.00%	1	0.08%
Provisional	0	0.00%	0	0.00%	0	0.00%	0	0.00%	0	0.00%
Total	0	0.00%	0	0.00%	1	0.05%	1	0.05%	3	0.16%
GER08										
Polling	1	0.19%	0	0.00%	0	0.00%	0	0.00%	0	0.00%
Absentee	0	0.00%	0	0.00%	0	0.00%	0	0.00%	0	0.00%
Early Vote	0	0.00%	1	0.09%	0	0.00%	0	0.00%	0	0.00%
Provisional	0	0.00%	0	0.00%	0	0.00%	0	0.00%	0	0.00%
Total	1	0.06%	1	0.06%	0	0.00%	0	0.00%	0	0.00%
GER10										
Polling	0	0.00%	0	0.00%	0	0.00%	0	0.00%	0	0.00%
Absentee	0	0.00%	0	0.00%	0	0.00%	0	0.00%	0	0.00%
Early Vote	0	0.00%	0	0.00%	0	0.00%	0	0.00%	0	0.00%
Provisional	0	0.00%	0	0.00%	0	0.00%	0	0.00%	0	0.00%
Total	0	0.00%	0	0.00%	0	0.00%	0	0.00%	0	0.00%
GER11										
Polling	0	0.00%	0	0.00%	0	0.00%	0	0.00%	0	0.00%
Absentee	0	0.00%	0	0.00%	0	0.00%	0	0.00%	0	0.00%
Early Vote	0	0.00%	1	0.05%	0	0.00%	0	0.00%	0	0.00%
Provisional	0	0.00%	0	0.00%	0	0.00%	0	0.00%	0	0.00%
Total	0	0.00%	1	0.03%	0	0.00%	0	0.00%	0	0.00%
GER12										
Polling	0	0.00%	0	0.00%	0	0.00%	0	0.00%	0	0.00%
Absentee	0	0.00%	0	0.00%	0	0.00%	0	0.00%	0	0.00%
Early Vote	0	0.00%	0	0.00%	0	0.00%	0	0.00%	0	0.00%
Provisional	0	0.00%	0	0.00%	0	0.00%	0	0.00%	0	0.00%
Total	0	0.00%	0	0.00%	0	0.00%	0	0.00%	0	0.00%
LAK01										
Polling	0	0.00%	0	0.00%	1	0.12%	0	0.00%	0	0.00%
Absentee	0	0.00%	0	0.00%	0	0.00%	0	0.00%	0	0.00%
Early Vote	2	0.06%	2	0.06%	0	0.00%	0	0.00%	0	0.00%
Provisional	0	0.00%	0	0.00%	0	0.00%	0	0.00%	0	0.00%
Total	2	0.05%	2	0.05%	1	0.02%	0	0.00%	0	0.00%
LAK02										
Polling	0	0.00%	0	0.00%	1	0.18%	0	0.00%	2	0.36%
Absentee	0	0.00%	0	0.00%	0	0.00%	0	0.00%	0	0.00%
Early Vote	1	0.12%	2	0.24%	0	0.00%	0	0.00%	0	0.00%
Provisional	0	0.00%	0	0.00%	0	0.00%	0	0.00%	0	0.00%
Total	1	0.07%	2	0.14%	1	0.07%	0	0.00%	2	0.14%
LUC01										
Polling	0	0.00%	0	0.00%	1	0.31%	1	0.31%	0	0.00%
Absentee	0	0.00%	0	0.00%	0	0.00%	0	0.00%	0	0.00%
Early Vote	0	0.00%	0	0.00%	0	0.00%	1	0.21%	1	0.21%
Provisional	0	0.00%	0	0.00%	0	0.00%	0	0.00%	0	0.00%
Total	0	0.00%	0	0.00%	1	0.12%	2	0.24%	1	0.12%
LUC03										
Polling	4	1.43%	0	0.00%	1	0.36%	0	0.00%	2	0.71%
Absentee	0	0.00%	0	0.00%	0	0.00%	0	0.00%	0	0.00%

RETRIEVED FROM DEMOCRACYDOCKET.COM

Statement of Votes Cast
Shelby County, TN
State and Federal General Election _Municipal Elections
November 6, 2018
SOVC For Jurisdiction Wide, All Counters, All Races
Official Combined Results

	GOVERNOR									
	Cory King		Matthew Koch		Tommy Ray McAnally		Jessie D. McDonald		Toney R Mitchell	
Early Vote	2	0.40%	1	0.20%	0	0.00%	0	0.00%	2	0.40%
Provisional	0	0.00%	0	0.00%	0	0.00%	0	0.00%	0	0.00%
Total	6	0.76%	1	0.13%	1	0.13%	0	0.00%	4	0.50%
MCC00										
Polling	2	0.49%	0	0.00%	2	0.49%	1	0.25%	1	0.25%
Absentee	0	0.00%	0	0.00%	0	0.00%	0	0.00%	0	0.00%
Early Vote	4	0.68%	0	0.00%	1	0.17%	0	0.00%	1	0.17%
Provisional	0	0.00%	0	0.00%	0	0.00%	0	0.00%	0	0.00%
Total	6	0.60%	0	0.00%	3	0.30%	1	0.10%	2	0.20%
MIL01										
Polling	1	0.15%	0	0.00%	1	0.15%	1	0.15%	0	0.00%
Absentee	0	0.00%	0	0.00%	0	0.00%	0	0.00%	0	0.00%
Early Vote	2	0.10%	0	0.00%	1	0.05%	1	0.05%	1	0.05%
Provisional	0	0.00%	0	0.00%	0	0.00%	0	0.00%	0	0.00%
Total	3	0.11%	0	0.00%	2	0.08%	2	0.08%	1	0.04%
MIL02										
Polling	3	0.48%	0	0.00%	0	0.00%	0	0.00%	0	0.00%
Absentee	0	0.00%	0	0.00%	1	2.78%	0	0.00%	0	0.00%
Early Vote	5	0.28%	0	0.00%	2	0.11%	1	0.06%	5	0.28%
Provisional	0	0.00%	0	0.00%	0	0.00%	0	0.00%	0	0.00%
Total	8	0.33%	0	0.00%	3	0.12%	1	0.04%	5	0.20%
MOR01										
Polling	5	0.50%	0	0.00%	0	0.00%	1	0.10%	0	0.00%
Absentee	0	0.00%	0	0.00%	0	0.00%	0	0.00%	0	0.00%
Early Vote	7	0.35%	0	0.00%	2	0.10%	0	0.00%	2	0.10%
Provisional	0	0.00%	0	0.00%	0	0.00%	0	0.00%	0	0.00%
Total	12	0.40%	0	0.00%	2	0.07%	1	0.03%	2	0.07%
MOR02										
Polling	0	0.00%	0	0.00%	0	0.00%	0	0.00%	0	0.00%
Absentee	0	0.00%	0	0.00%	0	0.00%	0	0.00%	0	0.00%
Early Vote	1	0.09%	0	0.00%	0	0.00%	2	0.18%	1	0.09%
Provisional	0	0.00%	0	0.00%	0	0.00%	0	0.00%	0	0.00%
Total	1	0.06%	0	0.00%	0	0.00%	2	0.12%	1	0.06%
ROS05										
Polling	0	0.00%	1	0.14%	1	0.14%	0	0.00%	0	0.00%
Absentee	0	0.00%	0	0.00%	0	0.00%	0	0.00%	0	0.00%
Early Vote	5	0.34%	0	0.00%	2	0.14%	4	0.27%	1	0.07%
Provisional	0	0.00%	0	0.00%	0	0.00%	0	0.00%	0	0.00%
Total	5	0.23%	1	0.05%	3	0.14%	4	0.18%	1	0.05%
ROS13										
Polling	4	0.37%	1	0.09%	1	0.09%	2	0.19%	5	0.46%
Absentee	0	0.00%	0	0.00%	0	0.00%	0	0.00%	0	0.00%
Early Vote	6	0.39%	2	0.13%	0	0.00%	1	0.07%	0	0.00%
Provisional	0	0.00%	0	0.00%	0	0.00%	0	0.00%	0	0.00%
Total	10	0.38%	3	0.11%	1	0.04%	3	0.11%	5	0.19%
ROS14										
Polling	1	0.14%	0	0.00%	0	0.00%	1	0.14%	0	0.00%
Absentee	0	0.00%	0	0.00%	0	0.00%	0	0.00%	0	0.00%
Early Vote	5	0.42%	0	0.00%	0	0.00%	1	0.08%	2	0.17%
Provisional	0	0.00%	0	0.00%	0	0.00%	0	0.00%	0	0.00%
Total	6	0.31%	0	0.00%	0	0.00%	2	0.10%	2	0.10%
ROS15										
Polling	3	0.49%	0	0.00%	0	0.00%	0	0.00%	2	0.32%
Absentee	0	0.00%	0	0.00%	0	0.00%	0	0.00%	0	0.00%
Early Vote	0	0.00%	2	0.23%	0	0.00%	1	0.11%	2	0.23%
Provisional	0	0.00%	0	0.00%	0	0.00%	0	0.00%	0	0.00%
Total	3	0.20%	2	0.13%	0	0.00%	1	0.07%	4	0.26%
ROS16										

RETRIEVED FROM DEMOCRACYDOCKET.COM

Statement of Votes Cast
Shelby County, TN
State and Federal General Election _Municipal Elections
November 6, 2018
SOVC For Jurisdiction Wide, All Counters, All Races
Official Combined Results

	GOVERNOR									
	Cory King		Matthew Koch		Tommy Ray McAnally		Jessie D. McDonald		Toney R Mitchell	
Polling	2	0.19%	0	0.00%	0	0.00%	1	0.09%	1	0.09%
Absentee	0	0.00%	0	0.00%	0	0.00%	0	0.00%	0	0.00%
Early Vote	8	0.45%	0	0.00%	1	0.06%	2	0.11%	2	0.11%
Provisional	0	0.00%	0	0.00%	0	0.00%	1	4.55%	0	0.00%
Total	10	0.35%	0	0.00%	1	0.03%	4	0.14%	3	0.10%
STE00										
Polling	1	0.13%	0	0.00%	0	0.00%	0	0.00%	0	0.00%
Absentee	0	0.00%	0	0.00%	0	0.00%	0	0.00%	0	0.00%
Early Vote	2	0.11%	0	0.00%	0	0.00%	0	0.00%	0	0.00%
Provisional	0	0.00%	0	0.00%	0	0.00%	0	0.00%	0	0.00%
Total	3	0.12%	0	0.00%	0	0.00%	0	0.00%	0	0.00%
Total										
Polling	344	0.34%	85	0.08%	79	0.08%	128	0.13%	132	0.13%
Absentee	1	0.02%	3	0.07%	3	0.07%	2	0.05%	0	0.00%
Early Vote	424	0.23%	90	0.05%	99	0.05%	151	0.08%	185	0.10%
Provisional	3	0.31%	0	0.00%	0	0.00%	2	0.21%	1	0.10%
Total	772	0.27%	178	0.06%	181	0.06%	283	0.10%	318	0.11%

RETRIEVED FROM DEMOCRACYDOCKET.COM

Statement of Votes Cast
Shelby County, TN
State and Federal General Election _Municipal Elections
November 6, 2018
SOVC For Jurisdiction Wide, All Counters, All Races
Official Combined Results

	GOVERNOR									
	Yvonne Neubert		Alfred Shawn Rapoza		Chad Riden		Robert Sawyers Sr.		Heather Scott	
Jurisdiction Wide										
00100										
Polling	2	0.19%	3	0.28%	0	0.00%	1	0.09%	0	0.00%
Absentee	0	0.00%	0	0.00%	0	0.00%	0	0.00%	0	0.00%
Early Vote	3	0.21%	1	0.07%	0	0.00%	2	0.14%	2	0.14%
Provisional	0	0.00%	0	0.00%	0	0.00%	0	0.00%	0	0.00%
Total	5	0.19%	4	0.15%	0	0.00%	3	0.12%	2	0.08%
00200										
Polling	0	0.00%	0	0.00%	0	0.00%	0	0.00%	0	0.00%
Absentee	0	0.00%	0	0.00%	0	0.00%	0	0.00%	0	0.00%
Early Vote	1	0.06%	0	0.00%	0	0.00%	0	0.00%	1	0.06%
Provisional	0	0.00%	0	0.00%	0	0.00%	0	0.00%	0	0.00%
Total	1	0.04%	0	0.00%	0	0.00%	0	0.00%	1	0.04%
01100										
Polling	0	0.00%	1	0.26%	0	0.00%	0	0.00%	1	0.26%
Absentee	0	0.00%	0	0.00%	0	0.00%	0	0.00%	0	0.00%
Early Vote	0	0.00%	1	0.21%	0	0.00%	0	0.00%	2	0.42%
Provisional	0	0.00%	0	0.00%	0	0.00%	0	0.00%	0	0.00%
Total	0	0.00%	2	0.23%	0	0.00%	0	0.00%	3	0.34%
01200										
Polling	0	0.00%	1	0.58%	0	0.00%	1	0.58%	0	0.00%
Absentee	0	0.00%	0	0.00%	0	0.00%	0	0.00%	0	0.00%
Early Vote	1	0.36%	0	0.00%	0	0.00%	0	0.00%	0	0.00%
Provisional	0	0.00%	0	0.00%	0	0.00%	0	0.00%	0	0.00%
Total	1	0.21%	1	0.21%	0	0.00%	1	0.21%	0	0.00%
01300										
Polling	2	0.54%	1	0.27%	0	0.00%	0	0.00%	1	0.27%
Absentee	0	0.00%	0	0.00%	0	0.00%	0	0.00%	0	0.00%
Early Vote	1	0.31%	1	0.31%	0	0.00%	0	0.00%	0	0.00%
Provisional	0	0.00%	0	0.00%	0	0.00%	0	0.00%	0	0.00%
Total	3	0.42%	2	0.28%	0	0.00%	0	0.00%	1	0.14%
01601										
Polling	0	0.00%	0	0.00%	0	0.00%	0	0.00%	0	0.00%
Absentee	0	0.00%	0	0.00%	0	0.00%	0	0.00%	0	0.00%
Early Vote	0	0.00%	0	0.00%	0	0.00%	0	0.00%	0	0.00%
Provisional	0	0.00%	0	0.00%	0	0.00%	0	0.00%	0	0.00%
Total	0	0.00%	0	0.00%	0	0.00%	0	0.00%	0	0.00%
01603										
Polling	2	0.41%	0	0.00%	1	0.20%	0	0.00%	0	0.00%
Absentee	0	0.00%	0	0.00%	0	0.00%	0	0.00%	0	0.00%
Early Vote	1	0.09%	1	0.09%	0	0.00%	1	0.09%	1	0.09%
Provisional	1	14.29%	0	0.00%	0	0.00%	0	0.00%	0	0.00%
Total	4	0.24%	1	0.06%	1	0.06%	1	0.06%	1	0.06%
01700										
Polling	0	0.00%	0	0.00%	0	0.00%	0	0.00%	0	0.00%
Absentee	0	0.00%	0	0.00%	0	0.00%	0	0.00%	1	2.50%
Early Vote	0	0.00%	0	0.00%	2	0.33%	0	0.00%	1	0.16%
Provisional	0	0.00%	0	0.00%	0	0.00%	0	0.00%	0	0.00%
Total	0	0.00%	0	0.00%	2	0.20%	0	0.00%	2	0.20%
02001										
Polling	0	0.00%	0	0.00%	2	0.24%	0	0.00%	0	0.00%
Absentee	0	0.00%	0	0.00%	0	0.00%	0	0.00%	0	0.00%
Early Vote	0	0.00%	0	0.00%	0	0.00%	0	0.00%	2	0.15%
Provisional	0	0.00%	0	0.00%	0	0.00%	0	0.00%	0	0.00%
Total	0	0.00%	0	0.00%	2	0.09%	0	0.00%	2	0.09%
02003										
Polling	4	0.58%	0	0.00%	0	0.00%	0	0.00%	0	0.00%
Absentee	0	0.00%	0	0.00%	0	0.00%	0	0.00%	0	0.00%

RETRIEVED FROM DEMOCRACYDOCKET.COM

Statement of Votes Cast
Shelby County, TN
State and Federal General Election _Municipal Elections
November 6, 2018
SOVC For Jurisdiction Wide, All Counters, All Races
Official Combined Results

	GOVERNOR									
	Yvonne Neubert		Alfred Shawn Rapoza		Chad Riden		Robert Sawyers Sr.		Heather Scott	
Early Vote	1	0.10%	2	0.20%	0	0.00%	2	0.20%	3	0.31%
Provisional	0	0.00%	0	0.00%	0	0.00%	0	0.00%	0	0.00%
Total	5	0.30%	2	0.12%	0	0.00%	2	0.12%	3	0.18%
02100										
Polling	0	0.00%	1	0.22%	0	0.00%	0	0.00%	1	0.22%
Absentee	0	0.00%	0	0.00%	0	0.00%	0	0.00%	0	0.00%
Early Vote	1	0.15%	2	0.29%	0	0.00%	1	0.15%	0	0.00%
Provisional	0	0.00%	0	0.00%	0	0.00%	0	0.00%	0	0.00%
Total	1	0.09%	3	0.26%	0	0.00%	1	0.09%	1	0.09%
02600										
Polling	0	0.00%	1	0.21%	0	0.00%	1	0.21%	0	0.00%
Absentee	0	0.00%	0	0.00%	0	0.00%	0	0.00%	0	0.00%
Early Vote	2	0.33%	1	0.16%	0	0.00%	0	0.00%	1	0.16%
Provisional	0	0.00%	0	0.00%	0	0.00%	0	0.00%	0	0.00%
Total	2	0.18%	2	0.18%	0	0.00%	1	0.09%	1	0.09%
02800										
Polling	0	0.00%	0	0.00%	0	0.00%	0	0.00%	0	0.00%
Absentee	0	0.00%	0	0.00%	0	0.00%	0	0.00%	0	0.00%
Early Vote	1	0.12%	0	0.00%	0	0.00%	0	0.00%	1	0.12%
Provisional	0	0.00%	0	0.00%	0	0.00%	0	0.00%	0	0.00%
Total	1	0.08%	0	0.00%	0	0.00%	0	0.00%	1	0.08%
03102										
Polling	0	0.00%	0	0.00%	0	0.00%	0	0.00%	1	0.21%
Absentee	0	0.00%	0	0.00%	0	0.00%	0	0.00%	0	0.00%
Early Vote	0	0.00%	0	0.00%	1	0.12%	0	0.00%	1	0.12%
Provisional	0	0.00%	0	0.00%	0	0.00%	0	0.00%	0	0.00%
Total	0	0.00%	0	0.00%	1	0.07%	0	0.00%	2	0.15%
03104										
Polling	2	0.40%	0	0.00%	0	0.00%	0	0.00%	1	0.20%
Absentee	0	0.00%	0	0.00%	0	0.00%	0	0.00%	0	0.00%
Early Vote	3	0.29%	1	0.10%	0	0.00%	2	0.19%	1	0.10%
Provisional	0	0.00%	0	0.00%	0	0.00%	0	0.00%	0	0.00%
Total	5	0.32%	1	0.06%	0	0.00%	2	0.13%	2	0.13%
03300										
Polling	0	0.00%	0	0.00%	0	0.00%	0	0.00%	2	0.77%
Absentee	0	0.00%	0	0.00%	0	0.00%	0	0.00%	0	0.00%
Early Vote	0	0.00%	1	0.38%	0	0.00%	0	0.00%	0	0.00%
Provisional	0	0.00%	0	0.00%	0	0.00%	0	0.00%	0	0.00%
Total	0	0.00%	1	0.19%	0	0.00%	0	0.00%	2	0.38%
03402										
Polling	1	0.31%	2	0.62%	0	0.00%	1	0.31%	2	0.62%
Absentee	0	0.00%	0	0.00%	0	0.00%	0	0.00%	0	0.00%
Early Vote	3	0.76%	1	0.25%	0	0.00%	1	0.25%	0	0.00%
Provisional	0	0.00%	0	0.00%	0	0.00%	0	0.00%	0	0.00%
Total	4	0.55%	3	0.41%	0	0.00%	2	0.28%	2	0.28%
03601										
Polling	0	0.00%	0	0.00%	1	0.16%	0	0.00%	0	0.00%
Absentee	0	0.00%	0	0.00%	0	0.00%	0	0.00%	0	0.00%
Early Vote	0	0.00%	0	0.00%	0	0.00%	0	0.00%	0	0.00%
Provisional	0	0.00%	0	0.00%	0	0.00%	0	0.00%	0	0.00%
Total	0	0.00%	0	0.00%	1	0.06%	0	0.00%	0	0.00%
03602										
Polling	2	0.37%	1	0.18%	0	0.00%	0	0.00%	1	0.18%
Absentee	0	0.00%	0	0.00%	0	0.00%	0	0.00%	0	0.00%
Early Vote	1	0.13%	1	0.13%	0	0.00%	1	0.13%	1	0.13%
Provisional	0	0.00%	0	0.00%	0	0.00%	0	0.00%	0	0.00%
Total	3	0.23%	2	0.15%	0	0.00%	1	0.08%	2	0.15%
03700										

RETRIEVED FROM DEMOCRACYDOCKET.COM

Statement of Votes Cast
Shelby County, TN
State and Federal General Election _Municipal Elections
November 6, 2018
SOVC For Jurisdiction Wide, All Counters, All Races
Official Combined Results

	GOVERNOR									
	Yvonne Neubert		Alfred Shawn Rapoza		Chad Riden		Robert Sawyers Sr.		Heather Scott	
Polling	2	0.38%	1	0.19%	0	0.00%	0	0.00%	1	0.19%
Absentee	0	0.00%	0	0.00%	0	0.00%	0	0.00%	0	0.00%
Early Vote	1	0.20%	4	0.81%	0	0.00%	1	0.20%	0	0.00%
Provisional	0	0.00%	0	0.00%	0	0.00%	0	0.00%	0	0.00%
Total	3	0.29%	5	0.49%	0	0.00%	1	0.10%	1	0.10%
04103										
Polling	3	0.56%	1	0.19%	1	0.19%	0	0.00%	1	0.19%
Absentee	0	0.00%	0	0.00%	0	0.00%	0	0.00%	0	0.00%
Early Vote	2	0.28%	0	0.00%	0	0.00%	0	0.00%	1	0.14%
Provisional	0	0.00%	0	0.00%	0	0.00%	0	0.00%	0	0.00%
Total	5	0.39%	1	0.08%	1	0.08%	0	0.00%	2	0.16%
04201										
Polling	2	0.35%	3	0.53%	1	0.18%	2	0.35%	1	0.18%
Absentee	0	0.00%	0	0.00%	0	0.00%	0	0.00%	0	0.00%
Early Vote	1	0.17%	0	0.00%	0	0.00%	0	0.00%	0	0.00%
Provisional	0	0.00%	0	0.00%	0	0.00%	0	0.00%	0	0.00%
Total	3	0.26%	3	0.26%	1	0.09%	2	0.17%	1	0.09%
04401										
Polling	0	0.00%	0	0.00%	0	0.00%	0	0.00%	0	0.00%
Absentee	0	0.00%	0	0.00%	0	0.00%	0	0.00%	0	0.00%
Early Vote	0	0.00%	0	0.00%	0	0.00%	0	0.00%	1	0.06%
Provisional	0	0.00%	0	0.00%	0	0.00%	0	0.00%	0	0.00%
Total	0	0.00%	0	0.00%	0	0.00%	0	0.00%	1	0.04%
04405										
Polling	0	0.00%	1	0.23%	0	0.00%	0	0.00%	1	0.23%
Absentee	0	0.00%	0	0.00%	0	0.00%	0	0.00%	0	0.00%
Early Vote	0	0.00%	3	0.34%	1	0.11%	0	0.00%	2	0.23%
Provisional	0	0.00%	0	0.00%	0	0.00%	0	0.00%	0	0.00%
Total	0	0.00%	4	0.29%	1	0.07%	0	0.00%	3	0.22%
04502										
Polling	1	0.14%	0	0.00%	1	0.14%	0	0.00%	1	0.14%
Absentee	0	0.00%	0	0.00%	0	0.00%	0	0.00%	0	0.00%
Early Vote	0	0.00%	1	0.10%	1	0.10%	1	0.10%	1	0.10%
Provisional	0	0.00%	0	0.00%	0	0.00%	0	0.00%	0	0.00%
Total	1	0.06%	1	0.06%	2	0.11%	1	0.06%	2	0.11%
04504										
Polling	0	0.00%	2	0.19%	0	0.00%	0	0.00%	2	0.19%
Absentee	0	0.00%	0	0.00%	0	0.00%	0	0.00%	0	0.00%
Early Vote	2	0.10%	0	0.00%	1	0.05%	0	0.00%	1	0.05%
Provisional	0	0.00%	0	0.00%	0	0.00%	0	0.00%	0	0.00%
Total	2	0.06%	2	0.06%	1	0.03%	0	0.00%	3	0.10%
04602										
Polling	0	0.00%	0	0.00%	0	0.00%	0	0.00%	1	0.13%
Absentee	0	0.00%	0	0.00%	0	0.00%	0	0.00%	0	0.00%
Early Vote	0	0.00%	1	0.07%	2	0.15%	0	0.00%	0	0.00%
Provisional	0	0.00%	0	0.00%	0	0.00%	0	0.00%	0	0.00%
Total	0	0.00%	1	0.04%	2	0.09%	0	0.00%	1	0.04%
04700										
Polling	1	0.16%	2	0.33%	0	0.00%	0	0.00%	1	0.16%
Absentee	0	0.00%	0	0.00%	0	0.00%	0	0.00%	0	0.00%
Early Vote	1	0.13%	0	0.00%	0	0.00%	1	0.13%	1	0.13%
Provisional	0	0.00%	0	0.00%	0	0.00%	0	0.00%	0	0.00%
Total	2	0.14%	2	0.14%	0	0.00%	1	0.07%	2	0.14%
04900										
Polling	3	0.49%	0	0.00%	1	0.16%	0	0.00%	1	0.16%
Absentee	0	0.00%	0	0.00%	0	0.00%	0	0.00%	0	0.00%
Early Vote	2	0.25%	2	0.25%	0	0.00%	0	0.00%	0	0.00%
Provisional	0	0.00%	0	0.00%	0	0.00%	0	0.00%	1	33.33%

RETRIEVED FROM DEMOCRACYDOCKET.COM

Statement of Votes Cast
Shelby County, TN
State and Federal General Election _Municipal Elections
November 6, 2018
SOVC For Jurisdiction Wide, All Counters, All Races
Official Combined Results

	GOVERNOR									
	Yvonne Neubert		Alfred Shawn Rapoza		Chad Riden		Robert Sawyers Sr.		Heather Scott	
Total	5	0.35%	2	0.14%	1	0.07%	0	0.00%	2	0.14%
05001										
Polling	1	0.45%	0	0.00%	1	0.45%	1	0.45%	2	0.90%
Absentee	1	50.00%	0	0.00%	0	0.00%	0	0.00%	0	0.00%
Early Vote	1	0.27%	1	0.27%	0	0.00%	0	0.00%	0	0.00%
Provisional	0	0.00%	0	0.00%	0	0.00%	0	0.00%	0	0.00%
Total	3	0.50%	1	0.17%	1	0.17%	1	0.17%	2	0.34%
05002										
Polling	0	0.00%	0	0.00%	0	0.00%	1	0.29%	1	0.29%
Absentee	0	0.00%	0	0.00%	0	0.00%	0	0.00%	0	0.00%
Early Vote	1	0.16%	1	0.16%	0	0.00%	2	0.32%	0	0.00%
Provisional	0	0.00%	0	0.00%	0	0.00%	0	0.00%	0	0.00%
Total	1	0.10%	1	0.10%	0	0.00%	3	0.31%	1	0.10%
05201										
Polling	0	0.00%	0	0.00%	0	0.00%	1	0.29%	0	0.00%
Absentee	0	0.00%	0	0.00%	0	0.00%	0	0.00%	0	0.00%
Early Vote	0	0.00%	0	0.00%	1	0.25%	1	0.25%	1	0.25%
Provisional	0	0.00%	0	0.00%	0	0.00%	0	0.00%	0	0.00%
Total	0	0.00%	0	0.00%	1	0.13%	2	0.26%	1	0.13%
05301										
Polling	4	0.61%	0	0.00%	0	0.00%	0	0.00%	3	0.46%
Absentee	0	0.00%	0	0.00%	0	0.00%	0	0.00%	0	0.00%
Early Vote	0	0.00%	1	0.16%	0	0.00%	0	0.00%	1	0.16%
Provisional	0	0.00%	0	0.00%	0	0.00%	0	0.00%	0	0.00%
Total	4	0.31%	1	0.08%	0	0.00%	0	0.00%	4	0.31%
05400										
Polling	0	0.00%	2	0.24%	0	0.00%	0	0.00%	2	0.24%
Absentee	0	0.00%	0	0.00%	0	0.00%	0	0.00%	0	0.00%
Early Vote	0	0.00%	0	0.00%	0	0.00%	1	0.08%	3	0.24%
Provisional	0	0.00%	0	0.00%	0	0.00%	0	0.00%	0	0.00%
Total	0	0.00%	2	0.09%	0	0.00%	1	0.05%	5	0.24%
05502										
Polling	0	0.00%	0	0.00%	0	0.00%	0	0.00%	1	0.14%
Absentee	0	0.00%	0	0.00%	0	0.00%	0	0.00%	0	0.00%
Early Vote	0	0.00%	0	0.00%	0	0.00%	0	0.00%	1	0.06%
Provisional	0	0.00%	0	0.00%	0	0.00%	0	0.00%	0	0.00%
Total	0	0.00%	0	0.00%	0	0.00%	0	0.00%	2	0.08%
05700										
Polling	0	0.00%	0	0.00%	0	0.00%	0	0.00%	0	0.00%
Absentee	0	0.00%	0	0.00%	0	0.00%	0	0.00%	0	0.00%
Early Vote	0	0.00%	0	0.00%	1	0.04%	0	0.00%	1	0.04%
Provisional	0	0.00%	0	0.00%	0	0.00%	0	0.00%	0	0.00%
Total	0	0.00%	0	0.00%	1	0.03%	0	0.00%	1	0.03%
05801										
Polling	1	0.16%	1	0.16%	1	0.16%	2	0.31%	0	0.00%
Absentee	0	0.00%	0	0.00%	0	0.00%	0	0.00%	0	0.00%
Early Vote	1	0.16%	0	0.00%	0	0.00%	0	0.00%	0	0.00%
Provisional	0	0.00%	0	0.00%	0	0.00%	0	0.00%	0	0.00%
Total	2	0.15%	1	0.08%	1	0.08%	2	0.15%	0	0.00%
05804										
Polling	4	0.65%	0	0.00%	0	0.00%	0	0.00%	3	0.49%
Absentee	0	0.00%	0	0.00%	0	0.00%	0	0.00%	0	0.00%
Early Vote	0	0.00%	0	0.00%	1	0.15%	0	0.00%	0	0.00%
Provisional	0	0.00%	0	0.00%	0	0.00%	0	0.00%	0	0.00%
Total	4	0.31%	0	0.00%	1	0.08%	0	0.00%	3	0.23%
05905										
Polling	4	0.52%	2	0.26%	0	0.00%	2	0.26%	3	0.39%
Absentee	0	0.00%	0	0.00%	0	0.00%	0	0.00%	0	0.00%

RETRIEVED FROM DEMOCRACYDOCKET.COM

Statement of Votes Cast
Shelby County, TN
State and Federal General Election _Municipal Elections
November 6, 2018
SOVC For Jurisdiction Wide, All Counters, All Races
Official Combined Results

	GOVERNOR									
	Yvonne Neubert		Alfred Shawn Rapoza		Chad Riden		Robert Sawyers Sr.		Heather Scott	
Early Vote	0	0.00%	4	0.47%	0	0.00%	2	0.23%	0	0.00%
Provisional	0	0.00%	0	0.00%	0	0.00%	0	0.00%	0	0.00%
Total	4	0.25%	6	0.37%	0	0.00%	4	0.25%	3	0.18%
06003										
Polling	3	0.63%	1	0.21%	0	0.00%	0	0.00%	0	0.00%
Absentee	0	0.00%	0	0.00%	0	0.00%	0	0.00%	0	0.00%
Early Vote	1	0.17%	0	0.00%	0	0.00%	1	0.17%	0	0.00%
Provisional	0	0.00%	0	0.00%	0	0.00%	0	0.00%	0	0.00%
Total	4	0.37%	1	0.09%	0	0.00%	1	0.09%	0	0.00%
06005										
Polling	0	0.00%	0	0.00%	0	0.00%	0	0.00%	2	0.67%
Absentee	0	0.00%	0	0.00%	0	0.00%	0	0.00%	0	0.00%
Early Vote	2	0.62%	0	0.00%	0	0.00%	0	0.00%	0	0.00%
Provisional	0	0.00%	0	0.00%	0	0.00%	0	0.00%	0	0.00%
Total	2	0.32%	0	0.00%	0	0.00%	0	0.00%	2	0.32%
06006										
Polling	0	0.00%	0	0.00%	0	0.00%	1	0.25%	0	0.00%
Absentee	0	0.00%	0	0.00%	0	0.00%	0	0.00%	0	0.00%
Early Vote	0	0.00%	1	0.23%	0	0.00%	1	0.23%	0	0.00%
Provisional	0	0.00%	0	0.00%	0	0.00%	0	0.00%	0	0.00%
Total	0	0.00%	1	0.12%	0	0.00%	2	0.23%	0	0.00%
06007										
Polling	3	0.36%	2	0.24%	0	0.00%	2	0.24%	2	0.24%
Absentee	0	0.00%	0	0.00%	0	0.00%	0	0.00%	1	10.00%
Early Vote	2	0.19%	0	0.00%	0	0.00%	1	0.10%	1	0.10%
Provisional	0	0.00%	0	0.00%	0	0.00%	0	0.00%	0	0.00%
Total	5	0.27%	2	0.11%	0	0.00%	3	0.16%	4	0.21%
06009										
Polling	1	0.24%	1	0.24%	0	0.00%	0	0.00%	0	0.00%
Absentee	0	0.00%	0	0.00%	0	0.00%	0	0.00%	0	0.00%
Early Vote	3	0.59%	1	0.20%	0	0.00%	0	0.00%	0	0.00%
Provisional	0	0.00%	0	0.00%	0	0.00%	0	0.00%	0	0.00%
Total	4	0.42%	2	0.21%	0	0.00%	0	0.00%	0	0.00%
06100										
Polling	2	0.47%	0	0.00%	1	0.24%	0	0.00%	0	0.00%
Absentee	0	0.00%	0	0.00%	0	0.00%	0	0.00%	0	0.00%
Early Vote	0	0.00%	0	0.00%	1	0.26%	0	0.00%	0	0.00%
Provisional	0	-	0	-	0	-	0	-	0	-
Total	2	0.25%	0	0.00%	2	0.25%	0	0.00%	0	0.00%
06200										
Polling	0	0.00%	0	0.00%	0	0.00%	0	0.00%	1	0.30%
Absentee	0	0.00%	0	0.00%	0	0.00%	0	0.00%	0	0.00%
Early Vote	0	0.00%	1	0.30%	0	0.00%	0	0.00%	2	0.59%
Provisional	0	0.00%	0	0.00%	0	0.00%	0	0.00%	0	0.00%
Total	0	0.00%	1	0.15%	0	0.00%	0	0.00%	3	0.44%
06400										
Polling	0	0.00%	1	0.14%	1	0.14%	0	0.00%	0	0.00%
Absentee	0	0.00%	0	0.00%	1	2.04%	0	0.00%	0	0.00%
Early Vote	0	0.00%	0	0.00%	0	0.00%	0	0.00%	1	0.07%
Provisional	0	0.00%	0	0.00%	0	0.00%	0	0.00%	0	0.00%
Total	0	0.00%	1	0.05%	2	0.09%	0	0.00%	1	0.05%
06600										
Polling	1	0.13%	1	0.13%	0	0.00%	0	0.00%	3	0.39%
Absentee	0	0.00%	0	0.00%	0	0.00%	0	0.00%	0	0.00%
Early Vote	3	0.23%	1	0.08%	1	0.08%	0	0.00%	3	0.23%
Provisional	0	0.00%	0	0.00%	0	0.00%	0	0.00%	0	0.00%
Total	4	0.19%	2	0.09%	1	0.05%	0	0.00%	6	0.28%
06701										

RETRIEVED FROM DEMOCRACYDOCKET.COM

Statement of Votes Cast
Shelby County, TN
State and Federal General Election _Municipal Elections
November 6, 2018
SOVC For Jurisdiction Wide, All Counters, All Races
Official Combined Results

	GOVERNOR									
	Yvonne Neubert		Alfred Shawn Rapoza		Chad Riden		Robert Sawyers Sr.		Heather Scott	
Polling	1	0.13%	0	0.00%	1	0.13%	1	0.13%	3	0.40%
Absentee	0	0.00%	0	0.00%	0	0.00%	0	0.00%	0	0.00%
Early Vote	1	0.08%	0	0.00%	0	0.00%	0	0.00%	1	0.08%
Provisional	0	0.00%	0	0.00%	0	0.00%	0	0.00%	0	0.00%
Total	2	0.10%	0	0.00%	1	0.05%	1	0.05%	4	0.20%
06703										
Polling	0	0.00%	0	0.00%	0	0.00%	0	0.00%	1	0.20%
Absentee	0	0.00%	0	0.00%	0	0.00%	0	0.00%	0	0.00%
Early Vote	0	0.00%	1	0.11%	0	0.00%	0	0.00%	0	0.00%
Provisional	0	0.00%	0	0.00%	0	0.00%	0	0.00%	1	14.29%
Total	0	0.00%	1	0.07%	0	0.00%	0	0.00%	2	0.14%
06801										
Polling	1	0.17%	0	0.00%	0	0.00%	0	0.00%	0	0.00%
Absentee	0	0.00%	0	0.00%	0	0.00%	0	0.00%	0	0.00%
Early Vote	0	0.00%	0	0.00%	0	0.00%	0	0.00%	0	0.00%
Provisional	0	0.00%	0	0.00%	0	0.00%	0	0.00%	0	0.00%
Total	1	0.06%	0	0.00%	0	0.00%	0	0.00%	0	0.00%
06803										
Polling	0	0.00%	0	0.00%	0	0.00%	0	0.00%	1	0.16%
Absentee	0	0.00%	0	0.00%	0	0.00%	0	0.00%	0	0.00%
Early Vote	0	0.00%	0	0.00%	1	0.07%	0	0.00%	0	0.00%
Provisional	0	0.00%	0	0.00%	0	0.00%	0	0.00%	0	0.00%
Total	0	0.00%	0	0.00%	1	0.05%	0	0.00%	1	0.05%
06902										
Polling	0	0.00%	1	0.33%	0	0.00%	0	0.00%	0	0.00%
Absentee	0	0.00%	0	0.00%	0	0.00%	0	0.00%	0	0.00%
Early Vote	0	0.00%	0	0.00%	0	0.00%	0	0.00%	0	0.00%
Provisional	0	0.00%	0	0.00%	0	0.00%	0	0.00%	0	0.00%
Total	0	0.00%	1	0.17%	0	0.00%	0	0.00%	0	0.00%
07001										
Polling	1	0.22%	1	0.22%	0	0.00%	1	0.22%	1	0.22%
Absentee	0	0.00%	0	0.00%	0	0.00%	0	0.00%	0	0.00%
Early Vote	1	0.16%	2	0.31%	0	0.00%	0	0.00%	2	0.31%
Provisional	0	0.00%	0	0.00%	0	0.00%	0	0.00%	0	0.00%
Total	2	0.18%	3	0.27%	0	0.00%	1	0.09%	3	0.27%
07002										
Polling	6	1.35%	0	0.00%	0	0.00%	2	0.45%	1	0.23%
Absentee	0	0.00%	0	0.00%	0	0.00%	0	0.00%	0	0.00%
Early Vote	0	0.00%	3	0.58%	0	0.00%	0	0.00%	3	0.58%
Provisional	0	0.00%	0	0.00%	0	0.00%	0	0.00%	0	0.00%
Total	6	0.62%	3	0.31%	0	0.00%	2	0.21%	4	0.41%
07104										
Polling	0	0.00%	0	0.00%	1	0.14%	1	0.14%	1	0.14%
Absentee	0	0.00%	0	0.00%	0	0.00%	0	0.00%	0	0.00%
Early Vote	2	0.17%	1	0.08%	1	0.08%	0	0.00%	2	0.17%
Provisional	0	0.00%	0	0.00%	0	0.00%	0	0.00%	0	0.00%
Total	2	0.10%	1	0.05%	2	0.10%	1	0.05%	3	0.16%
07203										
Polling	3	0.49%	1	0.16%	0	0.00%	1	0.16%	3	0.49%
Absentee	0	0.00%	0	0.00%	0	0.00%	0	0.00%	0	0.00%
Early Vote	2	0.23%	0	0.00%	0	0.00%	1	0.11%	1	0.11%
Provisional	0	0.00%	0	0.00%	0	0.00%	0	0.00%	0	0.00%
Total	5	0.33%	1	0.07%	0	0.00%	2	0.13%	4	0.27%
07207										
Polling	0	0.00%	1	0.20%	0	0.00%	0	0.00%	2	0.40%
Absentee	0	0.00%	0	0.00%	0	0.00%	0	0.00%	0	0.00%
Early Vote	2	0.22%	3	0.32%	0	0.00%	2	0.22%	0	0.00%
Provisional	0	0.00%	0	0.00%	0	0.00%	0	0.00%	0	0.00%

RETRIEVED FROM DEMOCRACYDOCKET.COM

Statement of Votes Cast
Shelby County, TN
State and Federal General Election _Municipal Elections
November 6, 2018
SOVC For Jurisdiction Wide, All Counters, All Races
Official Combined Results

	GOVERNOR									
	Yvonne Neubert		Alfred Shawn Rapoza		Chad Riden		Robert Sawyers Sr.		Heather Scott	
Total	2	0.14%	4	0.28%	0	0.00%	2	0.14%	2	0.14%
07301										
Polling	2	0.74%	2	0.74%	0	0.00%	0	0.00%	0	0.00%
Absentee	0	0.00%	0	0.00%	0	0.00%	0	0.00%	0	0.00%
Early Vote	0	0.00%	0	0.00%	0	0.00%	0	0.00%	0	0.00%
Provisional	0	0.00%	0	0.00%	0	0.00%	0	0.00%	0	0.00%
Total	2	0.32%	2	0.32%	0	0.00%	0	0.00%	0	0.00%
07303										
Polling	0	0.00%	0	0.00%	0	0.00%	0	0.00%	0	0.00%
Absentee	0	0.00%	0	0.00%	0	0.00%	0	0.00%	0	0.00%
Early Vote	3	0.38%	0	0.00%	1	0.13%	1	0.13%	3	0.38%
Provisional	0	0.00%	0	0.00%	0	0.00%	0	0.00%	0	0.00%
Total	3	0.22%	0	0.00%	1	0.07%	1	0.07%	3	0.22%
07401										
Polling	3	0.47%	1	0.16%	0	0.00%	2	0.31%	0	0.00%
Absentee	0	0.00%	0	0.00%	0	0.00%	0	0.00%	0	0.00%
Early Vote	2	0.19%	0	0.00%	0	0.00%	0	0.00%	1	0.09%
Provisional	0	0.00%	0	0.00%	0	0.00%	0	0.00%	0	0.00%
Total	5	0.29%	1	0.06%	0	0.00%	2	0.12%	1	0.06%
07402										
Polling	2	0.35%	1	0.17%	0	0.00%	3	0.52%	0	0.00%
Absentee	0	0.00%	0	0.00%	0	0.00%	0	0.00%	0	0.00%
Early Vote	1	0.09%	1	0.09%	1	0.09%	2	0.17%	1	0.09%
Provisional	1	12.50%	0	0.00%	0	0.00%	0	0.00%	0	0.00%
Total	4	0.23%	2	0.11%	1	0.06%	5	0.29%	1	0.06%
07405										
Polling	3	0.61%	1	0.20%	0	0.00%	0	0.00%	1	0.20%
Absentee	0	0.00%	0	0.00%	0	0.00%	0	0.00%	0	0.00%
Early Vote	3	0.37%	1	0.12%	0	0.00%	1	0.12%	0	0.00%
Provisional	0	0.00%	0	0.00%	0	0.00%	0	0.00%	0	0.00%
Total	6	0.46%	2	0.15%	0	0.00%	1	0.08%	1	0.08%
07409										
Polling	2	0.43%	0	0.00%	0	0.00%	1	0.21%	0	0.00%
Absentee	0	0.00%	0	0.00%	0	0.00%	0	0.00%	0	0.00%
Early Vote	2	0.34%	0	0.00%	1	0.17%	1	0.17%	0	0.00%
Provisional	0	0.00%	0	0.00%	0	0.00%	0	0.00%	0	0.00%
Total	4	0.37%	0	0.00%	1	0.09%	2	0.19%	0	0.00%
07501										
Polling	1	0.31%	0	0.00%	0	0.00%	0	0.00%	1	0.31%
Absentee	0	0.00%	0	0.00%	0	0.00%	0	0.00%	0	0.00%
Early Vote	3	0.46%	1	0.15%	0	0.00%	1	0.15%	0	0.00%
Provisional	0	0.00%	0	0.00%	0	0.00%	0	0.00%	0	0.00%
Total	4	0.41%	1	0.10%	0	0.00%	1	0.10%	1	0.10%
07506										
Polling	3	0.40%	0	0.00%	0	0.00%	4	0.53%	2	0.27%
Absentee	0	0.00%	0	0.00%	0	0.00%	0	0.00%	0	0.00%
Early Vote	6	0.46%	1	0.08%	1	0.08%	0	0.00%	3	0.23%
Provisional	0	0.00%	0	0.00%	0	0.00%	0	0.00%	0	0.00%
Total	9	0.43%	1	0.05%	1	0.05%	4	0.19%	5	0.24%
07507										
Polling	3	0.48%	0	0.00%	1	0.16%	2	0.32%	0	0.00%
Absentee	0	0.00%	0	0.00%	0	0.00%	0	0.00%	0	0.00%
Early Vote	2	0.19%	2	0.19%	1	0.10%	2	0.19%	0	0.00%
Provisional	0	-	0	-	0	-	0	-	0	-
Total	5	0.30%	2	0.12%	2	0.12%	4	0.24%	0	0.00%
07511										
Polling	4	0.62%	2	0.31%	0	0.00%	0	0.00%	1	0.16%
Absentee	0	0.00%	0	0.00%	0	0.00%	0	0.00%	0	0.00%

RETRIEVED FROM DEMOCRACYDOCKET.COM

Statement of Votes Cast
Shelby County, TN
State and Federal General Election _Municipal Elections
November 6, 2018
SOVC For Jurisdiction Wide, All Counters, All Races
Official Combined Results

	GOVERNOR									
	Yvonne Neubert		Alfred Shawn Rapoza		Chad Riden		Robert Sawyers Sr.		Heather Scott	
Early Vote	3	0.22%	4	0.30%	0	0.00%	1	0.07%	1	0.07%
Provisional	0	0.00%	0	0.00%	0	0.00%	0	0.00%	0	0.00%
Total	7	0.35%	6	0.30%	0	0.00%	1	0.05%	2	0.10%
07604										
Polling	2	0.43%	0	0.00%	0	0.00%	1	0.22%	1	0.22%
Absentee	0	0.00%	0	0.00%	0	0.00%	0	0.00%	0	0.00%
Early Vote	1	0.11%	0	0.00%	0	0.00%	0	0.00%	1	0.11%
Provisional	0	0.00%	0	0.00%	0	0.00%	0	0.00%	0	0.00%
Total	3	0.22%	0	0.00%	0	0.00%	1	0.07%	2	0.15%
07605										
Polling	1	0.29%	0	0.00%	0	0.00%	3	0.87%	0	0.00%
Absentee	0	0.00%	0	0.00%	0	0.00%	0	0.00%	0	0.00%
Early Vote	0	0.00%	1	0.14%	0	0.00%	2	0.28%	0	0.00%
Provisional	0	0.00%	0	0.00%	0	0.00%	0	0.00%	0	0.00%
Total	1	0.09%	1	0.09%	0	0.00%	5	0.47%	0	0.00%
07606										
Polling	1	0.17%	1	0.17%	0	0.00%	1	0.17%	0	0.00%
Absentee	0	0.00%	0	0.00%	0	0.00%	0	0.00%	0	0.00%
Early Vote	0	0.00%	1	0.09%	0	0.00%	0	0.00%	1	0.09%
Provisional	0	0.00%	0	0.00%	0	0.00%	0	0.00%	0	0.00%
Total	1	0.06%	2	0.12%	0	0.00%	1	0.06%	1	0.06%
07701										
Polling	1	0.18%	1	0.18%	0	0.00%	0	0.00%	1	0.18%
Absentee	0	0.00%	0	0.00%	0	0.00%	0	0.00%	0	0.00%
Early Vote	3	0.22%	1	0.07%	1	0.07%	1	0.07%	2	0.15%
Provisional	0	0.00%	0	0.00%	0	0.00%	0	0.00%	0	0.00%
Total	4	0.20%	2	0.10%	1	0.05%	1	0.05%	3	0.15%
07703										
Polling	0	0.00%	1	0.24%	0	0.00%	3	0.72%	0	0.00%
Absentee	0	0.00%	0	0.00%	0	0.00%	0	0.00%	0	0.00%
Early Vote	0	0.00%	1	0.10%	1	0.10%	0	0.00%	3	0.31%
Provisional	0	0.00%	0	0.00%	0	0.00%	0	0.00%	0	0.00%
Total	0	0.00%	2	0.14%	1	0.07%	3	0.21%	3	0.21%
07803										
Polling	2	0.42%	0	0.00%	1	0.21%	0	0.00%	1	0.21%
Absentee	0	0.00%	0	0.00%	0	0.00%	0	0.00%	0	0.00%
Early Vote	4	0.38%	1	0.09%	1	0.09%	1	0.09%	0	0.00%
Provisional	0	0.00%	0	0.00%	0	0.00%	0	0.00%	0	0.00%
Total	6	0.39%	1	0.06%	2	0.13%	1	0.06%	1	0.06%
07901										
Polling	1	0.15%	1	0.15%	0	0.00%	0	0.00%	2	0.30%
Absentee	0	0.00%	0	0.00%	0	0.00%	0	0.00%	0	0.00%
Early Vote	1	0.08%	2	0.16%	0	0.00%	4	0.32%	2	0.16%
Provisional	0	0.00%	0	0.00%	0	0.00%	1	8.33%	1	8.33%
Total	2	0.10%	3	0.15%	0	0.00%	5	0.25%	5	0.25%
07902										
Polling	0	0.00%	0	0.00%	0	0.00%	0	0.00%	1	0.20%
Absentee	0	0.00%	0	0.00%	0	0.00%	0	0.00%	0	0.00%
Early Vote	2	0.18%	3	0.28%	0	0.00%	0	0.00%	1	0.09%
Provisional	0	0.00%	0	0.00%	0	0.00%	0	0.00%	0	0.00%
Total	2	0.12%	3	0.19%	0	0.00%	0	0.00%	2	0.12%
07903										
Polling	6	0.87%	1	0.15%	0	0.00%	0	0.00%	0	0.00%
Absentee	0	0.00%	0	0.00%	0	0.00%	0	0.00%	0	0.00%
Early Vote	2	0.18%	2	0.18%	1	0.09%	0	0.00%	1	0.09%
Provisional	0	0.00%	0	0.00%	0	0.00%	0	0.00%	0	0.00%
Total	8	0.45%	3	0.17%	1	0.06%	0	0.00%	1	0.06%
07907										

RETRIEVED FROM DEMOCRACYDOCKET.COM

Statement of Votes Cast
Shelby County, TN
State and Federal General Election _Municipal Elections
November 6, 2018
SOVC For Jurisdiction Wide, All Counters, All Races
Official Combined Results

	GOVERNOR									
	Yvonne Neubert		Alfred Shawn Rapoza		Chad Riden		Robert Sawyers Sr.		Heather Scott	
Polling	1	0.26%	0	0.00%	0	0.00%	0	0.00%	1	0.26%
Absentee	0	0.00%	0	0.00%	0	0.00%	0	0.00%	0	0.00%
Early Vote	0	0.00%	0	0.00%	0	0.00%	0	0.00%	1	0.13%
Provisional	0	0.00%	0	0.00%	0	0.00%	0	0.00%	0	0.00%
Total	1	0.09%	0	0.00%	0	0.00%	0	0.00%	2	0.17%
08002										
Polling	0	0.00%	0	0.00%	0	0.00%	0	0.00%	0	0.00%
Absentee	0	0.00%	0	0.00%	0	0.00%	0	0.00%	0	0.00%
Early Vote	1	0.06%	0	0.00%	0	0.00%	0	0.00%	0	0.00%
Provisional	0	0.00%	0	0.00%	0	0.00%	0	0.00%	0	0.00%
Total	1	0.04%	0	0.00%	0	0.00%	0	0.00%	0	0.00%
08101										
Polling	1	0.16%	0	0.00%	0	0.00%	1	0.16%	0	0.00%
Absentee	0	0.00%	0	0.00%	0	0.00%	0	0.00%	0	0.00%
Early Vote	0	0.00%	1	0.07%	0	0.00%	0	0.00%	0	0.00%
Provisional	0	0.00%	0	0.00%	0	0.00%	0	0.00%	0	0.00%
Total	1	0.05%	1	0.05%	0	0.00%	1	0.05%	0	0.00%
08103										
Polling	1	0.16%	1	0.16%	0	0.00%	0	0.00%	0	0.00%
Absentee	0	0.00%	0	0.00%	0	0.00%	0	0.00%	0	0.00%
Early Vote	1	0.07%	1	0.07%	0	0.00%	0	0.00%	1	0.07%
Provisional	0	0.00%	0	0.00%	0	0.00%	0	0.00%	0	0.00%
Total	2	0.09%	2	0.09%	0	0.00%	0	0.00%	1	0.05%
08105										
Polling	0	0.00%	0	0.00%	0	0.00%	1	0.18%	4	0.72%
Absentee	0	0.00%	0	0.00%	0	0.00%	0	0.00%	0	0.00%
Early Vote	4	0.42%	0	0.00%	0	0.00%	1	0.11%	0	0.00%
Provisional	0	0.00%	0	0.00%	0	0.00%	0	0.00%	0	0.00%
Total	4	0.26%	0	0.00%	0	0.00%	2	0.13%	4	0.26%
08107										
Polling	0	0.00%	0	0.00%	0	0.00%	0	0.00%	2	0.19%
Absentee	0	0.00%	0	0.00%	0	0.00%	0	0.00%	0	0.00%
Early Vote	2	0.13%	2	0.13%	0	0.00%	0	0.00%	2	0.13%
Provisional	0	0.00%	0	0.00%	0	0.00%	0	0.00%	0	0.00%
Total	2	0.08%	2	0.08%	0	0.00%	0	0.00%	4	0.15%
08202										
Polling	0	0.00%	0	0.00%	0	0.00%	0	0.00%	1	0.46%
Absentee	0	0.00%	0	0.00%	0	0.00%	0	0.00%	0	0.00%
Early Vote	1	0.33%	1	0.33%	0	0.00%	3	1.00%	0	0.00%
Provisional	0	0.00%	0	0.00%	0	0.00%	0	0.00%	0	0.00%
Total	1	0.19%	1	0.19%	0	0.00%	3	0.57%	1	0.19%
08300										
Polling	1	0.46%	0	0.00%	2	0.92%	1	0.46%	0	0.00%
Absentee	0	0.00%	0	0.00%	0	0.00%	0	0.00%	0	0.00%
Early Vote	1	0.37%	1	0.37%	0	0.00%	2	0.73%	2	0.73%
Provisional	0	-	0	-	0	-	0	-	0	-
Total	2	0.41%	1	0.20%	2	0.41%	3	0.61%	2	0.41%
08402										
Polling	1	0.54%	0	0.00%	0	0.00%	0	0.00%	0	0.00%
Absentee	0	0.00%	0	0.00%	0	0.00%	0	0.00%	0	0.00%
Early Vote	0	0.00%	0	0.00%	0	0.00%	0	0.00%	1	0.33%
Provisional	0	0.00%	0	0.00%	0	0.00%	0	0.00%	0	0.00%
Total	1	0.20%	0	0.00%	0	0.00%	0	0.00%	1	0.20%
08600										
Polling	0	0.00%	4	0.67%	0	0.00%	0	0.00%	1	0.17%
Absentee	0	0.00%	0	0.00%	0	0.00%	0	0.00%	0	0.00%
Early Vote	2	0.15%	0	0.00%	0	0.00%	0	0.00%	3	0.23%
Provisional	0	0.00%	0	0.00%	0	0.00%	0	0.00%	0	0.00%

RETRIEVED FROM DEMOCRACYDOCKET.COM

Statement of Votes Cast
Shelby County, TN
State and Federal General Election _Municipal Elections
November 6, 2018
SOVC For Jurisdiction Wide, All Counters, All Races
Official Combined Results

	GOVERNOR									
	Yvonne Neubert		Alfred Shawn Rapoza		Chad Riden		Robert Sawyers Sr.		Heather Scott	
Total	2	0.10%	4	0.21%	0	0.00%	0	0.00%	4	0.21%
08702										
Polling	2	0.42%	0	0.00%	0	0.00%	1	0.21%	1	0.21%
Absentee	0	0.00%	0	0.00%	0	0.00%	0	0.00%	0	0.00%
Early Vote	2	0.23%	0	0.00%	1	0.11%	1	0.11%	0	0.00%
Provisional	0	0.00%	0	0.00%	0	0.00%	0	0.00%	0	0.00%
Total	4	0.29%	0	0.00%	1	0.07%	2	0.15%	1	0.07%
08703										
Polling	2	0.24%	1	0.12%	0	0.00%	1	0.12%	1	0.12%
Absentee	0	0.00%	0	0.00%	0	0.00%	0	0.00%	0	0.00%
Early Vote	2	0.13%	0	0.00%	0	0.00%	0	0.00%	2	0.13%
Provisional	0	0.00%	0	0.00%	0	0.00%	0	0.00%	0	0.00%
Total	4	0.17%	1	0.04%	0	0.00%	1	0.04%	3	0.13%
08704										
Polling	2	0.40%	0	0.00%	0	0.00%	0	0.00%	3	0.61%
Absentee	0	0.00%	0	0.00%	0	0.00%	0	0.00%	0	0.00%
Early Vote	2	0.19%	0	0.00%	1	0.09%	1	0.09%	1	0.09%
Provisional	0	0.00%	0	0.00%	0	0.00%	0	0.00%	0	0.00%
Total	4	0.25%	0	0.00%	1	0.06%	1	0.06%	4	0.25%
08802										
Polling	0	0.00%	1	0.26%	0	0.00%	0	0.00%	0	0.00%
Absentee	0	0.00%	0	0.00%	0	0.00%	1	7.69%	0	0.00%
Early Vote	0	0.00%	1	0.18%	0	0.00%	0	0.00%	1	0.18%
Provisional	0	0.00%	0	0.00%	0	0.00%	0	0.00%	0	0.00%
Total	0	0.00%	2	0.21%	0	0.00%	1	0.11%	1	0.11%
08803										
Polling	3	0.43%	1	0.14%	1	0.14%	0	0.00%	0	0.00%
Absentee	0	0.00%	0	0.00%	0	0.00%	0	0.00%	0	0.00%
Early Vote	1	0.12%	0	0.00%	0	0.00%	1	0.12%	1	0.12%
Provisional	0	0.00%	0	0.00%	0	0.00%	0	0.00%	0	0.00%
Total	4	0.26%	1	0.06%	1	0.06%	1	0.06%	1	0.06%
08804										
Polling	0	0.00%	2	0.57%	0	0.00%	2	0.57%	0	0.00%
Absentee	0	0.00%	0	0.00%	0	0.00%	0	0.00%	0	0.00%
Early Vote	1	0.23%	2	0.45%	0	0.00%	0	0.00%	1	0.23%
Provisional	0	0.00%	0	0.00%	0	0.00%	0	0.00%	0	0.00%
Total	1	0.13%	4	0.50%	0	0.00%	2	0.25%	1	0.13%
08901										
Polling	0	0.00%	3	0.68%	0	0.00%	1	0.23%	0	0.00%
Absentee	0	0.00%	0	0.00%	0	0.00%	0	0.00%	0	0.00%
Early Vote	0	0.00%	1	0.18%	0	0.00%	0	0.00%	2	0.37%
Provisional	0	0.00%	0	0.00%	0	0.00%	0	0.00%	0	0.00%
Total	0	0.00%	4	0.39%	0	0.00%	1	0.10%	2	0.20%
08902										
Polling	1	0.13%	1	0.13%	0	0.00%	0	0.00%	3	0.40%
Absentee	0	0.00%	0	0.00%	0	0.00%	0	0.00%	0	0.00%
Early Vote	1	0.16%	0	0.00%	0	0.00%	0	0.00%	1	0.16%
Provisional	0	0.00%	0	0.00%	0	0.00%	0	0.00%	1	6.25%
Total	2	0.14%	1	0.07%	0	0.00%	0	0.00%	5	0.35%
09002										
Polling	2	0.31%	2	0.31%	1	0.15%	1	0.15%	1	0.15%
Absentee	0	0.00%	0	0.00%	0	0.00%	0	0.00%	0	0.00%
Early Vote	3	0.34%	0	0.00%	0	0.00%	5	0.57%	3	0.34%
Provisional	0	0.00%	0	0.00%	0	0.00%	0	0.00%	0	0.00%
Total	5	0.32%	2	0.13%	1	0.06%	6	0.39%	4	0.26%
09003										
Polling	3	0.55%	1	0.18%	0	0.00%	2	0.37%	2	0.37%
Absentee	0	0.00%	0	0.00%	0	0.00%	0	0.00%	0	0.00%

RETRIEVED FROM DEMOCRACYDOCKET.COM

Statement of Votes Cast
Shelby County, TN
State and Federal General Election _Municipal Elections
November 6, 2018
SOVC For Jurisdiction Wide, All Counters, All Races
Official Combined Results

	GOVERNOR									
	Yvonne Neubert		Alfred Shawn Rapoza		Chad Riden		Robert Sawyers Sr.		Heather Scott	
Early Vote	1	0.11%	3	0.34%	0	0.00%	1	0.11%	2	0.23%
Provisional	0	0.00%	0	0.00%	0	0.00%	0	0.00%	0	0.00%
Total	4	0.28%	4	0.28%	0	0.00%	3	0.21%	4	0.28%
09101										
Polling	0	0.00%	0	0.00%	1	0.12%	2	0.25%	2	0.25%
Absentee	0	0.00%	0	0.00%	0	0.00%	0	0.00%	0	0.00%
Early Vote	0	0.00%	1	0.06%	1	0.06%	0	0.00%	0	0.00%
Provisional	0	0.00%	0	0.00%	0	0.00%	0	0.00%	0	0.00%
Total	0	0.00%	1	0.04%	2	0.08%	2	0.08%	2	0.08%
09102										
Polling	2	0.27%	0	0.00%	0	0.00%	0	0.00%	0	0.00%
Absentee	0	0.00%	0	0.00%	0	0.00%	0	0.00%	0	0.00%
Early Vote	0	0.00%	1	0.06%	0	0.00%	0	0.00%	1	0.06%
Provisional	0	0.00%	0	0.00%	0	0.00%	0	0.00%	0	0.00%
Total	2	0.08%	1	0.04%	0	0.00%	0	0.00%	1	0.04%
09104										
Polling	0	0.00%	0	0.00%	0	0.00%	0	0.00%	1	0.12%
Absentee	0	0.00%	0	0.00%	0	0.00%	0	0.00%	0	0.00%
Early Vote	1	0.06%	0	0.00%	0	0.00%	1	0.06%	4	0.25%
Provisional	0	0.00%	0	0.00%	0	0.00%	0	0.00%	0	0.00%
Total	1	0.04%	0	0.00%	0	0.00%	1	0.04%	5	0.20%
09201										
Polling	0	0.00%	0	0.00%	1	0.37%	0	0.00%	1	0.37%
Absentee	0	0.00%	0	0.00%	0	0.00%	0	0.00%	0	0.00%
Early Vote	0	0.00%	0	0.00%	0	0.00%	0	0.00%	1	0.28%
Provisional	0	0.00%	0	0.00%	0	0.00%	0	0.00%	0	0.00%
Total	0	0.00%	0	0.00%	1	0.16%	0	0.00%	2	0.32%
09301										
Polling	1	0.18%	0	0.00%	1	0.18%	1	0.18%	1	0.18%
Absentee	0	0.00%	0	0.00%	0	0.00%	0	0.00%	0	0.00%
Early Vote	0	0.00%	2	0.31%	2	0.31%	1	0.15%	1	0.15%
Provisional	0	0.00%	0	0.00%	0	0.00%	0	0.00%	0	0.00%
Total	1	0.08%	2	0.16%	3	0.25%	2	0.16%	2	0.16%
09303										
Polling	0	0.00%	0	0.00%	0	0.00%	3	0.84%	0	0.00%
Absentee	0	0.00%	0	0.00%	0	0.00%	0	0.00%	0	0.00%
Early Vote	1	0.19%	0	0.00%	0	0.00%	2	0.38%	1	0.19%
Provisional	0	0.00%	0	0.00%	0	0.00%	0	0.00%	0	0.00%
Total	1	0.10%	0	0.00%	0	0.00%	5	0.50%	1	0.10%
09403										
Polling	2	0.27%	1	0.14%	1	0.14%	1	0.14%	2	0.27%
Absentee	0	0.00%	0	0.00%	0	0.00%	0	0.00%	0	0.00%
Early Vote	5	0.42%	1	0.08%	0	0.00%	3	0.25%	1	0.08%
Provisional	0	0.00%	0	0.00%	0	0.00%	0	0.00%	0	0.00%
Total	7	0.36%	2	0.10%	1	0.05%	4	0.21%	3	0.15%
09406										
Polling	4	0.79%	2	0.40%	0	0.00%	0	0.00%	0	0.00%
Absentee	0	0.00%	0	0.00%	0	0.00%	0	0.00%	0	0.00%
Early Vote	3	0.55%	1	0.18%	0	0.00%	0	0.00%	1	0.18%
Provisional	0	0.00%	0	0.00%	0	0.00%	0	0.00%	0	0.00%
Total	7	0.66%	3	0.28%	0	0.00%	0	0.00%	1	0.09%
09407										
Polling	4	0.41%	1	0.10%	0	0.00%	0	0.00%	1	0.10%
Absentee	0	0.00%	0	0.00%	0	0.00%	0	0.00%	0	0.00%
Early Vote	2	0.17%	3	0.26%	0	0.00%	1	0.09%	1	0.09%
Provisional	0	-	0	-	0	-	0	-	0	-
Total	6	0.28%	4	0.19%	0	0.00%	1	0.05%	2	0.09%
09408										

RETRIEVED FROM DEMOCRACYDOCKET.COM

Statement of Votes Cast
Shelby County, TN
State and Federal General Election _Municipal Elections
November 6, 2018
SOVC For Jurisdiction Wide, All Counters, All Races
Official Combined Results

	GOVERNOR									
	Yvonne Neubert		Alfred Shawn Rapoza		Chad Riden		Robert Sawyers Sr.		Heather Scott	
Polling	0	0.00%	1	0.16%	0	0.00%	0	0.00%	1	0.16%
Absentee	0	0.00%	0	0.00%	0	0.00%	0	0.00%	0	0.00%
Early Vote	2	0.19%	0	0.00%	1	0.09%	0	0.00%	0	0.00%
Provisional	0	0.00%	0	0.00%	0	0.00%	0	0.00%	0	0.00%
Total	2	0.12%	1	0.06%	1	0.06%	0	0.00%	1	0.06%
09501										
Polling	2	0.23%	2	0.23%	0	0.00%	0	0.00%	3	0.34%
Absentee	0	0.00%	0	0.00%	0	0.00%	0	0.00%	0	0.00%
Early Vote	1	0.09%	1	0.09%	0	0.00%	0	0.00%	4	0.34%
Provisional	0	0.00%	0	0.00%	0	0.00%	0	0.00%	0	0.00%
Total	3	0.15%	3	0.15%	0	0.00%	0	0.00%	7	0.34%
09505										
Polling	2	0.30%	1	0.15%	0	0.00%	1	0.15%	1	0.15%
Absentee	0	0.00%	0	0.00%	0	0.00%	0	0.00%	0	0.00%
Early Vote	1	0.09%	0	0.00%	0	0.00%	0	0.00%	0	0.00%
Provisional	0	0.00%	0	0.00%	0	0.00%	0	0.00%	0	0.00%
Total	3	0.16%	1	0.05%	0	0.00%	1	0.05%	1	0.05%
09506										
Polling	0	0.00%	0	0.00%	0	0.00%	0	0.00%	0	0.00%
Absentee	0	0.00%	0	0.00%	0	0.00%	0	0.00%	0	0.00%
Early Vote	1	0.09%	1	0.09%	0	0.00%	0	0.00%	1	0.09%
Provisional	0	0.00%	0	0.00%	0	0.00%	0	0.00%	0	0.00%
Total	1	0.06%	1	0.06%	0	0.00%	0	0.00%	1	0.06%
09507										
Polling	0	0.00%	0	0.00%	0	0.00%	0	0.00%	1	0.20%
Absentee	0	0.00%	0	0.00%	0	0.00%	0	0.00%	0	0.00%
Early Vote	0	0.00%	0	0.00%	0	0.00%	1	0.11%	2	0.22%
Provisional	0	0.00%	0	0.00%	0	0.00%	0	0.00%	0	0.00%
Total	0	0.00%	0	0.00%	0	0.00%	1	0.07%	3	0.21%
09508										
Polling	0	0.00%	0	0.00%	0	0.00%	1	0.14%	0	0.00%
Absentee	0	0.00%	0	0.00%	0	0.00%	0	0.00%	0	0.00%
Early Vote	1	0.06%	0	0.00%	0	0.00%	0	0.00%	2	0.11%
Provisional	0	0.00%	0	0.00%	0	0.00%	0	0.00%	0	0.00%
Total	1	0.04%	0	0.00%	0	0.00%	1	0.04%	2	0.08%
09601										
Polling	0	0.00%	0	0.00%	0	0.00%	0	0.00%	0	0.00%
Absentee	0	0.00%	0	0.00%	0	0.00%	0	0.00%	0	0.00%
Early Vote	0	0.00%	0	0.00%	0	0.00%	0	0.00%	1	0.09%
Provisional	0	0.00%	0	0.00%	0	0.00%	0	0.00%	0	0.00%
Total	0	0.00%	0	0.00%	0	0.00%	0	0.00%	1	0.06%
09602										
Polling	0	0.00%	0	0.00%	0	0.00%	1	0.12%	3	0.37%
Absentee	0	0.00%	0	0.00%	0	0.00%	0	0.00%	0	0.00%
Early Vote	0	0.00%	1	0.07%	0	0.00%	0	0.00%	1	0.07%
Provisional	0	0.00%	0	0.00%	0	0.00%	0	0.00%	0	0.00%
Total	0	0.00%	1	0.04%	0	0.00%	1	0.04%	4	0.18%
ARL01										
Polling	1	0.09%	0	0.00%	1	0.09%	0	0.00%	2	0.17%
Absentee	0	0.00%	0	0.00%	0	0.00%	0	0.00%	0	0.00%
Early Vote	0	0.00%	0	0.00%	0	0.00%	1	0.04%	3	0.13%
Provisional	0	0.00%	0	0.00%	0	0.00%	0	0.00%	0	0.00%
Total	1	0.03%	0	0.00%	1	0.03%	1	0.03%	5	0.14%
ARL02										
Polling	1	0.19%	0	0.00%	0	0.00%	1	0.19%	0	0.00%
Absentee	0	0.00%	0	0.00%	0	0.00%	0	0.00%	0	0.00%
Early Vote	1	0.10%	0	0.00%	0	0.00%	0	0.00%	0	0.00%
Provisional	0	0.00%	0	0.00%	0	0.00%	0	0.00%	0	0.00%

RETRIEVED FROM DEMOCRACYDOCKET.COM

Statement of Votes Cast
Shelby County, TN
State and Federal General Election _Municipal Elections
November 6, 2018
SOVC For Jurisdiction Wide, All Counters, All Races
Official Combined Results

	GOVERNOR									
	Yvonne Neubert		Alfred Shawn Rapoza		Chad Riden		Robert Sawyers Sr.		Heather Scott	
Total	2	0.12%	0	0.00%	0	0.00%	1	0.06%	0	0.00%
BAR03										
Polling	0	0.00%	0	0.00%	2	0.33%	0	0.00%	2	0.33%
Absentee	0	0.00%	0	0.00%	0	0.00%	0	0.00%	0	0.00%
Early Vote	0	0.00%	0	0.00%	0	0.00%	1	0.07%	3	0.22%
Provisional	0	0.00%	0	0.00%	0	0.00%	0	0.00%	0	0.00%
Total	0	0.00%	0	0.00%	2	0.10%	1	0.05%	5	0.25%
BAR04										
Polling	2	0.28%	0	0.00%	1	0.14%	1	0.14%	1	0.14%
Absentee	0	0.00%	0	0.00%	0	0.00%	0	0.00%	0	0.00%
Early Vote	0	0.00%	0	0.00%	1	0.05%	1	0.05%	1	0.05%
Provisional	0	0.00%	0	0.00%	0	0.00%	0	0.00%	0	0.00%
Total	2	0.07%	0	0.00%	2	0.07%	2	0.07%	2	0.07%
BAR05										
Polling	0	0.00%	0	0.00%	1	0.10%	0	0.00%	1	0.10%
Absentee	1	2.63%	0	0.00%	0	0.00%	0	0.00%	0	0.00%
Early Vote	0	0.00%	0	0.00%	0	0.00%	0	0.00%	0	0.00%
Provisional	0	0.00%	0	0.00%	0	0.00%	0	0.00%	0	0.00%
Total	1	0.04%	0	0.00%	1	0.04%	0	0.00%	1	0.04%
BAR06										
Polling	0	0.00%	0	0.00%	0	0.00%	0	0.00%	0	0.00%
Absentee	0	0.00%	0	0.00%	0	0.00%	0	0.00%	0	0.00%
Early Vote	2	0.17%	1	0.09%	0	0.00%	0	0.00%	1	0.09%
Provisional	0	0.00%	0	0.00%	0	0.00%	0	0.00%	0	0.00%
Total	2	0.10%	1	0.05%	0	0.00%	0	0.00%	1	0.05%
BAR08										
Polling	1	0.11%	0	0.00%	0	0.00%	0	0.00%	4	0.45%
Absentee	0	0.00%	0	0.00%	0	0.00%	0	0.00%	0	0.00%
Early Vote	0	0.00%	0	0.00%	1	0.04%	0	0.00%	2	0.09%
Provisional	0	0.00%	0	0.00%	0	0.00%	0	0.00%	0	0.00%
Total	1	0.03%	0	0.00%	1	0.03%	0	0.00%	6	0.19%
BAR09										
Polling	0	0.00%	1	0.12%	0	0.00%	0	0.00%	2	0.25%
Absentee	0	0.00%	0	0.00%	0	0.00%	0	0.00%	0	0.00%
Early Vote	0	0.00%	1	0.06%	1	0.06%	0	0.00%	2	0.12%
Provisional	0	0.00%	0	0.00%	0	0.00%	0	0.00%	0	0.00%
Total	0	0.00%	2	0.08%	1	0.04%	0	0.00%	4	0.16%
BAR11										
Polling	0	0.00%	1	0.16%	0	0.00%	0	0.00%	0	0.00%
Absentee	0	0.00%	0	0.00%	0	0.00%	0	0.00%	0	0.00%
Early Vote	0	0.00%	0	0.00%	0	0.00%	0	0.00%	0	0.00%
Provisional	0	0.00%	0	0.00%	0	0.00%	0	0.00%	0	0.00%
Total	0	0.00%	1	0.06%	0	0.00%	0	0.00%	0	0.00%
BAR13										
Polling	0	0.00%	1	0.10%	1	0.10%	0	0.00%	1	0.10%
Absentee	0	0.00%	0	0.00%	0	0.00%	0	0.00%	0	0.00%
Early Vote	5	0.25%	0	0.00%	2	0.10%	0	0.00%	1	0.05%
Provisional	0	0.00%	0	0.00%	0	0.00%	0	0.00%	0	0.00%
Total	5	0.17%	1	0.03%	3	0.10%	0	0.00%	2	0.07%
BRU01										
Polling	1	0.21%	0	0.00%	0	0.00%	0	0.00%	1	0.21%
Absentee	0	0.00%	0	0.00%	0	0.00%	0	0.00%	0	0.00%
Early Vote	0	0.00%	0	0.00%	0	0.00%	1	0.09%	2	0.17%
Provisional	0	0.00%	0	0.00%	0	0.00%	0	0.00%	0	0.00%
Total	1	0.06%	0	0.00%	0	0.00%	1	0.06%	3	0.18%
BRU02										
Polling	2	0.21%	0	0.00%	0	0.00%	0	0.00%	2	0.21%
Absentee	0	0.00%	0	0.00%	0	0.00%	0	0.00%	0	0.00%

RETRIEVED FROM DEMOCRACYDOCKET.COM

Statement of Votes Cast
Shelby County, TN
State and Federal General Election _Municipal Elections
November 6, 2018
SOVC For Jurisdiction Wide, All Counters, All Races
Official Combined Results

	GOVERNOR									
	Yvonne Neubert		Alfred Shawn Rapoza		Chad Riden		Robert Sawyers Sr.		Heather Scott	
Early Vote	2	0.11%	0	0.00%	0	0.00%	0	0.00%	0	0.00%
Provisional	0	0.00%	0	0.00%	0	0.00%	0	0.00%	0	0.00%
Total	4	0.14%	0	0.00%	0	0.00%	0	0.00%	2	0.07%
COL01										
Polling	0	0.00%	0	0.00%	0	0.00%	0	0.00%	0	0.00%
Absentee	0	0.00%	0	0.00%	0	0.00%	0	0.00%	0	0.00%
Early Vote	0	0.00%	0	0.00%	0	0.00%	0	0.00%	0	0.00%
Provisional	0	0.00%	0	0.00%	0	0.00%	0	0.00%	0	0.00%
Total	0	0.00%	0	0.00%	0	0.00%	0	0.00%	0	0.00%
COL02										
Polling	2	0.24%	0	0.00%	1	0.12%	0	0.00%	1	0.12%
Absentee	0	0.00%	0	0.00%	0	0.00%	0	0.00%	0	0.00%
Early Vote	1	0.06%	0	0.00%	0	0.00%	2	0.11%	1	0.06%
Provisional	0	0.00%	0	0.00%	0	0.00%	0	0.00%	0	0.00%
Total	3	0.11%	0	0.00%	1	0.04%	2	0.07%	2	0.07%
COL03										
Polling	1	0.17%	1	0.17%	3	0.50%	0	0.00%	1	0.17%
Absentee	0	0.00%	0	0.00%	0	0.00%	0	0.00%	0	0.00%
Early Vote	0	0.00%	1	0.06%	0	0.00%	1	0.06%	1	0.06%
Provisional	0	0.00%	0	0.00%	0	0.00%	0	0.00%	0	0.00%
Total	1	0.04%	2	0.09%	3	0.13%	1	0.04%	2	0.09%
COL04										
Polling	0	0.00%	0	0.00%	0	0.00%	0	0.00%	2	0.29%
Absentee	0	0.00%	0	0.00%	0	0.00%	0	0.00%	0	0.00%
Early Vote	1	0.05%	0	0.00%	0	0.00%	0	0.00%	1	0.05%
Provisional	0	0.00%	0	0.00%	0	0.00%	0	0.00%	0	0.00%
Total	1	0.04%	0	0.00%	0	0.00%	0	0.00%	3	0.11%
COL05										
Polling	1	0.19%	0	0.00%	1	0.19%	0	0.00%	1	0.19%
Absentee	0	0.00%	0	0.00%	0	0.00%	0	0.00%	0	0.00%
Early Vote	0	0.00%	0	0.00%	0	0.00%	0	0.00%	0	0.00%
Provisional	0	0.00%	0	0.00%	0	0.00%	0	0.00%	0	0.00%
Total	1	0.07%	0	0.00%	1	0.07%	0	0.00%	1	0.07%
COL06										
Polling	1	0.19%	0	0.00%	0	0.00%	0	0.00%	2	0.39%
Absentee	0	0.00%	0	0.00%	0	0.00%	0	0.00%	0	0.00%
Early Vote	0	0.00%	0	0.00%	0	0.00%	0	0.00%	0	0.00%
Provisional	0	0.00%	0	0.00%	0	0.00%	0	0.00%	0	0.00%
Total	1	0.05%	0	0.00%	0	0.00%	0	0.00%	2	0.09%
COL07										
Polling	1	0.12%	0	0.00%	0	0.00%	0	0.00%	0	0.00%
Absentee	0	0.00%	0	0.00%	0	0.00%	0	0.00%	0	0.00%
Early Vote	2	0.13%	0	0.00%	0	0.00%	1	0.07%	1	0.07%
Provisional	0	0.00%	0	0.00%	0	0.00%	0	0.00%	0	0.00%
Total	3	0.13%	0	0.00%	0	0.00%	1	0.04%	1	0.04%
COL08										
Polling	0	0.00%	0	0.00%	0	0.00%	0	0.00%	0	0.00%
Absentee	0	0.00%	0	0.00%	0	0.00%	0	0.00%	0	0.00%
Early Vote	0	0.00%	0	0.00%	0	0.00%	0	0.00%	0	0.00%
Provisional	0	0.00%	0	0.00%	0	0.00%	0	0.00%	0	0.00%
Total	0	0.00%	0	0.00%	0	0.00%	0	0.00%	0	0.00%
COL09										
Polling	0	0.00%	0	0.00%	1	0.17%	0	0.00%	0	0.00%
Absentee	0	0.00%	0	0.00%	0	0.00%	0	0.00%	0	0.00%
Early Vote	0	0.00%	0	0.00%	2	0.11%	0	0.00%	2	0.11%
Provisional	0	0.00%	0	0.00%	0	0.00%	0	0.00%	0	0.00%
Total	0	0.00%	0	0.00%	3	0.12%	0	0.00%	2	0.08%
COR03										

RETRIEVED FROM DEMOCRACYDOCKET.COM

Statement of Votes Cast
Shelby County, TN
State and Federal General Election _Municipal Elections
November 6, 2018
SOVC For Jurisdiction Wide, All Counters, All Races
Official Combined Results

	GOVERNOR									
	Yvonne Neubert		Alfred Shawn Rapoza		Chad Riden		Robert Sawyers Sr.		Heather Scott	
Polling	0	0.00%	0	0.00%	0	0.00%	0	0.00%	0	0.00%
Absentee	0	0.00%	0	0.00%	0	0.00%	0	0.00%	0	0.00%
Early Vote	3	0.14%	0	0.00%	0	0.00%	3	0.14%	1	0.05%
Provisional	0	0.00%	0	0.00%	1	11.11%	0	0.00%	0	0.00%
Total	3	0.10%	0	0.00%	1	0.03%	3	0.10%	1	0.03%
COR04										
Polling	0	0.00%	0	0.00%	0	0.00%	0	0.00%	1	0.36%
Absentee	0	0.00%	0	0.00%	0	0.00%	0	0.00%	0	0.00%
Early Vote	0	0.00%	0	0.00%	0	0.00%	0	0.00%	1	0.12%
Provisional	0	0.00%	0	0.00%	0	0.00%	0	0.00%	0	0.00%
Total	0	0.00%	0	0.00%	0	0.00%	0	0.00%	2	0.18%
COR05										
Polling	0	0.00%	1	0.12%	0	0.00%	1	0.12%	1	0.12%
Absentee	0	0.00%	0	0.00%	0	0.00%	0	0.00%	0	0.00%
Early Vote	1	0.10%	0	0.00%	0	0.00%	1	0.10%	0	0.00%
Provisional	0	0.00%	0	0.00%	0	0.00%	0	0.00%	1	9.09%
Total	1	0.05%	1	0.05%	0	0.00%	2	0.11%	2	0.11%
EAD00										
Polling	0	0.00%	0	0.00%	1	0.20%	0	0.00%	1	0.20%
Absentee	0	0.00%	0	0.00%	0	0.00%	0	0.00%	0	0.00%
Early Vote	0	0.00%	0	0.00%	0	0.00%	0	0.00%	0	0.00%
Provisional	0	0.00%	0	0.00%	0	0.00%	0	0.00%	0	0.00%
Total	0	0.00%	0	0.00%	1	0.08%	0	0.00%	1	0.08%
FOR01										
Polling	0	0.00%	0	0.00%	0	0.00%	0	0.00%	1	0.20%
Absentee	0	0.00%	0	0.00%	0	0.00%	0	0.00%	0	0.00%
Early Vote	1	0.09%	0	0.00%	0	0.00%	0	0.00%	2	0.19%
Provisional	0	0.00%	0	0.00%	0	0.00%	0	0.00%	0	0.00%
Total	1	0.06%	0	0.00%	0	0.00%	0	0.00%	3	0.19%
FOR02										
Polling	1	0.45%	0	0.00%	0	0.00%	1	0.45%	0	0.00%
Absentee	0	0.00%	0	0.00%	0	0.00%	0	0.00%	0	0.00%
Early Vote	4	0.68%	0	0.00%	0	0.00%	0	0.00%	1	0.17%
Provisional	0	0.00%	0	0.00%	0	0.00%	0	0.00%	0	0.00%
Total	5	0.59%	0	0.00%	0	0.00%	1	0.12%	1	0.12%
FOR03										
Polling	3	0.37%	1	0.12%	0	0.00%	1	0.12%	0	0.00%
Absentee	0	0.00%	0	0.00%	0	0.00%	0	0.00%	0	0.00%
Early Vote	2	0.14%	0	0.00%	0	0.00%	1	0.07%	0	0.00%
Provisional	0	0.00%	0	0.00%	0	0.00%	0	0.00%	0	0.00%
Total	5	0.22%	1	0.04%	0	0.00%	2	0.09%	0	0.00%
GER02										
Polling	0	0.00%	2	0.26%	1	0.13%	0	0.00%	2	0.26%
Absentee	0	0.00%	0	0.00%	0	0.00%	0	0.00%	0	0.00%
Early Vote	1	0.05%	0	0.00%	1	0.05%	0	0.00%	2	0.10%
Provisional	0	0.00%	0	0.00%	0	0.00%	0	0.00%	0	0.00%
Total	1	0.03%	2	0.07%	2	0.07%	0	0.00%	4	0.14%
GER03										
Polling	0	0.00%	0	0.00%	0	0.00%	0	0.00%	0	0.00%
Absentee	0	0.00%	0	0.00%	0	0.00%	0	0.00%	0	0.00%
Early Vote	0	0.00%	0	0.00%	0	0.00%	0	0.00%	0	0.00%
Provisional	0	0.00%	0	0.00%	0	0.00%	0	0.00%	0	0.00%
Total	0	0.00%	0	0.00%	0	0.00%	0	0.00%	0	0.00%
GER04										
Polling	0	0.00%	0	0.00%	0	0.00%	0	0.00%	0	0.00%
Absentee	0	0.00%	0	0.00%	0	0.00%	0	0.00%	0	0.00%
Early Vote	0	0.00%	1	0.04%	0	0.00%	0	0.00%	0	0.00%
Provisional	0	0.00%	0	0.00%	0	0.00%	0	0.00%	0	0.00%

RETRIEVED FROM DEMOCRACYDOCKET.COM

Statement of Votes Cast
Shelby County, TN
State and Federal General Election _Municipal Elections
November 6, 2018
SOVC For Jurisdiction Wide, All Counters, All Races
Official Combined Results

	GOVERNOR									
	Yvonne Neubert		Alfred Shawn Rapoza		Chad Riden		Robert Sawyers Sr.		Heather Scott	
Total	0	0.00%	1	0.03%	0	0.00%	0	0.00%	0	0.00%
GER05										
Polling	0	0.00%	0	0.00%	2	0.20%	0	0.00%	1	0.10%
Absentee	0	0.00%	0	0.00%	0	0.00%	0	0.00%	0	0.00%
Early Vote	0	0.00%	0	0.00%	0	0.00%	0	0.00%	0	0.00%
Provisional	0	0.00%	0	0.00%	0	0.00%	0	0.00%	0	0.00%
Total	0	0.00%	0	0.00%	2	0.06%	0	0.00%	1	0.03%
GER06										
Polling	0	0.00%	0	0.00%	0	0.00%	0	0.00%	0	0.00%
Absentee	0	0.00%	0	0.00%	0	0.00%	0	0.00%	0	0.00%
Early Vote	0	0.00%	0	0.00%	0	0.00%	1	0.08%	1	0.08%
Provisional	0	0.00%	0	0.00%	0	0.00%	0	0.00%	0	0.00%
Total	0	0.00%	0	0.00%	0	0.00%	1	0.05%	1	0.05%
GER08										
Polling	0	0.00%	0	0.00%	0	0.00%	0	0.00%	0	0.00%
Absentee	0	0.00%	0	0.00%	0	0.00%	0	0.00%	0	0.00%
Early Vote	0	0.00%	0	0.00%	1	0.09%	1	0.09%	2	0.18%
Provisional	0	0.00%	0	0.00%	0	0.00%	0	0.00%	0	0.00%
Total	0	0.00%	0	0.00%	1	0.06%	1	0.06%	2	0.12%
GER10										
Polling	0	0.00%	0	0.00%	0	0.00%	0	0.00%	1	0.17%
Absentee	0	0.00%	0	0.00%	0	0.00%	0	0.00%	0	0.00%
Early Vote	0	0.00%	0	0.00%	0	0.00%	0	0.00%	0	0.00%
Provisional	0	0.00%	0	0.00%	0	0.00%	0	0.00%	0	0.00%
Total	0	0.00%	0	0.00%	0	0.00%	0	0.00%	1	0.04%
GER11										
Polling	0	0.00%	2	0.28%	0	0.00%	0	0.00%	1	0.14%
Absentee	0	0.00%	0	0.00%	0	0.00%	0	0.00%	1	1.75%
Early Vote	1	0.05%	0	0.00%	0	0.00%	0	0.00%	2	0.09%
Provisional	0	0.00%	0	0.00%	0	0.00%	0	0.00%	0	0.00%
Total	1	0.03%	2	0.07%	0	0.00%	0	0.00%	4	0.14%
GER12										
Polling	0	0.00%	0	0.00%	0	0.00%	0	0.00%	1	0.40%
Absentee	0	0.00%	0	0.00%	0	0.00%	0	0.00%	0	0.00%
Early Vote	0	0.00%	0	0.00%	0	0.00%	0	0.00%	0	0.00%
Provisional	0	0.00%	0	0.00%	0	0.00%	0	0.00%	0	0.00%
Total	0	0.00%	0	0.00%	0	0.00%	0	0.00%	1	0.10%
LAK01										
Polling	1	0.12%	0	0.00%	0	0.00%	0	0.00%	2	0.23%
Absentee	0	0.00%	0	0.00%	0	0.00%	0	0.00%	0	0.00%
Early Vote	0	0.00%	2	0.06%	1	0.03%	1	0.03%	3	0.10%
Provisional	0	0.00%	0	0.00%	0	0.00%	0	0.00%	0	0.00%
Total	1	0.02%	2	0.05%	1	0.02%	1	0.02%	5	0.12%
LAK02										
Polling	0	0.00%	0	0.00%	1	0.18%	0	0.00%	0	0.00%
Absentee	0	0.00%	0	0.00%	0	0.00%	0	0.00%	0	0.00%
Early Vote	0	0.00%	1	0.12%	0	0.00%	0	0.00%	0	0.00%
Provisional	0	0.00%	0	0.00%	0	0.00%	0	0.00%	0	0.00%
Total	0	0.00%	1	0.07%	1	0.07%	0	0.00%	0	0.00%
LUC01										
Polling	0	0.00%	0	0.00%	0	0.00%	0	0.00%	0	0.00%
Absentee	0	0.00%	0	0.00%	0	0.00%	0	0.00%	0	0.00%
Early Vote	0	0.00%	1	0.21%	0	0.00%	0	0.00%	1	0.21%
Provisional	0	0.00%	0	0.00%	0	0.00%	0	0.00%	0	0.00%
Total	0	0.00%	1	0.12%	0	0.00%	0	0.00%	1	0.12%
LUC03										
Polling	0	0.00%	0	0.00%	1	0.36%	0	0.00%	1	0.36%
Absentee	0	0.00%	0	0.00%	0	0.00%	0	0.00%	0	0.00%

RETRIEVED FROM DEMOCRACYDOCKET.COM

Statement of Votes Cast
Shelby County, TN
State and Federal General Election _Municipal Elections
November 6, 2018
SOVC For Jurisdiction Wide, All Counters, All Races
Official Combined Results

	GOVERNOR									
	Yvonne Neubert		Alfred Shawn Rapoza		Chad Riden		Robert Sawyers Sr.		Heather Scott	
Early Vote	2	0.40%	1	0.20%	0	0.00%	0	0.00%	1	0.20%
Provisional	0	0.00%	0	0.00%	0	0.00%	0	0.00%	0	0.00%
Total	2	0.25%	1	0.13%	1	0.13%	0	0.00%	2	0.25%
MCC00										
Polling	0	0.00%	0	0.00%	0	0.00%	1	0.25%	0	0.00%
Absentee	0	0.00%	0	0.00%	0	0.00%	0	0.00%	0	0.00%
Early Vote	2	0.34%	1	0.17%	0	0.00%	1	0.17%	1	0.17%
Provisional	0	0.00%	0	0.00%	0	0.00%	0	0.00%	0	0.00%
Total	2	0.20%	1	0.10%	0	0.00%	2	0.20%	1	0.10%
MIL01										
Polling	1	0.15%	0	0.00%	0	0.00%	1	0.15%	0	0.00%
Absentee	0	0.00%	0	0.00%	0	0.00%	0	0.00%	0	0.00%
Early Vote	0	0.00%	2	0.10%	2	0.10%	2	0.10%	2	0.10%
Provisional	0	0.00%	0	0.00%	0	0.00%	0	0.00%	0	0.00%
Total	1	0.04%	2	0.08%	2	0.08%	3	0.11%	2	0.08%
MIL02										
Polling	2	0.32%	0	0.00%	0	0.00%	2	0.32%	1	0.16%
Absentee	0	0.00%	0	0.00%	0	0.00%	0	0.00%	0	0.00%
Early Vote	2	0.11%	0	0.00%	1	0.06%	0	0.00%	5	0.28%
Provisional	0	0.00%	0	0.00%	0	0.00%	0	0.00%	0	0.00%
Total	4	0.16%	0	0.00%	1	0.04%	2	0.08%	6	0.24%
MOR01										
Polling	1	0.10%	1	0.10%	0	0.00%	0	0.00%	2	0.20%
Absentee	0	0.00%	0	0.00%	0	0.00%	0	0.00%	0	0.00%
Early Vote	1	0.05%	1	0.05%	0	0.00%	0	0.00%	3	0.15%
Provisional	0	0.00%	0	0.00%	0	0.00%	0	0.00%	0	0.00%
Total	2	0.07%	2	0.07%	0	0.00%	0	0.00%	5	0.17%
MOR02										
Polling	0	0.00%	0	0.00%	0	0.00%	0	0.00%	0	0.00%
Absentee	0	0.00%	0	0.00%	0	0.00%	0	0.00%	0	0.00%
Early Vote	1	0.09%	0	0.00%	2	0.18%	1	0.09%	1	0.09%
Provisional	0	0.00%	0	0.00%	0	0.00%	0	0.00%	0	0.00%
Total	1	0.06%	0	0.00%	2	0.12%	1	0.06%	1	0.06%
ROS05										
Polling	3	0.42%	1	0.14%	0	0.00%	0	0.00%	2	0.28%
Absentee	0	0.00%	0	0.00%	0	0.00%	0	0.00%	0	0.00%
Early Vote	1	0.07%	0	0.00%	0	0.00%	0	0.00%	0	0.00%
Provisional	0	0.00%	0	0.00%	0	0.00%	0	0.00%	0	0.00%
Total	4	0.18%	1	0.05%	0	0.00%	0	0.00%	2	0.09%
ROS13										
Polling	2	0.19%	0	0.00%	0	0.00%	2	0.19%	0	0.00%
Absentee	0	0.00%	0	0.00%	0	0.00%	0	0.00%	0	0.00%
Early Vote	0	0.00%	0	0.00%	0	0.00%	1	0.07%	1	0.07%
Provisional	0	0.00%	0	0.00%	0	0.00%	0	0.00%	0	0.00%
Total	2	0.08%	0	0.00%	0	0.00%	3	0.11%	1	0.04%
ROS14										
Polling	2	0.28%	0	0.00%	0	0.00%	0	0.00%	1	0.14%
Absentee	1	12.50%	0	0.00%	0	0.00%	0	0.00%	0	0.00%
Early Vote	4	0.34%	1	0.08%	0	0.00%	0	0.00%	1	0.08%
Provisional	0	0.00%	0	0.00%	0	0.00%	0	0.00%	0	0.00%
Total	7	0.37%	1	0.05%	0	0.00%	0	0.00%	2	0.10%
ROS15										
Polling	0	0.00%	0	0.00%	0	0.00%	0	0.00%	0	0.00%
Absentee	0	0.00%	0	0.00%	0	0.00%	0	0.00%	0	0.00%
Early Vote	1	0.11%	1	0.11%	0	0.00%	0	0.00%	3	0.34%
Provisional	0	0.00%	0	0.00%	0	0.00%	0	0.00%	0	0.00%
Total	1	0.07%	1	0.07%	0	0.00%	0	0.00%	3	0.20%
ROS16										

RETRIEVED FROM DEMOCRACYDOCKET.COM

Statement of Votes Cast
Shelby County, TN
State and Federal General Election _Municipal Elections
November 6, 2018
SOVC For Jurisdiction Wide, All Counters, All Races
Official Combined Results

	GOVERNOR									
	Yvonne Neubert		Alfred Shawn Rapoza		Chad Riden		Robert Sawyers Sr.		Heather Scott	
Polling	1	0.09%	0	0.00%	0	0.00%	0	0.00%	1	0.09%
Absentee	0	0.00%	0	0.00%	0	0.00%	0	0.00%	0	0.00%
Early Vote	1	0.06%	3	0.17%	0	0.00%	0	0.00%	2	0.11%
Provisional	0	0.00%	0	0.00%	0	0.00%	0	0.00%	0	0.00%
Total	2	0.07%	3	0.10%	0	0.00%	0	0.00%	3	0.10%
STE00										
Polling	0	0.00%	0	0.00%	1	0.13%	0	0.00%	0	0.00%
Absentee	0	0.00%	0	0.00%	0	0.00%	0	0.00%	0	0.00%
Early Vote	0	0.00%	0	0.00%	0	0.00%	0	0.00%	0	0.00%
Provisional	0	0.00%	0	0.00%	0	0.00%	0	0.00%	0	0.00%
Total	0	0.00%	0	0.00%	1	0.04%	0	0.00%	0	0.00%
Total										
Polling	168	0.17%	85	0.08%	43	0.04%	74	0.07%	147	0.15%
Absentee	3	0.07%	0	0.00%	1	0.02%	1	0.02%	3	0.07%
Early Vote	173	0.09%	110	0.06%	45	0.02%	87	0.05%	170	0.09%
Provisional	2	0.21%	0	0.00%	1	0.10%	1	0.10%	5	0.51%
Total	346	0.12%	195	0.07%	90	0.03%	163	0.06%	325	0.11%

RETRIEVED FROM DEMOCRACYDOCKET.COM

Statement of Votes Cast
Shelby County, TN
State and Federal General Election _Municipal Elections
November 6, 2018
SOVC For Jurisdiction Wide, All Counters, All Races
Official Combined Results

	GOVERNOR											
	George B. Smith IV		Jeremy Stephenson		Tracy Tisdale		Mike Toews		Rick Tyler		Vinnie Vineyard	
Jurisdiction Wide												
00100												
Polling	2	0.19%	0	0.00%	0	0.00%	0	0.00%	2	0.19%	1	0.09%
Absentee	0	0.00%	0	0.00%	1	1.79%	0	0.00%	0	0.00%	0	0.00%
Early Vote	2	0.14%	0	0.00%	1	0.07%	0	0.00%	0	0.00%	0	0.00%
Provisional	0	0.00%	0	0.00%	0	0.00%	0	0.00%	0	0.00%	0	0.00%
Total	4	0.15%	0	0.00%	2	0.08%	0	0.00%	2	0.08%	1	0.04%
00200												
Polling	0	0.00%	0	0.00%	0	0.00%	0	0.00%	0	0.00%	0	0.00%
Absentee	0	0.00%	0	0.00%	0	0.00%	0	0.00%	0	0.00%	0	0.00%
Early Vote	0	0.00%	0	0.00%	1	0.06%	0	0.00%	0	0.00%	0	0.00%
Provisional	0	0.00%	0	0.00%	0	0.00%	0	0.00%	0	0.00%	0	0.00%
Total	0	0.00%	0	0.00%	1	0.04%	0	0.00%	0	0.00%	0	0.00%
01100												
Polling	1	0.26%	0	0.00%	0	0.00%	1	0.26%	0	0.00%	1	0.26%
Absentee	0	0.00%	0	0.00%	0	0.00%	0	0.00%	0	0.00%	0	0.00%
Early Vote	2	0.42%	0	0.00%	1	0.21%	1	0.21%	0	0.00%	0	0.00%
Provisional	0	0.00%	0	0.00%	0	0.00%	0	0.00%	0	0.00%	0	0.00%
Total	3	0.34%	0	0.00%	1	0.11%	2	0.23%	0	0.00%	1	0.11%
01200												
Polling	1	0.58%	0	0.00%	1	0.58%	0	0.00%	0	0.00%	0	0.00%
Absentee	0	0.00%	0	0.00%	0	0.00%	0	0.00%	0	0.00%	0	0.00%
Early Vote	0	0.00%	0	0.00%	2	0.72%	0	0.00%	0	0.00%	0	0.00%
Provisional	0	0.00%	0	0.00%	0	0.00%	0	0.00%	0	0.00%	0	0.00%
Total	1	0.21%	0	0.00%	3	0.62%	0	0.00%	0	0.00%	0	0.00%
01300												
Polling	0	0.00%	0	0.00%	3	0.81%	0	0.00%	1	0.27%	0	0.00%
Absentee	0	0.00%	0	0.00%	0	0.00%	0	0.00%	0	0.00%	0	0.00%
Early Vote	1	0.31%	0	0.00%	1	0.31%	0	0.00%	0	0.00%	0	0.00%
Provisional	0	0.00%	0	0.00%	0	0.00%	0	0.00%	0	0.00%	0	0.00%
Total	1	0.14%	0	0.00%	4	0.56%	0	0.00%	1	0.14%	0	0.00%
01601												
Polling	0	0.00%	0	0.00%	1	0.10%	0	0.00%	0	0.00%	0	0.00%
Absentee	0	0.00%	0	0.00%	0	0.00%	0	0.00%	0	0.00%	0	0.00%
Early Vote	1	0.06%	0	0.00%	0	0.00%	0	0.00%	0	0.00%	0	0.00%
Provisional	0	0.00%	0	0.00%	0	0.00%	0	0.00%	0	0.00%	0	0.00%
Total	1	0.04%	0	0.00%	1	0.04%	0	0.00%	0	0.00%	0	0.00%
01603												
Polling	0	0.00%	0	0.00%	1	0.20%	0	0.00%	0	0.00%	0	0.00%
Absentee	0	0.00%	0	0.00%	0	0.00%	0	0.00%	0	0.00%	0	0.00%
Early Vote	1	0.09%	1	0.09%	0	0.00%	0	0.00%	0	0.00%	0	0.00%
Provisional	0	0.00%	0	0.00%	0	0.00%	0	0.00%	0	0.00%	0	0.00%
Total	1	0.06%	1	0.06%	1	0.06%	0	0.00%	0	0.00%	0	0.00%
01700												
Polling	0	0.00%	0	0.00%	1	0.31%	1	0.31%	0	0.00%	0	0.00%
Absentee	0	0.00%	0	0.00%	0	0.00%	0	0.00%	0	0.00%	0	0.00%
Early Vote	1	0.16%	1	0.16%	0	0.00%	0	0.00%	0	0.00%	0	0.00%
Provisional	0	0.00%	0	0.00%	0	0.00%	0	0.00%	0	0.00%	0	0.00%
Total	1	0.10%	1	0.10%	1	0.10%	1	0.10%	0	0.00%	0	0.00%
02001												
Polling	1	0.12%	0	0.00%	2	0.24%	0	0.00%	0	0.00%	0	0.00%
Absentee	0	0.00%	0	0.00%	0	0.00%	0	0.00%	0	0.00%	0	0.00%
Early Vote	0	0.00%	0	0.00%	0	0.00%	0	0.00%	0	0.00%	0	0.00%
Provisional	0	0.00%	0	0.00%	0	0.00%	0	0.00%	0	0.00%	0	0.00%
Total	1	0.05%	0	0.00%	2	0.09%	0	0.00%	0	0.00%	0	0.00%
02003												
Polling	0	0.00%	1	0.15%	2	0.29%	0	0.00%	2	0.29%	1	0.15%
Absentee	0	0.00%	0	0.00%	0	0.00%	0	0.00%	0	0.00%	0	0.00%

RETRIEVED FROM DEMOCRACYDOCKET.COM

Statement of Votes Cast
Shelby County, TN
State and Federal General Election _Municipal Elections
November 6, 2018
SOVC For Jurisdiction Wide, All Counters, All Races
Official Combined Results

	GOVERNOR											
	George B. Smith IV		Jeremy Stephenson		Tracy Tisdale		Mike Toews		Rick Tyler		Vinnie Vineyard	
Early Vote	3	0.31%	0	0.00%	0	0.00%	0	0.00%	1	0.10%	0	0.00%
Provisional	0	0.00%	0	0.00%	0	0.00%	0	0.00%	0	0.00%	0	0.00%
Total	3	0.18%	1	0.06%	2	0.12%	0	0.00%	3	0.18%	1	0.06%
02100												
Polling	2	0.44%	1	0.22%	0	0.00%	0	0.00%	1	0.22%	0	0.00%
Absentee	0	0.00%	0	0.00%	0	0.00%	0	0.00%	0	0.00%	0	0.00%
Early Vote	2	0.29%	2	0.29%	3	0.44%	0	0.00%	1	0.15%	1	0.15%
Provisional	0	0.00%	0	0.00%	0	0.00%	0	0.00%	0	0.00%	0	0.00%
Total	4	0.35%	3	0.26%	3	0.26%	0	0.00%	2	0.17%	1	0.09%
02600												
Polling	1	0.21%	1	0.21%	2	0.41%	2	0.41%	0	0.00%	0	0.00%
Absentee	0	0.00%	0	0.00%	0	0.00%	0	0.00%	0	0.00%	0	0.00%
Early Vote	3	0.49%	0	0.00%	1	0.16%	1	0.16%	1	0.16%	0	0.00%
Provisional	0	0.00%	0	0.00%	0	0.00%	0	0.00%	0	0.00%	0	0.00%
Total	4	0.36%	1	0.09%	3	0.27%	3	0.27%	1	0.09%	0	0.00%
02800												
Polling	0	0.00%	0	0.00%	0	0.00%	0	0.00%	0	0.00%	0	0.00%
Absentee	0	0.00%	0	0.00%	0	0.00%	0	0.00%	0	0.00%	0	0.00%
Early Vote	0	0.00%	0	0.00%	0	0.00%	0	0.00%	0	0.00%	0	0.00%
Provisional	0	0.00%	0	0.00%	0	0.00%	0	0.00%	0	0.00%	0	0.00%
Total	0	0.00%	0	0.00%	0	0.00%	0	0.00%	0	0.00%	0	0.00%
03102												
Polling	0	0.00%	0	0.00%	0	0.00%	0	0.00%	0	0.00%	0	0.00%
Absentee	0	0.00%	0	0.00%	0	0.00%	0	0.00%	0	0.00%	0	0.00%
Early Vote	0	0.00%	0	0.00%	3	0.35%	0	0.00%	0	0.00%	0	0.00%
Provisional	0	0.00%	0	0.00%	0	0.00%	0	0.00%	0	0.00%	0	0.00%
Total	0	0.00%	0	0.00%	3	0.22%	0	0.00%	0	0.00%	0	0.00%
03104												
Polling	1	0.20%	0	0.00%	1	0.20%	0	0.00%	0	0.00%	1	0.20%
Absentee	0	0.00%	0	0.00%	0	0.00%	0	0.00%	0	0.00%	0	0.00%
Early Vote	0	0.00%	0	0.00%	0	0.00%	1	0.10%	1	0.10%	1	0.10%
Provisional	0	0.00%	0	0.00%	0	0.00%	0	0.00%	0	0.00%	0	0.00%
Total	1	0.06%	0	0.00%	1	0.06%	1	0.06%	1	0.06%	2	0.13%
03300												
Polling	1	0.39%	0	0.00%	0	0.00%	0	0.00%	0	0.00%	0	0.00%
Absentee	0	0.00%	0	0.00%	0	0.00%	0	0.00%	0	0.00%	0	0.00%
Early Vote	1	0.38%	0	0.00%	0	0.00%	0	0.00%	0	0.00%	0	0.00%
Provisional	0	0.00%	0	0.00%	0	0.00%	0	0.00%	0	0.00%	0	0.00%
Total	2	0.38%	0	0.00%	0	0.00%	0	0.00%	0	0.00%	0	0.00%
03402												
Polling	0	0.00%	0	0.00%	1	0.31%	0	0.00%	0	0.00%	0	0.00%
Absentee	0	0.00%	0	0.00%	0	0.00%	0	0.00%	0	0.00%	0	0.00%
Early Vote	2	0.51%	0	0.00%	0	0.00%	0	0.00%	0	0.00%	0	0.00%
Provisional	0	0.00%	0	0.00%	0	0.00%	0	0.00%	0	0.00%	0	0.00%
Total	2	0.28%	0	0.00%	1	0.14%	0	0.00%	0	0.00%	0	0.00%
03601												
Polling	0	0.00%	0	0.00%	0	0.00%	0	0.00%	0	0.00%	0	0.00%
Absentee	0	0.00%	0	0.00%	0	0.00%	0	0.00%	0	0.00%	0	0.00%
Early Vote	0	0.00%	1	0.11%	0	0.00%	0	0.00%	0	0.00%	0	0.00%
Provisional	0	0.00%	0	0.00%	0	0.00%	0	0.00%	0	0.00%	0	0.00%
Total	0	0.00%	1	0.06%	0	0.00%	0	0.00%	0	0.00%	0	0.00%
03602												
Polling	1	0.18%	2	0.37%	1	0.18%	0	0.00%	0	0.00%	0	0.00%
Absentee	0	0.00%	0	0.00%	0	0.00%	0	0.00%	0	0.00%	0	0.00%
Early Vote	2	0.26%	0	0.00%	2	0.26%	0	0.00%	1	0.13%	0	0.00%
Provisional	0	0.00%	0	0.00%	0	0.00%	0	0.00%	0	0.00%	0	0.00%
Total	3	0.23%	2	0.15%	3	0.23%	0	0.00%	1	0.08%	0	0.00%
03700												

RETRIEVED FROM DEMOCRACYDOCKET.COM

Statement of Votes Cast
Shelby County, TN
State and Federal General Election _Municipal Elections
November 6, 2018
SOVC For Jurisdiction Wide, All Counters, All Races
Official Combined Results

	GOVERNOR											
	George B. Smith IV		Jeremy Stephenson		Tracy Tisdale		Mike Toews		Rick Tyler		Vinnie Vineyard	
Polling	0	0.00%	2	0.38%	0	0.00%	0	0.00%	0	0.00%	0	0.00%
Absentee	0	0.00%	0	0.00%	0	0.00%	0	0.00%	0	0.00%	0	0.00%
Early Vote	0	0.00%	0	0.00%	2	0.41%	0	0.00%	0	0.00%	0	0.00%
Provisional	0	0.00%	0	0.00%	0	0.00%	0	0.00%	0	0.00%	0	0.00%
Total	0	0.00%	2	0.19%	2	0.19%	0	0.00%	0	0.00%	0	0.00%
04103												
Polling	0	0.00%	2	0.37%	1	0.19%	1	0.19%	0	0.00%	1	0.19%
Absentee	0	0.00%	0	0.00%	0	0.00%	0	0.00%	0	0.00%	0	0.00%
Early Vote	3	0.43%	1	0.14%	2	0.28%	0	0.00%	0	0.00%	0	0.00%
Provisional	0	0.00%	0	0.00%	0	0.00%	0	0.00%	0	0.00%	0	0.00%
Total	3	0.23%	3	0.23%	3	0.23%	1	0.08%	0	0.00%	1	0.08%
04201												
Polling	0	0.00%	1	0.18%	0	0.00%	1	0.18%	1	0.18%	0	0.00%
Absentee	0	0.00%	0	0.00%	0	0.00%	0	0.00%	0	0.00%	0	0.00%
Early Vote	2	0.35%	0	0.00%	1	0.17%	0	0.00%	1	0.17%	0	0.00%
Provisional	0	0.00%	0	0.00%	0	0.00%	0	0.00%	0	0.00%	0	0.00%
Total	2	0.17%	1	0.09%	1	0.09%	1	0.09%	2	0.17%	0	0.00%
04401												
Polling	2	0.26%	0	0.00%	0	0.00%	0	0.00%	0	0.00%	0	0.00%
Absentee	0	0.00%	0	0.00%	0	0.00%	0	0.00%	0	0.00%	0	0.00%
Early Vote	0	0.00%	0	0.00%	0	0.00%	0	0.00%	0	0.00%	0	0.00%
Provisional	0	0.00%	0	0.00%	0	0.00%	0	0.00%	0	0.00%	0	0.00%
Total	2	0.08%	0	0.00%	0	0.00%	0	0.00%	0	0.00%	0	0.00%
04405												
Polling	0	0.00%	1	0.23%	1	0.23%	0	0.00%	0	0.00%	0	0.00%
Absentee	0	0.00%	0	0.00%	0	0.00%	0	0.00%	0	0.00%	0	0.00%
Early Vote	0	0.00%	0	0.00%	0	0.00%	0	0.00%	0	0.00%	0	0.00%
Provisional	0	0.00%	0	0.00%	0	0.00%	0	0.00%	0	0.00%	0	0.00%
Total	0	0.00%	1	0.07%	1	0.07%	0	0.00%	0	0.00%	0	0.00%
04502												
Polling	0	0.00%	0	0.00%	2	0.29%	1	0.14%	0	0.00%	1	0.14%
Absentee	0	0.00%	0	0.00%	0	0.00%	0	0.00%	0	0.00%	0	0.00%
Early Vote	3	0.29%	0	0.00%	3	0.29%	0	0.00%	0	0.00%	0	0.00%
Provisional	0	0.00%	0	0.00%	0	0.00%	0	0.00%	0	0.00%	0	0.00%
Total	3	0.17%	0	0.00%	5	0.28%	1	0.06%	0	0.00%	1	0.06%
04504												
Polling	1	0.10%	0	0.00%	1	0.10%	0	0.00%	1	0.10%	1	0.10%
Absentee	0	0.00%	0	0.00%	0	0.00%	0	0.00%	0	0.00%	0	0.00%
Early Vote	0	0.00%	0	0.00%	1	0.05%	0	0.00%	0	0.00%	1	0.05%
Provisional	0	0.00%	0	0.00%	0	0.00%	0	0.00%	0	0.00%	0	0.00%
Total	1	0.03%	0	0.00%	2	0.06%	0	0.00%	1	0.03%	2	0.06%
04602												
Polling	0	0.00%	0	0.00%	0	0.00%	0	0.00%	0	0.00%	2	0.25%
Absentee	0	0.00%	0	0.00%	0	0.00%	0	0.00%	0	0.00%	0	0.00%
Early Vote	1	0.07%	0	0.00%	1	0.07%	0	0.00%	0	0.00%	0	0.00%
Provisional	0	0.00%	0	0.00%	0	0.00%	0	0.00%	0	0.00%	0	0.00%
Total	1	0.04%	0	0.00%	1	0.04%	0	0.00%	0	0.00%	2	0.09%
04700												
Polling	0	0.00%	0	0.00%	0	0.00%	1	0.16%	0	0.00%	0	0.00%
Absentee	0	0.00%	0	0.00%	0	0.00%	0	0.00%	0	0.00%	0	0.00%
Early Vote	0	0.00%	0	0.00%	0	0.00%	2	0.26%	0	0.00%	0	0.00%
Provisional	0	0.00%	0	0.00%	0	0.00%	0	0.00%	0	0.00%	0	0.00%
Total	0	0.00%	0	0.00%	0	0.00%	3	0.21%	0	0.00%	0	0.00%
04900												
Polling	2	0.33%	0	0.00%	2	0.33%	1	0.16%	1	0.16%	0	0.00%
Absentee	0	0.00%	0	0.00%	0	0.00%	0	0.00%	0	0.00%	0	0.00%
Early Vote	1	0.12%	0	0.00%	0	0.00%	0	0.00%	1	0.12%	0	0.00%
Provisional	0	0.00%	0	0.00%	0	0.00%	0	0.00%	0	0.00%	0	0.00%

RETRIEVED FROM DEMOCRACYDOCKET.COM

Statement of Votes Cast
Shelby County, TN
State and Federal General Election _Municipal Elections
November 6, 2018
SOVC For Jurisdiction Wide, All Counters, All Races
Official Combined Results

	GOVERNOR											
	George B. Smith IV		Jeremy Stephenson		Tracy Tisdale		Mike Toews		Rick Tyler		Vinnie Vineyard	
Total	3	0.21%	0	0.00%	2	0.14%	1	0.07%	2	0.14%	0	0.00%
05001												
Polling	0	0.00%	0	0.00%	1	0.45%	0	0.00%	0	0.00%	0	0.00%
Absentee	0	0.00%	0	0.00%	0	0.00%	0	0.00%	0	0.00%	0	0.00%
Early Vote	1	0.27%	1	0.27%	0	0.00%	0	0.00%	1	0.27%	0	0.00%
Provisional	0	0.00%	0	0.00%	0	0.00%	0	0.00%	0	0.00%	0	0.00%
Total	1	0.17%	1	0.17%	1	0.17%	0	0.00%	1	0.17%	0	0.00%
05002												
Polling	0	0.00%	0	0.00%	0	0.00%	1	0.29%	0	0.00%	1	0.29%
Absentee	0	0.00%	0	0.00%	0	0.00%	0	0.00%	0	0.00%	0	0.00%
Early Vote	0	0.00%	1	0.16%	1	0.16%	1	0.16%	2	0.32%	0	0.00%
Provisional	0	0.00%	0	0.00%	0	0.00%	0	0.00%	0	0.00%	0	0.00%
Total	0	0.00%	1	0.10%	1	0.10%	2	0.20%	2	0.20%	1	0.10%
05201												
Polling	1	0.29%	1	0.29%	2	0.59%	0	0.00%	0	0.00%	0	0.00%
Absentee	0	0.00%	0	0.00%	0	0.00%	0	0.00%	0	0.00%	0	0.00%
Early Vote	3	0.74%	2	0.49%	2	0.49%	0	0.00%	1	0.25%	0	0.00%
Provisional	0	0.00%	0	0.00%	0	0.00%	0	0.00%	0	0.00%	0	0.00%
Total	4	0.53%	3	0.39%	4	0.53%	0	0.00%	1	0.13%	0	0.00%
05301												
Polling	2	0.31%	0	0.00%	1	0.15%	0	0.00%	1	0.15%	0	0.00%
Absentee	0	0.00%	0	0.00%	0	0.00%	0	0.00%	0	0.00%	0	0.00%
Early Vote	1	0.16%	1	0.16%	1	0.16%	0	0.00%	1	0.16%	0	0.00%
Provisional	0	0.00%	0	0.00%	0	0.00%	0	0.00%	0	0.00%	0	0.00%
Total	3	0.23%	1	0.08%	2	0.16%	0	0.00%	2	0.16%	0	0.00%
05400												
Polling	2	0.24%	1	0.12%	2	0.24%	0	0.00%	2	0.24%	1	0.12%
Absentee	0	0.00%	0	0.00%	0	0.00%	0	0.00%	0	0.00%	0	0.00%
Early Vote	0	0.00%	0	0.00%	2	0.16%	0	0.00%	1	0.08%	0	0.00%
Provisional	0	0.00%	0	0.00%	0	0.00%	0	0.00%	0	0.00%	0	0.00%
Total	2	0.09%	1	0.05%	4	0.19%	0	0.00%	3	0.14%	1	0.05%
05502												
Polling	0	0.00%	0	0.00%	1	0.14%	0	0.00%	0	0.00%	0	0.00%
Absentee	0	0.00%	0	0.00%	0	0.00%	0	0.00%	0	0.00%	0	0.00%
Early Vote	0	0.00%	0	0.00%	1	0.06%	0	0.00%	0	0.00%	0	0.00%
Provisional	0	0.00%	0	0.00%	0	0.00%	0	0.00%	0	0.00%	0	0.00%
Total	0	0.00%	0	0.00%	2	0.08%	0	0.00%	0	0.00%	0	0.00%
05700												
Polling	0	0.00%	0	0.00%	0	0.00%	0	0.00%	0	0.00%	0	0.00%
Absentee	0	0.00%	0	0.00%	0	0.00%	0	0.00%	0	0.00%	0	0.00%
Early Vote	1	0.04%	0	0.00%	0	0.00%	0	0.00%	1	0.04%	0	0.00%
Provisional	0	0.00%	0	0.00%	0	0.00%	0	0.00%	0	0.00%	0	0.00%
Total	1	0.03%	0	0.00%	0	0.00%	0	0.00%	1	0.03%	0	0.00%
05801												
Polling	0	0.00%	1	0.16%	3	0.47%	0	0.00%	0	0.00%	0	0.00%
Absentee	0	0.00%	0	0.00%	0	0.00%	0	0.00%	0	0.00%	0	0.00%
Early Vote	0	0.00%	0	0.00%	0	0.00%	0	0.00%	0	0.00%	0	0.00%
Provisional	0	0.00%	0	0.00%	0	0.00%	0	0.00%	0	0.00%	0	0.00%
Total	0	0.00%	1	0.08%	3	0.23%	0	0.00%	0	0.00%	0	0.00%
05804												
Polling	4	0.65%	0	0.00%	0	0.00%	2	0.33%	2	0.33%	1	0.16%
Absentee	0	0.00%	0	0.00%	0	0.00%	0	0.00%	0	0.00%	0	0.00%
Early Vote	1	0.15%	0	0.00%	5	0.75%	1	0.15%	0	0.00%	3	0.45%
Provisional	0	0.00%	0	0.00%	0	0.00%	0	0.00%	0	0.00%	0	0.00%
Total	5	0.38%	0	0.00%	5	0.38%	3	0.23%	2	0.15%	4	0.31%
05905												
Polling	2	0.26%	0	0.00%	1	0.13%	1	0.13%	1	0.13%	0	0.00%
Absentee	0	0.00%	0	0.00%	0	0.00%	0	0.00%	0	0.00%	0	0.00%

RETRIEVED FROM DEMOCRACYDOCKET.COM

Statement of Votes Cast
Shelby County, TN
State and Federal General Election _Municipal Elections
November 6, 2018
SOVC For Jurisdiction Wide, All Counters, All Races
Official Combined Results

	GOVERNOR											
	George B. Smith IV		Jeremy Stephenson		Tracy Tisdale		Mike Toews		Rick Tyler		Vinnie Vineyard	
Early Vote	3	0.35%	0	0.00%	1	0.12%	1	0.12%	3	0.35%	0	0.00%
Provisional	0	0.00%	0	0.00%	0	0.00%	0	0.00%	0	0.00%	0	0.00%
Total	5	0.31%	0	0.00%	2	0.12%	2	0.12%	4	0.25%	0	0.00%
06003												
Polling	0	0.00%	0	0.00%	0	0.00%	0	0.00%	0	0.00%	0	0.00%
Absentee	0	0.00%	0	0.00%	0	0.00%	0	0.00%	0	0.00%	0	0.00%
Early Vote	0	0.00%	0	0.00%	1	0.17%	0	0.00%	1	0.17%	2	0.34%
Provisional	0	0.00%	0	0.00%	0	0.00%	0	0.00%	0	0.00%	0	0.00%
Total	0	0.00%	0	0.00%	1	0.09%	0	0.00%	1	0.09%	2	0.18%
06005												
Polling	3	1.01%	0	0.00%	0	0.00%	2	0.67%	0	0.00%	0	0.00%
Absentee	0	0.00%	0	0.00%	0	0.00%	0	0.00%	0	0.00%	0	0.00%
Early Vote	0	0.00%	3	0.93%	1	0.31%	0	0.00%	0	0.00%	0	0.00%
Provisional	0	0.00%	0	0.00%	0	0.00%	0	0.00%	0	0.00%	0	0.00%
Total	3	0.48%	3	0.48%	1	0.16%	2	0.32%	0	0.00%	0	0.00%
06006												
Polling	1	0.25%	0	0.00%	0	0.00%	0	0.00%	0	0.00%	1	0.25%
Absentee	0	0.00%	0	0.00%	0	0.00%	0	0.00%	0	0.00%	0	0.00%
Early Vote	0	0.00%	0	0.00%	1	0.23%	0	0.00%	1	0.23%	0	0.00%
Provisional	0	0.00%	0	0.00%	0	0.00%	0	0.00%	0	0.00%	0	0.00%
Total	1	0.12%	0	0.00%	1	0.12%	0	0.00%	1	0.12%	1	0.12%
06007												
Polling	0	0.00%	0	0.00%	2	0.24%	3	0.36%	2	0.24%	0	0.00%
Absentee	0	0.00%	0	0.00%	0	0.00%	0	0.00%	0	0.00%	0	0.00%
Early Vote	1	0.10%	1	0.10%	1	0.10%	2	0.19%	4	0.38%	0	0.00%
Provisional	0	0.00%	1	12.50%	0	0.00%	0	0.00%	0	0.00%	0	0.00%
Total	1	0.05%	2	0.11%	3	0.16%	5	0.27%	6	0.32%	0	0.00%
06009												
Polling	1	0.24%	0	0.00%	0	0.00%	0	0.00%	0	0.00%	3	0.71%
Absentee	0	0.00%	0	0.00%	0	0.00%	0	0.00%	0	0.00%	0	0.00%
Early Vote	1	0.20%	0	0.00%	1	0.20%	1	0.20%	0	0.00%	0	0.00%
Provisional	0	0.00%	0	0.00%	0	0.00%	0	0.00%	0	0.00%	0	0.00%
Total	2	0.21%	0	0.00%	1	0.11%	1	0.11%	0	0.00%	3	0.32%
06100												
Polling	1	0.24%	1	0.24%	0	0.00%	0	0.00%	1	0.24%	0	0.00%
Absentee	0	0.00%	0	0.00%	1	14.29%	0	0.00%	0	0.00%	0	0.00%
Early Vote	0	0.00%	0	0.00%	2	0.52%	1	0.26%	0	0.00%	0	0.00%
Provisional	0	-	0	-	0	-	0	-	0	-	0	-
Total	1	0.12%	1	0.12%	3	0.37%	1	0.12%	1	0.12%	0	0.00%
06200												
Polling	0	0.00%	1	0.30%	1	0.30%	0	0.00%	3	0.89%	2	0.60%
Absentee	0	0.00%	0	0.00%	0	0.00%	0	0.00%	0	0.00%	0	0.00%
Early Vote	0	0.00%	0	0.00%	0	0.00%	1	0.30%	0	0.00%	0	0.00%
Provisional	0	0.00%	0	0.00%	0	0.00%	0	0.00%	0	0.00%	0	0.00%
Total	0	0.00%	1	0.15%	1	0.15%	1	0.15%	3	0.44%	2	0.29%
06400												
Polling	0	0.00%	0	0.00%	0	0.00%	0	0.00%	0	0.00%	0	0.00%
Absentee	0	0.00%	0	0.00%	0	0.00%	0	0.00%	0	0.00%	0	0.00%
Early Vote	0	0.00%	0	0.00%	1	0.07%	0	0.00%	0	0.00%	0	0.00%
Provisional	0	0.00%	0	0.00%	0	0.00%	0	0.00%	0	0.00%	0	0.00%
Total	0	0.00%	0	0.00%	1	0.05%	0	0.00%	0	0.00%	0	0.00%
06600												
Polling	2	0.26%	0	0.00%	0	0.00%	4	0.51%	0	0.00%	0	0.00%
Absentee	0	0.00%	0	0.00%	0	0.00%	0	0.00%	0	0.00%	0	0.00%
Early Vote	0	0.00%	0	0.00%	2	0.15%	1	0.08%	1	0.08%	0	0.00%
Provisional	0	0.00%	0	0.00%	0	0.00%	0	0.00%	0	0.00%	0	0.00%
Total	2	0.09%	0	0.00%	2	0.09%	5	0.23%	1	0.05%	0	0.00%
06701												

RETRIEVED FROM DEMOCRACYDOCKET.COM

Statement of Votes Cast
Shelby County, TN
State and Federal General Election _Municipal Elections
November 6, 2018
SOVC For Jurisdiction Wide, All Counters, All Races
Official Combined Results

	GOVERNOR											
	George B. Smith IV		Jeremy Stephenson		Tracy Tisdale		Mike Toews		Rick Tyler		Vinnie Vineyard	
Polling	0	0.00%	0	0.00%	0	0.00%	0	0.00%	0	0.00%	0	0.00%
Absentee	0	0.00%	0	0.00%	0	0.00%	0	0.00%	0	0.00%	0	0.00%
Early Vote	0	0.00%	0	0.00%	0	0.00%	0	0.00%	0	0.00%	0	0.00%
Provisional	0	0.00%	0	0.00%	0	0.00%	0	0.00%	0	0.00%	0	0.00%
Total	0	0.00%	0	0.00%	0	0.00%	0	0.00%	0	0.00%	0	0.00%
06703												
Polling	0	0.00%	0	0.00%	0	0.00%	0	0.00%	0	0.00%	0	0.00%
Absentee	0	0.00%	0	0.00%	0	0.00%	0	0.00%	0	0.00%	0	0.00%
Early Vote	0	0.00%	0	0.00%	0	0.00%	0	0.00%	0	0.00%	0	0.00%
Provisional	0	0.00%	0	0.00%	0	0.00%	0	0.00%	0	0.00%	0	0.00%
Total	0	0.00%	0	0.00%	0	0.00%	0	0.00%	0	0.00%	0	0.00%
06801												
Polling	1	0.17%	0	0.00%	1	0.17%	0	0.00%	0	0.00%	0	0.00%
Absentee	0	0.00%	0	0.00%	0	0.00%	0	0.00%	0	0.00%	0	0.00%
Early Vote	0	0.00%	0	0.00%	0	0.00%	0	0.00%	0	0.00%	0	0.00%
Provisional	0	0.00%	0	0.00%	0	0.00%	0	0.00%	0	0.00%	0	0.00%
Total	1	0.06%	0	0.00%	1	0.06%	0	0.00%	0	0.00%	0	0.00%
06803												
Polling	0	0.00%	0	0.00%	0	0.00%	0	0.00%	0	0.00%	0	0.00%
Absentee	0	0.00%	0	0.00%	0	0.00%	0	0.00%	0	0.00%	0	0.00%
Early Vote	0	0.00%	0	0.00%	0	0.00%	0	0.00%	0	0.00%	0	0.00%
Provisional	0	0.00%	0	0.00%	0	0.00%	0	0.00%	0	0.00%	0	0.00%
Total	0	0.00%	0	0.00%	0	0.00%	0	0.00%	0	0.00%	0	0.00%
06902												
Polling	0	0.00%	0	0.00%	0	0.00%	0	0.00%	0	0.00%	0	0.00%
Absentee	0	0.00%	0	0.00%	0	0.00%	0	0.00%	0	0.00%	0	0.00%
Early Vote	1	0.38%	0	0.00%	0	0.00%	0	0.00%	0	0.00%	0	0.00%
Provisional	0	0.00%	0	0.00%	0	0.00%	0	0.00%	0	0.00%	0	0.00%
Total	1	0.17%	0	0.00%	0	0.00%	0	0.00%	0	0.00%	0	0.00%
07001												
Polling	1	0.22%	0	0.00%	0	0.00%	0	0.00%	0	0.00%	0	0.00%
Absentee	0	0.00%	0	0.00%	0	0.00%	0	0.00%	0	0.00%	0	0.00%
Early Vote	1	0.16%	0	0.00%	1	0.16%	0	0.00%	1	0.16%	0	0.00%
Provisional	0	0.00%	0	0.00%	0	0.00%	0	0.00%	0	0.00%	0	0.00%
Total	2	0.18%	0	0.00%	1	0.09%	0	0.00%	1	0.09%	0	0.00%
07002												
Polling	2	0.45%	1	0.23%	1	0.23%	0	0.00%	0	0.00%	1	0.23%
Absentee	0	0.00%	0	0.00%	0	0.00%	0	0.00%	0	0.00%	0	0.00%
Early Vote	2	0.39%	1	0.19%	0	0.00%	0	0.00%	1	0.19%	1	0.19%
Provisional	0	0.00%	0	0.00%	0	0.00%	0	0.00%	0	0.00%	0	0.00%
Total	4	0.41%	2	0.21%	1	0.10%	0	0.00%	1	0.10%	2	0.21%
07104												
Polling	3	0.41%	0	0.00%	0	0.00%	1	0.14%	0	0.00%	0	0.00%
Absentee	0	0.00%	0	0.00%	0	0.00%	0	0.00%	0	0.00%	0	0.00%
Early Vote	3	0.25%	0	0.00%	2	0.17%	1	0.08%	3	0.25%	1	0.08%
Provisional	0	0.00%	0	0.00%	0	0.00%	0	0.00%	0	0.00%	0	0.00%
Total	6	0.31%	0	0.00%	2	0.10%	2	0.10%	3	0.16%	1	0.05%
07203												
Polling	3	0.49%	0	0.00%	1	0.16%	1	0.16%	2	0.33%	1	0.16%
Absentee	0	0.00%	0	0.00%	0	0.00%	0	0.00%	0	0.00%	0	0.00%
Early Vote	2	0.23%	0	0.00%	2	0.23%	0	0.00%	3	0.34%	1	0.11%
Provisional	0	0.00%	0	0.00%	0	0.00%	0	0.00%	0	0.00%	0	0.00%
Total	5	0.33%	0	0.00%	3	0.20%	1	0.07%	5	0.33%	2	0.13%
07207												
Polling	0	0.00%	0	0.00%	2	0.40%	0	0.00%	1	0.20%	1	0.20%
Absentee	0	0.00%	0	0.00%	0	0.00%	0	0.00%	0	0.00%	0	0.00%
Early Vote	0	0.00%	0	0.00%	2	0.22%	1	0.11%	1	0.11%	0	0.00%
Provisional	0	0.00%	0	0.00%	0	0.00%	0	0.00%	0	0.00%	0	0.00%

RETRIEVED FROM DEMOCRACYDOCKET.COM

Statement of Votes Cast
Shelby County, TN
State and Federal General Election _Municipal Elections
November 6, 2018
SOVC For Jurisdiction Wide, All Counters, All Races
Official Combined Results

	GOVERNOR											
	George B. Smith IV		Jeremy Stephenson		Tracy Tisdale		Mike Toews		Rick Tyler		Vinnie Vineyard	
Total	0	0.00%	0	0.00%	4	0.28%	1	0.07%	2	0.14%	1	0.07%
07301												
Polling	1	0.37%	0	0.00%	0	0.00%	1	0.37%	1	0.37%	0	0.00%
Absentee	0	0.00%	0	0.00%	0	0.00%	0	0.00%	0	0.00%	0	0.00%
Early Vote	2	0.59%	0	0.00%	0	0.00%	0	0.00%	0	0.00%	0	0.00%
Provisional	0	0.00%	0	0.00%	0	0.00%	0	0.00%	0	0.00%	0	0.00%
Total	3	0.48%	0	0.00%	0	0.00%	1	0.16%	1	0.16%	0	0.00%
07303												
Polling	2	0.36%	0	0.00%	1	0.18%	0	0.00%	0	0.00%	0	0.00%
Absentee	0	0.00%	0	0.00%	0	0.00%	0	0.00%	0	0.00%	0	0.00%
Early Vote	3	0.38%	0	0.00%	1	0.13%	0	0.00%	4	0.50%	0	0.00%
Provisional	0	0.00%	0	0.00%	0	0.00%	0	0.00%	0	0.00%	0	0.00%
Total	5	0.37%	0	0.00%	2	0.15%	0	0.00%	4	0.29%	0	0.00%
07401												
Polling	3	0.47%	1	0.16%	0	0.00%	0	0.00%	0	0.00%	0	0.00%
Absentee	0	0.00%	0	0.00%	0	0.00%	0	0.00%	0	0.00%	0	0.00%
Early Vote	1	0.09%	1	0.09%	2	0.19%	0	0.00%	0	0.00%	1	0.09%
Provisional	0	0.00%	0	0.00%	0	0.00%	0	0.00%	0	0.00%	0	0.00%
Total	4	0.23%	2	0.12%	2	0.12%	0	0.00%	0	0.00%	1	0.06%
07402												
Polling	0	0.00%	0	0.00%	0	0.00%	1	0.17%	0	0.00%	0	0.00%
Absentee	0	0.00%	0	0.00%	0	0.00%	0	0.00%	0	0.00%	0	0.00%
Early Vote	0	0.00%	0	0.00%	0	0.00%	0	0.00%	0	0.00%	0	0.00%
Provisional	0	0.00%	0	0.00%	0	0.00%	0	0.00%	0	0.00%	0	0.00%
Total	0	0.00%	0	0.00%	0	0.00%	1	0.06%	0	0.00%	0	0.00%
07405												
Polling	2	0.40%	1	0.20%	1	0.20%	1	0.20%	2	0.40%	0	0.00%
Absentee	0	0.00%	0	0.00%	0	0.00%	0	0.00%	0	0.00%	0	0.00%
Early Vote	0	0.00%	0	0.00%	3	0.37%	2	0.25%	2	0.25%	0	0.00%
Provisional	0	0.00%	0	0.00%	0	0.00%	0	0.00%	0	0.00%	0	0.00%
Total	2	0.15%	1	0.08%	4	0.31%	3	0.23%	4	0.31%	0	0.00%
07409												
Polling	1	0.21%	1	0.21%	4	0.85%	0	0.00%	0	0.00%	0	0.00%
Absentee	0	0.00%	0	0.00%	0	0.00%	0	0.00%	0	0.00%	0	0.00%
Early Vote	1	0.17%	0	0.00%	1	0.17%	0	0.00%	0	0.00%	0	0.00%
Provisional	0	0.00%	0	0.00%	0	0.00%	0	0.00%	0	0.00%	0	0.00%
Total	2	0.19%	1	0.09%	5	0.47%	0	0.00%	0	0.00%	0	0.00%
07501												
Polling	0	0.00%	0	0.00%	0	0.00%	2	0.61%	0	0.00%	0	0.00%
Absentee	0	0.00%	0	0.00%	0	0.00%	0	0.00%	0	0.00%	0	0.00%
Early Vote	1	0.15%	0	0.00%	0	0.00%	0	0.00%	0	0.00%	0	0.00%
Provisional	0	0.00%	0	0.00%	0	0.00%	0	0.00%	0	0.00%	0	0.00%
Total	1	0.10%	0	0.00%	0	0.00%	2	0.20%	0	0.00%	0	0.00%
07506												
Polling	1	0.13%	4	0.53%	1	0.13%	0	0.00%	3	0.40%	0	0.00%
Absentee	0	0.00%	0	0.00%	0	0.00%	0	0.00%	0	0.00%	0	0.00%
Early Vote	2	0.15%	0	0.00%	4	0.31%	0	0.00%	0	0.00%	1	0.08%
Provisional	0	0.00%	0	0.00%	0	0.00%	0	0.00%	0	0.00%	0	0.00%
Total	3	0.14%	4	0.19%	5	0.24%	0	0.00%	3	0.14%	1	0.05%
07507												
Polling	0	0.00%	2	0.32%	1	0.16%	2	0.32%	1	0.16%	1	0.16%
Absentee	0	0.00%	0	0.00%	0	0.00%	0	0.00%	0	0.00%	0	0.00%
Early Vote	4	0.39%	1	0.10%	1	0.10%	3	0.29%	1	0.10%	0	0.00%
Provisional	0	-	0	-	0	-	0	-	0	-	0	-
Total	4	0.24%	3	0.18%	2	0.12%	5	0.30%	2	0.12%	1	0.06%
07511												
Polling	1	0.16%	0	0.00%	0	0.00%	0	0.00%	1	0.16%	0	0.00%
Absentee	0	0.00%	0	0.00%	0	0.00%	0	0.00%	0	0.00%	0	0.00%

RETRIEVED FROM DEMOCRACYDOCKET.COM

Statement of Votes Cast
Shelby County, TN
State and Federal General Election _Municipal Elections
November 6, 2018
SOVC For Jurisdiction Wide, All Counters, All Races
Official Combined Results

	GOVERNOR											
	George B. Smith IV		Jeremy Stephenson		Tracy Tisdale		Mike Toews		Rick Tyler		Vinnie Vineyard	
Early Vote	3	0.22%	1	0.07%	0	0.00%	1	0.07%	0	0.00%	2	0.15%
Provisional	0	0.00%	0	0.00%	0	0.00%	0	0.00%	0	0.00%	0	0.00%
Total	4	0.20%	1	0.05%	0	0.00%	1	0.05%	1	0.05%	2	0.10%
07604												
Polling	2	0.43%	0	0.00%	2	0.43%	0	0.00%	0	0.00%	0	0.00%
Absentee	0	0.00%	0	0.00%	0	0.00%	0	0.00%	0	0.00%	0	0.00%
Early Vote	2	0.22%	0	0.00%	1	0.11%	0	0.00%	2	0.22%	0	0.00%
Provisional	0	0.00%	0	0.00%	0	0.00%	0	0.00%	0	0.00%	0	0.00%
Total	4	0.29%	0	0.00%	3	0.22%	0	0.00%	2	0.15%	0	0.00%
07605												
Polling	0	0.00%	0	0.00%	2	0.58%	1	0.29%	0	0.00%	0	0.00%
Absentee	0	0.00%	0	0.00%	0	0.00%	0	0.00%	0	0.00%	0	0.00%
Early Vote	4	0.56%	0	0.00%	1	0.14%	3	0.42%	0	0.00%	0	0.00%
Provisional	0	0.00%	0	0.00%	0	0.00%	0	0.00%	0	0.00%	0	0.00%
Total	4	0.37%	0	0.00%	3	0.28%	4	0.37%	0	0.00%	0	0.00%
07606												
Polling	1	0.17%	1	0.17%	2	0.34%	1	0.17%	1	0.17%	0	0.00%
Absentee	0	0.00%	0	0.00%	0	0.00%	0	0.00%	0	0.00%	0	0.00%
Early Vote	1	0.09%	1	0.09%	4	0.35%	3	0.26%	0	0.00%	0	0.00%
Provisional	0	0.00%	0	0.00%	0	0.00%	0	0.00%	0	0.00%	0	0.00%
Total	2	0.12%	2	0.12%	6	0.35%	4	0.23%	1	0.06%	0	0.00%
07701												
Polling	2	0.36%	0	0.00%	1	0.18%	0	0.00%	0	0.00%	1	0.18%
Absentee	0	0.00%	0	0.00%	0	0.00%	0	0.00%	0	0.00%	0	0.00%
Early Vote	0	0.00%	0	0.00%	1	0.07%	3	0.22%	1	0.07%	0	0.00%
Provisional	0	0.00%	0	0.00%	0	0.00%	0	0.00%	0	0.00%	0	0.00%
Total	2	0.10%	0	0.00%	2	0.10%	3	0.15%	1	0.05%	1	0.05%
07703												
Polling	0	0.00%	0	0.00%	0	0.00%	0	0.00%	0	0.00%	0	0.00%
Absentee	0	0.00%	0	0.00%	0	0.00%	0	0.00%	0	0.00%	0	0.00%
Early Vote	3	0.31%	0	0.00%	2	0.21%	1	0.10%	3	0.31%	0	0.00%
Provisional	0	0.00%	0	0.00%	0	0.00%	0	0.00%	0	0.00%	0	0.00%
Total	3	0.21%	0	0.00%	2	0.14%	1	0.07%	3	0.21%	0	0.00%
07803												
Polling	1	0.21%	0	0.00%	1	0.21%	0	0.00%	0	0.00%	1	0.21%
Absentee	0	0.00%	0	0.00%	0	0.00%	0	0.00%	0	0.00%	0	0.00%
Early Vote	4	0.38%	0	0.00%	1	0.09%	2	0.19%	0	0.00%	1	0.09%
Provisional	0	0.00%	0	0.00%	0	0.00%	0	0.00%	0	0.00%	0	0.00%
Total	5	0.32%	0	0.00%	2	0.13%	2	0.13%	0	0.00%	2	0.13%
07901												
Polling	2	0.30%	2	0.30%	3	0.46%	1	0.15%	4	0.61%	0	0.00%
Absentee	0	0.00%	0	0.00%	0	0.00%	0	0.00%	0	0.00%	0	0.00%
Early Vote	1	0.08%	0	0.00%	2	0.16%	1	0.08%	0	0.00%	1	0.08%
Provisional	0	0.00%	0	0.00%	0	0.00%	0	0.00%	0	0.00%	0	0.00%
Total	3	0.15%	2	0.10%	5	0.25%	2	0.10%	4	0.20%	1	0.05%
07902												
Polling	0	0.00%	0	0.00%	0	0.00%	0	0.00%	0	0.00%	0	0.00%
Absentee	0	0.00%	0	0.00%	0	0.00%	0	0.00%	0	0.00%	0	0.00%
Early Vote	4	0.37%	0	0.00%	1	0.09%	0	0.00%	0	0.00%	0	0.00%
Provisional	0	0.00%	0	0.00%	0	0.00%	0	0.00%	0	0.00%	0	0.00%
Total	4	0.25%	0	0.00%	1	0.06%	0	0.00%	0	0.00%	0	0.00%
07903												
Polling	0	0.00%	0	0.00%	2	0.29%	1	0.15%	0	0.00%	0	0.00%
Absentee	0	0.00%	0	0.00%	0	0.00%	0	0.00%	0	0.00%	0	0.00%
Early Vote	2	0.18%	0	0.00%	3	0.28%	1	0.09%	3	0.28%	0	0.00%
Provisional	0	0.00%	0	0.00%	0	0.00%	0	0.00%	0	0.00%	0	0.00%
Total	2	0.11%	0	0.00%	5	0.28%	2	0.11%	3	0.17%	0	0.00%
07907												

RETRIEVED FROM DEMOCRACYDOCKET.COM

Statement of Votes Cast
Shelby County, TN
State and Federal General Election _Municipal Elections
November 6, 2018
SOVC For Jurisdiction Wide, All Counters, All Races
Official Combined Results

	GOVERNOR											
	George B. Smith IV		Jeremy Stephenson		Tracy Tisdale		Mike Toews		Rick Tyler		Vinnie Vineyard	
Polling	0	0.00%	1	0.26%	0	0.00%	1	0.26%	1	0.26%	0	0.00%
Absentee	0	0.00%	0	0.00%	0	0.00%	0	0.00%	0	0.00%	0	0.00%
Early Vote	2	0.26%	0	0.00%	2	0.26%	0	0.00%	0	0.00%	0	0.00%
Provisional	0	0.00%	0	0.00%	0	0.00%	0	0.00%	0	0.00%	0	0.00%
Total	2	0.17%	1	0.09%	2	0.17%	1	0.09%	1	0.09%	0	0.00%
08002												
Polling	0	0.00%	0	0.00%	1	0.15%	1	0.15%	1	0.15%	0	0.00%
Absentee	0	0.00%	0	0.00%	0	0.00%	0	0.00%	0	0.00%	0	0.00%
Early Vote	0	0.00%	0	0.00%	2	0.13%	1	0.06%	0	0.00%	0	0.00%
Provisional	0	0.00%	0	0.00%	0	0.00%	0	0.00%	0	0.00%	0	0.00%
Total	0	0.00%	0	0.00%	3	0.13%	2	0.08%	1	0.04%	0	0.00%
08101												
Polling	0	0.00%	0	0.00%	0	0.00%	0	0.00%	0	0.00%	0	0.00%
Absentee	0	0.00%	0	0.00%	0	0.00%	0	0.00%	0	0.00%	0	0.00%
Early Vote	0	0.00%	0	0.00%	0	0.00%	0	0.00%	1	0.07%	0	0.00%
Provisional	0	0.00%	0	0.00%	0	0.00%	0	0.00%	0	0.00%	0	0.00%
Total	0	0.00%	0	0.00%	0	0.00%	0	0.00%	1	0.05%	0	0.00%
08103												
Polling	1	0.16%	0	0.00%	0	0.00%	0	0.00%	0	0.00%	0	0.00%
Absentee	0	0.00%	0	0.00%	0	0.00%	0	0.00%	0	0.00%	0	0.00%
Early Vote	0	0.00%	0	0.00%	0	0.00%	0	0.00%	0	0.00%	0	0.00%
Provisional	0	0.00%	0	0.00%	0	0.00%	0	0.00%	0	0.00%	0	0.00%
Total	1	0.05%	0	0.00%	0	0.00%	0	0.00%	0	0.00%	0	0.00%
08105												
Polling	0	0.00%	0	0.00%	1	0.18%	0	0.00%	0	0.00%	1	0.18%
Absentee	0	0.00%	0	0.00%	0	0.00%	0	0.00%	0	0.00%	0	0.00%
Early Vote	1	0.11%	0	0.00%	1	0.11%	0	0.00%	0	0.00%	0	0.00%
Provisional	0	0.00%	0	0.00%	0	0.00%	0	0.00%	0	0.00%	0	0.00%
Total	1	0.06%	0	0.00%	2	0.13%	0	0.00%	0	0.00%	1	0.06%
08107												
Polling	1	0.10%	0	0.00%	2	0.19%	0	0.00%	0	0.00%	2	0.19%
Absentee	0	0.00%	0	0.00%	0	0.00%	0	0.00%	0	0.00%	0	0.00%
Early Vote	1	0.07%	0	0.00%	1	0.07%	0	0.00%	2	0.13%	0	0.00%
Provisional	0	0.00%	0	0.00%	0	0.00%	0	0.00%	0	0.00%	0	0.00%
Total	2	0.08%	0	0.00%	3	0.11%	0	0.00%	2	0.08%	2	0.08%
08202												
Polling	0	0.00%	0	0.00%	2	0.92%	0	0.00%	0	0.00%	0	0.00%
Absentee	0	0.00%	0	0.00%	0	0.00%	0	0.00%	0	0.00%	0	0.00%
Early Vote	0	0.00%	0	0.00%	0	0.00%	0	0.00%	0	0.00%	0	0.00%
Provisional	0	0.00%	0	0.00%	0	0.00%	0	0.00%	0	0.00%	0	0.00%
Total	0	0.00%	0	0.00%	2	0.38%	0	0.00%	0	0.00%	0	0.00%
08300												
Polling	1	0.46%	0	0.00%	1	0.46%	0	0.00%	0	0.00%	0	0.00%
Absentee	0	0.00%	0	0.00%	0	0.00%	0	0.00%	0	0.00%	0	0.00%
Early Vote	0	0.00%	0	0.00%	0	0.00%	0	0.00%	1	0.37%	0	0.00%
Provisional	0	-	0	-	0	-	0	-	0	-	0	-
Total	1	0.20%	0	0.00%	1	0.20%	0	0.00%	1	0.20%	0	0.00%
08402												
Polling	0	0.00%	1	0.54%	1	0.54%	1	0.54%	0	0.00%	0	0.00%
Absentee	0	0.00%	0	0.00%	0	0.00%	0	0.00%	0	0.00%	0	0.00%
Early Vote	0	0.00%	0	0.00%	1	0.33%	1	0.33%	1	0.33%	0	0.00%
Provisional	0	0.00%	0	0.00%	0	0.00%	0	0.00%	0	0.00%	0	0.00%
Total	0	0.00%	1	0.20%	2	0.40%	2	0.40%	1	0.20%	0	0.00%
08600												
Polling	0	0.00%	0	0.00%	0	0.00%	1	0.17%	0	0.00%	0	0.00%
Absentee	0	0.00%	0	0.00%	0	0.00%	0	0.00%	0	0.00%	0	0.00%
Early Vote	0	0.00%	1	0.08%	0	0.00%	1	0.08%	1	0.08%	3	0.23%
Provisional	0	0.00%	0	0.00%	0	0.00%	0	0.00%	0	0.00%	0	0.00%

RETRIEVED FROM DEMOCRACYDOCKET.COM

Statement of Votes Cast
Shelby County, TN
State and Federal General Election _Municipal Elections
November 6, 2018
SOVC For Jurisdiction Wide, All Counters, All Races
Official Combined Results

	GOVERNOR											
	George B. Smith IV		Jeremy Stephenson		Tracy Tisdale		Mike Toews		Rick Tyler		Vinnie Vineyard	
Total	0	0.00%	1	0.05%	0	0.00%	2	0.10%	1	0.05%	3	0.16%
08702												
Polling	0	0.00%	0	0.00%	0	0.00%	0	0.00%	0	0.00%	1	0.21%
Absentee	0	0.00%	0	0.00%	0	0.00%	0	0.00%	0	0.00%	0	0.00%
Early Vote	2	0.23%	0	0.00%	1	0.11%	0	0.00%	0	0.00%	2	0.23%
Provisional	0	0.00%	0	0.00%	0	0.00%	0	0.00%	0	0.00%	0	0.00%
Total	2	0.15%	0	0.00%	1	0.07%	0	0.00%	0	0.00%	3	0.22%
08703												
Polling	0	0.00%	1	0.12%	3	0.36%	1	0.12%	0	0.00%	0	0.00%
Absentee	0	0.00%	0	0.00%	0	0.00%	0	0.00%	0	0.00%	0	0.00%
Early Vote	0	0.00%	0	0.00%	2	0.13%	0	0.00%	0	0.00%	0	0.00%
Provisional	0	0.00%	0	0.00%	0	0.00%	0	0.00%	0	0.00%	0	0.00%
Total	0	0.00%	1	0.04%	5	0.21%	1	0.04%	0	0.00%	0	0.00%
08704												
Polling	0	0.00%	0	0.00%	0	0.00%	0	0.00%	0	0.00%	0	0.00%
Absentee	0	0.00%	0	0.00%	0	0.00%	0	0.00%	0	0.00%	0	0.00%
Early Vote	0	0.00%	0	0.00%	1	0.09%	0	0.00%	0	0.00%	1	0.09%
Provisional	0	0.00%	0	0.00%	0	0.00%	0	0.00%	0	0.00%	0	0.00%
Total	0	0.00%	0	0.00%	1	0.06%	0	0.00%	0	0.00%	1	0.06%
08802												
Polling	0	0.00%	0	0.00%	0	0.00%	0	0.00%	0	0.00%	0	0.00%
Absentee	0	0.00%	0	0.00%	0	0.00%	0	0.00%	0	0.00%	0	0.00%
Early Vote	0	0.00%	0	0.00%	1	0.18%	0	0.00%	0	0.00%	0	0.00%
Provisional	0	0.00%	0	0.00%	0	0.00%	0	0.00%	0	0.00%	0	0.00%
Total	0	0.00%	0	0.00%	1	0.11%	0	0.00%	0	0.00%	0	0.00%
08803												
Polling	2	0.29%	0	0.00%	1	0.14%	1	0.14%	1	0.14%	1	0.14%
Absentee	0	0.00%	0	0.00%	0	0.00%	0	0.00%	0	0.00%	0	0.00%
Early Vote	1	0.12%	0	0.00%	2	0.24%	0	0.00%	0	0.00%	0	0.00%
Provisional	0	0.00%	0	0.00%	0	0.00%	0	0.00%	0	0.00%	0	0.00%
Total	3	0.19%	0	0.00%	3	0.19%	1	0.06%	1	0.06%	1	0.06%
08804												
Polling	1	0.29%	0	0.00%	2	0.57%	0	0.00%	0	0.00%	0	0.00%
Absentee	0	0.00%	0	0.00%	0	0.00%	0	0.00%	0	0.00%	0	0.00%
Early Vote	2	0.45%	0	0.00%	1	0.23%	0	0.00%	2	0.45%	0	0.00%
Provisional	0	0.00%	0	0.00%	0	0.00%	0	0.00%	0	0.00%	0	0.00%
Total	3	0.38%	0	0.00%	3	0.38%	0	0.00%	2	0.25%	0	0.00%
08901												
Polling	1	0.23%	0	0.00%	0	0.00%	2	0.45%	0	0.00%	0	0.00%
Absentee	0	0.00%	0	0.00%	0	0.00%	0	0.00%	0	0.00%	0	0.00%
Early Vote	0	0.00%	0	0.00%	0	0.00%	0	0.00%	0	0.00%	0	0.00%
Provisional	0	0.00%	0	0.00%	0	0.00%	0	0.00%	0	0.00%	0	0.00%
Total	1	0.10%	0	0.00%	0	0.00%	2	0.20%	0	0.00%	0	0.00%
08902												
Polling	0	0.00%	0	0.00%	3	0.40%	1	0.13%	0	0.00%	0	0.00%
Absentee	0	0.00%	0	0.00%	0	0.00%	0	0.00%	0	0.00%	0	0.00%
Early Vote	1	0.16%	0	0.00%	0	0.00%	0	0.00%	0	0.00%	1	0.16%
Provisional	0	0.00%	0	0.00%	0	0.00%	0	0.00%	0	0.00%	0	0.00%
Total	1	0.07%	0	0.00%	3	0.21%	1	0.07%	0	0.00%	1	0.07%
09002												
Polling	3	0.46%	1	0.15%	1	0.15%	4	0.62%	0	0.00%	0	0.00%
Absentee	0	0.00%	0	0.00%	0	0.00%	0	0.00%	0	0.00%	0	0.00%
Early Vote	0	0.00%	0	0.00%	2	0.23%	1	0.11%	2	0.23%	0	0.00%
Provisional	0	0.00%	0	0.00%	0	0.00%	0	0.00%	0	0.00%	0	0.00%
Total	3	0.19%	1	0.06%	3	0.19%	5	0.32%	2	0.13%	0	0.00%
09003												
Polling	0	0.00%	0	0.00%	0	0.00%	0	0.00%	0	0.00%	0	0.00%
Absentee	0	0.00%	0	0.00%	0	0.00%	0	0.00%	0	0.00%	0	0.00%

RETRIEVED FROM DEMOCRACYDOCKET.COM

Statement of Votes Cast
Shelby County, TN
State and Federal General Election _Municipal Elections
November 6, 2018
SOVC For Jurisdiction Wide, All Counters, All Races
Official Combined Results

	GOVERNOR											
	George B. Smith IV		Jeremy Stephenson		Tracy Tisdale		Mike Toews		Rick Tyler		Vinnie Vineyard	
Early Vote	3	0.34%	2	0.23%	1	0.11%	1	0.11%	0	0.00%	0	0.00%
Provisional	0	0.00%	0	0.00%	0	0.00%	0	0.00%	0	0.00%	0	0.00%
Total	3	0.21%	2	0.14%	1	0.07%	1	0.07%	0	0.00%	0	0.00%
09101												
Polling	0	0.00%	1	0.12%	2	0.25%	1	0.12%	1	0.12%	0	0.00%
Absentee	0	0.00%	0	0.00%	0	0.00%	0	0.00%	0	0.00%	0	0.00%
Early Vote	1	0.06%	0	0.00%	0	0.00%	0	0.00%	0	0.00%	0	0.00%
Provisional	0	0.00%	0	0.00%	0	0.00%	0	0.00%	0	0.00%	0	0.00%
Total	1	0.04%	1	0.04%	2	0.08%	1	0.04%	1	0.04%	0	0.00%
09102												
Polling	1	0.13%	0	0.00%	1	0.13%	0	0.00%	0	0.00%	0	0.00%
Absentee	0	0.00%	0	0.00%	0	0.00%	0	0.00%	0	0.00%	0	0.00%
Early Vote	0	0.00%	0	0.00%	3	0.19%	0	0.00%	0	0.00%	0	0.00%
Provisional	0	0.00%	0	0.00%	0	0.00%	0	0.00%	0	0.00%	0	0.00%
Total	1	0.04%	0	0.00%	4	0.17%	0	0.00%	0	0.00%	0	0.00%
09104												
Polling	0	0.00%	0	0.00%	3	0.36%	1	0.12%	0	0.00%	0	0.00%
Absentee	0	0.00%	0	0.00%	0	0.00%	0	0.00%	0	0.00%	0	0.00%
Early Vote	1	0.06%	0	0.00%	0	0.00%	0	0.00%	0	0.00%	0	0.00%
Provisional	0	0.00%	0	0.00%	0	0.00%	0	0.00%	0	0.00%	0	0.00%
Total	1	0.04%	0	0.00%	3	0.12%	1	0.04%	0	0.00%	0	0.00%
09201												
Polling	0	0.00%	0	0.00%	0	0.00%	0	0.00%	0	0.00%	1	0.37%
Absentee	0	0.00%	0	0.00%	0	0.00%	0	0.00%	0	0.00%	0	0.00%
Early Vote	1	0.28%	0	0.00%	0	0.00%	0	0.00%	0	0.00%	0	0.00%
Provisional	0	0.00%	0	0.00%	0	0.00%	1	33.33%	0	0.00%	0	0.00%
Total	1	0.16%	0	0.00%	0	0.00%	1	0.16%	0	0.00%	1	0.16%
09301												
Polling	0	0.00%	0	0.00%	0	0.00%	0	0.00%	0	0.00%	0	0.00%
Absentee	0	0.00%	0	0.00%	0	0.00%	0	0.00%	0	0.00%	0	0.00%
Early Vote	0	0.00%	1	0.15%	1	0.15%	1	0.15%	1	0.15%	0	0.00%
Provisional	0	0.00%	0	0.00%	0	0.00%	0	0.00%	0	0.00%	0	0.00%
Total	0	0.00%	1	0.08%	1	0.08%	1	0.08%	1	0.08%	0	0.00%
09303												
Polling	1	0.28%	0	0.00%	0	0.00%	0	0.00%	0	0.00%	0	0.00%
Absentee	0	0.00%	0	0.00%	0	0.00%	0	0.00%	0	0.00%	0	0.00%
Early Vote	0	0.00%	0	0.00%	0	0.00%	0	0.00%	0	0.00%	1	0.19%
Provisional	0	0.00%	0	0.00%	0	0.00%	0	0.00%	0	0.00%	0	0.00%
Total	1	0.10%	0	0.00%	0	0.00%	0	0.00%	0	0.00%	1	0.10%
09403												
Polling	1	0.14%	0	0.00%	2	0.27%	0	0.00%	1	0.14%	1	0.14%
Absentee	0	0.00%	0	0.00%	0	0.00%	0	0.00%	0	0.00%	0	0.00%
Early Vote	4	0.33%	0	0.00%	0	0.00%	1	0.08%	0	0.00%	0	0.00%
Provisional	0	0.00%	0	0.00%	0	0.00%	0	0.00%	0	0.00%	0	0.00%
Total	5	0.26%	0	0.00%	2	0.10%	1	0.05%	1	0.05%	1	0.05%
09406												
Polling	0	0.00%	0	0.00%	0	0.00%	1	0.20%	2	0.40%	0	0.00%
Absentee	0	0.00%	0	0.00%	0	0.00%	0	0.00%	0	0.00%	0	0.00%
Early Vote	0	0.00%	1	0.18%	0	0.00%	0	0.00%	1	0.18%	0	0.00%
Provisional	0	0.00%	0	0.00%	0	0.00%	0	0.00%	0	0.00%	0	0.00%
Total	0	0.00%	1	0.09%	0	0.00%	1	0.09%	3	0.28%	0	0.00%
09407												
Polling	1	0.10%	0	0.00%	2	0.21%	3	0.31%	3	0.31%	0	0.00%
Absentee	0	0.00%	0	0.00%	0	0.00%	0	0.00%	0	0.00%	0	0.00%
Early Vote	3	0.26%	1	0.09%	0	0.00%	1	0.09%	0	0.00%	1	0.09%
Provisional	0	-	0	-	0	-	0	-	0	-	0	-
Total	4	0.19%	1	0.05%	2	0.09%	4	0.19%	3	0.14%	1	0.05%
09408												

RETRIEVED FROM DEMOCRACYDOCKET.COM

Statement of Votes Cast
Shelby County, TN
State and Federal General Election _Municipal Elections
November 6, 2018
SOVC For Jurisdiction Wide, All Counters, All Races
Official Combined Results

	GOVERNOR											
	George B. Smith IV		Jeremy Stephenson		Tracy Tisdale		Mike Toews		Rick Tyler		Vinnie Vineyard	
Polling	1	0.16%	0	0.00%	1	0.16%	2	0.31%	1	0.16%	0	0.00%
Absentee	0	0.00%	0	0.00%	0	0.00%	0	0.00%	0	0.00%	0	0.00%
Early Vote	1	0.09%	0	0.00%	1	0.09%	1	0.09%	0	0.00%	0	0.00%
Provisional	0	0.00%	0	0.00%	0	0.00%	0	0.00%	0	0.00%	0	0.00%
Total	2	0.12%	0	0.00%	2	0.12%	3	0.17%	1	0.06%	0	0.00%
09501												
Polling	0	0.00%	0	0.00%	1	0.11%	1	0.11%	0	0.00%	0	0.00%
Absentee	0	0.00%	0	0.00%	0	0.00%	0	0.00%	0	0.00%	0	0.00%
Early Vote	2	0.17%	0	0.00%	2	0.17%	0	0.00%	0	0.00%	0	0.00%
Provisional	0	0.00%	0	0.00%	0	0.00%	0	0.00%	0	0.00%	0	0.00%
Total	2	0.10%	0	0.00%	3	0.15%	1	0.05%	0	0.00%	0	0.00%
09505												
Polling	0	0.00%	1	0.15%	0	0.00%	0	0.00%	0	0.00%	0	0.00%
Absentee	0	0.00%	0	0.00%	0	0.00%	0	0.00%	0	0.00%	0	0.00%
Early Vote	1	0.09%	0	0.00%	1	0.09%	0	0.00%	0	0.00%	0	0.00%
Provisional	0	0.00%	0	0.00%	0	0.00%	0	0.00%	0	0.00%	0	0.00%
Total	1	0.05%	1	0.05%	1	0.05%	0	0.00%	0	0.00%	0	0.00%
09506												
Polling	0	0.00%	0	0.00%	1	0.18%	0	0.00%	1	0.18%	1	0.18%
Absentee	0	0.00%	0	0.00%	0	0.00%	0	0.00%	0	0.00%	0	0.00%
Early Vote	0	0.00%	0	0.00%	0	0.00%	0	0.00%	0	0.00%	0	0.00%
Provisional	0	0.00%	0	0.00%	0	0.00%	0	0.00%	0	0.00%	0	0.00%
Total	0	0.00%	0	0.00%	1	0.06%	0	0.00%	1	0.06%	1	0.06%
09507												
Polling	0	0.00%	0	0.00%	0	0.00%	0	0.00%	0	0.00%	0	0.00%
Absentee	0	0.00%	0	0.00%	0	0.00%	0	0.00%	0	0.00%	0	0.00%
Early Vote	3	0.34%	1	0.11%	2	0.22%	0	0.00%	0	0.00%	0	0.00%
Provisional	0	0.00%	0	0.00%	0	0.00%	0	0.00%	0	0.00%	0	0.00%
Total	3	0.21%	1	0.07%	2	0.14%	0	0.00%	0	0.00%	0	0.00%
09508												
Polling	0	0.00%	0	0.00%	0	0.00%	0	0.00%	0	0.00%	0	0.00%
Absentee	0	0.00%	0	0.00%	0	0.00%	0	0.00%	0	0.00%	0	0.00%
Early Vote	1	0.06%	0	0.00%	2	0.11%	0	0.00%	0	0.00%	1	0.06%
Provisional	0	0.00%	0	0.00%	0	0.00%	0	0.00%	0	0.00%	0	0.00%
Total	1	0.04%	0	0.00%	2	0.08%	0	0.00%	0	0.00%	1	0.04%
09601												
Polling	2	0.29%	0	0.00%	0	0.00%	1	0.15%	0	0.00%	0	0.00%
Absentee	0	0.00%	0	0.00%	0	0.00%	0	0.00%	0	0.00%	0	0.00%
Early Vote	0	0.00%	0	0.00%	0	0.00%	0	0.00%	0	0.00%	0	0.00%
Provisional	0	0.00%	0	0.00%	0	0.00%	0	0.00%	0	0.00%	0	0.00%
Total	2	0.11%	0	0.00%	0	0.00%	1	0.06%	0	0.00%	0	0.00%
09602												
Polling	1	0.12%	0	0.00%	2	0.24%	0	0.00%	0	0.00%	0	0.00%
Absentee	0	0.00%	0	0.00%	0	0.00%	0	0.00%	0	0.00%	0	0.00%
Early Vote	1	0.07%	0	0.00%	1	0.07%	1	0.07%	0	0.00%	0	0.00%
Provisional	0	0.00%	0	0.00%	0	0.00%	0	0.00%	0	0.00%	0	0.00%
Total	2	0.09%	0	0.00%	3	0.13%	1	0.04%	0	0.00%	0	0.00%
ARL01												
Polling	0	0.00%	0	0.00%	1	0.09%	0	0.00%	0	0.00%	1	0.09%
Absentee	0	0.00%	0	0.00%	0	0.00%	0	0.00%	0	0.00%	0	0.00%
Early Vote	2	0.09%	0	0.00%	2	0.09%	0	0.00%	0	0.00%	0	0.00%
Provisional	0	0.00%	0	0.00%	0	0.00%	0	0.00%	0	0.00%	0	0.00%
Total	2	0.06%	0	0.00%	3	0.09%	0	0.00%	0	0.00%	1	0.03%
ARL02												
Polling	0	0.00%	0	0.00%	0	0.00%	0	0.00%	0	0.00%	1	0.19%
Absentee	0	0.00%	0	0.00%	0	0.00%	0	0.00%	0	0.00%	0	0.00%
Early Vote	0	0.00%	0	0.00%	0	0.00%	0	0.00%	0	0.00%	0	0.00%
Provisional	0	0.00%	0	0.00%	0	0.00%	0	0.00%	0	0.00%	0	0.00%

RETRIEVED FROM DEMOCRACYDOCKET.COM

Statement of Votes Cast
Shelby County, TN
State and Federal General Election _Municipal Elections
November 6, 2018
SOVC For Jurisdiction Wide, All Counters, All Races
Official Combined Results

	GOVERNOR											
	George B. Smith IV		Jeremy Stephenson		Tracy Tisdale		Mike Toews		Rick Tyler		Vinnie Vineyard	
Total	0	0.00%	0	0.00%	0	0.00%	0	0.00%	0	0.00%	1	0.06%
BAR03												
Polling	0	0.00%	0	0.00%	0	0.00%	0	0.00%	0	0.00%	0	0.00%
Absentee	0	0.00%	0	0.00%	0	0.00%	0	0.00%	0	0.00%	0	0.00%
Early Vote	0	0.00%	0	0.00%	0	0.00%	0	0.00%	0	0.00%	0	0.00%
Provisional	0	0.00%	0	0.00%	0	0.00%	0	0.00%	0	0.00%	0	0.00%
Total	0	0.00%	0	0.00%	0	0.00%	0	0.00%	0	0.00%	0	0.00%
BAR04												
Polling	0	0.00%	0	0.00%	0	0.00%	0	0.00%	1	0.14%	0	0.00%
Absentee	0	0.00%	0	0.00%	0	0.00%	0	0.00%	0	0.00%	0	0.00%
Early Vote	0	0.00%	0	0.00%	1	0.05%	0	0.00%	2	0.10%	0	0.00%
Provisional	0	0.00%	0	0.00%	0	0.00%	0	0.00%	0	0.00%	0	0.00%
Total	0	0.00%	0	0.00%	1	0.04%	0	0.00%	3	0.11%	0	0.00%
BAR05												
Polling	1	0.10%	0	0.00%	0	0.00%	0	0.00%	0	0.00%	0	0.00%
Absentee	0	0.00%	0	0.00%	0	0.00%	0	0.00%	0	0.00%	0	0.00%
Early Vote	0	0.00%	0	0.00%	1	0.06%	1	0.06%	0	0.00%	1	0.06%
Provisional	0	0.00%	0	0.00%	0	0.00%	0	0.00%	0	0.00%	0	0.00%
Total	1	0.04%	0	0.00%	1	0.04%	1	0.04%	0	0.00%	1	0.04%
BAR06												
Polling	0	0.00%	0	0.00%	0	0.00%	0	0.00%	0	0.00%	0	0.00%
Absentee	0	0.00%	0	0.00%	0	0.00%	0	0.00%	0	0.00%	0	0.00%
Early Vote	1	0.09%	0	0.00%	0	0.00%	0	0.00%	0	0.00%	0	0.00%
Provisional	0	0.00%	0	0.00%	0	0.00%	0	0.00%	0	0.00%	0	0.00%
Total	1	0.05%	0	0.00%	0	0.00%	0	0.00%	0	0.00%	0	0.00%
BAR08												
Polling	0	0.00%	0	0.00%	0	0.00%	0	0.00%	0	0.00%	0	0.00%
Absentee	0	0.00%	0	0.00%	0	0.00%	0	0.00%	0	0.00%	0	0.00%
Early Vote	1	0.04%	0	0.00%	0	0.00%	0	0.00%	0	0.00%	0	0.00%
Provisional	0	0.00%	0	0.00%	0	0.00%	0	0.00%	0	0.00%	0	0.00%
Total	1	0.03%	0	0.00%	0	0.00%	0	0.00%	0	0.00%	0	0.00%
BAR09												
Polling	0	0.00%	0	0.00%	0	0.00%	0	0.00%	1	0.12%	0	0.00%
Absentee	1	1.14%	0	0.00%	0	0.00%	0	0.00%	0	0.00%	0	0.00%
Early Vote	0	0.00%	0	0.00%	0	0.00%	0	0.00%	1	0.06%	0	0.00%
Provisional	0	0.00%	0	0.00%	0	0.00%	0	0.00%	0	0.00%	0	0.00%
Total	1	0.04%	0	0.00%	0	0.00%	0	0.00%	2	0.08%	0	0.00%
BAR11												
Polling	0	0.00%	0	0.00%	0	0.00%	0	0.00%	0	0.00%	0	0.00%
Absentee	1	1.64%	0	0.00%	0	0.00%	0	0.00%	0	0.00%	0	0.00%
Early Vote	0	0.00%	1	0.09%	0	0.00%	1	0.09%	0	0.00%	0	0.00%
Provisional	0	0.00%	0	0.00%	0	0.00%	0	0.00%	0	0.00%	0	0.00%
Total	1	0.06%	1	0.06%	0	0.00%	1	0.06%	0	0.00%	0	0.00%
BAR13												
Polling	1	0.10%	0	0.00%	1	0.10%	0	0.00%	0	0.00%	0	0.00%
Absentee	0	0.00%	0	0.00%	1	3.33%	0	0.00%	0	0.00%	0	0.00%
Early Vote	0	0.00%	0	0.00%	2	0.10%	0	0.00%	1	0.05%	0	0.00%
Provisional	0	0.00%	0	0.00%	0	0.00%	0	0.00%	0	0.00%	0	0.00%
Total	1	0.03%	0	0.00%	4	0.13%	0	0.00%	1	0.03%	0	0.00%
BRU01												
Polling	1	0.21%	0	0.00%	0	0.00%	0	0.00%	1	0.21%	0	0.00%
Absentee	0	0.00%	0	0.00%	0	0.00%	0	0.00%	0	0.00%	0	0.00%
Early Vote	0	0.00%	0	0.00%	1	0.09%	0	0.00%	1	0.09%	0	0.00%
Provisional	0	0.00%	0	0.00%	0	0.00%	0	0.00%	0	0.00%	0	0.00%
Total	1	0.06%	0	0.00%	1	0.06%	0	0.00%	2	0.12%	0	0.00%
BRU02												
Polling	0	0.00%	0	0.00%	2	0.21%	0	0.00%	1	0.10%	1	0.10%
Absentee	0	0.00%	0	0.00%	0	0.00%	0	0.00%	0	0.00%	0	0.00%

RETRIEVED FROM DEMOCRACYDOCKET.COM

Statement of Votes Cast
Shelby County, TN
State and Federal General Election _Municipal Elections
November 6, 2018
SOVC For Jurisdiction Wide, All Counters, All Races
Official Combined Results

	GOVERNOR											
	George B. Smith IV		Jeremy Stephenson		Tracy Tisdale		Mike Toews		Rick Tyler		Vinnie Vineyard	
Early Vote	2	0.11%	1	0.05%	1	0.05%	0	0.00%	1	0.05%	0	0.00%
Provisional	0	0.00%	0	0.00%	0	0.00%	0	0.00%	0	0.00%	0	0.00%
Total	2	0.07%	1	0.03%	3	0.10%	0	0.00%	2	0.07%	1	0.03%
COL01												
Polling	0	0.00%	0	0.00%	0	0.00%	0	0.00%	0	0.00%	1	0.11%
Absentee	0	0.00%	0	0.00%	0	0.00%	0	0.00%	0	0.00%	0	0.00%
Early Vote	0	0.00%	0	0.00%	0	0.00%	0	0.00%	0	0.00%	0	0.00%
Provisional	0	0.00%	0	0.00%	0	0.00%	0	0.00%	0	0.00%	0	0.00%
Total	0	0.00%	0	0.00%	0	0.00%	0	0.00%	0	0.00%	1	0.03%
COL02												
Polling	1	0.12%	0	0.00%	1	0.12%	0	0.00%	0	0.00%	0	0.00%
Absentee	0	0.00%	0	0.00%	0	0.00%	0	0.00%	0	0.00%	0	0.00%
Early Vote	0	0.00%	0	0.00%	2	0.11%	0	0.00%	1	0.06%	0	0.00%
Provisional	0	0.00%	0	0.00%	0	0.00%	0	0.00%	0	0.00%	0	0.00%
Total	1	0.04%	0	0.00%	3	0.11%	0	0.00%	1	0.04%	0	0.00%
COL03												
Polling	0	0.00%	0	0.00%	1	0.17%	0	0.00%	0	0.00%	0	0.00%
Absentee	0	0.00%	0	0.00%	0	0.00%	0	0.00%	0	0.00%	0	0.00%
Early Vote	0	0.00%	0	0.00%	0	0.00%	0	0.00%	0	0.00%	1	0.06%
Provisional	0	0.00%	0	0.00%	0	0.00%	0	0.00%	0	0.00%	0	0.00%
Total	0	0.00%	0	0.00%	1	0.04%	0	0.00%	0	0.00%	1	0.04%
COL04												
Polling	0	0.00%	1	0.14%	0	0.00%	0	0.00%	0	0.00%	1	0.14%
Absentee	0	0.00%	0	0.00%	0	0.00%	0	0.00%	0	0.00%	0	0.00%
Early Vote	0	0.00%	0	0.00%	1	0.05%	0	0.00%	0	0.00%	0	0.00%
Provisional	0	0.00%	0	0.00%	0	0.00%	0	0.00%	0	0.00%	0	0.00%
Total	0	0.00%	1	0.04%	1	0.04%	0	0.00%	0	0.00%	1	0.04%
COL05												
Polling	0	0.00%	0	0.00%	1	0.19%	0	0.00%	0	0.00%	0	0.00%
Absentee	0	0.00%	0	0.00%	0	0.00%	0	0.00%	0	0.00%	0	0.00%
Early Vote	0	0.00%	0	0.00%	0	0.00%	1	0.10%	0	0.00%	1	0.10%
Provisional	0	0.00%	0	0.00%	0	0.00%	0	0.00%	0	0.00%	0	0.00%
Total	0	0.00%	0	0.00%	1	0.07%	1	0.07%	0	0.00%	1	0.07%
COL06												
Polling	1	0.19%	0	0.00%	0	0.00%	0	0.00%	0	0.00%	0	0.00%
Absentee	0	0.00%	0	0.00%	0	0.00%	0	0.00%	0	0.00%	0	0.00%
Early Vote	1	0.06%	0	0.00%	0	0.00%	0	0.00%	0	0.00%	0	0.00%
Provisional	0	0.00%	0	0.00%	0	0.00%	0	0.00%	0	0.00%	0	0.00%
Total	2	0.09%	0	0.00%	0	0.00%	0	0.00%	0	0.00%	0	0.00%
COL07												
Polling	0	0.00%	0	0.00%	0	0.00%	0	0.00%	1	0.12%	0	0.00%
Absentee	0	0.00%	0	0.00%	0	0.00%	0	0.00%	0	0.00%	0	0.00%
Early Vote	1	0.07%	0	0.00%	2	0.13%	1	0.07%	1	0.07%	0	0.00%
Provisional	0	0.00%	0	0.00%	0	0.00%	0	0.00%	0	0.00%	0	0.00%
Total	1	0.04%	0	0.00%	2	0.08%	1	0.04%	2	0.08%	0	0.00%
COL08												
Polling	0	0.00%	0	0.00%	0	0.00%	0	0.00%	0	0.00%	0	0.00%
Absentee	0	0.00%	0	0.00%	0	0.00%	0	0.00%	0	0.00%	0	0.00%
Early Vote	0	0.00%	0	0.00%	0	0.00%	0	0.00%	0	0.00%	0	0.00%
Provisional	0	0.00%	0	0.00%	0	0.00%	0	0.00%	0	0.00%	0	0.00%
Total	0	0.00%	0	0.00%	0	0.00%	0	0.00%	0	0.00%	0	0.00%
COL09												
Polling	0	0.00%	0	0.00%	0	0.00%	0	0.00%	1	0.17%	0	0.00%
Absentee	0	0.00%	0	0.00%	0	0.00%	0	0.00%	0	0.00%	0	0.00%
Early Vote	0	0.00%	0	0.00%	0	0.00%	0	0.00%	0	0.00%	1	0.06%
Provisional	0	0.00%	0	0.00%	0	0.00%	0	0.00%	0	0.00%	0	0.00%
Total	0	0.00%	0	0.00%	0	0.00%	0	0.00%	1	0.04%	1	0.04%
COR03												

RETRIEVED FROM DEMOCRACYDOCKET.COM

Statement of Votes Cast
Shelby County, TN
State and Federal General Election _Municipal Elections
November 6, 2018
SOVC For Jurisdiction Wide, All Counters, All Races
Official Combined Results

	GOVERNOR											
	George B. Smith IV		Jeremy Stephenson		Tracy Tisdale		Mike Toews		Rick Tyler		Vinnie Vineyard	
Polling	0	0.00%	0	0.00%	3	0.31%	0	0.00%	1	0.10%	0	0.00%
Absentee	0	0.00%	0	0.00%	0	0.00%	0	0.00%	0	0.00%	0	0.00%
Early Vote	3	0.14%	1	0.05%	0	0.00%	2	0.09%	1	0.05%	1	0.05%
Provisional	0	0.00%	0	0.00%	0	0.00%	0	0.00%	0	0.00%	0	0.00%
Total	3	0.10%	1	0.03%	3	0.10%	2	0.06%	2	0.06%	1	0.03%
COR04												
Polling	0	0.00%	0	0.00%	0	0.00%	0	0.00%	0	0.00%	0	0.00%
Absentee	1	3.13%	0	0.00%	0	0.00%	0	0.00%	0	0.00%	0	0.00%
Early Vote	1	0.12%	1	0.12%	0	0.00%	0	0.00%	0	0.00%	0	0.00%
Provisional	0	0.00%	0	0.00%	0	0.00%	0	0.00%	0	0.00%	0	0.00%
Total	2	0.18%	1	0.09%	0	0.00%	0	0.00%	0	0.00%	0	0.00%
COR05												
Polling	0	0.00%	1	0.12%	3	0.36%	0	0.00%	0	0.00%	0	0.00%
Absentee	0	0.00%	0	0.00%	0	0.00%	0	0.00%	0	0.00%	0	0.00%
Early Vote	0	0.00%	1	0.10%	0	0.00%	0	0.00%	0	0.00%	0	0.00%
Provisional	0	0.00%	0	0.00%	0	0.00%	0	0.00%	0	0.00%	0	0.00%
Total	0	0.00%	2	0.11%	3	0.16%	0	0.00%	0	0.00%	0	0.00%
EAD00												
Polling	0	0.00%	0	0.00%	2	0.39%	0	0.00%	0	0.00%	0	0.00%
Absentee	0	0.00%	0	0.00%	0	0.00%	0	0.00%	0	0.00%	0	0.00%
Early Vote	0	0.00%	0	0.00%	0	0.00%	0	0.00%	0	0.00%	0	0.00%
Provisional	0	0.00%	0	0.00%	0	0.00%	0	0.00%	0	0.00%	0	0.00%
Total	0	0.00%	0	0.00%	2	0.16%	0	0.00%	0	0.00%	0	0.00%
FOR01												
Polling	2	0.41%	0	0.00%	0	0.00%	0	0.00%	0	0.00%	1	0.20%
Absentee	0	0.00%	0	0.00%	0	0.00%	0	0.00%	0	0.00%	0	0.00%
Early Vote	1	0.09%	1	0.09%	2	0.19%	0	0.00%	0	0.00%	0	0.00%
Provisional	0	0.00%	0	0.00%	0	0.00%	0	0.00%	0	0.00%	0	0.00%
Total	3	0.19%	1	0.06%	2	0.13%	0	0.00%	0	0.00%	1	0.06%
FOR02												
Polling	0	0.00%	0	0.00%	0	0.00%	0	0.00%	0	0.00%	0	0.00%
Absentee	0	0.00%	0	0.00%	0	0.00%	0	0.00%	0	0.00%	0	0.00%
Early Vote	0	0.00%	0	0.00%	0	0.00%	0	0.00%	0	0.00%	0	0.00%
Provisional	0	0.00%	0	0.00%	0	0.00%	0	0.00%	0	0.00%	0	0.00%
Total	0	0.00%	0	0.00%	0	0.00%	0	0.00%	0	0.00%	0	0.00%
FOR03												
Polling	0	0.00%	0	0.00%	2	0.25%	1	0.12%	0	0.00%	0	0.00%
Absentee	0	0.00%	0	0.00%	0	0.00%	0	0.00%	0	0.00%	0	0.00%
Early Vote	1	0.07%	0	0.00%	2	0.14%	2	0.14%	1	0.07%	0	0.00%
Provisional	0	0.00%	0	0.00%	0	0.00%	0	0.00%	0	0.00%	0	0.00%
Total	1	0.04%	0	0.00%	4	0.18%	3	0.13%	1	0.04%	0	0.00%
GER02												
Polling	0	0.00%	0	0.00%	0	0.00%	0	0.00%	1	0.13%	0	0.00%
Absentee	0	0.00%	0	0.00%	0	0.00%	0	0.00%	0	0.00%	0	0.00%
Early Vote	0	0.00%	0	0.00%	0	0.00%	0	0.00%	0	0.00%	0	0.00%
Provisional	0	0.00%	0	0.00%	0	0.00%	0	0.00%	0	0.00%	0	0.00%
Total	0	0.00%	0	0.00%	0	0.00%	0	0.00%	1	0.03%	0	0.00%
GER03												
Polling	0	0.00%	0	0.00%	0	0.00%	0	0.00%	0	0.00%	0	0.00%
Absentee	0	0.00%	0	0.00%	0	0.00%	0	0.00%	0	0.00%	0	0.00%
Early Vote	1	0.07%	1	0.07%	1	0.07%	0	0.00%	0	0.00%	0	0.00%
Provisional	0	0.00%	0	0.00%	0	0.00%	0	0.00%	0	0.00%	0	0.00%
Total	1	0.04%	1	0.04%	1	0.04%	0	0.00%	0	0.00%	0	0.00%
GER04												
Polling	1	0.11%	0	0.00%	0	0.00%	0	0.00%	0	0.00%	0	0.00%
Absentee	0	0.00%	0	0.00%	0	0.00%	0	0.00%	0	0.00%	0	0.00%
Early Vote	1	0.04%	0	0.00%	0	0.00%	2	0.09%	0	0.00%	0	0.00%
Provisional	0	0.00%	0	0.00%	0	0.00%	0	0.00%	0	0.00%	0	0.00%

RETRIEVED FROM DEMOCRACYDOCKET.COM

Statement of Votes Cast
Shelby County, TN
State and Federal General Election _Municipal Elections
November 6, 2018
SOVC For Jurisdiction Wide, All Counters, All Races
Official Combined Results

	GOVERNOR											
	George B. Smith IV		Jeremy Stephenson		Tracy Tisdale		Mike Toews		Rick Tyler		Vinnie Vineyard	
Total	2	0.06%	0	0.00%	0	0.00%	2	0.06%	0	0.00%	0	0.00%
GER05												
Polling	0	0.00%	0	0.00%	0	0.00%	0	0.00%	1	0.10%	0	0.00%
Absentee	0	0.00%	0	0.00%	0	0.00%	0	0.00%	0	0.00%	0	0.00%
Early Vote	0	0.00%	1	0.04%	0	0.00%	0	0.00%	0	0.00%	0	0.00%
Provisional	0	0.00%	0	0.00%	0	0.00%	0	0.00%	0	0.00%	0	0.00%
Total	0	0.00%	1	0.03%	0	0.00%	0	0.00%	1	0.03%	0	0.00%
GER06												
Polling	1	0.18%	0	0.00%	0	0.00%	0	0.00%	0	0.00%	0	0.00%
Absentee	1	2.38%	0	0.00%	0	0.00%	0	0.00%	0	0.00%	0	0.00%
Early Vote	0	0.00%	0	0.00%	0	0.00%	0	0.00%	0	0.00%	0	0.00%
Provisional	0	0.00%	0	0.00%	0	0.00%	0	0.00%	0	0.00%	0	0.00%
Total	2	0.11%	0	0.00%	0	0.00%	0	0.00%	0	0.00%	0	0.00%
GER08												
Polling	0	0.00%	0	0.00%	1	0.19%	0	0.00%	0	0.00%	0	0.00%
Absentee	0	0.00%	0	0.00%	0	0.00%	0	0.00%	0	0.00%	0	0.00%
Early Vote	0	0.00%	0	0.00%	0	0.00%	1	0.09%	0	0.00%	0	0.00%
Provisional	0	0.00%	0	0.00%	0	0.00%	0	0.00%	0	0.00%	0	0.00%
Total	0	0.00%	0	0.00%	1	0.06%	1	0.06%	0	0.00%	0	0.00%
GER10												
Polling	0	0.00%	0	0.00%	0	0.00%	0	0.00%	0	0.00%	1	0.17%
Absentee	1	1.09%	0	0.00%	0	0.00%	0	0.00%	0	0.00%	0	0.00%
Early Vote	0	0.00%	0	0.00%	0	0.00%	0	0.00%	0	0.00%	0	0.00%
Provisional	0	0.00%	0	0.00%	0	0.00%	0	0.00%	0	0.00%	0	0.00%
Total	1	0.04%	0	0.00%	0	0.00%	0	0.00%	0	0.00%	1	0.04%
GER11												
Polling	1	0.14%	0	0.00%	0	0.00%	0	0.00%	0	0.00%	0	0.00%
Absentee	0	0.00%	0	0.00%	0	0.00%	0	0.00%	0	0.00%	0	0.00%
Early Vote	1	0.05%	0	0.00%	2	0.09%	0	0.00%	0	0.00%	0	0.00%
Provisional	0	0.00%	0	0.00%	0	0.00%	0	0.00%	0	0.00%	0	0.00%
Total	2	0.07%	0	0.00%	2	0.07%	0	0.00%	0	0.00%	0	0.00%
GER12												
Polling	1	0.40%	0	0.00%	1	0.40%	0	0.00%	0	0.00%	0	0.00%
Absentee	0	0.00%	0	0.00%	0	0.00%	0	0.00%	0	0.00%	0	0.00%
Early Vote	0	0.00%	0	0.00%	0	0.00%	0	0.00%	0	0.00%	0	0.00%
Provisional	0	0.00%	0	0.00%	0	0.00%	0	0.00%	0	0.00%	0	0.00%
Total	1	0.10%	0	0.00%	1	0.10%	0	0.00%	0	0.00%	0	0.00%
LAK01												
Polling	0	0.00%	0	0.00%	0	0.00%	1	0.12%	0	0.00%	0	0.00%
Absentee	0	0.00%	0	0.00%	0	0.00%	0	0.00%	0	0.00%	0	0.00%
Early Vote	1	0.03%	0	0.00%	0	0.00%	0	0.00%	0	0.00%	0	0.00%
Provisional	0	0.00%	0	0.00%	0	0.00%	0	0.00%	0	0.00%	0	0.00%
Total	1	0.02%	0	0.00%	0	0.00%	1	0.02%	0	0.00%	0	0.00%
LAK02												
Polling	0	0.00%	0	0.00%	1	0.18%	0	0.00%	0	0.00%	0	0.00%
Absentee	0	0.00%	0	0.00%	0	0.00%	0	0.00%	0	0.00%	0	0.00%
Early Vote	0	0.00%	0	0.00%	1	0.12%	0	0.00%	0	0.00%	0	0.00%
Provisional	0	0.00%	0	0.00%	0	0.00%	0	0.00%	0	0.00%	0	0.00%
Total	0	0.00%	0	0.00%	2	0.14%	0	0.00%	0	0.00%	0	0.00%
LUC01												
Polling	0	0.00%	1	0.31%	2	0.62%	1	0.31%	0	0.00%	0	0.00%
Absentee	0	0.00%	0	0.00%	0	0.00%	0	0.00%	0	0.00%	0	0.00%
Early Vote	0	0.00%	0	0.00%	0	0.00%	1	0.21%	1	0.21%	0	0.00%
Provisional	0	0.00%	0	0.00%	0	0.00%	0	0.00%	0	0.00%	0	0.00%
Total	0	0.00%	1	0.12%	2	0.24%	2	0.24%	1	0.12%	0	0.00%
LUC03												
Polling	0	0.00%	0	0.00%	1	0.36%	0	0.00%	0	0.00%	0	0.00%
Absentee	0	0.00%	0	0.00%	0	0.00%	0	0.00%	0	0.00%	0	0.00%

RETRIEVED FROM DEMOCRACYDOCKET.COM

Statement of Votes Cast
Shelby County, TN
State and Federal General Election _Municipal Elections
November 6, 2018
SOVC For Jurisdiction Wide, All Counters, All Races
Official Combined Results

	GOVERNOR											
	George B. Smith IV		Jeremy Stephenson		Tracy Tisdale		Mike Toews		Rick Tyler		Vinnie Vineyard	
Early Vote	0	0.00%	0	0.00%	0	0.00%	1	0.20%	0	0.00%	0	0.00%
Provisional	0	0.00%	0	0.00%	0	0.00%	0	0.00%	0	0.00%	0	0.00%
Total	0	0.00%	0	0.00%	1	0.13%	1	0.13%	0	0.00%	0	0.00%
MCC00												
Polling	1	0.25%	1	0.25%	1	0.25%	0	0.00%	1	0.25%	0	0.00%
Absentee	0	0.00%	0	0.00%	0	0.00%	0	0.00%	0	0.00%	0	0.00%
Early Vote	0	0.00%	0	0.00%	2	0.34%	0	0.00%	0	0.00%	0	0.00%
Provisional	0	0.00%	0	0.00%	0	0.00%	0	0.00%	0	0.00%	0	0.00%
Total	1	0.10%	1	0.10%	3	0.30%	0	0.00%	1	0.10%	0	0.00%
MIL01												
Polling	0	0.00%	0	0.00%	0	0.00%	1	0.15%	0	0.00%	0	0.00%
Absentee	0	0.00%	0	0.00%	0	0.00%	0	0.00%	0	0.00%	0	0.00%
Early Vote	1	0.05%	0	0.00%	1	0.05%	0	0.00%	2	0.10%	0	0.00%
Provisional	0	0.00%	0	0.00%	0	0.00%	0	0.00%	0	0.00%	0	0.00%
Total	1	0.04%	0	0.00%	1	0.04%	1	0.04%	2	0.08%	0	0.00%
MIL02												
Polling	0	0.00%	0	0.00%	0	0.00%	0	0.00%	0	0.00%	0	0.00%
Absentee	0	0.00%	0	0.00%	0	0.00%	0	0.00%	0	0.00%	0	0.00%
Early Vote	2	0.11%	0	0.00%	1	0.06%	0	0.00%	1	0.06%	0	0.00%
Provisional	0	0.00%	0	0.00%	0	0.00%	0	0.00%	0	0.00%	0	0.00%
Total	2	0.08%	0	0.00%	1	0.04%	0	0.00%	1	0.04%	0	0.00%
MOR01												
Polling	0	0.00%	2	0.20%	3	0.30%	1	0.10%	1	0.10%	0	0.00%
Absentee	0	0.00%	0	0.00%	0	0.00%	0	0.00%	0	0.00%	0	0.00%
Early Vote	0	0.00%	2	0.10%	1	0.05%	0	0.00%	1	0.05%	0	0.00%
Provisional	0	0.00%	0	0.00%	0	0.00%	0	0.00%	0	0.00%	0	0.00%
Total	0	0.00%	4	0.13%	4	0.13%	1	0.03%	2	0.07%	0	0.00%
MOR02												
Polling	0	0.00%	0	0.00%	0	0.00%	0	0.00%	0	0.00%	0	0.00%
Absentee	0	0.00%	0	0.00%	0	0.00%	0	0.00%	0	0.00%	0	0.00%
Early Vote	1	0.09%	0	0.00%	0	0.00%	0	0.00%	0	0.00%	0	0.00%
Provisional	0	0.00%	0	0.00%	0	0.00%	0	0.00%	0	0.00%	0	0.00%
Total	1	0.06%	0	0.00%	0	0.00%	0	0.00%	0	0.00%	0	0.00%
ROS05												
Polling	1	0.14%	1	0.14%	2	0.28%	0	0.00%	0	0.00%	1	0.14%
Absentee	0	0.00%	0	0.00%	0	0.00%	0	0.00%	0	0.00%	0	0.00%
Early Vote	1	0.07%	0	0.00%	0	0.00%	0	0.00%	0	0.00%	0	0.00%
Provisional	0	0.00%	0	0.00%	0	0.00%	0	0.00%	0	0.00%	0	0.00%
Total	2	0.09%	1	0.05%	2	0.09%	0	0.00%	0	0.00%	1	0.05%
ROS13												
Polling	0	0.00%	1	0.09%	2	0.19%	1	0.09%	1	0.09%	0	0.00%
Absentee	0	0.00%	0	0.00%	0	0.00%	0	0.00%	0	0.00%	0	0.00%
Early Vote	0	0.00%	0	0.00%	2	0.13%	2	0.13%	0	0.00%	0	0.00%
Provisional	0	0.00%	0	0.00%	0	0.00%	0	0.00%	0	0.00%	0	0.00%
Total	0	0.00%	1	0.04%	4	0.15%	3	0.11%	1	0.04%	0	0.00%
ROS14												
Polling	2	0.28%	0	0.00%	0	0.00%	0	0.00%	0	0.00%	0	0.00%
Absentee	0	0.00%	0	0.00%	0	0.00%	0	0.00%	0	0.00%	0	0.00%
Early Vote	0	0.00%	1	0.08%	1	0.08%	0	0.00%	0	0.00%	1	0.08%
Provisional	0	0.00%	0	0.00%	0	0.00%	0	0.00%	0	0.00%	0	0.00%
Total	2	0.10%	1	0.05%	1	0.05%	0	0.00%	0	0.00%	1	0.05%
ROS15												
Polling	1	0.16%	1	0.16%	2	0.32%	0	0.00%	0	0.00%	0	0.00%
Absentee	0	0.00%	0	0.00%	0	0.00%	0	0.00%	0	0.00%	0	0.00%
Early Vote	1	0.11%	0	0.00%	1	0.11%	0	0.00%	0	0.00%	0	0.00%
Provisional	0	0.00%	0	0.00%	0	0.00%	0	0.00%	0	0.00%	0	0.00%
Total	2	0.13%	1	0.07%	3	0.20%	0	0.00%	0	0.00%	0	0.00%
ROS16												

RETRIEVED FROM DEMOCRACYDOCKET.COM

Statement of Votes Cast
Shelby County, TN
State and Federal General Election _Municipal Elections
November 6, 2018
SOVC For Jurisdiction Wide, All Counters, All Races
Official Combined Results

	GOVERNOR											
	George B. Smith IV		Jeremy Stephenson		Tracy Tisdale		Mike Toews		Rick Tyler		Vinnie Vineyard	
Polling	0	0.00%	0	0.00%	1	0.09%	0	0.00%	0	0.00%	0	0.00%
Absentee	0	0.00%	0	0.00%	0	0.00%	0	0.00%	0	0.00%	0	0.00%
Early Vote	0	0.00%	0	0.00%	1	0.06%	0	0.00%	0	0.00%	1	0.06%
Provisional	0	0.00%	0	0.00%	0	0.00%	0	0.00%	0	0.00%	0	0.00%
Total	0	0.00%	0	0.00%	2	0.07%	0	0.00%	0	0.00%	1	0.03%
STE00												
Polling	1	0.13%	0	0.00%	0	0.00%	1	0.13%	0	0.00%	0	0.00%
Absentee	0	0.00%	0	0.00%	0	0.00%	0	0.00%	0	0.00%	0	0.00%
Early Vote	2	0.11%	0	0.00%	2	0.11%	0	0.00%	0	0.00%	1	0.06%
Provisional	0	0.00%	0	0.00%	0	0.00%	0	0.00%	0	0.00%	0	0.00%
Total	3	0.12%	0	0.00%	2	0.08%	1	0.04%	0	0.00%	1	0.04%
Total												
Polling	99	0.10%	44	0.04%	130	0.13%	65	0.06%	61	0.06%	40	0.04%
Absentee	5	0.12%	0	0.00%	3	0.07%	0	0.00%	0	0.00%	0	0.00%
Early Vote	148	0.08%	38	0.02%	147	0.08%	61	0.03%	76	0.04%	35	0.02%
Provisional	0	0.00%	1	0.10%	0	0.00%	1	0.10%	0	0.00%	0	0.00%
Total	252	0.09%	83	0.03%	280	0.10%	127	0.04%	137	0.05%	75	0.03%

RETRIEVED FROM DEMOCRACYDOCKET.COM

Statement of Votes Cast
Shelby County, TN
State and Federal General Election _Municipal Elections
November 6, 2018
SOVC For Jurisdiction Wide, All Counters, All Races
Official Combined Results

	GOVERNOR									
	Jaron D. Weidner		Patrick Whitlock		Joe B. Wilmoth		Mark Wright		Write-In Votes	
Jurisdiction Wide										
00100										
Polling	0	0.00%	0	0.00%	1	0.09%	2	0.19%	1	0.09%
Absentee	0	0.00%	0	0.00%	0	0.00%	0	0.00%	0	0.00%
Early Vote	1	0.07%	0	0.00%	1	0.07%	2	0.14%	0	0.00%
Provisional	0	0.00%	0	0.00%	0	0.00%	1	3.45%	0	0.00%
Total	1	0.04%	0	0.00%	2	0.08%	5	0.19%	1	0.04%
00200										
Polling	0	0.00%	0	0.00%	0	0.00%	0	0.00%	0	0.00%
Absentee	0	0.00%	0	0.00%	0	0.00%	0	0.00%	0	0.00%
Early Vote	1	0.06%	0	0.00%	0	0.00%	2	0.13%	0	0.00%
Provisional	0	0.00%	0	0.00%	0	0.00%	0	0.00%	0	0.00%
Total	1	0.04%	0	0.00%	0	0.00%	2	0.08%	0	0.00%
01100										
Polling	0	0.00%	0	0.00%	0	0.00%	0	0.00%	2	0.52%
Absentee	0	0.00%	0	0.00%	0	0.00%	0	0.00%	0	0.00%
Early Vote	0	0.00%	0	0.00%	1	0.21%	0	0.00%	0	0.00%
Provisional	0	0.00%	0	0.00%	0	0.00%	0	0.00%	0	0.00%
Total	0	0.00%	0	0.00%	1	0.11%	0	0.00%	2	0.23%
01200										
Polling	0	0.00%	0	0.00%	1	0.58%	1	0.58%	0	0.00%
Absentee	0	0.00%	0	0.00%	0	0.00%	0	0.00%	0	0.00%
Early Vote	0	0.00%	0	0.00%	0	0.00%	0	0.00%	1	0.36%
Provisional	0	0.00%	0	0.00%	0	0.00%	1	100.00%	0	0.00%
Total	0	0.00%	0	0.00%	1	0.21%	2	0.41%	1	0.21%
01300										
Polling	0	0.00%	1	0.27%	1	0.27%	1	0.27%	0	0.00%
Absentee	0	0.00%	0	0.00%	0	0.00%	0	0.00%	0	0.00%
Early Vote	0	0.00%	1	0.31%	0	0.00%	3	0.92%	1	0.31%
Provisional	0	0.00%	0	0.00%	0	0.00%	0	0.00%	0	0.00%
Total	0	0.00%	2	0.28%	1	0.14%	4	0.56%	1	0.14%
01601										
Polling	0	0.00%	0	0.00%	0	0.00%	0	0.00%	1	0.10%
Absentee	0	0.00%	1	2.22%	0	0.00%	0	0.00%	0	0.00%
Early Vote	0	0.00%	0	0.00%	0	0.00%	0	0.00%	1	0.06%
Provisional	0	0.00%	0	0.00%	0	0.00%	0	0.00%	0	0.00%
Total	0	0.00%	1	0.04%	0	0.00%	0	0.00%	2	0.07%
01603										
Polling	1	0.20%	1	0.20%	0	0.00%	0	0.00%	0	0.00%
Absentee	0	0.00%	0	0.00%	0	0.00%	0	0.00%	0	0.00%
Early Vote	1	0.09%	0	0.00%	0	0.00%	0	0.00%	1	0.09%
Provisional	0	0.00%	0	0.00%	0	0.00%	0	0.00%	0	0.00%
Total	2	0.12%	1	0.06%	0	0.00%	0	0.00%	1	0.06%
01700										
Polling	0	0.00%	0	0.00%	0	0.00%	0	0.00%	0	0.00%
Absentee	0	0.00%	0	0.00%	0	0.00%	0	0.00%	0	0.00%
Early Vote	0	0.00%	0	0.00%	0	0.00%	0	0.00%	0	0.00%
Provisional	0	0.00%	0	0.00%	0	0.00%	0	0.00%	0	0.00%
Total	0	0.00%	0	0.00%	0	0.00%	0	0.00%	0	0.00%
02001										
Polling	0	0.00%	1	0.12%	0	0.00%	0	0.00%	0	0.00%
Absentee	0	0.00%	0	0.00%	0	0.00%	0	0.00%	0	0.00%
Early Vote	0	0.00%	1	0.08%	0	0.00%	1	0.08%	0	0.00%
Provisional	0	0.00%	0	0.00%	0	0.00%	0	0.00%	0	0.00%
Total	0	0.00%	2	0.09%	0	0.00%	1	0.05%	0	0.00%
02003										
Polling	0	0.00%	1	0.15%	0	0.00%	2	0.29%	0	0.00%
Absentee	0	0.00%	0	0.00%	0	0.00%	0	0.00%	0	0.00%

RETRIEVED FROM DEMOCRACYDOCKET.COM

Statement of Votes Cast
Shelby County, TN
State and Federal General Election _Municipal Elections
November 6, 2018
SOVC For Jurisdiction Wide, All Counters, All Races
Official Combined Results

	GOVERNOR									
	Jaron D. Weidner		Patrick Whitlock		Joe B. Wilmoth		Mark Wright		Write-In Votes	
Early Vote	0	0.00%	1	0.10%	0	0.00%	1	0.10%	0	0.00%
Provisional	0	0.00%	0	0.00%	0	0.00%	0	0.00%	0	0.00%
Total	0	0.00%	2	0.12%	0	0.00%	3	0.18%	0	0.00%
02100										
Polling	0	0.00%	3	0.66%	0	0.00%	1	0.22%	1	0.22%
Absentee	0	0.00%	0	0.00%	0	0.00%	0	0.00%	0	0.00%
Early Vote	0	0.00%	1	0.15%	0	0.00%	3	0.44%	0	0.00%
Provisional	0	0.00%	0	0.00%	0	0.00%	0	0.00%	0	0.00%
Total	0	0.00%	4	0.35%	0	0.00%	4	0.35%	1	0.09%
02600										
Polling	0	0.00%	0	0.00%	1	0.21%	1	0.21%	0	0.00%
Absentee	0	0.00%	0	0.00%	0	0.00%	0	0.00%	0	0.00%
Early Vote	0	0.00%	1	0.16%	1	0.16%	2	0.33%	2	0.33%
Provisional	0	0.00%	0	0.00%	0	0.00%	0	0.00%	0	0.00%
Total	0	0.00%	1	0.09%	2	0.18%	3	0.27%	2	0.18%
02800										
Polling	0	0.00%	0	0.00%	0	0.00%	0	0.00%	0	0.00%
Absentee	0	0.00%	0	0.00%	0	0.00%	0	0.00%	0	0.00%
Early Vote	0	0.00%	0	0.00%	0	0.00%	1	0.12%	0	0.00%
Provisional	0	0.00%	0	0.00%	0	0.00%	0	0.00%	0	0.00%
Total	0	0.00%	0	0.00%	0	0.00%	1	0.08%	0	0.00%
03102										
Polling	0	0.00%	1	0.21%	1	0.21%	0	0.00%	4	0.85%
Absentee	0	0.00%	0	0.00%	0	0.00%	0	0.00%	0	0.00%
Early Vote	0	0.00%	0	0.00%	0	0.00%	0	0.00%	1	0.12%
Provisional	0	0.00%	0	0.00%	0	0.00%	0	0.00%	0	0.00%
Total	0	0.00%	1	0.07%	1	0.07%	0	0.00%	5	0.37%
03104										
Polling	1	0.20%	0	0.00%	0	0.00%	0	0.00%	0	0.00%
Absentee	0	0.00%	0	0.00%	0	0.00%	0	0.00%	0	0.00%
Early Vote	0	0.00%	1	0.10%	1	0.10%	1	0.10%	0	0.00%
Provisional	0	0.00%	0	0.00%	0	0.00%	0	0.00%	0	0.00%
Total	1	0.06%	1	0.06%	1	0.06%	1	0.06%	0	0.00%
03300										
Polling	1	0.39%	0	0.00%	0	0.00%	1	0.39%	0	0.00%
Absentee	0	0.00%	0	0.00%	0	0.00%	0	0.00%	0	0.00%
Early Vote	0	0.00%	0	0.00%	1	0.38%	1	0.38%	0	0.00%
Provisional	0	0.00%	0	0.00%	0	0.00%	0	0.00%	0	0.00%
Total	1	0.19%	0	0.00%	1	0.19%	2	0.38%	0	0.00%
03402										
Polling	0	0.00%	0	0.00%	0	0.00%	0	0.00%	0	0.00%
Absentee	0	0.00%	0	0.00%	0	0.00%	0	0.00%	0	0.00%
Early Vote	0	0.00%	0	0.00%	1	0.25%	2	0.51%	1	0.25%
Provisional	0	0.00%	0	0.00%	0	0.00%	0	0.00%	0	0.00%
Total	0	0.00%	0	0.00%	1	0.14%	2	0.28%	1	0.14%
03601										
Polling	0	0.00%	0	0.00%	0	0.00%	0	0.00%	1	0.16%
Absentee	0	0.00%	0	0.00%	0	0.00%	0	0.00%	0	0.00%
Early Vote	0	0.00%	0	0.00%	0	0.00%	0	0.00%	0	0.00%
Provisional	0	0.00%	0	0.00%	0	0.00%	0	0.00%	0	0.00%
Total	0	0.00%	0	0.00%	0	0.00%	0	0.00%	1	0.06%
03602										
Polling	0	0.00%	0	0.00%	1	0.18%	0	0.00%	0	0.00%
Absentee	0	0.00%	0	0.00%	0	0.00%	0	0.00%	0	0.00%
Early Vote	1	0.13%	0	0.00%	0	0.00%	2	0.26%	1	0.13%
Provisional	0	0.00%	0	0.00%	0	0.00%	0	0.00%	0	0.00%
Total	1	0.08%	0	0.00%	1	0.08%	2	0.15%	1	0.08%
03700										

RETRIEVED FROM DEMOCRACYDOCKET.COM

Statement of Votes Cast
Shelby County, TN
State and Federal General Election _Municipal Elections
November 6, 2018
SOVC For Jurisdiction Wide, All Counters, All Races
Official Combined Results

	GOVERNOR									
	Jaron D. Weidner		Patrick Whitlock		Joe B. Wilmoth		Mark Wright		Write-In Votes	
Polling	1	0.19%	0	0.00%	0	0.00%	1	0.19%	0	0.00%
Absentee	0	0.00%	0	0.00%	0	0.00%	0	0.00%	0	0.00%
Early Vote	0	0.00%	1	0.20%	0	0.00%	3	0.61%	0	0.00%
Provisional	0	0.00%	0	0.00%	0	0.00%	0	0.00%	0	0.00%
Total	1	0.10%	1	0.10%	0	0.00%	4	0.39%	0	0.00%
04103										
Polling	2	0.37%	0	0.00%	1	0.19%	3	0.56%	0	0.00%
Absentee	0	0.00%	0	0.00%	0	0.00%	0	0.00%	0	0.00%
Early Vote	1	0.14%	0	0.00%	0	0.00%	3	0.43%	0	0.00%
Provisional	0	0.00%	0	0.00%	0	0.00%	0	0.00%	0	0.00%
Total	3	0.23%	0	0.00%	1	0.08%	6	0.47%	0	0.00%
04201										
Polling	0	0.00%	0	0.00%	1	0.18%	1	0.18%	2	0.35%
Absentee	0	0.00%	0	0.00%	0	0.00%	0	0.00%	0	0.00%
Early Vote	0	0.00%	2	0.35%	0	0.00%	5	0.87%	1	0.17%
Provisional	0	0.00%	0	0.00%	0	0.00%	0	0.00%	0	0.00%
Total	0	0.00%	2	0.17%	1	0.09%	6	0.52%	3	0.26%
04401										
Polling	0	0.00%	1	0.13%	0	0.00%	0	0.00%	0	0.00%
Absentee	0	0.00%	0	0.00%	0	0.00%	0	0.00%	0	0.00%
Early Vote	0	0.00%	1	0.06%	0	0.00%	1	0.06%	1	0.06%
Provisional	0	0.00%	0	0.00%	0	0.00%	0	0.00%	0	0.00%
Total	0	0.00%	2	0.08%	0	0.00%	1	0.04%	1	0.04%
04405										
Polling	0	0.00%	1	0.23%	0	0.00%	0	0.00%	0	0.00%
Absentee	0	0.00%	0	0.00%	0	0.00%	0	0.00%	0	0.00%
Early Vote	0	0.00%	1	0.11%	0	0.00%	1	0.11%	0	0.00%
Provisional	0	0.00%	0	0.00%	0	0.00%	0	0.00%	0	0.00%
Total	0	0.00%	2	0.14%	0	0.00%	1	0.07%	0	0.00%
04502										
Polling	1	0.14%	0	0.00%	1	0.14%	0	0.00%	0	0.00%
Absentee	0	0.00%	0	0.00%	0	0.00%	0	0.00%	0	0.00%
Early Vote	0	0.00%	0	0.00%	1	0.10%	3	0.29%	1	0.10%
Provisional	0	0.00%	0	0.00%	0	0.00%	0	0.00%	0	0.00%
Total	1	0.06%	0	0.00%	2	0.11%	3	0.17%	1	0.06%
04504										
Polling	0	0.00%	0	0.00%	2	0.19%	0	0.00%	1	0.10%
Absentee	0	0.00%	0	0.00%	0	0.00%	0	0.00%	0	0.00%
Early Vote	0	0.00%	0	0.00%	1	0.05%	1	0.05%	0	0.00%
Provisional	0	0.00%	0	0.00%	0	0.00%	0	0.00%	0	0.00%
Total	0	0.00%	0	0.00%	3	0.10%	1	0.03%	1	0.03%
04602										
Polling	1	0.13%	1	0.13%	0	0.00%	0	0.00%	1	0.13%
Absentee	0	0.00%	0	0.00%	0	0.00%	0	0.00%	0	0.00%
Early Vote	1	0.07%	1	0.07%	0	0.00%	0	0.00%	1	0.07%
Provisional	0	0.00%	0	0.00%	0	0.00%	0	0.00%	0	0.00%
Total	2	0.09%	2	0.09%	0	0.00%	0	0.00%	2	0.09%
04700										
Polling	1	0.16%	0	0.00%	1	0.16%	0	0.00%	0	0.00%
Absentee	0	0.00%	0	0.00%	0	0.00%	0	0.00%	0	0.00%
Early Vote	0	0.00%	0	0.00%	0	0.00%	4	0.52%	1	0.13%
Provisional	0	0.00%	0	0.00%	0	0.00%	0	0.00%	0	0.00%
Total	1	0.07%	0	0.00%	1	0.07%	4	0.29%	1	0.07%
04900										
Polling	0	0.00%	1	0.16%	0	0.00%	1	0.16%	0	0.00%
Absentee	0	0.00%	0	0.00%	0	0.00%	0	0.00%	0	0.00%
Early Vote	0	0.00%	0	0.00%	2	0.25%	3	0.37%	1	0.12%
Provisional	0	0.00%	0	0.00%	0	0.00%	0	0.00%	0	0.00%

RETRIEVED FROM DEMOCRACYDOCKET.COM

Statement of Votes Cast
Shelby County, TN
State and Federal General Election _Municipal Elections
November 6, 2018
SOVC For Jurisdiction Wide, All Counters, All Races
Official Combined Results

	GOVERNOR									
	Jaron D. Weidner		Patrick Whitlock		Joe B. Wilmoth		Mark Wright		Write-In Votes	
Total	0	0.00%	1	0.07%	2	0.14%	4	0.28%	1	0.07%
05001										
Polling	0	0.00%	1	0.45%	0	0.00%	0	0.00%	0	0.00%
Absentee	0	0.00%	0	0.00%	0	0.00%	0	0.00%	0	0.00%
Early Vote	0	0.00%	0	0.00%	0	0.00%	1	0.27%	0	0.00%
Provisional	0	0.00%	0	0.00%	0	0.00%	0	0.00%	0	0.00%
Total	0	0.00%	1	0.17%	0	0.00%	1	0.17%	0	0.00%
05002										
Polling	1	0.29%	0	0.00%	0	0.00%	0	0.00%	0	0.00%
Absentee	0	0.00%	0	0.00%	0	0.00%	0	0.00%	0	0.00%
Early Vote	0	0.00%	0	0.00%	2	0.32%	2	0.32%	0	0.00%
Provisional	0	0.00%	0	0.00%	0	0.00%	0	0.00%	0	0.00%
Total	1	0.10%	0	0.00%	2	0.20%	2	0.20%	0	0.00%
05201										
Polling	0	0.00%	0	0.00%	0	0.00%	0	0.00%	0	0.00%
Absentee	0	0.00%	0	0.00%	0	0.00%	0	0.00%	0	0.00%
Early Vote	0	0.00%	1	0.25%	0	0.00%	1	0.25%	0	0.00%
Provisional	0	0.00%	0	0.00%	0	0.00%	0	0.00%	0	0.00%
Total	0	0.00%	1	0.13%	0	0.00%	1	0.13%	0	0.00%
05301										
Polling	1	0.15%	1	0.15%	0	0.00%	1	0.15%	2	0.31%
Absentee	0	0.00%	0	0.00%	0	0.00%	0	0.00%	0	0.00%
Early Vote	2	0.32%	0	0.00%	0	0.00%	2	0.32%	0	0.00%
Provisional	0	0.00%	0	0.00%	0	0.00%	0	0.00%	0	0.00%
Total	3	0.23%	1	0.08%	0	0.00%	3	0.23%	2	0.16%
05400										
Polling	0	0.00%	0	0.00%	0	0.00%	4	0.47%	1	0.12%
Absentee	0	0.00%	0	0.00%	0	0.00%	0	0.00%	0	0.00%
Early Vote	1	0.08%	0	0.00%	0	0.00%	0	0.00%	0	0.00%
Provisional	0	0.00%	0	0.00%	0	0.00%	0	0.00%	0	0.00%
Total	1	0.05%	0	0.00%	0	0.00%	4	0.19%	1	0.05%
05502										
Polling	0	0.00%	0	0.00%	0	0.00%	1	0.14%	0	0.00%
Absentee	0	0.00%	0	0.00%	0	0.00%	0	0.00%	0	0.00%
Early Vote	0	0.00%	0	0.00%	0	0.00%	0	0.00%	1	0.06%
Provisional	0	0.00%	0	0.00%	0	0.00%	0	0.00%	0	0.00%
Total	0	0.00%	0	0.00%	0	0.00%	1	0.04%	1	0.04%
05700										
Polling	0	0.00%	0	0.00%	0	0.00%	0	0.00%	2	0.26%
Absentee	0	0.00%	0	0.00%	0	0.00%	0	0.00%	0	0.00%
Early Vote	1	0.04%	0	0.00%	0	0.00%	0	0.00%	1	0.04%
Provisional	0	0.00%	0	0.00%	0	0.00%	0	0.00%	0	0.00%
Total	1	0.03%	0	0.00%	0	0.00%	0	0.00%	3	0.09%
05801										
Polling	1	0.16%	3	0.47%	1	0.16%	4	0.62%	1	0.16%
Absentee	0	0.00%	0	0.00%	0	0.00%	0	0.00%	0	0.00%
Early Vote	2	0.31%	0	0.00%	0	0.00%	2	0.31%	2	0.31%
Provisional	0	0.00%	0	0.00%	0	0.00%	0	0.00%	0	0.00%
Total	3	0.23%	3	0.23%	1	0.08%	6	0.46%	3	0.23%
05804										
Polling	0	0.00%	1	0.16%	0	0.00%	0	0.00%	1	0.16%
Absentee	0	0.00%	0	0.00%	0	0.00%	0	0.00%	0	0.00%
Early Vote	1	0.15%	0	0.00%	0	0.00%	1	0.15%	2	0.30%
Provisional	0	0.00%	0	0.00%	0	0.00%	0	0.00%	0	0.00%
Total	1	0.08%	1	0.08%	0	0.00%	1	0.08%	3	0.23%
05905										
Polling	1	0.13%	0	0.00%	1	0.13%	1	0.13%	1	0.13%
Absentee	0	0.00%	0	0.00%	0	0.00%	0	0.00%	0	0.00%

RETRIEVED FROM DEMOCRACYDOCKET.COM

Statement of Votes Cast
Shelby County, TN
State and Federal General Election _Municipal Elections
November 6, 2018
SOVC For Jurisdiction Wide, All Counters, All Races
Official Combined Results

	GOVERNOR									
	Jaron D. Weidner		Patrick Whitlock		Joe B. Wilmoth		Mark Wright		Write-In Votes	
Early Vote	0	0.00%	0	0.00%	1	0.12%	2	0.23%	1	0.12%
Provisional	0	0.00%	0	0.00%	0	0.00%	0	0.00%	0	0.00%
Total	1	0.06%	0	0.00%	2	0.12%	3	0.18%	2	0.12%
06003										
Polling	0	0.00%	1	0.21%	0	0.00%	2	0.42%	0	0.00%
Absentee	0	0.00%	0	0.00%	0	0.00%	0	0.00%	0	0.00%
Early Vote	1	0.17%	0	0.00%	1	0.17%	1	0.17%	0	0.00%
Provisional	0	0.00%	0	0.00%	0	0.00%	0	0.00%	0	0.00%
Total	1	0.09%	1	0.09%	1	0.09%	3	0.28%	0	0.00%
06005										
Polling	0	0.00%	0	0.00%	1	0.34%	0	0.00%	0	0.00%
Absentee	0	0.00%	0	0.00%	0	0.00%	0	0.00%	0	0.00%
Early Vote	1	0.31%	0	0.00%	0	0.00%	2	0.62%	0	0.00%
Provisional	0	0.00%	0	0.00%	0	0.00%	0	0.00%	0	0.00%
Total	1	0.16%	0	0.00%	1	0.16%	2	0.32%	0	0.00%
06006										
Polling	0	0.00%	0	0.00%	1	0.25%	0	0.00%	0	0.00%
Absentee	0	0.00%	0	0.00%	0	0.00%	0	0.00%	0	0.00%
Early Vote	0	0.00%	0	0.00%	1	0.23%	1	0.23%	0	0.00%
Provisional	0	0.00%	0	0.00%	0	0.00%	0	0.00%	0	0.00%
Total	0	0.00%	0	0.00%	2	0.23%	1	0.12%	0	0.00%
06007										
Polling	1	0.12%	2	0.24%	2	0.24%	1	0.12%	1	0.12%
Absentee	0	0.00%	0	0.00%	0	0.00%	0	0.00%	0	0.00%
Early Vote	0	0.00%	0	0.00%	0	0.00%	2	0.19%	2	0.19%
Provisional	0	0.00%	0	0.00%	0	0.00%	0	0.00%	0	0.00%
Total	1	0.05%	2	0.11%	2	0.11%	3	0.16%	3	0.16%
06009										
Polling	0	0.00%	0	0.00%	1	0.24%	1	0.24%	0	0.00%
Absentee	0	0.00%	0	0.00%	0	0.00%	0	0.00%	0	0.00%
Early Vote	0	0.00%	1	0.20%	0	0.00%	2	0.39%	1	0.20%
Provisional	0	0.00%	0	0.00%	0	0.00%	0	0.00%	0	0.00%
Total	0	0.00%	1	0.11%	1	0.11%	3	0.32%	1	0.11%
06100										
Polling	0	0.00%	2	0.47%	0	0.00%	1	0.24%	0	0.00%
Absentee	0	0.00%	0	0.00%	0	0.00%	0	0.00%	0	0.00%
Early Vote	0	0.00%	0	0.00%	0	0.00%	1	0.26%	0	0.00%
Provisional	0	-	0	-	0	-	0	-	0	-
Total	0	0.00%	2	0.25%	0	0.00%	2	0.25%	0	0.00%
06200										
Polling	0	0.00%	0	0.00%	0	0.00%	1	0.30%	2	0.60%
Absentee	0	0.00%	0	0.00%	0	0.00%	0	0.00%	0	0.00%
Early Vote	0	0.00%	0	0.00%	0	0.00%	0	0.00%	0	0.00%
Provisional	0	0.00%	0	0.00%	0	0.00%	0	0.00%	0	0.00%
Total	0	0.00%	0	0.00%	0	0.00%	1	0.15%	2	0.29%
06400										
Polling	0	0.00%	0	0.00%	0	0.00%	1	0.14%	0	0.00%
Absentee	0	0.00%	0	0.00%	0	0.00%	0	0.00%	0	0.00%
Early Vote	0	0.00%	0	0.00%	0	0.00%	2	0.14%	0	0.00%
Provisional	0	0.00%	0	0.00%	0	0.00%	0	0.00%	0	0.00%
Total	0	0.00%	0	0.00%	0	0.00%	3	0.14%	0	0.00%
06600										
Polling	0	0.00%	1	0.13%	0	0.00%	1	0.13%	1	0.13%
Absentee	0	0.00%	0	0.00%	0	0.00%	0	0.00%	0	0.00%
Early Vote	2	0.15%	1	0.08%	0	0.00%	3	0.23%	0	0.00%
Provisional	0	0.00%	0	0.00%	0	0.00%	0	0.00%	0	0.00%
Total	2	0.09%	2	0.09%	0	0.00%	4	0.19%	1	0.05%
06701										

RETRIEVED FROM DEMOCRACYDOCKET.COM

Statement of Votes Cast
Shelby County, TN
State and Federal General Election _Municipal Elections
November 6, 2018
SOVC For Jurisdiction Wide, All Counters, All Races
Official Combined Results

	GOVERNOR									
	Jaron D. Weidner		Patrick Whitlock		Joe B. Wilmoth		Mark Wright		Write-In Votes	
Polling	2	0.27%	0	0.00%	1	0.13%	0	0.00%	0	0.00%
Absentee	0	0.00%	0	0.00%	0	0.00%	0	0.00%	0	0.00%
Early Vote	0	0.00%	1	0.08%	0	0.00%	0	0.00%	0	0.00%
Provisional	0	0.00%	0	0.00%	0	0.00%	0	0.00%	0	0.00%
Total	2	0.10%	1	0.05%	1	0.05%	0	0.00%	0	0.00%
06703										
Polling	0	0.00%	0	0.00%	0	0.00%	0	0.00%	0	0.00%
Absentee	0	0.00%	0	0.00%	0	0.00%	0	0.00%	0	0.00%
Early Vote	1	0.11%	0	0.00%	0	0.00%	1	0.11%	0	0.00%
Provisional	0	0.00%	0	0.00%	0	0.00%	0	0.00%	0	0.00%
Total	1	0.07%	0	0.00%	0	0.00%	1	0.07%	0	0.00%
06801										
Polling	0	0.00%	0	0.00%	0	0.00%	0	0.00%	3	0.50%
Absentee	0	0.00%	0	0.00%	0	0.00%	0	0.00%	1	1.67%
Early Vote	1	0.11%	0	0.00%	0	0.00%	0	0.00%	0	0.00%
Provisional	0	0.00%	0	0.00%	0	0.00%	0	0.00%	0	0.00%
Total	1	0.06%	0	0.00%	0	0.00%	0	0.00%	4	0.26%
06803										
Polling	0	0.00%	0	0.00%	0	0.00%	1	0.16%	0	0.00%
Absentee	0	0.00%	0	0.00%	0	0.00%	0	0.00%	0	0.00%
Early Vote	0	0.00%	1	0.07%	0	0.00%	1	0.07%	0	0.00%
Provisional	0	0.00%	0	0.00%	0	0.00%	0	0.00%	0	0.00%
Total	0	0.00%	1	0.05%	0	0.00%	2	0.09%	0	0.00%
06902										
Polling	0	0.00%	0	0.00%	1	0.33%	0	0.00%	0	0.00%
Absentee	0	0.00%	0	0.00%	0	0.00%	0	0.00%	0	0.00%
Early Vote	0	0.00%	0	0.00%	0	0.00%	0	0.00%	0	0.00%
Provisional	0	0.00%	0	0.00%	0	0.00%	0	0.00%	0	0.00%
Total	0	0.00%	0	0.00%	1	0.17%	0	0.00%	0	0.00%
07001										
Polling	1	0.22%	1	0.22%	1	0.22%	2	0.44%	1	0.22%
Absentee	0	0.00%	0	0.00%	0	0.00%	0	0.00%	0	0.00%
Early Vote	0	0.00%	1	0.16%	0	0.00%	3	0.47%	0	0.00%
Provisional	0	0.00%	0	0.00%	0	0.00%	0	0.00%	0	0.00%
Total	1	0.09%	2	0.18%	1	0.09%	5	0.45%	1	0.09%
07002										
Polling	1	0.23%	0	0.00%	1	0.23%	1	0.23%	0	0.00%
Absentee	0	0.00%	0	0.00%	0	0.00%	0	0.00%	0	0.00%
Early Vote	0	0.00%	1	0.19%	0	0.00%	0	0.00%	0	0.00%
Provisional	0	0.00%	0	0.00%	0	0.00%	0	0.00%	0	0.00%
Total	1	0.10%	1	0.10%	1	0.10%	1	0.10%	0	0.00%
07104										
Polling	2	0.27%	1	0.14%	0	0.00%	1	0.14%	1	0.14%
Absentee	0	0.00%	0	0.00%	0	0.00%	0	0.00%	0	0.00%
Early Vote	0	0.00%	1	0.08%	0	0.00%	7	0.59%	1	0.08%
Provisional	0	0.00%	0	0.00%	0	0.00%	0	0.00%	0	0.00%
Total	2	0.10%	2	0.10%	0	0.00%	8	0.42%	2	0.10%
07203										
Polling	1	0.16%	3	0.49%	0	0.00%	1	0.16%	0	0.00%
Absentee	0	0.00%	0	0.00%	0	0.00%	0	0.00%	0	0.00%
Early Vote	0	0.00%	1	0.11%	0	0.00%	2	0.23%	2	0.23%
Provisional	0	0.00%	0	0.00%	0	0.00%	0	0.00%	0	0.00%
Total	1	0.07%	4	0.27%	0	0.00%	3	0.20%	2	0.13%
07207										
Polling	0	0.00%	0	0.00%	0	0.00%	1	0.20%	2	0.40%
Absentee	0	0.00%	0	0.00%	0	0.00%	0	0.00%	0	0.00%
Early Vote	1	0.11%	0	0.00%	0	0.00%	0	0.00%	0	0.00%
Provisional	0	0.00%	0	0.00%	0	0.00%	0	0.00%	0	0.00%

RETRIEVED FROM DEMOCRACYDOCKET.COM

Statement of Votes Cast
Shelby County, TN
State and Federal General Election _Municipal Elections
November 6, 2018
SOVC For Jurisdiction Wide, All Counters, All Races
Official Combined Results

	GOVERNOR									
	Jaron D. Weidner		Patrick Whitlock		Joe B. Wilmoth		Mark Wright		Write-In Votes	
Total	1	0.07%	0	0.00%	0	0.00%	1	0.07%	2	0.14%
07301										
Polling	0	0.00%	0	0.00%	1	0.37%	0	0.00%	0	0.00%
Absentee	0	0.00%	0	0.00%	0	0.00%	0	0.00%	0	0.00%
Early Vote	0	0.00%	2	0.59%	1	0.30%	2	0.59%	1	0.30%
Provisional	0	0.00%	0	0.00%	0	0.00%	0	0.00%	0	0.00%
Total	0	0.00%	2	0.32%	2	0.32%	2	0.32%	1	0.16%
07303										
Polling	0	0.00%	0	0.00%	1	0.18%	3	0.53%	0	0.00%
Absentee	0	0.00%	0	0.00%	0	0.00%	0	0.00%	0	0.00%
Early Vote	1	0.13%	0	0.00%	0	0.00%	0	0.00%	0	0.00%
Provisional	0	0.00%	0	0.00%	0	0.00%	0	0.00%	0	0.00%
Total	1	0.07%	0	0.00%	1	0.07%	3	0.22%	0	0.00%
07401										
Polling	1	0.16%	0	0.00%	0	0.00%	1	0.16%	0	0.00%
Absentee	0	0.00%	0	0.00%	0	0.00%	0	0.00%	0	0.00%
Early Vote	1	0.09%	1	0.09%	0	0.00%	1	0.09%	1	0.09%
Provisional	0	0.00%	0	0.00%	0	0.00%	0	0.00%	0	0.00%
Total	2	0.12%	1	0.06%	0	0.00%	2	0.12%	1	0.06%
07402										
Polling	0	0.00%	0	0.00%	1	0.17%	2	0.35%	1	0.17%
Absentee	0	0.00%	0	0.00%	0	0.00%	0	0.00%	0	0.00%
Early Vote	2	0.17%	1	0.09%	0	0.00%	1	0.09%	1	0.09%
Provisional	0	0.00%	0	0.00%	0	0.00%	0	0.00%	0	0.00%
Total	2	0.11%	1	0.06%	1	0.06%	3	0.17%	2	0.11%
07405										
Polling	0	0.00%	1	0.20%	0	0.00%	0	0.00%	0	0.00%
Absentee	0	0.00%	0	0.00%	0	0.00%	0	0.00%	0	0.00%
Early Vote	1	0.12%	1	0.12%	0	0.00%	1	0.12%	1	0.12%
Provisional	0	0.00%	0	0.00%	1	25.00%	0	0.00%	0	0.00%
Total	1	0.08%	2	0.15%	1	0.08%	1	0.08%	1	0.08%
07409										
Polling	0	0.00%	1	0.21%	0	0.00%	0	0.00%	1	0.21%
Absentee	0	0.00%	0	0.00%	0	0.00%	0	0.00%	0	0.00%
Early Vote	0	0.00%	1	0.17%	0	0.00%	0	0.00%	0	0.00%
Provisional	0	0.00%	0	0.00%	0	0.00%	0	0.00%	0	0.00%
Total	0	0.00%	2	0.19%	0	0.00%	0	0.00%	1	0.09%
07501										
Polling	0	0.00%	0	0.00%	0	0.00%	0	0.00%	0	0.00%
Absentee	0	0.00%	0	0.00%	0	0.00%	0	0.00%	0	0.00%
Early Vote	0	0.00%	2	0.31%	1	0.15%	2	0.31%	0	0.00%
Provisional	0	0.00%	0	0.00%	0	0.00%	0	0.00%	0	0.00%
Total	0	0.00%	2	0.20%	1	0.10%	2	0.20%	0	0.00%
07506										
Polling	0	0.00%	1	0.13%	2	0.27%	1	0.13%	4	0.53%
Absentee	0	0.00%	0	0.00%	0	0.00%	0	0.00%	0	0.00%
Early Vote	1	0.08%	1	0.08%	0	0.00%	3	0.23%	2	0.15%
Provisional	0	0.00%	0	0.00%	0	0.00%	0	0.00%	0	0.00%
Total	1	0.05%	2	0.10%	2	0.10%	4	0.19%	6	0.29%
07507										
Polling	0	0.00%	0	0.00%	0	0.00%	4	0.64%	1	0.16%
Absentee	0	0.00%	0	0.00%	0	0.00%	0	0.00%	0	0.00%
Early Vote	0	0.00%	2	0.19%	0	0.00%	3	0.29%	1	0.10%
Provisional	0	-	0	-	0	-	0	-	0	-
Total	0	0.00%	2	0.12%	0	0.00%	7	0.42%	2	0.12%
07511										
Polling	0	0.00%	0	0.00%	0	0.00%	2	0.31%	1	0.16%
Absentee	0	0.00%	0	0.00%	0	0.00%	0	0.00%	0	0.00%

RETRIEVED FROM DEMOCRACYDOCKET.COM

Statement of Votes Cast
Shelby County, TN
State and Federal General Election _Municipal Elections
November 6, 2018
SOVC For Jurisdiction Wide, All Counters, All Races
Official Combined Results

	GOVERNOR									
	Jaron D. Weidner		Patrick Whitlock		Joe B. Wilmoth		Mark Wright		Write-In Votes	
Early Vote	1	0.07%	2	0.15%	3	0.22%	3	0.22%	1	0.07%
Provisional	0	0.00%	0	0.00%	0	0.00%	0	0.00%	0	0.00%
Total	1	0.05%	2	0.10%	3	0.15%	5	0.25%	2	0.10%
07604										
Polling	1	0.22%	1	0.22%	0	0.00%	1	0.22%	0	0.00%
Absentee	0	0.00%	0	0.00%	0	0.00%	0	0.00%	0	0.00%
Early Vote	1	0.11%	1	0.11%	0	0.00%	3	0.33%	0	0.00%
Provisional	0	0.00%	0	0.00%	0	0.00%	0	0.00%	0	0.00%
Total	2	0.15%	2	0.15%	0	0.00%	4	0.29%	0	0.00%
07605										
Polling	0	0.00%	3	0.87%	0	0.00%	0	0.00%	0	0.00%
Absentee	0	0.00%	0	0.00%	0	0.00%	0	0.00%	0	0.00%
Early Vote	0	0.00%	1	0.14%	0	0.00%	6	0.84%	0	0.00%
Provisional	0	0.00%	0	0.00%	0	0.00%	0	0.00%	0	0.00%
Total	0	0.00%	4	0.37%	0	0.00%	6	0.56%	0	0.00%
07606										
Polling	1	0.17%	0	0.00%	1	0.17%	4	0.69%	0	0.00%
Absentee	0	0.00%	0	0.00%	0	0.00%	0	0.00%	0	0.00%
Early Vote	2	0.18%	1	0.09%	0	0.00%	0	0.00%	0	0.00%
Provisional	0	0.00%	0	0.00%	0	0.00%	0	0.00%	0	0.00%
Total	3	0.17%	1	0.06%	1	0.06%	4	0.23%	0	0.00%
07701										
Polling	0	0.00%	0	0.00%	0	0.00%	0	0.00%	1	0.18%
Absentee	0	0.00%	0	0.00%	0	0.00%	0	0.00%	0	0.00%
Early Vote	0	0.00%	0	0.00%	1	0.07%	0	0.00%	4	0.29%
Provisional	0	0.00%	0	0.00%	0	0.00%	0	0.00%	0	0.00%
Total	0	0.00%	0	0.00%	1	0.05%	0	0.00%	5	0.26%
07703										
Polling	0	0.00%	1	0.24%	1	0.24%	0	0.00%	0	0.00%
Absentee	0	0.00%	0	0.00%	0	0.00%	0	0.00%	0	0.00%
Early Vote	1	0.10%	1	0.10%	0	0.00%	4	0.42%	1	0.10%
Provisional	0	0.00%	0	0.00%	0	0.00%	0	0.00%	0	0.00%
Total	1	0.07%	2	0.14%	1	0.07%	4	0.29%	1	0.07%
07803										
Polling	0	0.00%	0	0.00%	0	0.00%	0	0.00%	2	0.42%
Absentee	0	0.00%	0	0.00%	0	0.00%	0	0.00%	0	0.00%
Early Vote	0	0.00%	1	0.09%	1	0.09%	3	0.28%	3	0.28%
Provisional	0	0.00%	0	0.00%	0	0.00%	0	0.00%	0	0.00%
Total	0	0.00%	1	0.06%	1	0.06%	3	0.19%	5	0.32%
07901										
Polling	0	0.00%	0	0.00%	1	0.15%	0	0.00%	2	0.30%
Absentee	0	0.00%	0	0.00%	0	0.00%	1	1.23%	0	0.00%
Early Vote	1	0.08%	1	0.08%	0	0.00%	2	0.16%	0	0.00%
Provisional	0	0.00%	0	0.00%	0	0.00%	0	0.00%	0	0.00%
Total	1	0.05%	1	0.05%	1	0.05%	3	0.15%	2	0.10%
07902										
Polling	0	0.00%	0	0.00%	2	0.39%	0	0.00%	0	0.00%
Absentee	0	0.00%	0	0.00%	0	0.00%	0	0.00%	0	0.00%
Early Vote	0	0.00%	0	0.00%	1	0.09%	2	0.18%	1	0.09%
Provisional	0	0.00%	0	0.00%	0	0.00%	0	0.00%	0	0.00%
Total	0	0.00%	0	0.00%	3	0.19%	2	0.12%	1	0.06%
07903										
Polling	0	0.00%	0	0.00%	1	0.15%	1	0.15%	0	0.00%
Absentee	0	0.00%	0	0.00%	0	0.00%	0	0.00%	0	0.00%
Early Vote	0	0.00%	0	0.00%	0	0.00%	2	0.18%	1	0.09%
Provisional	0	0.00%	0	0.00%	0	0.00%	0	0.00%	0	0.00%
Total	0	0.00%	0	0.00%	1	0.06%	3	0.17%	1	0.06%
07907										

RETRIEVED FROM DEMOCRACYDOCKET.COM

Statement of Votes Cast
Shelby County, TN
State and Federal General Election _Municipal Elections
November 6, 2018
SOVC For Jurisdiction Wide, All Counters, All Races
Official Combined Results

	GOVERNOR									
	Jaron D. Weidner		Patrick Whitlock		Joe B. Wilmoth		Mark Wright		Write-In Votes	
Polling	0	0.00%	2	0.51%	0	0.00%	0	0.00%	0	0.00%
Absentee	0	0.00%	0	0.00%	0	0.00%	0	0.00%	0	0.00%
Early Vote	1	0.13%	0	0.00%	2	0.26%	0	0.00%	2	0.26%
Provisional	0	0.00%	0	0.00%	0	0.00%	0	0.00%	0	0.00%
Total	1	0.09%	2	0.17%	2	0.17%	0	0.00%	2	0.17%
08002										
Polling	1	0.15%	0	0.00%	0	0.00%	0	0.00%	2	0.29%
Absentee	0	0.00%	0	0.00%	0	0.00%	1	1.03%	0	0.00%
Early Vote	0	0.00%	1	0.06%	0	0.00%	2	0.13%	1	0.06%
Provisional	0	0.00%	0	0.00%	0	0.00%	0	0.00%	0	0.00%
Total	1	0.04%	1	0.04%	0	0.00%	3	0.13%	3	0.13%
08101										
Polling	1	0.16%	0	0.00%	0	0.00%	0	0.00%	0	0.00%
Absentee	0	0.00%	0	0.00%	0	0.00%	0	0.00%	0	0.00%
Early Vote	0	0.00%	1	0.07%	0	0.00%	1	0.07%	2	0.14%
Provisional	0	0.00%	0	0.00%	0	0.00%	0	0.00%	0	0.00%
Total	1	0.05%	1	0.05%	0	0.00%	1	0.05%	2	0.09%
08103										
Polling	0	0.00%	1	0.16%	1	0.16%	0	0.00%	0	0.00%
Absentee	0	0.00%	0	0.00%	0	0.00%	0	0.00%	0	0.00%
Early Vote	0	0.00%	0	0.00%	0	0.00%	2	0.14%	0	0.00%
Provisional	0	0.00%	0	0.00%	0	0.00%	0	0.00%	0	0.00%
Total	0	0.00%	1	0.05%	1	0.05%	2	0.09%	0	0.00%
08105										
Polling	0	0.00%	0	0.00%	0	0.00%	1	0.18%	1	0.18%
Absentee	0	0.00%	0	0.00%	0	0.00%	0	0.00%	0	0.00%
Early Vote	0	0.00%	2	0.21%	0	0.00%	0	0.00%	0	0.00%
Provisional	0	0.00%	0	0.00%	0	0.00%	0	0.00%	0	0.00%
Total	0	0.00%	2	0.13%	0	0.00%	1	0.06%	1	0.06%
08107										
Polling	0	0.00%	1	0.10%	0	0.00%	2	0.19%	0	0.00%
Absentee	0	0.00%	0	0.00%	0	0.00%	0	0.00%	0	0.00%
Early Vote	0	0.00%	0	0.00%	0	0.00%	1	0.07%	1	0.07%
Provisional	0	0.00%	0	0.00%	0	0.00%	0	0.00%	0	0.00%
Total	0	0.00%	1	0.04%	0	0.00%	3	0.11%	1	0.04%
08202										
Polling	0	0.00%	0	0.00%	0	0.00%	1	0.46%	0	0.00%
Absentee	0	0.00%	0	0.00%	0	0.00%	0	0.00%	0	0.00%
Early Vote	0	0.00%	0	0.00%	1	0.33%	0	0.00%	0	0.00%
Provisional	0	0.00%	0	0.00%	0	0.00%	0	0.00%	0	0.00%
Total	0	0.00%	0	0.00%	1	0.19%	1	0.19%	0	0.00%
08300										
Polling	0	0.00%	0	0.00%	0	0.00%	1	0.46%	0	0.00%
Absentee	0	0.00%	0	0.00%	0	0.00%	0	0.00%	0	0.00%
Early Vote	0	0.00%	0	0.00%	0	0.00%	0	0.00%	0	0.00%
Provisional	0	-	0	-	0	-	0	-	0	-
Total	0	0.00%	0	0.00%	0	0.00%	1	0.20%	0	0.00%
08402										
Polling	0	0.00%	0	0.00%	0	0.00%	0	0.00%	1	0.54%
Absentee	0	0.00%	0	0.00%	0	0.00%	0	0.00%	0	0.00%
Early Vote	0	0.00%	1	0.33%	0	0.00%	1	0.33%	0	0.00%
Provisional	0	0.00%	0	0.00%	0	0.00%	0	0.00%	0	0.00%
Total	0	0.00%	1	0.20%	0	0.00%	1	0.20%	1	0.20%
08600										
Polling	0	0.00%	0	0.00%	0	0.00%	3	0.50%	1	0.17%
Absentee	0	0.00%	0	0.00%	0	0.00%	0	0.00%	0	0.00%
Early Vote	1	0.08%	1	0.08%	0	0.00%	5	0.38%	2	0.15%
Provisional	0	0.00%	0	0.00%	0	0.00%	0	0.00%	0	0.00%

RETRIEVED FROM DEMOCRACYDOCKET.COM

Statement of Votes Cast
Shelby County, TN
State and Federal General Election _Municipal Elections
November 6, 2018
SOVC For Jurisdiction Wide, All Counters, All Races
Official Combined Results

	GOVERNOR									
	Jaron D. Weidner		Patrick Whitlock		Joe B. Wilmoth		Mark Wright		Write-In Votes	
Total	1	0.05%	1	0.05%	0	0.00%	8	0.42%	3	0.16%
08702										
Polling	0	0.00%	0	0.00%	0	0.00%	3	0.64%	0	0.00%
Absentee	0	0.00%	0	0.00%	0	0.00%	0	0.00%	0	0.00%
Early Vote	0	0.00%	0	0.00%	1	0.11%	2	0.23%	0	0.00%
Provisional	0	0.00%	0	0.00%	0	0.00%	0	0.00%	0	0.00%
Total	0	0.00%	0	0.00%	1	0.07%	5	0.37%	0	0.00%
08703										
Polling	0	0.00%	0	0.00%	0	0.00%	1	0.12%	3	0.36%
Absentee	0	0.00%	0	0.00%	0	0.00%	0	0.00%	0	0.00%
Early Vote	1	0.07%	1	0.07%	0	0.00%	4	0.27%	1	0.07%
Provisional	0	0.00%	0	0.00%	0	0.00%	0	0.00%	0	0.00%
Total	1	0.04%	1	0.04%	0	0.00%	5	0.21%	4	0.17%
08704										
Polling	0	0.00%	0	0.00%	0	0.00%	0	0.00%	0	0.00%
Absentee	0	0.00%	0	0.00%	0	0.00%	0	0.00%	0	0.00%
Early Vote	0	0.00%	0	0.00%	0	0.00%	1	0.09%	0	0.00%
Provisional	0	0.00%	0	0.00%	0	0.00%	0	0.00%	0	0.00%
Total	0	0.00%	0	0.00%	0	0.00%	1	0.06%	0	0.00%
08802										
Polling	0	0.00%	1	0.26%	1	0.26%	1	0.26%	0	0.00%
Absentee	0	0.00%	0	0.00%	0	0.00%	0	0.00%	0	0.00%
Early Vote	0	0.00%	0	0.00%	0	0.00%	0	0.00%	0	0.00%
Provisional	0	0.00%	0	0.00%	0	0.00%	0	0.00%	0	0.00%
Total	0	0.00%	1	0.11%	1	0.11%	1	0.11%	0	0.00%
08803										
Polling	2	0.29%	0	0.00%	0	0.00%	2	0.29%	0	0.00%
Absentee	0	0.00%	0	0.00%	0	0.00%	0	0.00%	0	0.00%
Early Vote	1	0.12%	0	0.00%	0	0.00%	0	0.00%	2	0.24%
Provisional	0	0.00%	0	0.00%	0	0.00%	0	0.00%	0	0.00%
Total	3	0.19%	0	0.00%	0	0.00%	2	0.13%	2	0.13%
08804										
Polling	0	0.00%	0	0.00%	0	0.00%	1	0.29%	1	0.29%
Absentee	0	0.00%	0	0.00%	0	0.00%	0	0.00%	0	0.00%
Early Vote	0	0.00%	0	0.00%	0	0.00%	2	0.45%	2	0.45%
Provisional	0	0.00%	0	0.00%	0	0.00%	0	0.00%	0	0.00%
Total	0	0.00%	0	0.00%	0	0.00%	3	0.38%	3	0.38%
08901										
Polling	0	0.00%	0	0.00%	0	0.00%	0	0.00%	0	0.00%
Absentee	0	0.00%	0	0.00%	0	0.00%	0	0.00%	0	0.00%
Early Vote	0	0.00%	0	0.00%	0	0.00%	0	0.00%	1	0.18%
Provisional	0	0.00%	0	0.00%	0	0.00%	0	0.00%	0	0.00%
Total	0	0.00%	0	0.00%	0	0.00%	0	0.00%	1	0.10%
08902										
Polling	2	0.27%	0	0.00%	0	0.00%	5	0.66%	0	0.00%
Absentee	0	0.00%	0	0.00%	0	0.00%	0	0.00%	0	0.00%
Early Vote	0	0.00%	0	0.00%	0	0.00%	0	0.00%	4	0.62%
Provisional	0	0.00%	0	0.00%	0	0.00%	0	0.00%	0	0.00%
Total	2	0.14%	0	0.00%	0	0.00%	5	0.35%	4	0.28%
09002										
Polling	0	0.00%	1	0.15%	1	0.15%	2	0.31%	1	0.15%
Absentee	0	0.00%	0	0.00%	0	0.00%	0	0.00%	0	0.00%
Early Vote	0	0.00%	0	0.00%	0	0.00%	2	0.23%	3	0.34%
Provisional	0	0.00%	0	0.00%	0	0.00%	0	0.00%	0	0.00%
Total	0	0.00%	1	0.06%	1	0.06%	4	0.26%	4	0.26%
09003										
Polling	0	0.00%	0	0.00%	1	0.18%	1	0.18%	0	0.00%
Absentee	0	0.00%	0	0.00%	0	0.00%	0	0.00%	0	0.00%

RETRIEVED FROM DEMOCRACYDOCKET.COM

Statement of Votes Cast
Shelby County, TN
State and Federal General Election _Municipal Elections
November 6, 2018
SOVC For Jurisdiction Wide, All Counters, All Races
Official Combined Results

	GOVERNOR									
	Jaron D. Weidner		Patrick Whitlock		Joe B. Wilmoth		Mark Wright		Write-In Votes	
Early Vote	0	0.00%	1	0.11%	0	0.00%	0	0.00%	0	0.00%
Provisional	0	0.00%	0	0.00%	0	0.00%	0	0.00%	0	0.00%
Total	0	0.00%	1	0.07%	1	0.07%	1	0.07%	0	0.00%
09101										
Polling	0	0.00%	0	0.00%	0	0.00%	0	0.00%	1	0.12%
Absentee	0	0.00%	0	0.00%	0	0.00%	0	0.00%	0	0.00%
Early Vote	0	0.00%	0	0.00%	0	0.00%	1	0.06%	2	0.11%
Provisional	0	0.00%	0	0.00%	0	0.00%	0	0.00%	0	0.00%
Total	0	0.00%	0	0.00%	0	0.00%	1	0.04%	3	0.11%
09102										
Polling	0	0.00%	2	0.27%	0	0.00%	0	0.00%	0	0.00%
Absentee	0	0.00%	0	0.00%	0	0.00%	0	0.00%	0	0.00%
Early Vote	0	0.00%	0	0.00%	0	0.00%	1	0.06%	0	0.00%
Provisional	0	0.00%	0	0.00%	0	0.00%	0	0.00%	0	0.00%
Total	0	0.00%	2	0.08%	0	0.00%	1	0.04%	0	0.00%
09104										
Polling	0	0.00%	1	0.12%	0	0.00%	0	0.00%	0	0.00%
Absentee	0	0.00%	0	0.00%	0	0.00%	0	0.00%	0	0.00%
Early Vote	0	0.00%	1	0.06%	1	0.06%	3	0.18%	0	0.00%
Provisional	0	0.00%	0	0.00%	0	0.00%	0	0.00%	0	0.00%
Total	0	0.00%	2	0.08%	1	0.04%	3	0.12%	0	0.00%
09201										
Polling	0	0.00%	1	0.37%	0	0.00%	1	0.37%	2	0.74%
Absentee	0	0.00%	0	0.00%	0	0.00%	0	0.00%	0	0.00%
Early Vote	0	0.00%	0	0.00%	0	0.00%	0	0.00%	1	0.28%
Provisional	0	0.00%	0	0.00%	0	0.00%	0	0.00%	0	0.00%
Total	0	0.00%	1	0.16%	0	0.00%	1	0.16%	3	0.48%
09301										
Polling	0	0.00%	1	0.18%	0	0.00%	0	0.00%	0	0.00%
Absentee	0	0.00%	0	0.00%	0	0.00%	0	0.00%	0	0.00%
Early Vote	0	0.00%	0	0.00%	1	0.15%	1	0.15%	1	0.15%
Provisional	0	0.00%	0	0.00%	0	0.00%	0	0.00%	0	0.00%
Total	0	0.00%	1	0.08%	1	0.08%	1	0.08%	1	0.08%
09303										
Polling	0	0.00%	0	0.00%	0	0.00%	1	0.28%	1	0.28%
Absentee	0	0.00%	0	0.00%	0	0.00%	0	0.00%	0	0.00%
Early Vote	0	0.00%	1	0.19%	0	0.00%	1	0.19%	1	0.19%
Provisional	0	0.00%	0	0.00%	0	0.00%	0	0.00%	0	0.00%
Total	0	0.00%	1	0.10%	0	0.00%	2	0.20%	2	0.20%
09403										
Polling	0	0.00%	0	0.00%	0	0.00%	1	0.14%	1	0.14%
Absentee	0	0.00%	0	0.00%	0	0.00%	0	0.00%	0	0.00%
Early Vote	0	0.00%	2	0.17%	0	0.00%	1	0.08%	0	0.00%
Provisional	0	0.00%	0	0.00%	0	0.00%	0	0.00%	0	0.00%
Total	0	0.00%	2	0.10%	0	0.00%	2	0.10%	1	0.05%
09406										
Polling	0	0.00%	0	0.00%	1	0.20%	2	0.40%	0	0.00%
Absentee	0	0.00%	0	0.00%	0	0.00%	0	0.00%	0	0.00%
Early Vote	0	0.00%	0	0.00%	0	0.00%	0	0.00%	1	0.18%
Provisional	0	0.00%	0	0.00%	0	0.00%	0	0.00%	0	0.00%
Total	0	0.00%	0	0.00%	1	0.09%	2	0.19%	1	0.09%
09407										
Polling	0	0.00%	2	0.21%	0	0.00%	3	0.31%	2	0.21%
Absentee	0	0.00%	0	0.00%	0	0.00%	0	0.00%	0	0.00%
Early Vote	0	0.00%	1	0.09%	1	0.09%	1	0.09%	1	0.09%
Provisional	0	-	0	-	0	-	0	-	0	-
Total	0	0.00%	3	0.14%	1	0.05%	4	0.19%	3	0.14%
09408										

RETRIEVED FROM DEMOCRACYDOCKET.COM

Statement of Votes Cast
Shelby County, TN
State and Federal General Election _Municipal Elections
November 6, 2018
SOVC For Jurisdiction Wide, All Counters, All Races
Official Combined Results

	GOVERNOR									
	Jaron D. Weidner		Patrick Whitlock		Joe B. Wilmoth		Mark Wright		Write-In Votes	
Polling	0	0.00%	0	0.00%	0	0.00%	0	0.00%	1	0.16%
Absentee	0	0.00%	0	0.00%	0	0.00%	0	0.00%	0	0.00%
Early Vote	1	0.09%	1	0.09%	0	0.00%	2	0.19%	0	0.00%
Provisional	0	0.00%	0	0.00%	0	0.00%	0	0.00%	0	0.00%
Total	1	0.06%	1	0.06%	0	0.00%	2	0.12%	1	0.06%
09501										
Polling	1	0.11%	1	0.11%	2	0.23%	1	0.11%	0	0.00%
Absentee	0	0.00%	0	0.00%	0	0.00%	0	0.00%	0	0.00%
Early Vote	0	0.00%	1	0.09%	0	0.00%	2	0.17%	2	0.17%
Provisional	0	0.00%	0	0.00%	0	0.00%	0	0.00%	0	0.00%
Total	1	0.05%	2	0.10%	2	0.10%	3	0.15%	2	0.10%
09505										
Polling	0	0.00%	0	0.00%	0	0.00%	0	0.00%	2	0.30%
Absentee	0	0.00%	0	0.00%	0	0.00%	0	0.00%	0	0.00%
Early Vote	0	0.00%	0	0.00%	0	0.00%	2	0.18%	0	0.00%
Provisional	0	0.00%	1	5.56%	0	0.00%	0	0.00%	0	0.00%
Total	0	0.00%	1	0.05%	0	0.00%	2	0.11%	2	0.11%
09506										
Polling	0	0.00%	0	0.00%	0	0.00%	1	0.18%	0	0.00%
Absentee	0	0.00%	0	0.00%	0	0.00%	0	0.00%	0	0.00%
Early Vote	0	0.00%	0	0.00%	0	0.00%	0	0.00%	0	0.00%
Provisional	0	0.00%	0	0.00%	0	0.00%	0	0.00%	0	0.00%
Total	0	0.00%	0	0.00%	0	0.00%	1	0.06%	0	0.00%
09507										
Polling	1	0.20%	0	0.00%	0	0.00%	1	0.20%	1	0.20%
Absentee	0	0.00%	0	0.00%	0	0.00%	0	0.00%	0	0.00%
Early Vote	0	0.00%	0	0.00%	0	0.00%	3	0.34%	0	0.00%
Provisional	0	0.00%	0	0.00%	0	0.00%	0	0.00%	0	0.00%
Total	1	0.07%	0	0.00%	0	0.00%	4	0.28%	1	0.07%
09508										
Polling	1	0.14%	0	0.00%	0	0.00%	3	0.42%	0	0.00%
Absentee	0	0.00%	0	0.00%	0	0.00%	0	0.00%	0	0.00%
Early Vote	1	0.06%	1	0.06%	0	0.00%	0	0.00%	0	0.00%
Provisional	0	0.00%	0	0.00%	0	0.00%	0	0.00%	0	0.00%
Total	2	0.08%	1	0.04%	0	0.00%	3	0.12%	0	0.00%
09601										
Polling	0	0.00%	0	0.00%	0	0.00%	0	0.00%	2	0.29%
Absentee	0	0.00%	0	0.00%	0	0.00%	0	0.00%	0	0.00%
Early Vote	0	0.00%	0	0.00%	0	0.00%	1	0.09%	1	0.09%
Provisional	0	0.00%	0	0.00%	0	0.00%	0	0.00%	0	0.00%
Total	0	0.00%	0	0.00%	0	0.00%	1	0.06%	3	0.17%
09602										
Polling	0	0.00%	0	0.00%	0	0.00%	2	0.24%	0	0.00%
Absentee	0	0.00%	0	0.00%	0	0.00%	0	0.00%	0	0.00%
Early Vote	1	0.07%	0	0.00%	0	0.00%	0	0.00%	1	0.07%
Provisional	0	0.00%	0	0.00%	0	0.00%	0	0.00%	0	0.00%
Total	1	0.04%	0	0.00%	0	0.00%	2	0.09%	1	0.04%
ARL01										
Polling	0	0.00%	0	0.00%	0	0.00%	0	0.00%	1	0.09%
Absentee	0	0.00%	0	0.00%	0	0.00%	0	0.00%	0	0.00%
Early Vote	0	0.00%	0	0.00%	0	0.00%	0	0.00%	2	0.09%
Provisional	0	0.00%	0	0.00%	0	0.00%	0	0.00%	0	0.00%
Total	0	0.00%	0	0.00%	0	0.00%	0	0.00%	3	0.09%
ARL02										
Polling	0	0.00%	0	0.00%	0	0.00%	0	0.00%	0	0.00%
Absentee	0	0.00%	0	0.00%	0	0.00%	0	0.00%	0	0.00%
Early Vote	0	0.00%	0	0.00%	0	0.00%	1	0.10%	0	0.00%
Provisional	0	0.00%	0	0.00%	0	0.00%	0	0.00%	0	0.00%

RETRIEVED FROM DEMOCRACYDOCKET.COM

Statement of Votes Cast
Shelby County, TN
State and Federal General Election _Municipal Elections
November 6, 2018
SOVC For Jurisdiction Wide, All Counters, All Races
Official Combined Results

	GOVERNOR									
	Jaron D. Weidner		Patrick Whitlock		Joe B. Wilmoth		Mark Wright		Write-In Votes	
Total	0	0.00%	0	0.00%	0	0.00%	1	0.06%	0	0.00%
BAR03										
Polling	0	0.00%	0	0.00%	0	0.00%	1	0.17%	0	0.00%
Absentee	0	0.00%	0	0.00%	0	0.00%	0	0.00%	0	0.00%
Early Vote	0	0.00%	1	0.07%	0	0.00%	0	0.00%	0	0.00%
Provisional	0	0.00%	0	0.00%	0	0.00%	0	0.00%	0	0.00%
Total	0	0.00%	1	0.05%	0	0.00%	1	0.05%	0	0.00%
BAR04										
Polling	0	0.00%	0	0.00%	0	0.00%	2	0.28%	0	0.00%
Absentee	0	0.00%	0	0.00%	0	0.00%	0	0.00%	0	0.00%
Early Vote	0	0.00%	1	0.05%	0	0.00%	1	0.05%	0	0.00%
Provisional	0	0.00%	0	0.00%	0	0.00%	0	0.00%	0	0.00%
Total	0	0.00%	1	0.04%	0	0.00%	3	0.11%	0	0.00%
BAR05										
Polling	0	0.00%	0	0.00%	1	0.10%	1	0.10%	0	0.00%
Absentee	0	0.00%	0	0.00%	0	0.00%	0	0.00%	0	0.00%
Early Vote	3	0.19%	1	0.06%	0	0.00%	1	0.06%	0	0.00%
Provisional	0	0.00%	0	0.00%	0	0.00%	0	0.00%	0	0.00%
Total	3	0.12%	1	0.04%	1	0.04%	2	0.08%	0	0.00%
BAR06										
Polling	0	0.00%	0	0.00%	0	0.00%	1	0.14%	0	0.00%
Absentee	0	0.00%	0	0.00%	0	0.00%	0	0.00%	0	0.00%
Early Vote	0	0.00%	0	0.00%	0	0.00%	1	0.09%	1	0.09%
Provisional	0	0.00%	0	0.00%	0	0.00%	0	0.00%	0	0.00%
Total	0	0.00%	0	0.00%	0	0.00%	2	0.10%	1	0.05%
BAR08										
Polling	0	0.00%	0	0.00%	0	0.00%	0	0.00%	1	0.11%
Absentee	0	0.00%	0	0.00%	0	0.00%	0	0.00%	0	0.00%
Early Vote	0	0.00%	0	0.00%	0	0.00%	7	0.31%	0	0.00%
Provisional	0	0.00%	0	0.00%	0	0.00%	0	0.00%	0	0.00%
Total	0	0.00%	0	0.00%	0	0.00%	7	0.22%	1	0.03%
BAR09										
Polling	0	0.00%	0	0.00%	0	0.00%	1	0.12%	1	0.12%
Absentee	0	0.00%	0	0.00%	0	0.00%	0	0.00%	0	0.00%
Early Vote	1	0.06%	0	0.00%	1	0.06%	2	0.12%	0	0.00%
Provisional	0	0.00%	0	0.00%	0	0.00%	0	0.00%	0	0.00%
Total	1	0.04%	0	0.00%	1	0.04%	3	0.12%	1	0.04%
BAR11										
Polling	0	0.00%	0	0.00%	0	0.00%	1	0.16%	0	0.00%
Absentee	0	0.00%	0	0.00%	0	0.00%	0	0.00%	1	1.64%
Early Vote	0	0.00%	1	0.09%	0	0.00%	0	0.00%	1	0.09%
Provisional	0	0.00%	0	0.00%	0	0.00%	0	0.00%	0	0.00%
Total	0	0.00%	1	0.06%	0	0.00%	1	0.06%	2	0.11%
BAR13										
Polling	0	0.00%	0	0.00%	0	0.00%	3	0.31%	2	0.21%
Absentee	0	0.00%	0	0.00%	0	0.00%	0	0.00%	0	0.00%
Early Vote	0	0.00%	0	0.00%	0	0.00%	2	0.10%	1	0.05%
Provisional	0	0.00%	0	0.00%	0	0.00%	0	0.00%	0	0.00%
Total	0	0.00%	0	0.00%	0	0.00%	5	0.17%	3	0.10%
BRU01										
Polling	0	0.00%	0	0.00%	0	0.00%	0	0.00%	1	0.21%
Absentee	0	0.00%	0	0.00%	0	0.00%	0	0.00%	0	0.00%
Early Vote	0	0.00%	0	0.00%	0	0.00%	0	0.00%	0	0.00%
Provisional	0	0.00%	0	0.00%	0	0.00%	0	0.00%	0	0.00%
Total	0	0.00%	0	0.00%	0	0.00%	0	0.00%	1	0.06%
BRU02										
Polling	1	0.10%	1	0.10%	0	0.00%	2	0.21%	0	0.00%
Absentee	0	0.00%	0	0.00%	0	0.00%	0	0.00%	0	0.00%

RETRIEVED FROM DEMOCRACYDOCKET.COM

Statement of Votes Cast
Shelby County, TN
State and Federal General Election _Municipal Elections
November 6, 2018
SOVC For Jurisdiction Wide, All Counters, All Races
Official Combined Results

	GOVERNOR									
	Jaron D. Weidner		Patrick Whitlock		Joe B. Wilmoth		Mark Wright		Write-In Votes	
Early Vote	0	0.00%	0	0.00%	0	0.00%	3	0.16%	0	0.00%
Provisional	0	0.00%	0	0.00%	0	0.00%	0	0.00%	0	0.00%
Total	1	0.03%	1	0.03%	0	0.00%	5	0.17%	0	0.00%
COL01										
Polling	0	0.00%	0	0.00%	0	0.00%	2	0.21%	2	0.21%
Absentee	0	0.00%	0	0.00%	0	0.00%	0	0.00%	0	0.00%
Early Vote	0	0.00%	0	0.00%	0	0.00%	0	0.00%	0	0.00%
Provisional	0	0.00%	0	0.00%	0	0.00%	0	0.00%	0	0.00%
Total	0	0.00%	0	0.00%	0	0.00%	2	0.07%	2	0.07%
COL02										
Polling	1	0.12%	1	0.12%	1	0.12%	1	0.12%	0	0.00%
Absentee	0	0.00%	0	0.00%	0	0.00%	0	0.00%	0	0.00%
Early Vote	1	0.06%	0	0.00%	0	0.00%	4	0.22%	0	0.00%
Provisional	0	0.00%	0	0.00%	0	0.00%	0	0.00%	0	0.00%
Total	2	0.07%	1	0.04%	1	0.04%	5	0.18%	0	0.00%
COL03										
Polling	0	0.00%	0	0.00%	0	0.00%	2	0.33%	0	0.00%
Absentee	0	0.00%	0	0.00%	0	0.00%	0	0.00%	0	0.00%
Early Vote	3	0.18%	0	0.00%	1	0.06%	1	0.06%	0	0.00%
Provisional	0	0.00%	0	0.00%	0	0.00%	0	0.00%	0	0.00%
Total	3	0.13%	0	0.00%	1	0.04%	3	0.13%	0	0.00%
COL04										
Polling	2	0.29%	0	0.00%	1	0.14%	0	0.00%	1	0.14%
Absentee	0	0.00%	0	0.00%	0	0.00%	0	0.00%	0	0.00%
Early Vote	0	0.00%	0	0.00%	1	0.05%	1	0.05%	2	0.10%
Provisional	0	0.00%	0	0.00%	0	0.00%	0	0.00%	0	0.00%
Total	2	0.07%	0	0.00%	2	0.07%	1	0.04%	3	0.11%
COL05										
Polling	0	0.00%	0	0.00%	0	0.00%	0	0.00%	0	0.00%
Absentee	0	0.00%	0	0.00%	0	0.00%	0	0.00%	0	0.00%
Early Vote	0	0.00%	0	0.00%	0	0.00%	1	0.10%	0	0.00%
Provisional	0	0.00%	0	0.00%	0	0.00%	0	0.00%	0	0.00%
Total	0	0.00%	0	0.00%	0	0.00%	1	0.07%	0	0.00%
COL06										
Polling	0	0.00%	0	0.00%	0	0.00%	0	0.00%	1	0.19%
Absentee	0	0.00%	0	0.00%	0	0.00%	0	0.00%	0	0.00%
Early Vote	0	0.00%	0	0.00%	0	0.00%	0	0.00%	1	0.06%
Provisional	0	0.00%	0	0.00%	0	0.00%	0	0.00%	0	0.00%
Total	0	0.00%	0	0.00%	0	0.00%	0	0.00%	2	0.09%
COL07										
Polling	0	0.00%	0	0.00%	1	0.12%	0	0.00%	1	0.12%
Absentee	0	0.00%	0	0.00%	0	0.00%	0	0.00%	0	0.00%
Early Vote	0	0.00%	0	0.00%	0	0.00%	3	0.20%	0	0.00%
Provisional	0	0.00%	0	0.00%	0	0.00%	0	0.00%	0	0.00%
Total	0	0.00%	0	0.00%	1	0.04%	3	0.13%	1	0.04%
COL08										
Polling	0	0.00%	0	0.00%	0	0.00%	0	0.00%	0	0.00%
Absentee	0	0.00%	0	0.00%	0	0.00%	0	0.00%	0	0.00%
Early Vote	0	0.00%	0	0.00%	0	0.00%	0	0.00%	1	0.10%
Provisional	0	0.00%	0	0.00%	0	0.00%	0	0.00%	0	0.00%
Total	0	0.00%	0	0.00%	0	0.00%	0	0.00%	1	0.06%
COL09										
Polling	0	0.00%	0	0.00%	0	0.00%	1	0.17%	0	0.00%
Absentee	0	0.00%	0	0.00%	0	0.00%	0	0.00%	0	0.00%
Early Vote	0	0.00%	1	0.06%	0	0.00%	1	0.06%	1	0.06%
Provisional	0	0.00%	0	0.00%	0	0.00%	0	0.00%	0	0.00%
Total	0	0.00%	1	0.04%	0	0.00%	2	0.08%	1	0.04%
COR03										

RETRIEVED FROM DEMOCRACYDOCKET.COM

Statement of Votes Cast
Shelby County, TN
State and Federal General Election _Municipal Elections
November 6, 2018
SOVC For Jurisdiction Wide, All Counters, All Races
Official Combined Results

	GOVERNOR									
	Jaron D. Weidner		Patrick Whitlock		Joe B. Wilmoth		Mark Wright		Write-In Votes	
Polling	0	0.00%	0	0.00%	0	0.00%	0	0.00%	1	0.10%
Absentee	0	0.00%	0	0.00%	0	0.00%	0	0.00%	0	0.00%
Early Vote	0	0.00%	0	0.00%	0	0.00%	1	0.05%	3	0.14%
Provisional	0	0.00%	0	0.00%	0	0.00%	0	0.00%	0	0.00%
Total	0	0.00%	0	0.00%	0	0.00%	1	0.03%	4	0.13%
COR04										
Polling	2	0.72%	0	0.00%	0	0.00%	0	0.00%	0	0.00%
Absentee	0	0.00%	0	0.00%	0	0.00%	0	0.00%	0	0.00%
Early Vote	0	0.00%	0	0.00%	0	0.00%	1	0.12%	1	0.12%
Provisional	0	0.00%	0	0.00%	0	0.00%	0	0.00%	0	0.00%
Total	2	0.18%	0	0.00%	0	0.00%	1	0.09%	1	0.09%
COR05										
Polling	0	0.00%	2	0.24%	0	0.00%	3	0.36%	0	0.00%
Absentee	0	0.00%	0	0.00%	0	0.00%	0	0.00%	0	0.00%
Early Vote	0	0.00%	1	0.10%	0	0.00%	1	0.10%	0	0.00%
Provisional	0	0.00%	0	0.00%	0	0.00%	0	0.00%	0	0.00%
Total	0	0.00%	3	0.16%	0	0.00%	4	0.21%	0	0.00%
EAD00										
Polling	0	0.00%	0	0.00%	0	0.00%	0	0.00%	0	0.00%
Absentee	0	0.00%	0	0.00%	0	0.00%	0	0.00%	0	0.00%
Early Vote	0	0.00%	0	0.00%	0	0.00%	1	0.14%	0	0.00%
Provisional	0	0.00%	0	0.00%	0	0.00%	0	0.00%	0	0.00%
Total	0	0.00%	0	0.00%	0	0.00%	1	0.08%	0	0.00%
FOR01										
Polling	0	0.00%	1	0.20%	1	0.20%	0	0.00%	0	0.00%
Absentee	0	0.00%	0	0.00%	0	0.00%	0	0.00%	0	0.00%
Early Vote	0	0.00%	0	0.00%	0	0.00%	0	0.00%	0	0.00%
Provisional	0	0.00%	0	0.00%	0	0.00%	0	0.00%	0	0.00%
Total	0	0.00%	1	0.06%	1	0.06%	0	0.00%	0	0.00%
FOR02										
Polling	0	0.00%	0	0.00%	0	0.00%	0	0.00%	0	0.00%
Absentee	0	0.00%	0	0.00%	0	0.00%	0	0.00%	0	0.00%
Early Vote	0	0.00%	0	0.00%	0	0.00%	1	0.17%	0	0.00%
Provisional	0	0.00%	0	0.00%	0	0.00%	0	0.00%	0	0.00%
Total	0	0.00%	0	0.00%	0	0.00%	1	0.12%	0	0.00%
FOR03										
Polling	0	0.00%	0	0.00%	1	0.12%	1	0.12%	1	0.12%
Absentee	0	0.00%	0	0.00%	0	0.00%	0	0.00%	0	0.00%
Early Vote	0	0.00%	1	0.07%	1	0.07%	2	0.14%	1	0.07%
Provisional	0	0.00%	0	0.00%	0	0.00%	0	0.00%	0	0.00%
Total	0	0.00%	1	0.04%	2	0.09%	3	0.13%	2	0.09%
GER02										
Polling	0	0.00%	1	0.13%	0	0.00%	2	0.26%	0	0.00%
Absentee	0	0.00%	0	0.00%	0	0.00%	0	0.00%	0	0.00%
Early Vote	0	0.00%	0	0.00%	0	0.00%	3	0.14%	0	0.00%
Provisional	0	0.00%	0	0.00%	0	0.00%	0	0.00%	0	0.00%
Total	0	0.00%	1	0.03%	0	0.00%	5	0.17%	0	0.00%
GER03										
Polling	0	0.00%	0	0.00%	0	0.00%	1	0.14%	0	0.00%
Absentee	0	0.00%	0	0.00%	0	0.00%	0	0.00%	0	0.00%
Early Vote	0	0.00%	1	0.07%	0	0.00%	1	0.07%	1	0.07%
Provisional	0	0.00%	0	0.00%	0	0.00%	0	0.00%	1	25.00%
Total	0	0.00%	1	0.04%	0	0.00%	2	0.09%	2	0.09%
GER04										
Polling	0	0.00%	0	0.00%	0	0.00%	0	0.00%	1	0.11%
Absentee	0	0.00%	0	0.00%	0	0.00%	0	0.00%	0	0.00%
Early Vote	0	0.00%	0	0.00%	1	0.04%	0	0.00%	1	0.04%
Provisional	0	0.00%	0	0.00%	0	0.00%	0	0.00%	0	0.00%

RETRIEVED FROM DEMOCRACYDOCKET.COM

Statement of Votes Cast
Shelby County, TN
State and Federal General Election _Municipal Elections
November 6, 2018
SOVC For Jurisdiction Wide, All Counters, All Races
Official Combined Results

	GOVERNOR									
	Jaron D. Weidner		Patrick Whitlock		Joe B. Wilmoth		Mark Wright		Write-In Votes	
Total	0	0.00%	0	0.00%	1	0.03%	0	0.00%	2	0.06%
GER05										
Polling	0	0.00%	2	0.20%	0	0.00%	0	0.00%	0	0.00%
Absentee	0	0.00%	0	0.00%	0	0.00%	0	0.00%	0	0.00%
Early Vote	0	0.00%	1	0.04%	0	0.00%	2	0.09%	1	0.04%
Provisional	0	0.00%	0	0.00%	0	0.00%	0	0.00%	0	0.00%
Total	0	0.00%	3	0.09%	0	0.00%	2	0.06%	1	0.03%
GER06										
Polling	0	0.00%	0	0.00%	0	0.00%	0	0.00%	0	0.00%
Absentee	0	0.00%	0	0.00%	0	0.00%	0	0.00%	0	0.00%
Early Vote	0	0.00%	0	0.00%	0	0.00%	0	0.00%	0	0.00%
Provisional	0	0.00%	0	0.00%	0	0.00%	0	0.00%	0	0.00%
Total	0	0.00%	0	0.00%	0	0.00%	0	0.00%	0	0.00%
GER08										
Polling	1	0.19%	1	0.19%	0	0.00%	0	0.00%	1	0.19%
Absentee	0	0.00%	0	0.00%	0	0.00%	0	0.00%	0	0.00%
Early Vote	0	0.00%	0	0.00%	0	0.00%	0	0.00%	1	0.09%
Provisional	0	0.00%	0	0.00%	0	0.00%	0	0.00%	0	0.00%
Total	1	0.06%	1	0.06%	0	0.00%	0	0.00%	2	0.12%
GER10										
Polling	0	0.00%	0	0.00%	0	0.00%	0	0.00%	0	0.00%
Absentee	0	0.00%	0	0.00%	0	0.00%	0	0.00%	0	0.00%
Early Vote	1	0.06%	0	0.00%	1	0.06%	0	0.00%	0	0.00%
Provisional	0	0.00%	0	0.00%	0	0.00%	0	0.00%	0	0.00%
Total	1	0.04%	0	0.00%	1	0.04%	0	0.00%	0	0.00%
GER11										
Polling	0	0.00%	1	0.14%	0	0.00%	0	0.00%	0	0.00%
Absentee	0	0.00%	0	0.00%	0	0.00%	0	0.00%	0	0.00%
Early Vote	1	0.05%	0	0.00%	1	0.05%	0	0.00%	1	0.05%
Provisional	0	0.00%	0	0.00%	0	0.00%	0	0.00%	0	0.00%
Total	1	0.03%	1	0.03%	1	0.03%	0	0.00%	1	0.03%
GER12										
Polling	0	0.00%	0	0.00%	0	0.00%	0	0.00%	0	0.00%
Absentee	0	0.00%	0	0.00%	0	0.00%	0	0.00%	0	0.00%
Early Vote	0	0.00%	0	0.00%	0	0.00%	0	0.00%	1	0.14%
Provisional	0	0.00%	0	0.00%	0	0.00%	0	0.00%	0	0.00%
Total	0	0.00%	0	0.00%	0	0.00%	0	0.00%	1	0.10%
LAK01										
Polling	0	0.00%	0	0.00%	0	0.00%	1	0.12%	0	0.00%
Absentee	0	0.00%	0	0.00%	0	0.00%	0	0.00%	0	0.00%
Early Vote	0	0.00%	0	0.00%	0	0.00%	5	0.16%	0	0.00%
Provisional	0	0.00%	0	0.00%	0	0.00%	0	0.00%	0	0.00%
Total	0	0.00%	0	0.00%	0	0.00%	6	0.15%	0	0.00%
LAK02										
Polling	0	0.00%	0	0.00%	0	0.00%	1	0.18%	3	0.53%
Absentee	0	0.00%	0	0.00%	0	0.00%	0	0.00%	0	0.00%
Early Vote	1	0.12%	2	0.24%	0	0.00%	3	0.36%	1	0.12%
Provisional	0	0.00%	0	0.00%	0	0.00%	0	0.00%	0	0.00%
Total	1	0.07%	2	0.14%	0	0.00%	4	0.28%	4	0.28%
LUC01										
Polling	0	0.00%	0	0.00%	0	0.00%	0	0.00%	0	0.00%
Absentee	0	0.00%	0	0.00%	0	0.00%	0	0.00%	0	0.00%
Early Vote	0	0.00%	0	0.00%	0	0.00%	0	0.00%	0	0.00%
Provisional	0	0.00%	0	0.00%	0	0.00%	0	0.00%	0	0.00%
Total	0	0.00%	0	0.00%	0	0.00%	0	0.00%	0	0.00%
LUC03										
Polling	0	0.00%	0	0.00%	0	0.00%	0	0.00%	0	0.00%
Absentee	0	0.00%	0	0.00%	0	0.00%	0	0.00%	0	0.00%

RETRIEVED FROM DEMOCRACYDOCKET.COM

Statement of Votes Cast
Shelby County, TN
State and Federal General Election _Municipal Elections
November 6, 2018
SOVC For Jurisdiction Wide, All Counters, All Races
Official Combined Results

	GOVERNOR									
	Jaron D. Weidner		Patrick Whitlock		Joe B. Wilmoth		Mark Wright		Write-In Votes	
Early Vote	0	0.00%	0	0.00%	0	0.00%	0	0.00%	0	0.00%
Provisional	0	0.00%	0	0.00%	0	0.00%	0	0.00%	0	0.00%
Total	0	0.00%	0	0.00%	0	0.00%	0	0.00%	0	0.00%
MCC00										
Polling	0	0.00%	0	0.00%	0	0.00%	1	0.25%	0	0.00%
Absentee	0	0.00%	0	0.00%	0	0.00%	0	0.00%	0	0.00%
Early Vote	0	0.00%	0	0.00%	0	0.00%	1	0.17%	0	0.00%
Provisional	0	0.00%	0	0.00%	0	0.00%	0	0.00%	0	0.00%
Total	0	0.00%	0	0.00%	0	0.00%	2	0.20%	0	0.00%
MIL01										
Polling	0	0.00%	0	0.00%	0	0.00%	1	0.15%	1	0.15%
Absentee	0	0.00%	0	0.00%	0	0.00%	0	0.00%	0	0.00%
Early Vote	0	0.00%	1	0.05%	0	0.00%	1	0.05%	2	0.10%
Provisional	0	0.00%	0	0.00%	0	0.00%	0	0.00%	0	0.00%
Total	0	0.00%	1	0.04%	0	0.00%	2	0.08%	3	0.11%
MIL02										
Polling	0	0.00%	0	0.00%	0	0.00%	1	0.16%	0	0.00%
Absentee	0	0.00%	0	0.00%	0	0.00%	0	0.00%	0	0.00%
Early Vote	0	0.00%	4	0.22%	2	0.11%	2	0.11%	0	0.00%
Provisional	0	0.00%	0	0.00%	0	0.00%	0	0.00%	0	0.00%
Total	0	0.00%	4	0.16%	2	0.08%	3	0.12%	0	0.00%
MOR01										
Polling	0	0.00%	0	0.00%	0	0.00%	1	0.10%	2	0.20%
Absentee	0	0.00%	0	0.00%	0	0.00%	0	0.00%	0	0.00%
Early Vote	0	0.00%	0	0.00%	0	0.00%	1	0.05%	0	0.00%
Provisional	0	0.00%	0	0.00%	0	0.00%	0	0.00%	0	0.00%
Total	0	0.00%	0	0.00%	0	0.00%	2	0.07%	2	0.07%
MOR02										
Polling	0	0.00%	0	0.00%	0	0.00%	0	0.00%	2	0.36%
Absentee	0	0.00%	0	0.00%	0	0.00%	0	0.00%	0	0.00%
Early Vote	0	0.00%	1	0.09%	0	0.00%	1	0.09%	0	0.00%
Provisional	0	0.00%	0	0.00%	0	0.00%	0	0.00%	0	0.00%
Total	0	0.00%	1	0.06%	0	0.00%	1	0.06%	2	0.12%
ROS05										
Polling	1	0.14%	2	0.28%	0	0.00%	0	0.00%	1	0.14%
Absentee	0	0.00%	0	0.00%	0	0.00%	0	0.00%	0	0.00%
Early Vote	0	0.00%	0	0.00%	0	0.00%	1	0.07%	0	0.00%
Provisional	0	0.00%	0	0.00%	0	0.00%	0	0.00%	0	0.00%
Total	1	0.05%	2	0.09%	0	0.00%	1	0.05%	1	0.05%
ROS13										
Polling	1	0.09%	1	0.09%	0	0.00%	1	0.09%	2	0.19%
Absentee	0	0.00%	0	0.00%	0	0.00%	0	0.00%	0	0.00%
Early Vote	1	0.07%	1	0.07%	0	0.00%	1	0.07%	0	0.00%
Provisional	0	0.00%	0	0.00%	0	0.00%	0	0.00%	0	0.00%
Total	2	0.08%	2	0.08%	0	0.00%	2	0.08%	2	0.08%
ROS14										
Polling	1	0.14%	0	0.00%	0	0.00%	1	0.14%	0	0.00%
Absentee	0	0.00%	0	0.00%	0	0.00%	0	0.00%	0	0.00%
Early Vote	0	0.00%	0	0.00%	0	0.00%	1	0.08%	2	0.17%
Provisional	0	0.00%	0	0.00%	0	0.00%	0	0.00%	0	0.00%
Total	1	0.05%	0	0.00%	0	0.00%	2	0.10%	2	0.10%
ROS15										
Polling	1	0.16%	0	0.00%	0	0.00%	1	0.16%	3	0.49%
Absentee	0	0.00%	0	0.00%	0	0.00%	0	0.00%	0	0.00%
Early Vote	1	0.11%	0	0.00%	0	0.00%	2	0.23%	1	0.11%
Provisional	0	0.00%	0	0.00%	0	0.00%	0	0.00%	0	0.00%
Total	2	0.13%	0	0.00%	0	0.00%	3	0.20%	4	0.26%
ROS16										

RETRIEVED FROM DEMOCRACYDOCKET.COM

Statement of Votes Cast
Shelby County, TN
State and Federal General Election _Municipal Elections
November 6, 2018
SOVC For Jurisdiction Wide, All Counters, All Races
Official Combined Results

	GOVERNOR									
	Jaron D. Weidner		Patrick Whitlock		Joe B. Wilmoth		Mark Wright		Write-In Votes	
Polling	0	0.00%	1	0.09%	0	0.00%	3	0.28%	2	0.19%
Absentee	0	0.00%	0	0.00%	0	0.00%	0	0.00%	0	0.00%
Early Vote	0	0.00%	1	0.06%	0	0.00%	2	0.11%	1	0.06%
Provisional	0	0.00%	0	0.00%	0	0.00%	0	0.00%	0	0.00%
Total	0	0.00%	2	0.07%	0	0.00%	5	0.17%	3	0.10%
STE00										
Polling	0	0.00%	0	0.00%	1	0.13%	1	0.13%	0	0.00%
Absentee	0	0.00%	0	0.00%	0	0.00%	0	0.00%	0	0.00%
Early Vote	0	0.00%	0	0.00%	0	0.00%	0	0.00%	0	0.00%
Provisional	0	0.00%	0	0.00%	0	0.00%	0	0.00%	0	0.00%
Total	0	0.00%	0	0.00%	1	0.04%	1	0.04%	0	0.00%
Total										
Polling	44	0.04%	65	0.06%	48	0.05%	138	0.14%	100	0.10%
Absentee	0	0.00%	1	0.02%	0	0.00%	2	0.05%	2	0.05%
Early Vote	52	0.03%	75	0.04%	39	0.02%	227	0.12%	106	0.06%
Provisional	0	0.00%	1	0.10%	1	0.10%	2	0.21%	1	0.10%
Total	96	0.03%	142	0.05%	88	0.03%	369	0.13%	209	0.07%

RETRIEVED FROM DEMOCRACYDOCKET.COM

Statement of Votes Cast
Shelby County, TN
State and Federal General Election _Municipal Elections
November 6, 2018
SOVC For Jurisdiction Wide, All Counters, All Races
Official Combined Results

	UNITED STATES SENATE									
	Reg. Voters	Times Counted	Total Votes	Marsha Blackburn		Phil Bredesen		Trudy A. Austin		
Jurisdiction Wide										
00100										
Polling	6031	1083	1065	263	24.69%	790	74.18%	1	0.09%	
Absentee	6031	56	55	12	21.82%	42	76.36%	0	0.00%	
Early Vote	6031	1464	1455	275	18.90%	1171	80.48%	4	0.27%	
Provisional	6031	33	33	6	18.18%	26	78.79%	0	0.00%	
Total	6031	2636	2608	556	21.32%	2029	77.80%	5	0.19%	
00200										
Polling	4995	881	878	200	22.78%	674	76.77%	1	0.11%	
Absentee	4995	38	38	6	15.79%	32	84.21%	0	0.00%	
Early Vote	4995	1596	1592	354	22.24%	1227	77.07%	4	0.25%	
Provisional	4995	10	10	1	10.00%	9	90.00%	0	0.00%	
Total	4995	2525	2518	561	22.28%	1942	77.12%	5	0.20%	
01100										
Polling	2795	395	381	26	6.82%	352	92.39%	0	0.00%	
Absentee	2795	10	10	1	10.00%	9	90.00%	0	0.00%	
Early Vote	2795	500	467	28	6.00%	425	91.01%	1	0.21%	
Provisional	2795	4	4	0	0.00%	4	100.00%	0	0.00%	
Total	2795	909	862	55	6.38%	790	91.65%	1	0.12%	
01200										
Polling	1046	175	172	11	6.40%	154	89.53%	0	0.00%	
Absentee	1046	31	31	3	9.68%	28	90.32%	0	0.00%	
Early Vote	1046	287	282	6	2.13%	273	96.81%	0	0.00%	
Provisional	1046	1	1	0	0.00%	1	100.00%	0	0.00%	
Total	1046	494	486	20	4.12%	456	93.83%	0	0.00%	
01300										
Polling	2299	387	370	12	3.24%	348	94.05%	1	0.27%	
Absentee	2299	5	5	0	0.00%	5	100.00%	0	0.00%	
Early Vote	2299	346	329	5	1.52%	320	97.26%	0	0.00%	
Provisional	2299	4	4	0	0.00%	4	100.00%	0	0.00%	
Total	2299	742	708	17	2.40%	677	95.62%	1	0.14%	
01601										
Polling	4161	1017	1009	221	21.90%	781	77.40%	0	0.00%	
Absentee	4161	45	45	4	8.89%	41	91.11%	0	0.00%	
Early Vote	4161	1641	1632	279	17.10%	1345	82.41%	3	0.18%	
Provisional	4161	11	11	0	0.00%	11	100.00%	0	0.00%	
Total	4161	2714	2697	504	18.69%	2178	80.76%	3	0.11%	
01603										
Polling	3351	496	492	101	20.53%	386	78.46%	2	0.41%	
Absentee	3351	29	29	4	13.79%	25	86.21%	0	0.00%	
Early Vote	3351	1163	1147	187	16.30%	948	82.65%	7	0.61%	
Provisional	3351	7	7	1	14.29%	6	85.71%	0	0.00%	
Total	3351	1695	1675	293	17.49%	1365	81.49%	9	0.54%	
01700										
Polling	2110	326	321	29	9.03%	291	90.65%	0	0.00%	
Absentee	2110	42	42	5	11.90%	37	88.10%	0	0.00%	
Early Vote	2110	624	612	73	11.93%	533	87.09%	1	0.16%	
Provisional	2110	10	9	0	0.00%	9	100.00%	0	0.00%	
Total	2110	1002	984	107	10.87%	870	88.41%	1	0.10%	
02001										
Polling	3381	832	828	141	17.03%	682	82.37%	2	0.24%	
Absentee	3381	45	44	6	13.64%	37	84.09%	0	0.00%	
Early Vote	3381	1329	1315	200	15.21%	1110	84.41%	2	0.15%	
Provisional	3381	7	7	0	0.00%	7	100.00%	0	0.00%	
Total	3381	2213	2194	347	15.82%	1836	83.68%	4	0.18%	
02003										
Polling	4480	701	683	43	6.30%	621	90.92%	5	0.73%	
Absentee	4480	14	14	0	0.00%	14	100.00%	0	0.00%	

RETRIEVED FROM DEMOCRACYDOCKET.COM

Statement of Votes Cast
Shelby County, TN
State and Federal General Election _Municipal Elections
November 6, 2018
SOVC For Jurisdiction Wide, All Counters, All Races
Official Combined Results

	UNITED STATES SENATE									
	Reg. Voters	Times Counted	Total Votes	Marsha Blackburn		Phil Bredesen		Trudy A. Austin		
Early Vote	4480	1028	999	44	4.40%	941	94.19%	1	0.10%	
Provisional	4480	11	11	1	9.09%	9	81.82%	0	0.00%	
Total	4480	1754	1707	88	5.16%	1585	92.85%	6	0.35%	
02100										
Polling	3257	471	450	16	3.56%	426	94.67%	1	0.22%	
Absentee	3257	13	13	1	7.69%	12	92.31%	0	0.00%	
Early Vote	3257	714	690	22	3.19%	659	95.51%	4	0.58%	
Provisional	3257	11	10	0	0.00%	9	90.00%	0	0.00%	
Total	3257	1209	1163	39	3.35%	1106	95.10%	5	0.43%	
02600										
Polling	2983	499	484	15	3.10%	460	95.04%	2	0.41%	
Absentee	2983	10	10	0	0.00%	10	100.00%	0	0.00%	
Early Vote	2983	638	620	17	2.74%	594	95.81%	0	0.00%	
Provisional	2983	4	4	0	0.00%	3	75.00%	0	0.00%	
Total	2983	1151	1118	32	2.86%	1067	95.44%	2	0.18%	
02800										
Polling	2142	445	442	101	22.85%	335	75.79%	1	0.23%	
Absentee	2142	22	21	2	9.52%	19	90.48%	0	0.00%	
Early Vote	2142	825	824	147	17.84%	674	81.80%	2	0.24%	
Provisional	2142	2	2	0	0.00%	2	100.00%	0	0.00%	
Total	2142	1294	1289	250	19.39%	1030	79.91%	3	0.23%	
03102										
Polling	2623	482	476	56	11.76%	409	85.92%	2	0.42%	
Absentee	2623	15	15	1	6.67%	14	93.33%	0	0.00%	
Early Vote	2623	870	860	66	7.67%	778	90.47%	7	0.81%	
Provisional	2623	6	6	0	0.00%	6	100.00%	0	0.00%	
Total	2623	1373	1357	123	9.06%	1207	88.95%	9	0.66%	
03104										
Polling	3046	509	500	44	8.80%	448	89.60%	2	0.40%	
Absentee	3046	19	19	0	0.00%	18	94.74%	1	5.26%	
Early Vote	3046	1067	1056	56	5.30%	984	93.18%	6	0.57%	
Provisional	3046	3	3	0	0.00%	3	100.00%	0	0.00%	
Total	3046	1598	1578	100	6.34%	1453	92.08%	9	0.57%	
03300										
Polling	1068	262	259	58	22.39%	191	73.75%	3	1.16%	
Absentee	1068	4	4	1	25.00%	3	75.00%	0	0.00%	
Early Vote	1068	267	264	47	17.80%	212	80.30%	2	0.76%	
Provisional	1068	2	2	1	50.00%	1	50.00%	0	0.00%	
Total	1068	535	529	107	20.23%	407	76.94%	5	0.95%	
03402										
Polling	2175	335	328	15	4.57%	305	92.99%	0	0.00%	
Absentee	2175	5	5	0	0.00%	5	100.00%	0	0.00%	
Early Vote	2175	413	400	6	1.50%	388	97.00%	2	0.50%	
Provisional	2175	2	2	0	0.00%	2	100.00%	0	0.00%	
Total	2175	755	735	21	2.86%	700	95.24%	2	0.27%	
03601										
Polling	2770	648	639	129	20.19%	497	77.78%	8	1.25%	
Absentee	2770	40	39	6	15.38%	33	84.62%	0	0.00%	
Early Vote	2770	953	944	123	13.03%	816	86.44%	1	0.11%	
Provisional	2770	3	3	0	0.00%	3	100.00%	0	0.00%	
Total	2770	1644	1625	258	15.88%	1349	83.02%	9	0.55%	
03602										
Polling	2744	570	544	33	6.07%	494	90.81%	9	1.65%	
Absentee	2744	12	12	1	8.33%	11	91.67%	0	0.00%	
Early Vote	2744	804	779	44	5.65%	723	92.81%	3	0.39%	
Provisional	2744	5	5	0	0.00%	5	100.00%	0	0.00%	
Total	2744	1391	1340	78	5.82%	1233	92.01%	12	0.90%	
03700										

RETRIEVED FROM DEMOCRACYDOCKET.COM

Statement of Votes Cast
Shelby County, TN
State and Federal General Election _Municipal Elections
November 6, 2018
SOVC For Jurisdiction Wide, All Counters, All Races
Official Combined Results

	UNITED STATES SENATE									
	Reg. Voters	Times Counted	Total Votes	Marsha Blackburn		Phil Bredesen		Trudy A. Austin		
Polling	3332	539	518	37	7.14%	464	89.58%	5	0.97%	
Absentee	3332	9	9	1	11.11%	8	88.89%	0	0.00%	
Early Vote	3332	509	493	28	5.68%	455	92.29%	2	0.41%	
Provisional	3332	4	3	0	0.00%	3	100.00%	0	0.00%	
Total	3332	1061	1023	66	6.45%	930	90.91%	7	0.68%	
04103										
Polling	3283	555	540	20	3.70%	508	94.07%	4	0.74%	
Absentee	3283	32	32	2	6.25%	30	93.75%	0	0.00%	
Early Vote	3283	731	702	28	3.99%	666	94.87%	1	0.14%	
Provisional	3283	3	3	0	0.00%	3	100.00%	0	0.00%	
Total	3283	1321	1277	50	3.92%	1207	94.52%	5	0.39%	
04201										
Polling	3247	593	573	13	2.27%	546	95.29%	5	0.87%	
Absentee	3247	8	8	0	0.00%	8	100.00%	0	0.00%	
Early Vote	3247	615	585	11	1.88%	563	96.24%	4	0.68%	
Provisional	3247	3	3	0	0.00%	3	100.00%	0	0.00%	
Total	3247	1219	1169	24	2.05%	1120	95.81%	9	0.77%	
04401										
Polling	4099	785	777	338	43.50%	434	55.86%	3	0.39%	
Absentee	4099	40	40	14	35.00%	26	65.00%	0	0.00%	
Early Vote	4099	1594	1584	634	40.03%	930	58.71%	6	0.38%	
Provisional	4099	1	1	0	0.00%	1	100.00%	0	0.00%	
Total	4099	2420	2402	986	41.05%	1391	57.91%	9	0.37%	
04405										
Polling	2936	446	435	66	15.17%	356	81.84%	3	0.69%	
Absentee	2936	59	57	31	54.39%	25	43.86%	0	0.00%	
Early Vote	2936	900	887	248	27.96%	624	70.35%	6	0.68%	
Provisional	2936	8	8	1	12.50%	7	87.50%	0	0.00%	
Total	2936	1413	1387	346	24.95%	1012	72.96%	9	0.65%	
04502										
Polling	4339	727	694	31	4.47%	657	94.67%	1	0.14%	
Absentee	4339	16	16	0	0.00%	16	100.00%	0	0.00%	
Early Vote	4339	1074	1032	34	3.29%	982	95.16%	6	0.58%	
Provisional	4339	10	10	0	0.00%	10	100.00%	0	0.00%	
Total	4339	1827	1752	65	3.71%	1665	95.03%	7	0.40%	
04504										
Polling	5409	1048	1040	271	26.06%	753	72.40%	1	0.10%	
Absentee	5409	62	62	17	27.42%	45	72.58%	0	0.00%	
Early Vote	5409	1988	1979	635	32.09%	1337	67.56%	3	0.15%	
Provisional	5409	6	6	1	16.67%	5	83.33%	0	0.00%	
Total	5409	3104	3087	924	29.93%	2140	69.32%	4	0.13%	
04602										
Polling	4361	793	786	281	35.75%	488	62.09%	4	0.51%	
Absentee	4361	70	70	26	37.14%	42	60.00%	1	1.43%	
Early Vote	4361	1393	1380	523	37.90%	843	61.09%	2	0.14%	
Provisional	4361	15	15	5	33.33%	10	66.67%	0	0.00%	
Total	4361	2271	2251	835	37.09%	1383	61.44%	7	0.31%	
04700										
Polling	3847	663	641	13	2.03%	615	95.94%	8	1.25%	
Absentee	3847	12	12	0	0.00%	12	100.00%	0	0.00%	
Early Vote	3847	808	772	20	2.59%	741	95.98%	4	0.52%	
Provisional	3847	3	3	0	0.00%	3	100.00%	0	0.00%	
Total	3847	1486	1428	33	2.31%	1371	96.01%	12	0.84%	
04900										
Polling	3576	640	622	12	1.93%	603	96.95%	0	0.00%	
Absentee	3576	14	14	0	0.00%	14	100.00%	0	0.00%	
Early Vote	3576	849	820	16	1.95%	787	95.98%	7	0.85%	
Provisional	3576	3	3	1	33.33%	2	66.67%	0	0.00%	

RETRIEVED FROM DEMOCRACYDOCKET.COM

Statement of Votes Cast
Shelby County, TN
State and Federal General Election _Municipal Elections
November 6, 2018
SOVC For Jurisdiction Wide, All Counters, All Races
Official Combined Results

	UNITED STATES SENATE									
	Reg. Voters	Times Counted	Total Votes	Marsha Blackburn		Phil Bredesen		Trudy A. Austin		
Total	3576	1506	1459	29	1.99%	1406	96.37%	7	0.48%	
05001										
Polling	1439	235	228	8	3.51%	213	93.42%	1	0.44%	
Absentee	1439	2	2	0	0.00%	2	100.00%	0	0.00%	
Early Vote	1439	388	381	9	2.36%	366	96.06%	1	0.26%	
Provisional	1439	3	3	0	0.00%	3	100.00%	0	0.00%	
Total	1439	628	614	17	2.77%	584	95.11%	2	0.33%	
05002										
Polling	2779	363	351	11	3.13%	337	96.01%	2	0.57%	
Absentee	2779	8	8	0	0.00%	8	100.00%	0	0.00%	
Early Vote	2779	658	640	11	1.72%	612	95.63%	4	0.63%	
Provisional	2779	7	7	1	14.29%	6	85.71%	0	0.00%	
Total	2779	1036	1006	23	2.29%	963	95.73%	6	0.60%	
05201										
Polling	1864	352	338	10	2.96%	324	95.86%	1	0.30%	
Absentee	1864	11	11	0	0.00%	11	100.00%	0	0.00%	
Early Vote	1864	424	403	15	3.72%	383	95.04%	3	0.74%	
Provisional	1864	3	3	0	0.00%	3	100.00%	0	0.00%	
Total	1864	790	755	25	3.31%	721	95.50%	4	0.53%	
05301										
Polling	3486	671	658	234	35.56%	406	61.70%	8	1.22%	
Absentee	3486	12	12	7	58.33%	5	41.67%	0	0.00%	
Early Vote	3486	632	624	226	36.22%	390	62.50%	1	0.16%	
Provisional	3486	1	1	1	100.00%	0	0.00%	0	0.00%	
Total	3486	1316	1295	468	36.14%	801	61.85%	9	0.69%	
05400										
Polling	4737	862	844	349	41.35%	469	55.57%	4	0.47%	
Absentee	4737	28	27	14	51.85%	13	48.15%	0	0.00%	
Early Vote	4737	1247	1231	600	48.74%	606	49.23%	10	0.81%	
Provisional	4737	4	4	0	0.00%	4	100.00%	0	0.00%	
Total	4737	2141	2106	963	45.73%	1092	51.85%	14	0.66%	
05502										
Polling	3391	736	730	359	49.18%	360	49.32%	4	0.55%	
Absentee	3391	55	55	16	29.09%	39	70.91%	0	0.00%	
Early Vote	3391	1619	1610	827	51.37%	775	48.14%	2	0.12%	
Provisional	3391	3	3	0	0.00%	3	100.00%	0	0.00%	
Total	3391	2413	2398	1202	50.13%	1177	49.08%	6	0.25%	
05700										
Polling	4632	780	766	413	53.92%	337	43.99%	5	0.65%	
Absentee	4632	73	73	28	38.36%	45	61.64%	0	0.00%	
Early Vote	4632	2453	2436	1364	55.99%	1060	43.51%	3	0.12%	
Provisional	4632	2	2	1	50.00%	1	50.00%	0	0.00%	
Total	4632	3308	3277	1806	55.11%	1443	44.03%	8	0.24%	
05801										
Polling	2977	652	637	93	14.60%	537	84.30%	2	0.31%	
Absentee	2977	8	8	2	25.00%	5	62.50%	0	0.00%	
Early Vote	2977	669	654	93	14.22%	555	84.86%	1	0.15%	
Provisional	2977	9	8	0	0.00%	7	87.50%	1	12.50%	
Total	2977	1338	1307	188	14.38%	1104	84.47%	4	0.31%	
05804										
Polling	3820	630	608	88	14.47%	506	83.22%	6	0.99%	
Absentee	3820	11	11	2	18.18%	9	81.82%	0	0.00%	
Early Vote	3820	691	674	126	18.69%	539	79.97%	1	0.15%	
Provisional	3820	11	11	3	27.27%	8	72.73%	0	0.00%	
Total	3820	1343	1304	219	16.79%	1062	81.44%	7	0.54%	
05905										
Polling	3913	791	754	33	4.38%	702	93.10%	4	0.53%	
Absentee	3913	10	10	0	0.00%	10	100.00%	0	0.00%	

RETRIEVED FROM DEMOCRACYDOCKET.COM

Statement of Votes Cast
Shelby County, TN
State and Federal General Election _Municipal Elections
November 6, 2018
SOVC For Jurisdiction Wide, All Counters, All Races
Official Combined Results

	UNITED STATES SENATE									
	Reg. Voters	Times Counted	Total Votes	Marsha Blackburn		Phil Bredesen		Trudy A. Austin		
Early Vote	3913	892	853	28	3.28%	811	95.08%	4	0.47%	
Provisional	3913	3	3	0	0.00%	3	100.00%	0	0.00%	
Total	3913	1696	1620	61	3.77%	1526	94.20%	8	0.49%	
06003										
Polling	2379	492	484	12	2.48%	466	96.28%	1	0.21%	
Absentee	2379	14	14	0	0.00%	14	100.00%	0	0.00%	
Early Vote	2379	624	611	20	3.27%	581	95.09%	1	0.16%	
Provisional	2379	4	4	2	50.00%	2	50.00%	0	0.00%	
Total	2379	1134	1113	34	3.05%	1063	95.51%	2	0.18%	
06005										
Polling	1722	307	294	10	3.40%	279	94.90%	1	0.34%	
Absentee	1722	2	2	1	50.00%	1	50.00%	0	0.00%	
Early Vote	1722	341	332	14	4.22%	314	94.58%	0	0.00%	
Provisional	1722	1	1	0	0.00%	1	100.00%	0	0.00%	
Total	1722	651	629	25	3.97%	595	94.59%	1	0.16%	
06006										
Polling	2206	410	396	17	4.29%	372	93.94%	2	0.51%	
Absentee	2206	15	15	4	26.67%	10	66.67%	1	6.67%	
Early Vote	2206	451	437	17	3.89%	417	95.42%	1	0.23%	
Provisional	2206	2	2	0	0.00%	2	100.00%	0	0.00%	
Total	2206	878	850	38	4.47%	801	94.24%	4	0.47%	
06007										
Polling	4382	854	824	44	5.34%	765	92.84%	3	0.36%	
Absentee	4382	10	10	0	0.00%	10	100.00%	0	0.00%	
Early Vote	4382	1074	1036	51	4.92%	964	93.05%	5	0.48%	
Provisional	4382	8	8	0	0.00%	8	100.00%	0	0.00%	
Total	4382	1946	1878	95	5.06%	1747	93.02%	8	0.43%	
06009										
Polling	2713	443	428	10	2.34%	403	94.16%	4	0.93%	
Absentee	2713	8	8	1	12.50%	7	87.50%	0	0.00%	
Early Vote	2713	541	528	13	2.46%	508	96.21%	2	0.38%	
Provisional	2713	2	2	0	0.00%	2	100.00%	0	0.00%	
Total	2713	994	966	24	2.48%	920	95.24%	6	0.62%	
06100										
Polling	2252	439	423	3	0.71%	411	97.16%	2	0.47%	
Absentee	2252	7	7	0	0.00%	7	100.00%	0	0.00%	
Early Vote	2252	404	389	7	1.80%	374	96.14%	2	0.51%	
Provisional	2252	0	0	0	-	0	-	0	-	
Total	2252	850	819	10	1.22%	792	96.70%	4	0.49%	
06200										
Polling	2237	343	338	116	34.32%	210	62.13%	2	0.59%	
Absentee	2237	9	9	8	88.89%	1	11.11%	0	0.00%	
Early Vote	2237	344	342	145	42.40%	189	55.26%	1	0.29%	
Provisional	2237	4	4	1	25.00%	3	75.00%	0	0.00%	
Total	2237	700	693	270	38.96%	403	58.15%	3	0.43%	
06400										
Polling	3341	702	697	334	47.92%	351	50.36%	8	1.15%	
Absentee	3341	49	49	17	34.69%	32	65.31%	0	0.00%	
Early Vote	3341	1458	1452	672	46.28%	770	53.03%	4	0.28%	
Provisional	3341	6	6	2	33.33%	4	66.67%	0	0.00%	
Total	3341	2215	2204	1025	46.51%	1157	52.50%	12	0.54%	
06600										
Polling	4230	791	779	255	32.73%	505	64.83%	7	0.90%	
Absentee	4230	20	20	12	60.00%	8	40.00%	0	0.00%	
Early Vote	4230	1337	1311	489	37.30%	796	60.72%	4	0.31%	
Provisional	4230	6	6	1	16.67%	5	83.33%	0	0.00%	
Total	4230	2154	2116	757	35.78%	1314	62.10%	11	0.52%	
06701										

RETRIEVED FROM DEMOCRACYDOCKET.COM

Statement of Votes Cast
Shelby County, TN
State and Federal General Election _Municipal Elections
November 6, 2018
SOVC For Jurisdiction Wide, All Counters, All Races
Official Combined Results

	UNITED STATES SENATE								
	Reg. Voters	Times Counted	Total Votes	Marsha Blackburn		Phil Bredesen		Trudy A. Austin	
Polling	3458	757	751	344	45.81%	391	52.06%	3	0.40%
Absentee	3458	19	19	8	42.11%	11	57.89%	0	0.00%
Early Vote	3458	1227	1220	524	42.95%	675	55.33%	10	0.82%
Provisional	3458	9	9	5	55.56%	4	44.44%	0	0.00%
Total	3458	2012	1999	881	44.07%	1081	54.08%	13	0.65%
06703									
Polling	2151	494	486	270	55.56%	206	42.39%	4	0.82%
Absentee	2151	15	15	6	40.00%	9	60.00%	0	0.00%
Early Vote	2151	910	904	463	51.22%	434	48.01%	0	0.00%
Provisional	2151	7	7	1	14.29%	5	71.43%	1	14.29%
Total	2151	1426	1412	740	52.41%	654	46.32%	5	0.35%
06801									
Polling	2423	596	589	268	45.50%	305	51.78%	4	0.68%
Absentee	2423	62	60	19	31.67%	39	65.00%	1	1.67%
Early Vote	2423	896	881	378	42.91%	499	56.64%	2	0.23%
Provisional	2423	3	3	2	66.67%	1	33.33%	0	0.00%
Total	2423	1557	1533	667	43.51%	844	55.06%	7	0.46%
06803									
Polling	3294	644	641	344	53.67%	294	45.87%	2	0.31%
Absentee	3294	60	60	29	48.33%	30	50.00%	0	0.00%
Early Vote	3294	1431	1423	710	49.89%	704	49.47%	0	0.00%
Provisional	3294	13	13	6	46.15%	7	53.85%	0	0.00%
Total	3294	2148	2137	1089	50.96%	1035	48.43%	2	0.09%
06902									
Polling	2026	311	302	70	23.18%	227	75.17%	1	0.33%
Absentee	2026	5	5	2	40.00%	3	60.00%	0	0.00%
Early Vote	2026	276	267	55	20.60%	207	77.53%	2	0.75%
Provisional	2026	10	10	0	0.00%	10	100.00%	0	0.00%
Total	2026	602	584	127	21.75%	447	76.54%	3	0.51%
07001									
Polling	3295	479	468	38	8.12%	423	90.38%	1	0.21%
Absentee	3295	8	8	3	37.50%	5	62.50%	0	0.00%
Early Vote	3295	673	655	77	11.76%	570	87.02%	3	0.46%
Provisional	3295	1	1	0	0.00%	1	100.00%	0	0.00%
Total	3295	1161	1132	118	10.42%	999	88.25%	4	0.35%
07002									
Polling	3266	464	444	46	10.36%	381	85.81%	5	1.13%
Absentee	3266	11	11	6	54.55%	5	45.45%	0	0.00%
Early Vote	3266	536	516	45	8.72%	463	89.73%	2	0.39%
Provisional	3266	1	1	0	0.00%	0	0.00%	0	0.00%
Total	3266	1012	972	97	9.98%	849	87.35%	7	0.72%
07104									
Polling	5301	770	738	33	4.47%	694	94.04%	2	0.27%
Absentee	5301	7	7	2	28.57%	5	71.43%	0	0.00%
Early Vote	5301	1242	1202	71	5.91%	1110	92.35%	6	0.50%
Provisional	5301	8	6	0	0.00%	6	100.00%	0	0.00%
Total	5301	2027	1953	106	5.43%	1815	92.93%	8	0.41%
07203									
Polling	3883	636	613	35	5.71%	565	92.17%	5	0.82%
Absentee	3883	6	6	2	33.33%	4	66.67%	0	0.00%
Early Vote	3883	910	883	84	9.51%	785	88.90%	4	0.45%
Provisional	3883	5	5	1	20.00%	4	80.00%	0	0.00%
Total	3883	1557	1507	122	8.10%	1358	90.11%	9	0.60%
07207									
Polling	3141	520	506	48	9.49%	443	87.55%	3	0.59%
Absentee	3141	12	12	2	16.67%	10	83.33%	0	0.00%
Early Vote	3141	960	937	103	10.99%	826	88.15%	1	0.11%
Provisional	3141	6	6	1	16.67%	5	83.33%	0	0.00%

RETRIEVED FROM DEMOCRACYDOCKET.COM

Statement of Votes Cast
Shelby County, TN
State and Federal General Election _Municipal Elections
November 6, 2018
SOVC For Jurisdiction Wide, All Counters, All Races
Official Combined Results

	UNITED STATES SENATE									
	Reg. Voters	Times Counted	Total Votes	Marsha Blackburn		Phil Bredesen		Trudy A. Austin		
Total	3141	1498	1461	154	10.54%	1284	87.89%	4	0.27%	
07301										
Polling	2301	281	272	19	6.99%	248	91.18%	2	0.74%	
Absentee	2301	20	20	3	15.00%	16	80.00%	0	0.00%	
Early Vote	2301	345	324	19	5.86%	301	92.90%	1	0.31%	
Provisional	2301	2	2	0	0.00%	2	100.00%	0	0.00%	
Total	2301	648	618	41	6.63%	567	91.75%	3	0.49%	
07303										
Polling	3684	585	562	31	5.52%	519	92.35%	1	0.18%	
Absentee	3684	7	7	3	42.86%	4	57.14%	0	0.00%	
Early Vote	3684	817	795	53	6.67%	732	92.08%	2	0.25%	
Provisional	3684	8	8	0	0.00%	8	100.00%	0	0.00%	
Total	3684	1417	1372	87	6.34%	1263	92.06%	3	0.22%	
07401										
Polling	4325	648	633	52	8.21%	573	90.52%	5	0.79%	
Absentee	4325	10	10	1	10.00%	9	90.00%	0	0.00%	
Early Vote	4325	1097	1071	103	9.62%	954	89.08%	3	0.28%	
Provisional	4325	1	1	0	0.00%	1	100.00%	0	0.00%	
Total	4325	1756	1715	156	9.10%	1537	89.62%	8	0.47%	
07402										
Polling	3977	594	578	30	5.19%	540	93.43%	3	0.52%	
Absentee	3977	13	13	1	7.69%	12	92.31%	0	0.00%	
Early Vote	3977	1179	1151	83	7.21%	1054	91.57%	4	0.35%	
Provisional	3977	8	8	0	0.00%	8	100.00%	0	0.00%	
Total	3977	1794	1750	114	6.51%	1614	92.23%	7	0.40%	
07405										
Polling	2970	506	491	65	13.24%	414	84.32%	6	1.22%	
Absentee	2970	9	9	5	55.56%	4	44.44%	0	0.00%	
Early Vote	2970	828	809	107	13.23%	688	85.04%	4	0.49%	
Provisional	2970	5	5	1	20.00%	3	60.00%	0	0.00%	
Total	2970	1348	1314	178	13.55%	1109	84.40%	10	0.76%	
07409										
Polling	2968	484	472	27	5.72%	435	92.16%	1	0.21%	
Absentee	2968	3	3	0	0.00%	3	100.00%	0	0.00%	
Early Vote	2968	612	589	41	6.96%	536	91.00%	2	0.34%	
Provisional	2968	8	8	0	0.00%	7	87.50%	1	12.50%	
Total	2968	1107	1072	68	6.34%	981	91.51%	4	0.37%	
07501										
Polling	2511	358	346	9	2.60%	335	96.82%	0	0.00%	
Absentee	2511	11	11	1	9.09%	10	90.91%	0	0.00%	
Early Vote	2511	688	667	23	3.45%	634	95.05%	1	0.15%	
Provisional	2511	2	2	0	0.00%	2	100.00%	0	0.00%	
Total	2511	1059	1026	33	3.22%	981	95.61%	1	0.10%	
07506										
Polling	4668	781	766	16	2.09%	729	95.17%	4	0.52%	
Absentee	4668	10	10	1	10.00%	9	90.00%	0	0.00%	
Early Vote	4668	1387	1354	25	1.85%	1303	96.23%	5	0.37%	
Provisional	4668	6	6	0	0.00%	5	83.33%	0	0.00%	
Total	4668	2184	2136	42	1.97%	2046	95.79%	9	0.42%	
07507										
Polling	4265	648	629	17	2.70%	604	96.03%	1	0.16%	
Absentee	4265	17	16	0	0.00%	16	100.00%	0	0.00%	
Early Vote	4265	1107	1072	16	1.49%	1028	95.90%	3	0.28%	
Provisional	4265	0	0	0	-	0	-	0	-	
Total	4265	1772	1717	33	1.92%	1648	95.98%	4	0.23%	
07511										
Polling	3998	682	669	26	3.89%	631	94.32%	3	0.45%	
Absentee	3998	21	21	1	4.76%	20	95.24%	0	0.00%	

RETRIEVED FROM DEMOCRACYDOCKET.COM

Statement of Votes Cast
Shelby County, TN
State and Federal General Election _Municipal Elections
November 6, 2018
SOVC For Jurisdiction Wide, All Counters, All Races
Official Combined Results

	UNITED STATES SENATE									
	Reg. Voters	Times Counted	Total Votes	Marsha Blackburn		Phil Bredesen		Trudy A. Austin		
Early Vote	3998	1405	1378	29	2.10%	1331	96.59%	5	0.36%	
Provisional	3998	5	5	0	0.00%	5	100.00%	0	0.00%	
Total	3998	2113	2073	56	2.70%	1987	95.85%	8	0.39%	
07604										
Polling	2705	474	461	24	5.21%	433	93.93%	4	0.87%	
Absentee	2705	12	12	0	0.00%	12	100.00%	0	0.00%	
Early Vote	2705	950	925	14	1.51%	903	97.62%	5	0.54%	
Provisional	2705	3	3	0	0.00%	3	100.00%	0	0.00%	
Total	2705	1439	1401	38	2.71%	1351	96.43%	9	0.64%	
07605										
Polling	2560	351	345	9	2.61%	334	96.81%	0	0.00%	
Absentee	2560	6	6	0	0.00%	6	100.00%	0	0.00%	
Early Vote	2560	753	734	7	0.95%	717	97.68%	1	0.14%	
Provisional	2560	7	7	0	0.00%	7	100.00%	0	0.00%	
Total	2560	1117	1092	16	1.47%	1064	97.44%	1	0.09%	
07606										
Polling	3910	620	602	22	3.65%	567	94.19%	1	0.17%	
Absentee	3910	17	17	4	23.53%	13	76.47%	0	0.00%	
Early Vote	3910	1191	1162	20	1.72%	1123	96.64%	3	0.26%	
Provisional	3910	2	2	0	0.00%	2	100.00%	0	0.00%	
Total	3910	1830	1783	46	2.58%	1705	95.63%	4	0.22%	
07701										
Polling	3935	576	551	24	4.32%	524	94.41%	3	0.54%	
Absentee	3935	17	17	2	11.76%	15	88.24%	0	0.00%	
Early Vote	3935	1434	1406	40	2.84%	1348	95.87%	2	0.14%	
Provisional	3935	2	2	0	0.00%	2	100.00%	0	0.00%	
Total	3935	2029	1980	66	3.33%	1889	95.40%	5	0.25%	
07703										
Polling	3193	432	422	23	5.45%	390	92.42%	2	0.47%	
Absentee	3193	23	23	5	21.74%	18	78.26%	0	0.00%	
Early Vote	3193	996	976	35	3.59%	935	95.80%	1	0.10%	
Provisional	3193	3	3	0	0.00%	3	100.00%	0	0.00%	
Total	3193	1454	1424	63	4.42%	1346	94.52%	3	0.21%	
07803										
Polling	4069	488	480	15	3.13%	451	93.96%	3	0.63%	
Absentee	4069	15	15	3	20.00%	12	80.00%	0	0.00%	
Early Vote	4069	1090	1058	26	2.46%	1022	96.60%	3	0.28%	
Provisional	4069	7	7	0	0.00%	7	100.00%	0	0.00%	
Total	4069	1600	1560	44	2.82%	1492	95.64%	6	0.38%	
07901										
Polling	5290	683	671	22	3.28%	635	94.63%	2	0.30%	
Absentee	5290	82	82	9	10.98%	73	89.02%	0	0.00%	
Early Vote	5290	1296	1256	43	3.42%	1197	95.30%	6	0.48%	
Provisional	5290	13	13	1	7.69%	11	84.62%	0	0.00%	
Total	5290	2074	2022	75	3.71%	1916	94.76%	8	0.40%	
07902										
Polling	3020	524	513	25	4.87%	479	93.37%	2	0.39%	
Absentee	3020	15	15	3	20.00%	11	73.33%	0	0.00%	
Early Vote	3020	1114	1089	28	2.57%	1050	96.42%	3	0.28%	
Provisional	3020	5	5	0	0.00%	5	100.00%	0	0.00%	
Total	3020	1658	1622	56	3.45%	1545	95.25%	5	0.31%	
07903										
Polling	3891	718	706	39	5.52%	659	93.34%	1	0.14%	
Absentee	3891	11	11	0	0.00%	11	100.00%	0	0.00%	
Early Vote	3891	1128	1104	24	2.17%	1068	96.74%	6	0.54%	
Provisional	3891	2	2	0	0.00%	2	100.00%	0	0.00%	
Total	3891	1859	1823	63	3.46%	1740	95.45%	7	0.38%	
07907										

RETRIEVED FROM DEMOCRACYDOCKET.COM

Statement of Votes Cast
Shelby County, TN
State and Federal General Election _Municipal Elections
November 6, 2018
SOVC For Jurisdiction Wide, All Counters, All Races
Official Combined Results

	UNITED STATES SENATE									
	Reg. Voters	Times Counted	Total Votes	Marsha Blackburn		Phil Bredesen		Trudy A. Austin		
Polling	2602	394	388	14	3.61%	371	95.62%	0	0.00%	
Absentee	2602	5	5	1	20.00%	4	80.00%	0	0.00%	
Early Vote	2602	793	782	18	2.30%	758	96.93%	1	0.13%	
Provisional	2602	2	2	0	0.00%	2	100.00%	0	0.00%	
Total	2602	1194	1177	33	2.80%	1135	96.43%	1	0.08%	
08002										
Polling	3892	684	679	323	47.57%	345	50.81%	4	0.59%	
Absentee	3892	98	95	39	41.05%	55	57.89%	0	0.00%	
Early Vote	3892	1594	1582	730	46.14%	847	53.54%	3	0.19%	
Provisional	3892	20	20	8	40.00%	12	60.00%	0	0.00%	
Total	3892	2396	2376	1100	46.30%	1259	52.99%	7	0.29%	
08101										
Polling	3654	633	623	298	47.83%	320	51.36%	1	0.16%	
Absentee	3654	65	65	29	44.62%	34	52.31%	1	1.54%	
Early Vote	3654	1420	1411	748	53.01%	658	46.63%	0	0.00%	
Provisional	3654	4	4	0	0.00%	4	100.00%	0	0.00%	
Total	3654	2122	2103	1075	51.12%	1016	48.31%	2	0.10%	
08103										
Polling	3243	634	630	347	55.08%	274	43.49%	5	0.79%	
Absentee	3243	50	50	23	46.00%	26	52.00%	0	0.00%	
Early Vote	3243	1460	1453	760	52.31%	686	47.21%	4	0.28%	
Provisional	3243	1	1	1	100.00%	0	0.00%	0	0.00%	
Total	3243	2145	2134	1131	53.00%	986	46.20%	9	0.42%	
08105										
Polling	2960	566	560	110	19.64%	444	79.29%	2	0.36%	
Absentee	2960	53	52	13	25.00%	37	71.15%	0	0.00%	
Early Vote	2960	958	949	170	17.91%	773	81.45%	1	0.11%	
Provisional	2960	6	6	1	16.67%	5	83.33%	0	0.00%	
Total	2960	1583	1567	294	18.76%	1259	80.34%	3	0.19%	
08107										
Polling	5186	1051	1033	329	31.85%	685	66.31%	7	0.68%	
Absentee	5186	50	49	14	28.57%	33	67.35%	0	0.00%	
Early Vote	5186	1555	1542	467	30.29%	1063	68.94%	2	0.13%	
Provisional	5186	3	3	0	0.00%	3	100.00%	0	0.00%	
Total	5186	2659	2627	810	30.83%	1784	67.91%	9	0.34%	
08202										
Polling	1064	224	218	26	11.93%	190	87.16%	0	0.00%	
Absentee	1064	3	3	0	0.00%	3	100.00%	0	0.00%	
Early Vote	1064	310	306	13	4.25%	285	93.14%	2	0.65%	
Provisional	1064	5	5	0	0.00%	5	100.00%	0	0.00%	
Total	1064	542	532	39	7.33%	483	90.79%	2	0.38%	
08300										
Polling	1501	227	217	19	8.76%	191	88.02%	2	0.92%	
Absentee	1501	2	2	0	0.00%	2	100.00%	0	0.00%	
Early Vote	1501	290	281	28	9.96%	250	88.97%	1	0.36%	
Provisional	1501	0	0	0	-	0	-	0	-	
Total	1501	519	500	47	9.40%	443	88.60%	3	0.60%	
08402										
Polling	1062	191	186	9	4.84%	175	94.09%	0	0.00%	
Absentee	1062	2	2	0	0.00%	2	100.00%	0	0.00%	
Early Vote	1062	317	305	12	3.93%	286	93.77%	3	0.98%	
Provisional	1062	3	3	1	33.33%	2	66.67%	0	0.00%	
Total	1062	513	496	22	4.44%	465	93.75%	3	0.60%	
08600										
Polling	4282	629	611	58	9.49%	548	89.69%	0	0.00%	
Absentee	4282	26	26	6	23.08%	20	76.92%	0	0.00%	
Early Vote	4282	1342	1307	158	12.09%	1134	86.76%	4	0.31%	
Provisional	4282	5	5	1	20.00%	4	80.00%	0	0.00%	

RETRIEVED FROM DEMOCRACYDOCKET.COM

Statement of Votes Cast
Shelby County, TN
State and Federal General Election _Municipal Elections
November 6, 2018
SOVC For Jurisdiction Wide, All Counters, All Races
Official Combined Results

	UNITED STATES SENATE									
	Reg. Voters	Times Counted	Total Votes	Marsha Blackburn		Phil Bredesen		Trudy A. Austin		
Total	4282	2002	1949	223	11.44%	1706	87.53%	4	0.21%	
08702										
Polling	2964	481	473	38	8.03%	430	90.91%	2	0.42%	
Absentee	2964	6	6	0	0.00%	6	100.00%	0	0.00%	
Early Vote	2964	902	869	62	7.13%	799	91.94%	1	0.12%	
Provisional	2964	8	8	1	12.50%	7	87.50%	0	0.00%	
Total	2964	1397	1356	101	7.45%	1242	91.59%	3	0.22%	
08703										
Polling	4747	836	810	145	17.90%	642	79.26%	7	0.86%	
Absentee	4747	17	17	5	29.41%	12	70.59%	0	0.00%	
Early Vote	4747	1533	1509	305	20.21%	1181	78.26%	8	0.53%	
Provisional	4747	8	8	0	0.00%	7	87.50%	0	0.00%	
Total	4747	2394	2344	455	19.41%	1842	78.58%	15	0.64%	
08704										
Polling	3205	500	494	98	19.84%	383	77.53%	2	0.40%	
Absentee	3205	13	13	9	69.23%	4	30.77%	0	0.00%	
Early Vote	3205	1094	1083	315	29.09%	758	69.99%	4	0.37%	
Provisional	3205	14	14	5	35.71%	9	64.29%	0	0.00%	
Total	3205	1621	1604	427	26.62%	1154	71.95%	6	0.37%	
08802										
Polling	1798	393	386	68	17.62%	315	81.61%	1	0.26%	
Absentee	1798	13	13	4	30.77%	9	69.23%	0	0.00%	
Early Vote	1798	559	553	94	17.00%	454	82.10%	2	0.36%	
Provisional	1798	1	1	0	0.00%	1	100.00%	0	0.00%	
Total	1798	966	953	166	17.42%	779	81.74%	3	0.31%	
08803										
Polling	4812	710	694	115	16.57%	562	80.98%	6	0.86%	
Absentee	4812	19	19	8	42.11%	10	52.63%	1	5.26%	
Early Vote	4812	844	829	146	17.61%	675	81.42%	4	0.48%	
Provisional	4812	6	6	0	0.00%	6	100.00%	0	0.00%	
Total	4812	1579	1548	269	17.38%	1253	80.94%	11	0.71%	
08804										
Polling	2353	367	354	43	12.15%	307	86.72%	1	0.28%	
Absentee	2353	6	6	4	66.67%	2	33.33%	0	0.00%	
Early Vote	2353	463	446	48	10.76%	387	86.77%	3	0.67%	
Provisional	2353	3	3	0	0.00%	3	100.00%	0	0.00%	
Total	2353	839	809	95	11.74%	699	86.40%	4	0.49%	
08901										
Polling	2588	449	444	180	40.54%	254	57.21%	3	0.68%	
Absentee	2588	14	14	6	42.86%	8	57.14%	0	0.00%	
Early Vote	2588	555	553	196	35.44%	348	62.93%	3	0.54%	
Provisional	2588	16	15	1	6.67%	13	86.67%	0	0.00%	
Total	2588	1034	1026	383	37.33%	623	60.72%	6	0.58%	
08902										
Polling	3379	760	747	226	30.25%	500	66.93%	8	1.07%	
Absentee	3379	10	10	2	20.00%	8	80.00%	0	0.00%	
Early Vote	3379	654	643	183	28.46%	449	69.83%	2	0.31%	
Provisional	3379	16	16	3	18.75%	13	81.25%	0	0.00%	
Total	3379	1440	1416	414	29.24%	970	68.50%	10	0.71%	
09002										
Polling	4404	676	656	65	9.91%	578	88.11%	2	0.30%	
Absentee	4404	11	11	7	63.64%	4	36.36%	0	0.00%	
Early Vote	4404	905	878	88	10.02%	769	87.59%	2	0.23%	
Provisional	4404	8	8	1	12.50%	7	87.50%	0	0.00%	
Total	4404	1600	1553	161	10.37%	1358	87.44%	4	0.26%	
09003										
Polling	3314	565	537	23	4.28%	509	94.79%	2	0.37%	
Absentee	3314	12	12	6	50.00%	6	50.00%	0	0.00%	

RETRIEVED FROM DEMOCRACYDOCKET.COM

Statement of Votes Cast
Shelby County, TN
State and Federal General Election _Municipal Elections
November 6, 2018
SOVC For Jurisdiction Wide, All Counters, All Races
Official Combined Results

	UNITED STATES SENATE									
	Reg. Voters	Times Counted	Total Votes	Marsha Blackburn		Phil Bredesen		Trudy A. Austin		
Early Vote	3314	904	882	95	10.77%	769	87.19%	4	0.45%	
Provisional	3314	1	1	0	0.00%	1	100.00%	0	0.00%	
Total	3314	1482	1432	124	8.66%	1285	89.73%	6	0.42%	
09101										
Polling	5085	825	814	333	40.91%	466	57.25%	7	0.86%	
Absentee	5085	66	65	22	33.85%	43	66.15%	0	0.00%	
Early Vote	5085	1787	1773	726	40.95%	1026	57.87%	8	0.45%	
Provisional	5085	16	16	4	25.00%	11	68.75%	0	0.00%	
Total	5085	2694	2668	1085	40.67%	1546	57.95%	15	0.56%	
09102										
Polling	4410	754	747	299	40.03%	438	58.63%	3	0.40%	
Absentee	4410	65	65	32	49.23%	32	49.23%	1	1.54%	
Early Vote	4410	1573	1561	585	37.48%	956	61.24%	7	0.45%	
Provisional	4410	7	7	3	42.86%	4	57.14%	0	0.00%	
Total	4410	2399	2380	919	38.61%	1430	60.08%	11	0.46%	
09104										
Polling	4450	848	840	380	45.24%	441	52.50%	8	0.95%	
Absentee	4450	26	26	7	26.92%	19	73.08%	0	0.00%	
Early Vote	4450	1635	1628	759	46.62%	848	52.09%	6	0.37%	
Provisional	4450	8	8	1	12.50%	7	87.50%	0	0.00%	
Total	4450	2517	2502	1147	45.84%	1315	52.56%	14	0.56%	
09201										
Polling	1634	273	268	16	5.97%	246	91.79%	1	0.37%	
Absentee	1634	1	1	0	0.00%	1	100.00%	0	0.00%	
Early Vote	1634	368	359	14	3.90%	341	94.99%	0	0.00%	
Provisional	1634	4	4	1	25.00%	3	75.00%	0	0.00%	
Total	1634	646	632	31	4.91%	591	93.51%	1	0.16%	
09301										
Polling	3545	563	547	44	8.04%	498	91.04%	2	0.37%	
Absentee	3545	2	2	0	0.00%	2	100.00%	0	0.00%	
Early Vote	3545	675	655	33	5.04%	617	94.20%	1	0.15%	
Provisional	3545	3	3	0	0.00%	3	100.00%	0	0.00%	
Total	3545	1243	1207	77	6.38%	1120	92.79%	3	0.25%	
09303										
Polling	3179	367	355	33	9.30%	313	88.17%	2	0.56%	
Absentee	3179	123	122	79	64.75%	40	32.79%	0	0.00%	
Early Vote	3179	542	532	111	20.86%	416	78.20%	2	0.38%	
Provisional	3179	5	5	0	0.00%	5	100.00%	0	0.00%	
Total	3179	1037	1014	223	21.99%	774	76.33%	4	0.39%	
09403										
Polling	4463	751	723	40	5.53%	675	93.36%	3	0.41%	
Absentee	4463	19	19	2	10.53%	16	84.21%	0	0.00%	
Early Vote	4463	1234	1205	73	6.06%	1107	91.87%	3	0.25%	
Provisional	4463	7	7	1	14.29%	6	85.71%	0	0.00%	
Total	4463	2011	1954	116	5.94%	1804	92.32%	6	0.31%	
09406										
Polling	2437	515	499	31	6.21%	462	92.59%	2	0.40%	
Absentee	2437	5	5	2	40.00%	3	60.00%	0	0.00%	
Early Vote	2437	555	541	34	6.28%	505	93.35%	0	0.00%	
Provisional	2437	5	5	0	0.00%	5	100.00%	0	0.00%	
Total	2437	1080	1050	67	6.38%	975	92.86%	2	0.19%	
09407										
Polling	5534	1000	973	79	8.12%	879	90.34%	6	0.62%	
Absentee	5534	16	16	3	18.75%	13	81.25%	0	0.00%	
Early Vote	5534	1176	1146	62	5.41%	1062	92.67%	6	0.52%	
Provisional	5534	0	0	0	-	0	-	0	-	
Total	5534	2192	2135	144	6.74%	1954	91.52%	12	0.56%	
09408										

RETRIEVED FROM DEMOCRACYDOCKET.COM

Statement of Votes Cast
Shelby County, TN
State and Federal General Election _Municipal Elections
November 6, 2018
SOVC For Jurisdiction Wide, All Counters, All Races
Official Combined Results

	UNITED STATES SENATE									
	Reg. Voters	Times Counted	Total Votes	Marsha Blackburn		Phil Bredesen		Trudy A. Austin		
Polling	3276	666	651	60	9.22%	587	90.17%	3	0.46%	
Absentee	3276	14	14	1	7.14%	13	92.86%	0	0.00%	
Early Vote	3276	1079	1058	95	8.98%	952	89.98%	3	0.28%	
Provisional	3276	3	3	1	33.33%	2	66.67%	0	0.00%	
Total	3276	1762	1726	157	9.10%	1554	90.03%	6	0.35%	
09501										
Polling	4147	881	870	281	32.30%	571	65.63%	4	0.46%	
Absentee	4147	21	21	9	42.86%	12	57.14%	0	0.00%	
Early Vote	4147	1177	1162	437	37.61%	712	61.27%	7	0.60%	
Provisional	4147	8	8	2	25.00%	6	75.00%	0	0.00%	
Total	4147	2087	2061	729	35.37%	1301	63.12%	11	0.53%	
09505										
Polling	3166	679	672	282	41.96%	378	56.25%	4	0.60%	
Absentee	3166	22	22	10	45.45%	12	54.55%	0	0.00%	
Early Vote	3166	1140	1136	531	46.74%	590	51.94%	7	0.62%	
Provisional	3166	18	18	4	22.22%	13	72.22%	0	0.00%	
Total	3166	1859	1848	827	44.75%	993	53.73%	11	0.60%	
09506										
Polling	3375	558	555	190	34.23%	356	64.14%	2	0.36%	
Absentee	3375	21	21	6	28.57%	15	71.43%	0	0.00%	
Early Vote	3375	1144	1136	449	39.52%	673	59.24%	4	0.35%	
Provisional	3375	5	5	1	20.00%	4	80.00%	0	0.00%	
Total	3375	1728	1717	646	37.62%	1048	61.04%	6	0.35%	
09507										
Polling	2886	517	508	184	36.22%	308	60.63%	1	0.20%	
Absentee	2886	15	15	6	40.00%	9	60.00%	0	0.00%	
Early Vote	2886	895	888	323	36.37%	552	62.16%	2	0.23%	
Provisional	2886	6	6	1	16.67%	5	83.33%	0	0.00%	
Total	2886	1433	1417	514	36.27%	874	61.68%	3	0.21%	
09508										
Polling	4475	720	713	207	29.03%	494	69.28%	3	0.42%	
Absentee	4475	32	32	9	28.13%	23	71.88%	0	0.00%	
Early Vote	4475	1816	1802	657	36.46%	1135	62.99%	2	0.11%	
Provisional	4475	8	8	1	12.50%	7	87.50%	0	0.00%	
Total	4475	2576	2555	874	34.21%	1659	64.93%	5	0.20%	
09601										
Polling	3577	691	684	185	27.05%	484	70.76%	3	0.44%	
Absentee	3577	15	15	3	20.00%	11	73.33%	0	0.00%	
Early Vote	3577	1118	1110	335	30.18%	762	68.65%	1	0.09%	
Provisional	3577	3	3	0	0.00%	3	100.00%	0	0.00%	
Total	3577	1827	1812	523	28.86%	1260	69.54%	4	0.22%	
09602										
Polling	4305	825	818	314	38.39%	485	59.29%	5	0.61%	
Absentee	4305	31	31	18	58.06%	10	32.26%	3	9.68%	
Early Vote	4305	1433	1422	609	42.83%	798	56.12%	9	0.63%	
Provisional	4305	11	11	6	54.55%	5	45.45%	0	0.00%	
Total	4305	2300	2282	947	41.50%	1298	56.88%	17	0.74%	
ARL01										
Polling	5773	1153	1150	777	67.57%	350	30.43%	8	0.70%	
Absentee	5773	26	26	9	34.62%	16	61.54%	0	0.00%	
Early Vote	5773	2318	2307	1548	67.10%	735	31.86%	5	0.22%	
Provisional	5773	11	11	5	45.45%	6	54.55%	0	0.00%	
Total	5773	3508	3494	2339	66.94%	1107	31.68%	13	0.37%	
ARL02										
Polling	2968	540	538	360	66.91%	167	31.04%	2	0.37%	
Absentee	2968	14	14	8	57.14%	6	42.86%	0	0.00%	
Early Vote	2968	1055	1048	683	65.17%	353	33.68%	3	0.29%	
Provisional	2968	5	5	4	80.00%	1	20.00%	0	0.00%	

RETRIEVED FROM DEMOCRACYDOCKET.COM

Statement of Votes Cast
Shelby County, TN
State and Federal General Election _Municipal Elections
November 6, 2018
SOVC For Jurisdiction Wide, All Counters, All Races
Official Combined Results

	UNITED STATES SENATE									
	Reg. Voters	Times Counted	Total Votes	Marsha Blackburn		Phil Bredesen		Trudy A. Austin	
Total	2968	1614	1605	1055	65.73%	527	32.83%	5	0.31%
BAR03									
Polling	3245	604	596	426	71.48%	155	26.01%	7	1.17%
Absentee	3245	27	27	17	62.96%	9	33.33%	1	3.70%
Early Vote	3245	1372	1363	987	72.41%	360	26.41%	5	0.37%
Provisional	3245	1	1	1	100.00%	0	0.00%	0	0.00%
Total	3245	2004	1987	1431	72.02%	524	26.37%	13	0.65%
BAR04									
Polling	4846	715	709	345	48.66%	343	48.38%	6	0.85%
Absentee	4846	26	26	18	69.23%	8	30.77%	0	0.00%
Early Vote	4846	1976	1961	1095	55.84%	846	43.14%	2	0.10%
Provisional	4846	8	7	4	57.14%	3	42.86%	0	0.00%
Total	4846	2725	2703	1462	54.09%	1200	44.40%	8	0.30%
BAR05									
Polling	4505	1010	1002	618	61.68%	366	36.53%	5	0.50%
Absentee	4505	39	38	18	47.37%	19	50.00%	0	0.00%
Early Vote	4505	1563	1551	932	60.09%	599	38.62%	7	0.45%
Provisional	4505	9	9	3	33.33%	6	66.67%	0	0.00%
Total	4505	2621	2600	1571	60.42%	990	38.08%	12	0.46%
BAR06									
Polling	3558	730	721	396	54.92%	301	41.75%	4	0.55%
Absentee	3558	15	15	8	53.33%	7	46.67%	0	0.00%
Early Vote	3558	1179	1172	712	60.75%	443	37.80%	3	0.26%
Provisional	3558	8	8	2	25.00%	6	75.00%	0	0.00%
Total	3558	1932	1916	1118	58.35%	757	39.51%	7	0.37%
BAR08									
Polling	5451	896	887	539	60.77%	326	36.75%	5	0.56%
Absentee	5451	34	34	24	70.59%	10	29.41%	0	0.00%
Early Vote	5451	2257	2242	1493	66.59%	731	32.60%	2	0.09%
Provisional	5451	8	8	2	25.00%	6	75.00%	0	0.00%
Total	5451	3195	3171	2058	64.90%	1073	33.84%	7	0.22%
BAR09									
Polling	4396	820	813	517	63.59%	270	33.21%	12	1.48%
Absentee	4396	90	90	52	57.78%	34	37.78%	2	2.22%
Early Vote	4396	1655	1643	1134	69.02%	489	29.76%	8	0.49%
Provisional	4396	1	1	1	100.00%	0	0.00%	0	0.00%
Total	4396	2566	2547	1704	66.90%	793	31.13%	22	0.86%
BAR11									
Polling	2934	632	626	434	69.33%	181	28.91%	4	0.64%
Absentee	2934	63	61	38	62.30%	20	32.79%	0	0.00%
Early Vote	2934	1135	1128	828	73.40%	286	25.35%	5	0.44%
Provisional	2934	4	4	0	0.00%	4	100.00%	0	0.00%
Total	2934	1834	1819	1300	71.47%	491	26.99%	9	0.49%
BAR13									
Polling	5318	967	954	363	38.05%	567	59.43%	8	0.84%
Absentee	5318	30	30	10	33.33%	20	66.67%	0	0.00%
Early Vote	5318	2029	2009	901	44.85%	1093	54.41%	7	0.35%
Provisional	5318	6	6	1	16.67%	5	83.33%	0	0.00%
Total	5318	3032	2999	1275	42.51%	1685	56.19%	15	0.50%
BRU01									
Polling	2559	477	475	302	63.58%	163	34.32%	2	0.42%
Absentee	2559	22	22	11	50.00%	11	50.00%	0	0.00%
Early Vote	2559	1155	1148	767	66.81%	376	32.75%	3	0.26%
Provisional	2559	9	9	6	66.67%	3	33.33%	0	0.00%
Total	2559	1663	1654	1086	65.66%	553	33.43%	5	0.30%
BRU02									
Polling	4845	978	971	488	50.26%	473	48.71%	3	0.31%
Absentee	4845	22	22	11	50.00%	11	50.00%	0	0.00%

RETRIEVED FROM DEMOCRACYDOCKET.COM

Statement of Votes Cast
Shelby County, TN
State and Federal General Election _Municipal Elections
November 6, 2018
SOVC For Jurisdiction Wide, All Counters, All Races
Official Combined Results

	UNITED STATES SENATE									
	Reg. Voters	Times Counted	Total Votes	Marsha Blackburn		Phil Bredesen		Trudy A. Austin		
Early Vote	4845	1891	1883	901	47.85%	962	51.09%	7	0.37%	
Provisional	4845	11	11	4	36.36%	7	63.64%	0	0.00%	
Total	4845	2902	2887	1404	48.63%	1453	50.33%	10	0.35%	
COL01										
Polling	4889	942	938	670	71.43%	254	27.08%	7	0.75%	
Absentee	4889	25	25	10	40.00%	15	60.00%	0	0.00%	
Early Vote	4889	1952	1944	1418	72.94%	507	26.08%	4	0.21%	
Provisional	4889	4	4	0	0.00%	4	100.00%	0	0.00%	
Total	4889	2923	2911	2098	72.07%	780	26.79%	11	0.38%	
COL02										
Polling	4775	862	850	372	43.76%	473	55.65%	1	0.12%	
Absentee	4775	45	45	16	35.56%	28	62.22%	0	0.00%	
Early Vote	4775	1827	1796	1029	57.29%	743	41.37%	11	0.61%	
Provisional	4775	7	7	4	57.14%	3	42.86%	0	0.00%	
Total	4775	2741	2698	1421	52.67%	1247	46.22%	12	0.44%	
COL03										
Polling	3987	604	601	385	64.06%	202	33.61%	3	0.50%	
Absentee	3987	18	18	8	44.44%	9	50.00%	0	0.00%	
Early Vote	3987	1723	1712	1308	76.40%	390	22.78%	4	0.23%	
Provisional	3987	6	6	4	66.67%	2	33.33%	0	0.00%	
Total	3987	2351	2337	1705	72.96%	603	25.80%	7	0.30%	
COL04										
Polling	4335	697	690	440	63.77%	232	33.62%	2	0.29%	
Absentee	4335	33	33	19	57.58%	13	39.39%	0	0.00%	
Early Vote	4335	1990	1979	1422	71.85%	545	27.54%	6	0.30%	
Provisional	4335	10	10	4	40.00%	5	50.00%	0	0.00%	
Total	4335	2730	2712	1885	69.51%	795	29.31%	8	0.29%	
COL05										
Polling	2502	545	542	387	71.40%	148	27.31%	2	0.37%	
Absentee	2502	28	28	9	32.14%	18	64.29%	1	3.57%	
Early Vote	2502	965	961	718	74.71%	229	23.83%	4	0.42%	
Provisional	2502	2	2	2	100.00%	0	0.00%	0	0.00%	
Total	2502	1540	1533	1116	72.80%	395	25.77%	7	0.46%	
COL06										
Polling	3584	523	521	350	67.18%	162	31.09%	3	0.58%	
Absentee	3584	48	48	23	47.92%	25	52.08%	0	0.00%	
Early Vote	3584	1570	1566	1154	73.69%	405	25.86%	2	0.13%	
Provisional	3584	3	3	1	33.33%	2	66.67%	0	0.00%	
Total	3584	2144	2138	1528	71.47%	594	27.78%	5	0.23%	
COL07										
Polling	3883	852	848	300	35.38%	537	63.33%	5	0.59%	
Absentee	3883	32	32	7	21.88%	25	78.13%	0	0.00%	
Early Vote	3883	1496	1489	515	34.59%	962	64.61%	3	0.20%	
Provisional	3883	9	9	4	44.44%	5	55.56%	0	0.00%	
Total	3883	2389	2378	826	34.74%	1529	64.30%	8	0.34%	
COL08										
Polling	2554	523	522	352	67.43%	166	31.80%	2	0.38%	
Absentee	2554	32	32	21	65.63%	11	34.38%	0	0.00%	
Early Vote	2554	992	989	679	68.66%	303	30.64%	2	0.20%	
Provisional	2554	6	6	4	66.67%	2	33.33%	0	0.00%	
Total	2554	1553	1549	1056	68.17%	482	31.12%	4	0.26%	
COL09										
Polling	4063	608	603	408	67.66%	186	30.85%	1	0.17%	
Absentee	4063	55	54	37	68.52%	17	31.48%	0	0.00%	
Early Vote	4063	1754	1747	1248	71.44%	491	28.11%	3	0.17%	
Provisional	4063	9	9	4	44.44%	5	55.56%	0	0.00%	
Total	4063	2426	2413	1697	70.33%	699	28.97%	4	0.17%	
COR03										

RETRIEVED FROM DEMOCRACYDOCKET.COM

Statement of Votes Cast
Shelby County, TN
State and Federal General Election _Municipal Elections
November 6, 2018
SOVC For Jurisdiction Wide, All Counters, All Races
Official Combined Results

	UNITED STATES SENATE									
	Reg. Voters	Times Counted	Total Votes	Marsha Blackburn		Phil Bredesen		Trudy A. Austin		
Polling	5214	961	953	381	39.98%	558	58.55%	5	0.52%	
Absentee	5214	29	29	17	58.62%	12	41.38%	0	0.00%	
Early Vote	5214	2136	2116	728	34.40%	1368	64.65%	8	0.38%	
Provisional	5214	9	9	3	33.33%	6	66.67%	0	0.00%	
Total	5214	3135	3107	1129	36.34%	1944	62.57%	13	0.42%	
COR04										
Polling	2147	282	279	104	37.28%	166	59.50%	4	1.43%	
Absentee	2147	34	34	18	52.94%	15	44.12%	0	0.00%	
Early Vote	2147	830	821	349	42.51%	459	55.91%	6	0.73%	
Provisional	2147	4	4	0	0.00%	4	100.00%	0	0.00%	
Total	2147	1150	1138	471	41.39%	644	56.59%	10	0.88%	
COR05										
Polling	3857	845	833	212	25.45%	599	71.91%	6	0.72%	
Absentee	3857	13	13	3	23.08%	10	76.92%	0	0.00%	
Early Vote	3857	1054	1042	253	24.28%	775	74.38%	7	0.67%	
Provisional	3857	11	11	3	27.27%	8	72.73%	0	0.00%	
Total	3857	1923	1899	471	24.80%	1392	73.30%	13	0.68%	
EAD00										
Polling	1852	513	508	381	75.00%	117	23.03%	5	0.98%	
Absentee	1852	16	16	10	62.50%	6	37.50%	0	0.00%	
Early Vote	1852	705	703	478	67.99%	220	31.29%	3	0.43%	
Provisional	1852	2	2	0	0.00%	2	100.00%	0	0.00%	
Total	1852	1236	1229	869	70.71%	345	28.07%	8	0.65%	
FOR01										
Polling	2976	495	489	173	35.38%	307	62.78%	1	0.20%	
Absentee	2976	27	27	15	55.56%	12	44.44%	0	0.00%	
Early Vote	2976	1086	1075	483	44.93%	581	54.05%	5	0.47%	
Provisional	2976	4	4	0	0.00%	4	100.00%	0	0.00%	
Total	2976	1612	1595	671	42.07%	904	56.68%	6	0.38%	
FOR02										
Polling	1628	227	225	68	30.22%	151	67.11%	1	0.44%	
Absentee	1628	24	23	11	47.83%	12	52.17%	0	0.00%	
Early Vote	1628	598	596	166	27.85%	424	71.14%	0	0.00%	
Provisional	1628	4	4	1	25.00%	3	75.00%	0	0.00%	
Total	1628	853	848	246	29.01%	590	69.58%	1	0.12%	
FOR03										
Polling	4129	823	804	76	9.45%	716	89.05%	2	0.25%	
Absentee	4129	15	15	1	6.67%	14	93.33%	0	0.00%	
Early Vote	4129	1429	1410	143	10.14%	1252	88.79%	6	0.43%	
Provisional	4129	4	4	0	0.00%	4	100.00%	0	0.00%	
Total	4129	2271	2233	220	9.85%	1986	88.94%	8	0.36%	
GER02										
Polling	4575	769	763	433	56.75%	319	41.81%	4	0.52%	
Absentee	4575	80	77	44	57.14%	32	41.56%	0	0.00%	
Early Vote	4575	2082	2072	1297	62.60%	750	36.20%	6	0.29%	
Provisional	4575	5	5	4	80.00%	1	20.00%	0	0.00%	
Total	4575	2936	2917	1778	60.95%	1102	37.78%	10	0.34%	
GER03										
Polling	3688	743	727	440	60.52%	273	37.55%	7	0.96%	
Absentee	3688	96	95	64	67.37%	31	32.63%	0	0.00%	
Early Vote	3688	1457	1447	914	63.17%	522	36.07%	2	0.14%	
Provisional	3688	4	4	3	75.00%	1	25.00%	0	0.00%	
Total	3688	2300	2273	1421	62.52%	827	36.38%	9	0.40%	
GER04										
Polling	4840	962	950	554	58.32%	381	40.11%	4	0.42%	
Absentee	4840	72	72	34	47.22%	37	51.39%	1	1.39%	
Early Vote	4840	2254	2237	1521	67.99%	702	31.38%	3	0.13%	
Provisional	4840	6	6	1	16.67%	5	83.33%	0	0.00%	

RETRIEVED FROM DEMOCRACYDOCKET.COM

Statement of Votes Cast
Shelby County, TN
State and Federal General Election _Municipal Elections
November 6, 2018
SOVC For Jurisdiction Wide, All Counters, All Races
Official Combined Results

	UNITED STATES SENATE									
	Reg. Voters	Times Counted	Total Votes	Marsha Blackburn		Phil Bredesen		Trudy A. Austin		
Total	4840	3294	3265	2110	64.62%	1125	34.46%	8	0.25%	
GER05										
Polling	5127	1006	998	575	57.62%	414	41.48%	3	0.30%	
Absentee	5127	72	72	26	36.11%	45	62.50%	0	0.00%	
Early Vote	5127	2287	2269	1328	58.53%	923	40.68%	5	0.22%	
Provisional	5127	5	5	2	40.00%	3	60.00%	0	0.00%	
Total	5127	3370	3344	1931	57.75%	1385	41.42%	8	0.24%	
GER06										
Polling	2561	548	539	286	53.06%	247	45.83%	3	0.56%	
Absentee	2561	43	42	22	52.38%	20	47.62%	0	0.00%	
Early Vote	2561	1284	1280	743	58.05%	527	41.17%	2	0.16%	
Provisional	2561	2	2	0	0.00%	2	100.00%	0	0.00%	
Total	2561	1877	1863	1051	56.41%	796	42.73%	5	0.27%	
GER08										
Polling	2407	519	513	315	61.40%	191	37.23%	0	0.00%	
Absentee	2407	28	28	8	28.57%	19	67.86%	0	0.00%	
Early Vote	2407	1118	1110	727	65.50%	377	33.96%	3	0.27%	
Provisional	2407	2	2	1	50.00%	1	50.00%	0	0.00%	
Total	2407	1667	1653	1051	63.58%	588	35.57%	3	0.18%	
GER10										
Polling	3307	583	575	380	66.09%	189	32.87%	4	0.70%	
Absentee	3307	92	91	56	61.54%	35	38.46%	0	0.00%	
Early Vote	3307	1633	1629	1044	64.09%	572	35.11%	3	0.18%	
Provisional	3307	8	6	1	16.67%	5	83.33%	0	0.00%	
Total	3307	2316	2301	1481	64.36%	801	34.81%	7	0.30%	
GER11										
Polling	4461	719	715	456	63.78%	251	35.10%	5	0.70%	
Absentee	4461	57	56	28	50.00%	28	50.00%	0	0.00%	
Early Vote	4461	2136	2130	1502	70.52%	613	28.78%	3	0.14%	
Provisional	4461	8	8	5	62.50%	3	37.50%	0	0.00%	
Total	4461	2920	2909	1991	68.44%	895	30.77%	8	0.28%	
GER12										
Polling	1418	255	251	160	63.75%	88	35.06%	1	0.40%	
Absentee	1418	21	21	6	28.57%	15	71.43%	0	0.00%	
Early Vote	1418	714	712	509	71.49%	199	27.95%	2	0.28%	
Provisional	1418	3	3	1	33.33%	2	66.67%	0	0.00%	
Total	1418	993	987	676	68.49%	304	30.80%	3	0.30%	
LAK01										
Polling	6222	870	863	575	66.63%	266	30.82%	8	0.93%	
Absentee	6222	35	35	14	40.00%	21	60.00%	0	0.00%	
Early Vote	6222	3167	3136	2277	72.61%	821	26.18%	13	0.41%	
Provisional	6222	17	17	9	52.94%	8	47.06%	0	0.00%	
Total	6222	4089	4051	2875	70.97%	1116	27.55%	21	0.52%	
LAK02										
Polling	2654	568	564	340	60.28%	215	38.12%	2	0.35%	
Absentee	2654	17	17	13	76.47%	4	23.53%	0	0.00%	
Early Vote	2654	846	837	551	65.83%	267	31.90%	5	0.60%	
Provisional	2654	2	2	2	100.00%	0	0.00%	0	0.00%	
Total	2654	1433	1420	906	63.80%	486	34.23%	7	0.49%	
LUC01										
Polling	1383	328	322	188	58.39%	129	40.06%	3	0.93%	
Absentee	1383	8	8	5	62.50%	3	37.50%	0	0.00%	
Early Vote	1383	495	490	267	54.49%	214	43.67%	3	0.61%	
Provisional	1383	4	4	2	50.00%	2	50.00%	0	0.00%	
Total	1383	835	824	462	56.07%	348	42.23%	6	0.73%	
LUC03										
Polling	1687	287	284	101	35.56%	171	60.21%	6	2.11%	
Absentee	1687	6	6	1	16.67%	5	83.33%	0	0.00%	

RETRIEVED FROM DEMOCRACYDOCKET.COM

Statement of Votes Cast
Shelby County, TN
State and Federal General Election _Municipal Elections
November 6, 2018
SOVC For Jurisdiction Wide, All Counters, All Races
Official Combined Results

	UNITED STATES SENATE									
	Reg. Voters	Times Counted	Total Votes	Marsha Blackburn		Phil Bredesen		Trudy A. Austin		
Early Vote	1687	511	506	208	41.11%	289	57.11%	3	0.59%	
Provisional	1687	2	2	0	0.00%	2	100.00%	0	0.00%	
Total	1687	806	798	310	38.85%	467	58.52%	9	1.13%	
MCC00										
Polling	2400	415	407	124	30.47%	279	68.55%	0	0.00%	
Absentee	2400	6	6	3	50.00%	3	50.00%	0	0.00%	
Early Vote	2400	612	601	237	39.43%	361	60.07%	1	0.17%	
Provisional	2400	5	5	1	20.00%	4	80.00%	0	0.00%	
Total	2400	1038	1019	365	35.82%	647	63.49%	1	0.10%	
MIL01										
Polling	4777	672	664	375	56.48%	275	41.42%	4	0.60%	
Absentee	4777	30	30	17	56.67%	13	43.33%	0	0.00%	
Early Vote	4777	1935	1924	1166	60.60%	733	38.10%	11	0.57%	
Provisional	4777	3	3	3	100.00%	0	0.00%	0	0.00%	
Total	4777	2640	2621	1561	59.56%	1021	38.95%	15	0.57%	
MIL02										
Polling	5270	640	633	327	51.66%	287	45.34%	4	0.63%	
Absentee	5270	38	38	18	47.37%	20	52.63%	0	0.00%	
Early Vote	5270	1806	1783	950	53.28%	802	44.98%	13	0.73%	
Provisional	5270	10	10	4	40.00%	6	60.00%	0	0.00%	
Total	5270	2494	2464	1299	52.72%	1115	45.25%	17	0.69%	
MOR01										
Polling	5787	1018	1005	242	24.08%	748	74.43%	4	0.40%	
Absentee	5787	26	26	11	42.31%	15	57.69%	0	0.00%	
Early Vote	5787	2001	1985	407	20.50%	1558	78.49%	6	0.30%	
Provisional	5787	6	6	1	16.67%	5	83.33%	0	0.00%	
Total	5787	3051	3022	661	21.87%	2326	76.97%	10	0.33%	
MOR02										
Polling	2900	559	554	272	49.10%	273	49.28%	1	0.18%	
Absentee	2900	20	20	11	55.00%	9	45.00%	0	0.00%	
Early Vote	2900	1137	1126	583	51.78%	534	47.42%	4	0.36%	
Provisional	2900	4	4	2	50.00%	2	50.00%	0	0.00%	
Total	2900	1720	1704	868	50.94%	818	48.00%	5	0.29%	
ROS05										
Polling	3979	740	721	62	8.60%	647	89.74%	1	0.14%	
Absentee	3979	10	10	3	30.00%	7	70.00%	0	0.00%	
Early Vote	3979	1513	1493	118	7.90%	1360	91.09%	3	0.20%	
Provisional	3979	9	9	1	11.11%	8	88.89%	0	0.00%	
Total	3979	2272	2233	184	8.24%	2022	90.55%	4	0.18%	
ROS13										
Polling	5164	1101	1087	85	7.82%	999	91.90%	2	0.18%	
Absentee	5164	17	17	2	11.76%	15	88.24%	0	0.00%	
Early Vote	5164	1559	1539	80	5.20%	1448	94.09%	4	0.26%	
Provisional	5164	9	9	0	0.00%	9	100.00%	0	0.00%	
Total	5164	2686	2652	167	6.30%	2471	93.17%	6	0.23%	
ROS14										
Polling	3569	717	699	42	6.01%	646	92.42%	2	0.29%	
Absentee	3569	8	8	1	12.50%	6	75.00%	0	0.00%	
Early Vote	3569	1225	1207	52	4.31%	1147	95.03%	1	0.08%	
Provisional	3569	4	4	0	0.00%	4	100.00%	0	0.00%	
Total	3569	1954	1918	95	4.95%	1803	94.00%	3	0.16%	
ROS15										
Polling	2985	627	614	43	7.00%	555	90.39%	4	0.65%	
Absentee	2985	10	10	1	10.00%	9	90.00%	0	0.00%	
Early Vote	2985	895	882	60	6.80%	816	92.52%	2	0.23%	
Provisional	2985	7	7	0	0.00%	6	85.71%	0	0.00%	
Total	2985	1539	1513	104	6.87%	1386	91.61%	6	0.40%	
ROS16										

RETRIEVED FROM DEMOCRACYDOCKET.COM

Statement of Votes Cast
Shelby County, TN
State and Federal General Election _Municipal Elections
November 6, 2018
SOVC For Jurisdiction Wide, All Counters, All Races
Official Combined Results

	UNITED STATES SENATE								
	Reg. Voters	Times Counted	Total Votes	Marsha Blackburn		Phil Bredesen		Trudy A. Austin	
Polling	5136	1072	1056	72	6.82%	972	92.05%	4	0.38%
Absentee	5136	15	15	1	6.67%	14	93.33%	0	0.00%
Early Vote	5136	1803	1770	94	5.31%	1655	93.50%	6	0.34%
Provisional	5136	22	22	1	4.55%	21	95.45%	0	0.00%
Total	5136	2912	2863	168	5.87%	2662	92.98%	10	0.35%
STE00									
Polling	4146	771	766	555	72.45%	197	25.72%	3	0.39%
Absentee	4146	24	24	13	54.17%	11	45.83%	0	0.00%
Early Vote	4146	1825	1811	1260	69.57%	527	29.10%	7	0.39%
Provisional	4146	6	6	3	50.00%	3	50.00%	0	0.00%
Total	4146	2626	2607	1831	70.23%	738	28.31%	10	0.38%
Total									
Polling	579034	102976	101130	30104	29.77%	69202	68.43%	524	0.52%
Absentee	579034	4335	4306	1613	37.46%	2642	61.36%	15	0.35%
Early Vote	579034	187501	184907	64565	34.92%	118281	63.97%	595	0.32%
Provisional	579034	998	988	211	21.36%	760	76.92%	3	0.30%
Total	579034	295810	291331	96493	33.12%	190885	65.52%	1137	0.39%

RETRIEVED FROM DEMOCRACYDOCKET.COM

Statement of Votes Cast
Shelby County, TN
State and Federal General Election _Municipal Elections
November 6, 2018
SOVC For Jurisdiction Wide, All Counters, All Races
Official Combined Results

	UNITED STATES SENATE									
	John Carico		Dean Hill		Kevin Lee McCants		Breton Phillips		Kris L. Todd	
Jurisdiction Wide										
00100										
Polling	0	0.00%	5	0.47%	1	0.09%	4	0.38%	0	0.00%
Absentee	0	0.00%	0	0.00%	0	0.00%	1	1.82%	0	0.00%
Early Vote	1	0.07%	0	0.00%	1	0.07%	1	0.07%	2	0.14%
Provisional	0	0.00%	0	0.00%	1	3.03%	0	0.00%	0	0.00%
Total	1	0.04%	5	0.19%	3	0.12%	6	0.23%	2	0.08%
00200										
Polling	0	0.00%	1	0.11%	0	0.00%	1	0.11%	0	0.00%
Absentee	0	0.00%	0	0.00%	0	0.00%	0	0.00%	0	0.00%
Early Vote	0	0.00%	2	0.13%	0	0.00%	0	0.00%	3	0.19%
Provisional	0	0.00%	0	0.00%	0	0.00%	0	0.00%	0	0.00%
Total	0	0.00%	3	0.12%	0	0.00%	1	0.04%	3	0.12%
01100										
Polling	2	0.52%	0	0.00%	0	0.00%	0	0.00%	0	0.00%
Absentee	0	0.00%	0	0.00%	0	0.00%	0	0.00%	0	0.00%
Early Vote	2	0.43%	4	0.86%	1	0.21%	4	0.86%	0	0.00%
Provisional	0	0.00%	0	0.00%	0	0.00%	0	0.00%	0	0.00%
Total	4	0.46%	4	0.46%	1	0.12%	4	0.46%	0	0.00%
01200										
Polling	2	1.16%	4	2.33%	1	0.58%	0	0.00%	0	0.00%
Absentee	0	0.00%	0	0.00%	0	0.00%	0	0.00%	0	0.00%
Early Vote	0	0.00%	0	0.00%	1	0.35%	1	0.35%	1	0.35%
Provisional	0	0.00%	0	0.00%	0	0.00%	0	0.00%	0	0.00%
Total	2	0.41%	4	0.82%	2	0.41%	1	0.21%	1	0.21%
01300										
Polling	1	0.27%	2	0.54%	1	0.27%	3	0.81%	2	0.54%
Absentee	0	0.00%	0	0.00%	0	0.00%	0	0.00%	0	0.00%
Early Vote	2	0.61%	1	0.30%	0	0.00%	0	0.00%	1	0.30%
Provisional	0	0.00%	0	0.00%	0	0.00%	0	0.00%	0	0.00%
Total	3	0.42%	3	0.42%	1	0.14%	3	0.42%	3	0.42%
01601										
Polling	0	0.00%	2	0.20%	0	0.00%	1	0.10%	3	0.30%
Absentee	0	0.00%	0	0.00%	0	0.00%	0	0.00%	0	0.00%
Early Vote	2	0.12%	1	0.06%	0	0.00%	0	0.00%	1	0.06%
Provisional	0	0.00%	0	0.00%	0	0.00%	0	0.00%	0	0.00%
Total	2	0.07%	3	0.11%	0	0.00%	1	0.04%	4	0.15%
01603										
Polling	0	0.00%	1	0.20%	0	0.00%	1	0.20%	1	0.20%
Absentee	0	0.00%	0	0.00%	0	0.00%	0	0.00%	0	0.00%
Early Vote	1	0.09%	0	0.00%	1	0.09%	1	0.09%	2	0.17%
Provisional	0	0.00%	0	0.00%	0	0.00%	0	0.00%	0	0.00%
Total	1	0.06%	1	0.06%	1	0.06%	2	0.12%	3	0.18%
01700										
Polling	1	0.31%	0	0.00%	0	0.00%	0	0.00%	0	0.00%
Absentee	0	0.00%	0	0.00%	0	0.00%	0	0.00%	0	0.00%
Early Vote	0	0.00%	1	0.16%	2	0.33%	0	0.00%	1	0.16%
Provisional	0	0.00%	0	0.00%	0	0.00%	0	0.00%	0	0.00%
Total	1	0.10%	1	0.10%	2	0.20%	0	0.00%	1	0.10%
02001										
Polling	0	0.00%	2	0.24%	0	0.00%	1	0.12%	0	0.00%
Absentee	0	0.00%	1	2.27%	0	0.00%	0	0.00%	0	0.00%
Early Vote	1	0.08%	0	0.00%	0	0.00%	0	0.00%	1	0.08%
Provisional	0	0.00%	0	0.00%	0	0.00%	0	0.00%	0	0.00%
Total	1	0.05%	3	0.14%	0	0.00%	1	0.05%	1	0.05%
02003										
Polling	3	0.44%	3	0.44%	3	0.44%	2	0.29%	2	0.29%
Absentee	0	0.00%	0	0.00%	0	0.00%	0	0.00%	0	0.00%

RETRIEVED FROM DEMOCRACYDOCKET.COM

Statement of Votes Cast
Shelby County, TN
State and Federal General Election _Municipal Elections
November 6, 2018
SOVC For Jurisdiction Wide, All Counters, All Races
Official Combined Results

	UNITED STATES SENATE									
	John Carico		Dean Hill		Kevin Lee McCants		Breton Phillips		Kris L. Todd	
Early Vote	1	0.10%	2	0.20%	2	0.20%	2	0.20%	6	0.60%
Provisional	0	0.00%	0	0.00%	0	0.00%	1	9.09%	0	0.00%
Total	4	0.23%	5	0.29%	5	0.29%	5	0.29%	8	0.47%
02100										
Polling	0	0.00%	2	0.44%	1	0.22%	2	0.44%	1	0.22%
Absentee	0	0.00%	0	0.00%	0	0.00%	0	0.00%	0	0.00%
Early Vote	1	0.14%	2	0.29%	0	0.00%	2	0.29%	0	0.00%
Provisional	0	0.00%	1	10.00%	0	0.00%	0	0.00%	0	0.00%
Total	1	0.09%	5	0.43%	1	0.09%	4	0.34%	1	0.09%
02600										
Polling	2	0.41%	2	0.41%	0	0.00%	1	0.21%	2	0.41%
Absentee	0	0.00%	0	0.00%	0	0.00%	0	0.00%	0	0.00%
Early Vote	0	0.00%	2	0.32%	1	0.16%	3	0.48%	3	0.48%
Provisional	0	0.00%	0	0.00%	1	25.00%	0	0.00%	0	0.00%
Total	2	0.18%	4	0.36%	2	0.18%	4	0.36%	5	0.45%
02800										
Polling	1	0.23%	1	0.23%	2	0.45%	1	0.23%	0	0.00%
Absentee	0	0.00%	0	0.00%	0	0.00%	0	0.00%	0	0.00%
Early Vote	0	0.00%	0	0.00%	0	0.00%	0	0.00%	1	0.12%
Provisional	0	0.00%	0	0.00%	0	0.00%	0	0.00%	0	0.00%
Total	1	0.08%	1	0.08%	2	0.16%	1	0.08%	1	0.08%
03102										
Polling	2	0.42%	1	0.21%	3	0.63%	2	0.42%	1	0.21%
Absentee	0	0.00%	0	0.00%	0	0.00%	0	0.00%	0	0.00%
Early Vote	1	0.12%	1	0.12%	1	0.12%	3	0.35%	2	0.23%
Provisional	0	0.00%	0	0.00%	0	0.00%	0	0.00%	0	0.00%
Total	3	0.22%	2	0.15%	4	0.29%	5	0.37%	3	0.22%
03104										
Polling	1	0.20%	2	0.40%	0	0.00%	0	0.00%	2	0.40%
Absentee	0	0.00%	0	0.00%	0	0.00%	0	0.00%	0	0.00%
Early Vote	1	0.09%	2	0.19%	1	0.09%	2	0.19%	4	0.38%
Provisional	0	0.00%	0	0.00%	0	0.00%	0	0.00%	0	0.00%
Total	2	0.13%	4	0.25%	1	0.06%	2	0.13%	6	0.38%
03300										
Polling	3	1.16%	3	1.16%	0	0.00%	1	0.39%	0	0.00%
Absentee	0	0.00%	0	0.00%	0	0.00%	0	0.00%	0	0.00%
Early Vote	0	0.00%	1	0.38%	0	0.00%	1	0.38%	1	0.38%
Provisional	0	0.00%	0	0.00%	0	0.00%	0	0.00%	0	0.00%
Total	3	0.57%	4	0.76%	0	0.00%	2	0.38%	1	0.19%
03402										
Polling	1	0.30%	2	0.61%	2	0.61%	2	0.61%	1	0.30%
Absentee	0	0.00%	0	0.00%	0	0.00%	0	0.00%	0	0.00%
Early Vote	1	0.25%	0	0.00%	0	0.00%	2	0.50%	1	0.25%
Provisional	0	0.00%	0	0.00%	0	0.00%	0	0.00%	0	0.00%
Total	2	0.27%	2	0.27%	2	0.27%	4	0.54%	2	0.27%
03601										
Polling	1	0.16%	1	0.16%	1	0.16%	0	0.00%	1	0.16%
Absentee	0	0.00%	0	0.00%	0	0.00%	0	0.00%	0	0.00%
Early Vote	1	0.11%	1	0.11%	0	0.00%	0	0.00%	2	0.21%
Provisional	0	0.00%	0	0.00%	0	0.00%	0	0.00%	0	0.00%
Total	2	0.12%	2	0.12%	1	0.06%	0	0.00%	3	0.18%
03602										
Polling	2	0.37%	3	0.55%	1	0.18%	0	0.00%	1	0.18%
Absentee	0	0.00%	0	0.00%	0	0.00%	0	0.00%	0	0.00%
Early Vote	2	0.26%	1	0.13%	1	0.13%	3	0.39%	0	0.00%
Provisional	0	0.00%	0	0.00%	0	0.00%	0	0.00%	0	0.00%
Total	4	0.30%	4	0.30%	2	0.15%	3	0.22%	1	0.07%
03700										

RETRIEVED FROM DEMOCRACYDOCKET.COM

Statement of Votes Cast
Shelby County, TN
State and Federal General Election _Municipal Elections
November 6, 2018
SOVC For Jurisdiction Wide, All Counters, All Races
Official Combined Results

	UNITED STATES SENATE									
	John Carico		Dean Hill		Kevin Lee McCants		Breton Phillips		Kris L. Todd	
Polling	4	0.77%	3	0.58%	1	0.19%	3	0.58%	1	0.19%
Absentee	0	0.00%	0	0.00%	0	0.00%	0	0.00%	0	0.00%
Early Vote	1	0.20%	3	0.61%	0	0.00%	2	0.41%	2	0.41%
Provisional	0	0.00%	0	0.00%	0	0.00%	0	0.00%	0	0.00%
Total	5	0.49%	6	0.59%	1	0.10%	5	0.49%	3	0.29%
04103										
Polling	2	0.37%	1	0.19%	3	0.56%	1	0.19%	1	0.19%
Absentee	0	0.00%	0	0.00%	0	0.00%	0	0.00%	0	0.00%
Early Vote	2	0.28%	2	0.28%	0	0.00%	2	0.28%	1	0.14%
Provisional	0	0.00%	0	0.00%	0	0.00%	0	0.00%	0	0.00%
Total	4	0.31%	3	0.23%	3	0.23%	3	0.23%	2	0.16%
04201										
Polling	2	0.35%	2	0.35%	1	0.17%	1	0.17%	2	0.35%
Absentee	0	0.00%	0	0.00%	0	0.00%	0	0.00%	0	0.00%
Early Vote	2	0.34%	3	0.51%	0	0.00%	1	0.17%	0	0.00%
Provisional	0	0.00%	0	0.00%	0	0.00%	0	0.00%	0	0.00%
Total	4	0.34%	5	0.43%	1	0.09%	2	0.17%	2	0.17%
04401										
Polling	0	0.00%	1	0.13%	0	0.00%	0	0.00%	0	0.00%
Absentee	0	0.00%	0	0.00%	0	0.00%	0	0.00%	0	0.00%
Early Vote	4	0.25%	4	0.25%	0	0.00%	0	0.00%	2	0.13%
Provisional	0	0.00%	0	0.00%	0	0.00%	0	0.00%	0	0.00%
Total	4	0.17%	5	0.21%	0	0.00%	0	0.00%	2	0.08%
04405										
Polling	2	0.46%	0	0.00%	3	0.69%	2	0.46%	3	0.69%
Absentee	0	0.00%	1	1.75%	0	0.00%	0	0.00%	0	0.00%
Early Vote	2	0.23%	3	0.34%	2	0.23%	1	0.11%	1	0.11%
Provisional	0	0.00%	0	0.00%	0	0.00%	0	0.00%	0	0.00%
Total	4	0.29%	4	0.29%	5	0.36%	3	0.22%	4	0.29%
04502										
Polling	0	0.00%	3	0.43%	1	0.14%	1	0.14%	0	0.00%
Absentee	0	0.00%	0	0.00%	0	0.00%	0	0.00%	0	0.00%
Early Vote	2	0.19%	1	0.10%	1	0.10%	4	0.39%	1	0.10%
Provisional	0	0.00%	0	0.00%	0	0.00%	0	0.00%	0	0.00%
Total	2	0.11%	4	0.23%	2	0.11%	5	0.29%	1	0.06%
04504										
Polling	4	0.38%	3	0.29%	1	0.10%	1	0.10%	4	0.38%
Absentee	0	0.00%	0	0.00%	0	0.00%	0	0.00%	0	0.00%
Early Vote	0	0.00%	0	0.00%	1	0.05%	2	0.10%	1	0.05%
Provisional	0	0.00%	0	0.00%	0	0.00%	0	0.00%	0	0.00%
Total	4	0.13%	3	0.10%	2	0.06%	3	0.10%	5	0.16%
04602										
Polling	2	0.25%	4	0.51%	0	0.00%	3	0.38%	2	0.25%
Absentee	0	0.00%	1	1.43%	0	0.00%	0	0.00%	0	0.00%
Early Vote	4	0.29%	3	0.22%	2	0.14%	0	0.00%	3	0.22%
Provisional	0	0.00%	0	0.00%	0	0.00%	0	0.00%	0	0.00%
Total	6	0.27%	8	0.36%	2	0.09%	3	0.13%	5	0.22%
04700										
Polling	2	0.31%	1	0.16%	1	0.16%	0	0.00%	1	0.16%
Absentee	0	0.00%	0	0.00%	0	0.00%	0	0.00%	0	0.00%
Early Vote	2	0.26%	3	0.39%	2	0.26%	0	0.00%	0	0.00%
Provisional	0	0.00%	0	0.00%	0	0.00%	0	0.00%	0	0.00%
Total	4	0.28%	4	0.28%	3	0.21%	0	0.00%	1	0.07%
04900										
Polling	0	0.00%	2	0.32%	2	0.32%	2	0.32%	1	0.16%
Absentee	0	0.00%	0	0.00%	0	0.00%	0	0.00%	0	0.00%
Early Vote	1	0.12%	5	0.61%	1	0.12%	1	0.12%	2	0.24%
Provisional	0	0.00%	0	0.00%	0	0.00%	0	0.00%	0	0.00%

RETRIEVED FROM DEMOCRACYDOCKET.COM

Statement of Votes Cast
Shelby County, TN
State and Federal General Election _Municipal Elections
November 6, 2018
SOVC For Jurisdiction Wide, All Counters, All Races
Official Combined Results

	UNITED STATES SENATE									
	John Carico		Dean Hill		Kevin Lee McCants		Breton Phillips		Kris L. Todd	
Total	1	0.07%	7	0.48%	3	0.21%	3	0.21%	3	0.21%
05001										
Polling	1	0.44%	1	0.44%	0	0.00%	1	0.44%	2	0.88%
Absentee	0	0.00%	0	0.00%	0	0.00%	0	0.00%	0	0.00%
Early Vote	2	0.52%	1	0.26%	1	0.26%	0	0.00%	0	0.00%
Provisional	0	0.00%	0	0.00%	0	0.00%	0	0.00%	0	0.00%
Total	3	0.49%	2	0.33%	1	0.16%	1	0.16%	2	0.33%
05002										
Polling	0	0.00%	0	0.00%	1	0.28%	0	0.00%	0	0.00%
Absentee	0	0.00%	0	0.00%	0	0.00%	0	0.00%	0	0.00%
Early Vote	4	0.63%	1	0.16%	1	0.16%	3	0.47%	4	0.63%
Provisional	0	0.00%	0	0.00%	0	0.00%	0	0.00%	0	0.00%
Total	4	0.40%	1	0.10%	2	0.20%	3	0.30%	4	0.40%
05201										
Polling	0	0.00%	2	0.59%	1	0.30%	0	0.00%	0	0.00%
Absentee	0	0.00%	0	0.00%	0	0.00%	0	0.00%	0	0.00%
Early Vote	0	0.00%	0	0.00%	1	0.25%	0	0.00%	1	0.25%
Provisional	0	0.00%	0	0.00%	0	0.00%	0	0.00%	0	0.00%
Total	0	0.00%	2	0.26%	2	0.26%	0	0.00%	1	0.13%
05301										
Polling	1	0.15%	3	0.46%	4	0.61%	1	0.15%	1	0.15%
Absentee	0	0.00%	0	0.00%	0	0.00%	0	0.00%	0	0.00%
Early Vote	1	0.16%	2	0.32%	3	0.48%	0	0.00%	1	0.16%
Provisional	0	0.00%	0	0.00%	0	0.00%	0	0.00%	0	0.00%
Total	2	0.15%	5	0.39%	7	0.54%	1	0.08%	2	0.15%
05400										
Polling	1	0.12%	10	1.18%	1	0.12%	1	0.12%	8	0.95%
Absentee	0	0.00%	0	0.00%	0	0.00%	0	0.00%	0	0.00%
Early Vote	1	0.08%	5	0.41%	1	0.08%	1	0.08%	3	0.24%
Provisional	0	0.00%	0	0.00%	0	0.00%	0	0.00%	0	0.00%
Total	2	0.09%	15	0.71%	2	0.09%	2	0.09%	11	0.52%
05502										
Polling	1	0.14%	2	0.27%	0	0.00%	0	0.00%	1	0.14%
Absentee	0	0.00%	0	0.00%	0	0.00%	0	0.00%	0	0.00%
Early Vote	3	0.19%	1	0.06%	1	0.06%	0	0.00%	1	0.06%
Provisional	0	0.00%	0	0.00%	0	0.00%	0	0.00%	0	0.00%
Total	4	0.17%	3	0.13%	1	0.04%	0	0.00%	2	0.08%
05700										
Polling	2	0.26%	3	0.39%	0	0.00%	2	0.26%	2	0.26%
Absentee	0	0.00%	0	0.00%	0	0.00%	0	0.00%	0	0.00%
Early Vote	1	0.04%	2	0.08%	2	0.08%	0	0.00%	1	0.04%
Provisional	0	0.00%	0	0.00%	0	0.00%	0	0.00%	0	0.00%
Total	3	0.09%	5	0.15%	2	0.06%	2	0.06%	3	0.09%
05801										
Polling	0	0.00%	2	0.31%	2	0.31%	0	0.00%	1	0.16%
Absentee	0	0.00%	0	0.00%	0	0.00%	0	0.00%	0	0.00%
Early Vote	0	0.00%	3	0.46%	0	0.00%	0	0.00%	2	0.31%
Provisional	0	0.00%	0	0.00%	0	0.00%	0	0.00%	0	0.00%
Total	0	0.00%	5	0.38%	2	0.15%	0	0.00%	3	0.23%
05804										
Polling	2	0.33%	2	0.33%	0	0.00%	2	0.33%	2	0.33%
Absentee	0	0.00%	0	0.00%	0	0.00%	0	0.00%	0	0.00%
Early Vote	0	0.00%	2	0.30%	0	0.00%	3	0.45%	3	0.45%
Provisional	0	0.00%	0	0.00%	0	0.00%	0	0.00%	0	0.00%
Total	2	0.15%	4	0.31%	0	0.00%	5	0.38%	5	0.38%
05905										
Polling	1	0.13%	9	1.19%	1	0.13%	1	0.13%	2	0.27%
Absentee	0	0.00%	0	0.00%	0	0.00%	0	0.00%	0	0.00%

RETRIEVED FROM DEMOCRACYDOCKET.COM

Statement of Votes Cast
Shelby County, TN
State and Federal General Election _Municipal Elections
November 6, 2018
SOVC For Jurisdiction Wide, All Counters, All Races
Official Combined Results

	UNITED STATES SENATE									
	John Carico		Dean Hill		Kevin Lee McCants		Breton Phillips		Kris L. Todd	
Early Vote	1	0.12%	1	0.12%	2	0.23%	5	0.59%	1	0.12%
Provisional	0	0.00%	0	0.00%	0	0.00%	0	0.00%	0	0.00%
Total	2	0.12%	10	0.62%	3	0.19%	6	0.37%	3	0.19%
06003										
Polling	0	0.00%	1	0.21%	2	0.41%	2	0.41%	0	0.00%
Absentee	0	0.00%	0	0.00%	0	0.00%	0	0.00%	0	0.00%
Early Vote	1	0.16%	2	0.33%	3	0.49%	0	0.00%	3	0.49%
Provisional	0	0.00%	0	0.00%	0	0.00%	0	0.00%	0	0.00%
Total	1	0.09%	3	0.27%	5	0.45%	2	0.18%	3	0.27%
06005										
Polling	0	0.00%	0	0.00%	4	1.36%	0	0.00%	0	0.00%
Absentee	0	0.00%	0	0.00%	0	0.00%	0	0.00%	0	0.00%
Early Vote	0	0.00%	1	0.30%	2	0.60%	1	0.30%	0	0.00%
Provisional	0	0.00%	0	0.00%	0	0.00%	0	0.00%	0	0.00%
Total	0	0.00%	1	0.16%	6	0.95%	1	0.16%	0	0.00%
06006										
Polling	1	0.25%	0	0.00%	0	0.00%	3	0.76%	1	0.25%
Absentee	0	0.00%	0	0.00%	0	0.00%	0	0.00%	0	0.00%
Early Vote	1	0.23%	0	0.00%	1	0.23%	0	0.00%	0	0.00%
Provisional	0	0.00%	0	0.00%	0	0.00%	0	0.00%	0	0.00%
Total	2	0.24%	0	0.00%	1	0.12%	3	0.35%	1	0.12%
06007										
Polling	1	0.12%	2	0.24%	3	0.36%	3	0.36%	2	0.24%
Absentee	0	0.00%	0	0.00%	0	0.00%	0	0.00%	0	0.00%
Early Vote	3	0.29%	6	0.58%	2	0.19%	0	0.00%	4	0.39%
Provisional	0	0.00%	0	0.00%	0	0.00%	0	0.00%	0	0.00%
Total	4	0.21%	8	0.43%	5	0.27%	3	0.16%	6	0.32%
06009										
Polling	1	0.23%	4	0.93%	2	0.47%	2	0.47%	2	0.47%
Absentee	0	0.00%	0	0.00%	0	0.00%	0	0.00%	0	0.00%
Early Vote	2	0.38%	0	0.00%	1	0.19%	1	0.19%	0	0.00%
Provisional	0	0.00%	0	0.00%	0	0.00%	0	0.00%	0	0.00%
Total	3	0.31%	4	0.41%	3	0.31%	3	0.31%	2	0.21%
06100										
Polling	3	0.71%	1	0.24%	1	0.24%	1	0.24%	1	0.24%
Absentee	0	0.00%	0	0.00%	0	0.00%	0	0.00%	0	0.00%
Early Vote	0	0.00%	1	0.26%	1	0.26%	1	0.26%	3	0.77%
Provisional	0	-	0	-	0	-	0	-	0	-
Total	3	0.37%	2	0.24%	2	0.24%	2	0.24%	4	0.49%
06200										
Polling	1	0.30%	2	0.59%	2	0.59%	2	0.59%	2	0.59%
Absentee	0	0.00%	0	0.00%	0	0.00%	0	0.00%	0	0.00%
Early Vote	0	0.00%	4	1.17%	1	0.29%	2	0.58%	0	0.00%
Provisional	0	0.00%	0	0.00%	0	0.00%	0	0.00%	0	0.00%
Total	1	0.14%	6	0.87%	3	0.43%	4	0.58%	2	0.29%
06400										
Polling	0	0.00%	1	0.14%	1	0.14%	2	0.29%	0	0.00%
Absentee	0	0.00%	0	0.00%	0	0.00%	0	0.00%	0	0.00%
Early Vote	2	0.14%	1	0.07%	0	0.00%	0	0.00%	3	0.21%
Provisional	0	0.00%	0	0.00%	0	0.00%	0	0.00%	0	0.00%
Total	2	0.09%	2	0.09%	1	0.05%	2	0.09%	3	0.14%
06600										
Polling	2	0.26%	3	0.39%	2	0.26%	2	0.26%	2	0.26%
Absentee	0	0.00%	0	0.00%	0	0.00%	0	0.00%	0	0.00%
Early Vote	4	0.31%	4	0.31%	1	0.08%	5	0.38%	6	0.46%
Provisional	0	0.00%	0	0.00%	0	0.00%	0	0.00%	0	0.00%
Total	6	0.28%	7	0.33%	3	0.14%	7	0.33%	8	0.38%
06701										

RETRIEVED FROM DEMOCRACYDOCKET.COM

Statement of Votes Cast
Shelby County, TN
State and Federal General Election _Municipal Elections
November 6, 2018
SOVC For Jurisdiction Wide, All Counters, All Races
Official Combined Results

	UNITED STATES SENATE									
	John Carico		Dean Hill		Kevin Lee McCants		Breton Phillips		Kris L. Todd	
Polling	4	0.53%	4	0.53%	2	0.27%	1	0.13%	1	0.13%
Absentee	0	0.00%	0	0.00%	0	0.00%	0	0.00%	0	0.00%
Early Vote	2	0.16%	4	0.33%	1	0.08%	2	0.16%	1	0.08%
Provisional	0	0.00%	0	0.00%	0	0.00%	0	0.00%	0	0.00%
Total	6	0.30%	8	0.40%	3	0.15%	3	0.15%	2	0.10%
06703										
Polling	1	0.21%	1	0.21%	0	0.00%	1	0.21%	1	0.21%
Absentee	0	0.00%	0	0.00%	0	0.00%	0	0.00%	0	0.00%
Early Vote	2	0.22%	3	0.33%	1	0.11%	0	0.00%	1	0.11%
Provisional	0	0.00%	0	0.00%	0	0.00%	0	0.00%	0	0.00%
Total	3	0.21%	4	0.28%	1	0.07%	1	0.07%	2	0.14%
06801										
Polling	0	0.00%	3	0.51%	0	0.00%	0	0.00%	5	0.85%
Absentee	0	0.00%	0	0.00%	0	0.00%	0	0.00%	0	0.00%
Early Vote	0	0.00%	1	0.11%	0	0.00%	0	0.00%	0	0.00%
Provisional	0	0.00%	0	0.00%	0	0.00%	0	0.00%	0	0.00%
Total	0	0.00%	4	0.26%	0	0.00%	0	0.00%	5	0.33%
06803										
Polling	1	0.16%	0	0.00%	0	0.00%	0	0.00%	0	0.00%
Absentee	0	0.00%	0	0.00%	0	0.00%	0	0.00%	1	1.67%
Early Vote	0	0.00%	6	0.42%	0	0.00%	0	0.00%	2	0.14%
Provisional	0	0.00%	0	0.00%	0	0.00%	0	0.00%	0	0.00%
Total	1	0.05%	6	0.28%	0	0.00%	0	0.00%	3	0.14%
06902										
Polling	0	0.00%	2	0.66%	1	0.33%	1	0.33%	0	0.00%
Absentee	0	0.00%	0	0.00%	0	0.00%	0	0.00%	0	0.00%
Early Vote	0	0.00%	3	1.12%	0	0.00%	0	0.00%	0	0.00%
Provisional	0	0.00%	0	0.00%	0	0.00%	0	0.00%	0	0.00%
Total	0	0.00%	5	0.86%	1	0.17%	1	0.17%	0	0.00%
07001										
Polling	1	0.21%	3	0.64%	0	0.00%	1	0.21%	1	0.21%
Absentee	0	0.00%	0	0.00%	0	0.00%	0	0.00%	0	0.00%
Early Vote	1	0.15%	1	0.15%	1	0.15%	2	0.31%	0	0.00%
Provisional	0	0.00%	0	0.00%	0	0.00%	0	0.00%	0	0.00%
Total	2	0.18%	4	0.35%	1	0.09%	3	0.27%	1	0.09%
07002										
Polling	1	0.23%	4	0.90%	4	0.90%	1	0.23%	1	0.23%
Absentee	0	0.00%	0	0.00%	0	0.00%	0	0.00%	0	0.00%
Early Vote	2	0.39%	1	0.19%	2	0.39%	0	0.00%	1	0.19%
Provisional	0	0.00%	1	100.00%	0	0.00%	0	0.00%	0	0.00%
Total	3	0.31%	6	0.62%	6	0.62%	1	0.10%	2	0.21%
07104										
Polling	0	0.00%	3	0.41%	2	0.27%	2	0.27%	2	0.27%
Absentee	0	0.00%	0	0.00%	0	0.00%	0	0.00%	0	0.00%
Early Vote	2	0.17%	2	0.17%	3	0.25%	2	0.17%	5	0.42%
Provisional	0	0.00%	0	0.00%	0	0.00%	0	0.00%	0	0.00%
Total	2	0.10%	5	0.26%	5	0.26%	4	0.20%	7	0.36%
07203										
Polling	1	0.16%	2	0.33%	4	0.65%	1	0.16%	0	0.00%
Absentee	0	0.00%	0	0.00%	0	0.00%	0	0.00%	0	0.00%
Early Vote	2	0.23%	1	0.11%	2	0.23%	3	0.34%	2	0.23%
Provisional	0	0.00%	0	0.00%	0	0.00%	0	0.00%	0	0.00%
Total	3	0.20%	3	0.20%	6	0.40%	4	0.27%	2	0.13%
07207										
Polling	4	0.79%	4	0.79%	2	0.40%	0	0.00%	2	0.40%
Absentee	0	0.00%	0	0.00%	0	0.00%	0	0.00%	0	0.00%
Early Vote	0	0.00%	2	0.21%	0	0.00%	1	0.11%	3	0.32%
Provisional	0	0.00%	0	0.00%	0	0.00%	0	0.00%	0	0.00%

RETRIEVED FROM DEMOCRACYDOCKET.COM

Statement of Votes Cast
Shelby County, TN
State and Federal General Election _Municipal Elections
November 6, 2018
SOVC For Jurisdiction Wide, All Counters, All Races
Official Combined Results

	UNITED STATES SENATE									
	John Carico		Dean Hill		Kevin Lee McCants		Breton Phillips		Kris L. Todd	
Total	4	0.27%	6	0.41%	2	0.14%	1	0.07%	5	0.34%
07301										
Polling	0	0.00%	2	0.74%	1	0.37%	0	0.00%	0	0.00%
Absentee	0	0.00%	1	5.00%	0	0.00%	0	0.00%	0	0.00%
Early Vote	0	0.00%	0	0.00%	1	0.31%	0	0.00%	2	0.62%
Provisional	0	0.00%	0	0.00%	0	0.00%	0	0.00%	0	0.00%
Total	0	0.00%	3	0.49%	2	0.32%	0	0.00%	2	0.32%
07303										
Polling	1	0.18%	3	0.53%	2	0.36%	0	0.00%	4	0.71%
Absentee	0	0.00%	0	0.00%	0	0.00%	0	0.00%	0	0.00%
Early Vote	2	0.25%	2	0.25%	2	0.25%	1	0.13%	1	0.13%
Provisional	0	0.00%	0	0.00%	0	0.00%	0	0.00%	0	0.00%
Total	3	0.22%	5	0.36%	4	0.29%	1	0.07%	5	0.36%
07401										
Polling	0	0.00%	0	0.00%	1	0.16%	1	0.16%	1	0.16%
Absentee	0	0.00%	0	0.00%	0	0.00%	0	0.00%	0	0.00%
Early Vote	1	0.09%	4	0.37%	1	0.09%	3	0.28%	0	0.00%
Provisional	0	0.00%	0	0.00%	0	0.00%	0	0.00%	0	0.00%
Total	1	0.06%	4	0.23%	2	0.12%	4	0.23%	1	0.06%
07402										
Polling	1	0.17%	2	0.35%	1	0.17%	0	0.00%	1	0.17%
Absentee	0	0.00%	0	0.00%	0	0.00%	0	0.00%	0	0.00%
Early Vote	1	0.09%	1	0.09%	1	0.09%	2	0.17%	4	0.35%
Provisional	0	0.00%	0	0.00%	0	0.00%	0	0.00%	0	0.00%
Total	2	0.11%	3	0.17%	2	0.11%	2	0.11%	5	0.29%
07405										
Polling	0	0.00%	1	0.20%	3	0.61%	2	0.41%	0	0.00%
Absentee	0	0.00%	0	0.00%	0	0.00%	0	0.00%	0	0.00%
Early Vote	2	0.25%	4	0.49%	4	0.49%	0	0.00%	0	0.00%
Provisional	0	0.00%	0	0.00%	0	0.00%	1	20.00%	0	0.00%
Total	2	0.15%	5	0.38%	7	0.53%	3	0.23%	0	0.00%
07409										
Polling	3	0.64%	2	0.42%	0	0.00%	3	0.64%	0	0.00%
Absentee	0	0.00%	0	0.00%	0	0.00%	0	0.00%	0	0.00%
Early Vote	0	0.00%	5	0.85%	3	0.51%	0	0.00%	2	0.34%
Provisional	0	0.00%	0	0.00%	0	0.00%	0	0.00%	0	0.00%
Total	3	0.28%	7	0.65%	3	0.28%	3	0.28%	2	0.19%
07501										
Polling	0	0.00%	2	0.58%	0	0.00%	0	0.00%	0	0.00%
Absentee	0	0.00%	0	0.00%	0	0.00%	0	0.00%	0	0.00%
Early Vote	3	0.45%	4	0.60%	0	0.00%	0	0.00%	2	0.30%
Provisional	0	0.00%	0	0.00%	0	0.00%	0	0.00%	0	0.00%
Total	3	0.29%	6	0.58%	0	0.00%	0	0.00%	2	0.19%
07506										
Polling	1	0.13%	5	0.65%	6	0.78%	1	0.13%	2	0.26%
Absentee	0	0.00%	0	0.00%	0	0.00%	0	0.00%	0	0.00%
Early Vote	1	0.07%	5	0.37%	4	0.30%	6	0.44%	5	0.37%
Provisional	0	0.00%	0	0.00%	0	0.00%	0	0.00%	1	16.67%
Total	2	0.09%	10	0.47%	10	0.47%	7	0.33%	8	0.37%
07507										
Polling	0	0.00%	3	0.48%	1	0.16%	2	0.32%	1	0.16%
Absentee	0	0.00%	0	0.00%	0	0.00%	0	0.00%	0	0.00%
Early Vote	6	0.56%	5	0.47%	3	0.28%	5	0.47%	6	0.56%
Provisional	0	-	0	-	0	-	0	-	0	-
Total	6	0.35%	8	0.47%	4	0.23%	7	0.41%	7	0.41%
07511										
Polling	0	0.00%	3	0.45%	3	0.45%	2	0.30%	1	0.15%
Absentee	0	0.00%	0	0.00%	0	0.00%	0	0.00%	0	0.00%

RETRIEVED FROM DEMOCRACYDOCKET.COM

Statement of Votes Cast
Shelby County, TN
State and Federal General Election _Municipal Elections
November 6, 2018
SOVC For Jurisdiction Wide, All Counters, All Races
Official Combined Results

	UNITED STATES SENATE									
	John Carico		Dean Hill		Kevin Lee McCants		Breton Phillips		Kris L. Todd	
Early Vote	2	0.15%	3	0.22%	0	0.00%	4	0.29%	3	0.22%
Provisional	0	0.00%	0	0.00%	0	0.00%	0	0.00%	0	0.00%
Total	2	0.10%	6	0.29%	3	0.14%	6	0.29%	4	0.19%
07604										
Polling	0	0.00%	0	0.00%	0	0.00%	0	0.00%	0	0.00%
Absentee	0	0.00%	0	0.00%	0	0.00%	0	0.00%	0	0.00%
Early Vote	0	0.00%	1	0.11%	1	0.11%	0	0.00%	1	0.11%
Provisional	0	0.00%	0	0.00%	0	0.00%	0	0.00%	0	0.00%
Total	0	0.00%	1	0.07%	1	0.07%	0	0.00%	1	0.07%
07605										
Polling	1	0.29%	1	0.29%	0	0.00%	0	0.00%	0	0.00%
Absentee	0	0.00%	0	0.00%	0	0.00%	0	0.00%	0	0.00%
Early Vote	2	0.27%	3	0.41%	3	0.41%	1	0.14%	0	0.00%
Provisional	0	0.00%	0	0.00%	0	0.00%	0	0.00%	0	0.00%
Total	3	0.27%	4	0.37%	3	0.27%	1	0.09%	0	0.00%
07606										
Polling	4	0.66%	4	0.66%	0	0.00%	3	0.50%	0	0.00%
Absentee	0	0.00%	0	0.00%	0	0.00%	0	0.00%	0	0.00%
Early Vote	4	0.34%	6	0.52%	5	0.43%	0	0.00%	1	0.09%
Provisional	0	0.00%	0	0.00%	0	0.00%	0	0.00%	0	0.00%
Total	8	0.45%	10	0.56%	5	0.28%	3	0.17%	1	0.06%
07701										
Polling	2	0.36%	2	0.36%	0	0.00%	0	0.00%	0	0.00%
Absentee	0	0.00%	0	0.00%	0	0.00%	0	0.00%	0	0.00%
Early Vote	2	0.14%	1	0.07%	4	0.28%	7	0.50%	2	0.14%
Provisional	0	0.00%	0	0.00%	0	0.00%	0	0.00%	0	0.00%
Total	4	0.20%	3	0.15%	4	0.20%	7	0.35%	2	0.10%
07703										
Polling	0	0.00%	4	0.95%	1	0.24%	1	0.24%	1	0.24%
Absentee	0	0.00%	0	0.00%	0	0.00%	0	0.00%	0	0.00%
Early Vote	0	0.00%	2	0.20%	1	0.10%	1	0.10%	0	0.00%
Provisional	0	0.00%	0	0.00%	0	0.00%	0	0.00%	0	0.00%
Total	0	0.00%	6	0.42%	2	0.14%	2	0.14%	1	0.07%
07803										
Polling	0	0.00%	4	0.83%	1	0.21%	3	0.63%	1	0.21%
Absentee	0	0.00%	0	0.00%	0	0.00%	0	0.00%	0	0.00%
Early Vote	0	0.00%	3	0.28%	0	0.00%	1	0.09%	1	0.09%
Provisional	0	0.00%	0	0.00%	0	0.00%	0	0.00%	0	0.00%
Total	0	0.00%	7	0.45%	1	0.06%	4	0.26%	2	0.13%
07901										
Polling	1	0.15%	3	0.45%	2	0.30%	2	0.30%	3	0.45%
Absentee	0	0.00%	0	0.00%	0	0.00%	0	0.00%	0	0.00%
Early Vote	3	0.24%	1	0.08%	3	0.24%	2	0.16%	1	0.08%
Provisional	0	0.00%	0	0.00%	0	0.00%	1	7.69%	0	0.00%
Total	4	0.20%	4	0.20%	5	0.25%	5	0.25%	4	0.20%
07902										
Polling	2	0.39%	4	0.78%	0	0.00%	0	0.00%	1	0.19%
Absentee	0	0.00%	0	0.00%	1	6.67%	0	0.00%	0	0.00%
Early Vote	2	0.18%	2	0.18%	1	0.09%	1	0.09%	1	0.09%
Provisional	0	0.00%	0	0.00%	0	0.00%	0	0.00%	0	0.00%
Total	4	0.25%	6	0.37%	2	0.12%	1	0.06%	2	0.12%
07903										
Polling	0	0.00%	2	0.28%	2	0.28%	1	0.14%	2	0.28%
Absentee	0	0.00%	0	0.00%	0	0.00%	0	0.00%	0	0.00%
Early Vote	0	0.00%	1	0.09%	0	0.00%	3	0.27%	2	0.18%
Provisional	0	0.00%	0	0.00%	0	0.00%	0	0.00%	0	0.00%
Total	0	0.00%	3	0.16%	2	0.11%	4	0.22%	4	0.22%
07907										

RETRIEVED FROM DEMOCRACYDOCKET.COM

Statement of Votes Cast
Shelby County, TN
State and Federal General Election _Municipal Elections
November 6, 2018
SOVC For Jurisdiction Wide, All Counters, All Races
Official Combined Results

	UNITED STATES SENATE									
	John Carico		Dean Hill		Kevin Lee McCants		Breton Phillips		Kris L. Todd	
Polling	0	0.00%	3	0.77%	0	0.00%	0	0.00%	0	0.00%
Absentee	0	0.00%	0	0.00%	0	0.00%	0	0.00%	0	0.00%
Early Vote	1	0.13%	2	0.26%	0	0.00%	1	0.13%	0	0.00%
Provisional	0	0.00%	0	0.00%	0	0.00%	0	0.00%	0	0.00%
Total	1	0.08%	5	0.42%	0	0.00%	1	0.08%	0	0.00%
08002										
Polling	2	0.29%	2	0.29%	1	0.15%	0	0.00%	1	0.15%
Absentee	0	0.00%	1	1.05%	0	0.00%	0	0.00%	0	0.00%
Early Vote	1	0.06%	0	0.00%	0	0.00%	0	0.00%	1	0.06%
Provisional	0	0.00%	0	0.00%	0	0.00%	0	0.00%	0	0.00%
Total	3	0.13%	3	0.13%	1	0.04%	0	0.00%	2	0.08%
08101										
Polling	0	0.00%	1	0.16%	0	0.00%	1	0.16%	1	0.16%
Absentee	0	0.00%	0	0.00%	1	1.54%	0	0.00%	0	0.00%
Early Vote	1	0.07%	0	0.00%	0	0.00%	0	0.00%	1	0.07%
Provisional	0	0.00%	0	0.00%	0	0.00%	0	0.00%	0	0.00%
Total	1	0.05%	1	0.05%	1	0.05%	1	0.05%	2	0.10%
08103										
Polling	0	0.00%	0	0.00%	0	0.00%	0	0.00%	2	0.32%
Absentee	0	0.00%	0	0.00%	0	0.00%	0	0.00%	0	0.00%
Early Vote	0	0.00%	1	0.07%	1	0.07%	1	0.07%	0	0.00%
Provisional	0	0.00%	0	0.00%	0	0.00%	0	0.00%	0	0.00%
Total	0	0.00%	1	0.05%	1	0.05%	1	0.05%	2	0.09%
08105										
Polling	1	0.18%	0	0.00%	2	0.36%	0	0.00%	0	0.00%
Absentee	1	1.92%	1	1.92%	0	0.00%	0	0.00%	0	0.00%
Early Vote	0	0.00%	1	0.11%	0	0.00%	1	0.11%	3	0.32%
Provisional	0	0.00%	0	0.00%	0	0.00%	0	0.00%	0	0.00%
Total	2	0.13%	2	0.13%	2	0.13%	1	0.06%	3	0.19%
08107										
Polling	3	0.29%	2	0.19%	2	0.19%	2	0.19%	3	0.29%
Absentee	0	0.00%	0	0.00%	1	2.04%	1	2.04%	0	0.00%
Early Vote	2	0.13%	4	0.26%	1	0.06%	2	0.13%	1	0.06%
Provisional	0	0.00%	0	0.00%	0	0.00%	0	0.00%	0	0.00%
Total	5	0.19%	6	0.23%	4	0.15%	5	0.19%	4	0.15%
08202										
Polling	0	0.00%	2	0.92%	0	0.00%	0	0.00%	0	0.00%
Absentee	0	0.00%	0	0.00%	0	0.00%	0	0.00%	0	0.00%
Early Vote	0	0.00%	2	0.65%	1	0.33%	2	0.65%	1	0.33%
Provisional	0	0.00%	0	0.00%	0	0.00%	0	0.00%	0	0.00%
Total	0	0.00%	4	0.75%	1	0.19%	2	0.38%	1	0.19%
08300										
Polling	0	0.00%	3	1.38%	0	0.00%	2	0.92%	0	0.00%
Absentee	0	0.00%	0	0.00%	0	0.00%	0	0.00%	0	0.00%
Early Vote	1	0.36%	0	0.00%	1	0.36%	0	0.00%	0	0.00%
Provisional	0	-	0	-	0	-	0	-	0	-
Total	1	0.20%	3	0.60%	1	0.20%	2	0.40%	0	0.00%
08402										
Polling	0	0.00%	2	1.08%	0	0.00%	0	0.00%	0	0.00%
Absentee	0	0.00%	0	0.00%	0	0.00%	0	0.00%	0	0.00%
Early Vote	1	0.33%	2	0.66%	0	0.00%	0	0.00%	1	0.33%
Provisional	0	0.00%	0	0.00%	0	0.00%	0	0.00%	0	0.00%
Total	1	0.20%	4	0.81%	0	0.00%	0	0.00%	1	0.20%
08600										
Polling	1	0.16%	2	0.33%	2	0.33%	0	0.00%	0	0.00%
Absentee	0	0.00%	0	0.00%	0	0.00%	0	0.00%	0	0.00%
Early Vote	3	0.23%	2	0.15%	1	0.08%	2	0.15%	3	0.23%
Provisional	0	0.00%	0	0.00%	0	0.00%	0	0.00%	0	0.00%

RETRIEVED FROM DEMOCRACYDOCKET.COM

Statement of Votes Cast
Shelby County, TN
State and Federal General Election _Municipal Elections
November 6, 2018
SOVC For Jurisdiction Wide, All Counters, All Races
Official Combined Results

	UNITED STATES SENATE									
	John Carico		Dean Hill		Kevin Lee McCants		Breton Phillips		Kris L. Todd	
Total	4	0.21%	4	0.21%	3	0.15%	2	0.10%	3	0.15%
08702										
Polling	0	0.00%	1	0.21%	0	0.00%	0	0.00%	0	0.00%
Absentee	0	0.00%	0	0.00%	0	0.00%	0	0.00%	0	0.00%
Early Vote	3	0.35%	2	0.23%	0	0.00%	0	0.00%	1	0.12%
Provisional	0	0.00%	0	0.00%	0	0.00%	0	0.00%	0	0.00%
Total	3	0.22%	3	0.22%	0	0.00%	0	0.00%	1	0.07%
08703										
Polling	5	0.62%	4	0.49%	0	0.00%	4	0.49%	3	0.37%
Absentee	0	0.00%	0	0.00%	0	0.00%	0	0.00%	0	0.00%
Early Vote	4	0.27%	8	0.53%	1	0.07%	2	0.13%	0	0.00%
Provisional	0	0.00%	0	0.00%	1	12.50%	0	0.00%	0	0.00%
Total	9	0.38%	12	0.51%	2	0.09%	6	0.26%	3	0.13%
08704										
Polling	0	0.00%	3	0.61%	3	0.61%	3	0.61%	1	0.20%
Absentee	0	0.00%	0	0.00%	0	0.00%	0	0.00%	0	0.00%
Early Vote	0	0.00%	5	0.46%	1	0.09%	0	0.00%	0	0.00%
Provisional	0	0.00%	0	0.00%	0	0.00%	0	0.00%	0	0.00%
Total	0	0.00%	8	0.50%	4	0.25%	3	0.19%	1	0.06%
08802										
Polling	1	0.26%	0	0.00%	0	0.00%	1	0.26%	0	0.00%
Absentee	0	0.00%	0	0.00%	0	0.00%	0	0.00%	0	0.00%
Early Vote	0	0.00%	1	0.18%	0	0.00%	0	0.00%	2	0.36%
Provisional	0	0.00%	0	0.00%	0	0.00%	0	0.00%	0	0.00%
Total	1	0.10%	1	0.10%	0	0.00%	1	0.10%	2	0.21%
08803										
Polling	1	0.14%	2	0.29%	1	0.14%	3	0.43%	2	0.29%
Absentee	0	0.00%	0	0.00%	0	0.00%	0	0.00%	0	0.00%
Early Vote	1	0.12%	1	0.12%	0	0.00%	1	0.12%	1	0.12%
Provisional	0	0.00%	0	0.00%	0	0.00%	0	0.00%	0	0.00%
Total	2	0.13%	3	0.19%	1	0.06%	4	0.26%	3	0.19%
08804										
Polling	0	0.00%	1	0.28%	1	0.28%	1	0.28%	0	0.00%
Absentee	0	0.00%	0	0.00%	0	0.00%	0	0.00%	0	0.00%
Early Vote	1	0.22%	0	0.00%	1	0.22%	2	0.45%	2	0.45%
Provisional	0	0.00%	0	0.00%	0	0.00%	0	0.00%	0	0.00%
Total	1	0.12%	1	0.12%	2	0.25%	3	0.37%	2	0.25%
08901										
Polling	4	0.90%	1	0.23%	0	0.00%	2	0.45%	0	0.00%
Absentee	0	0.00%	0	0.00%	0	0.00%	0	0.00%	0	0.00%
Early Vote	0	0.00%	3	0.54%	0	0.00%	2	0.36%	1	0.18%
Provisional	1	6.67%	0	0.00%	0	0.00%	0	0.00%	0	0.00%
Total	5	0.49%	4	0.39%	0	0.00%	4	0.39%	1	0.10%
08902										
Polling	2	0.27%	6	0.80%	3	0.40%	0	0.00%	2	0.27%
Absentee	0	0.00%	0	0.00%	0	0.00%	0	0.00%	0	0.00%
Early Vote	2	0.31%	1	0.16%	2	0.31%	1	0.16%	3	0.47%
Provisional	0	0.00%	0	0.00%	0	0.00%	0	0.00%	0	0.00%
Total	4	0.28%	7	0.49%	5	0.35%	1	0.07%	5	0.35%
09002										
Polling	2	0.30%	3	0.46%	1	0.15%	2	0.30%	3	0.46%
Absentee	0	0.00%	0	0.00%	0	0.00%	0	0.00%	0	0.00%
Early Vote	2	0.23%	5	0.57%	2	0.23%	4	0.46%	5	0.57%
Provisional	0	0.00%	0	0.00%	0	0.00%	0	0.00%	0	0.00%
Total	4	0.26%	8	0.52%	3	0.19%	6	0.39%	8	0.52%
09003										
Polling	1	0.19%	1	0.19%	0	0.00%	1	0.19%	0	0.00%
Absentee	0	0.00%	0	0.00%	0	0.00%	0	0.00%	0	0.00%

RETRIEVED FROM DEMOCRACYDOCKET.COM

Statement of Votes Cast
Shelby County, TN
State and Federal General Election _Municipal Elections
November 6, 2018
SOVC For Jurisdiction Wide, All Counters, All Races
Official Combined Results

	UNITED STATES SENATE									
	John Carico		Dean Hill		Kevin Lee McCants		Breton Phillips		Kris L. Todd	
Early Vote	1	0.11%	3	0.34%	3	0.34%	3	0.34%	4	0.45%
Provisional	0	0.00%	0	0.00%	0	0.00%	0	0.00%	0	0.00%
Total	2	0.14%	4	0.28%	3	0.21%	4	0.28%	4	0.28%
09101										
Polling	1	0.12%	6	0.74%	0	0.00%	1	0.12%	0	0.00%
Absentee	0	0.00%	0	0.00%	0	0.00%	0	0.00%	0	0.00%
Early Vote	0	0.00%	7	0.39%	1	0.06%	1	0.06%	2	0.11%
Provisional	0	0.00%	1	6.25%	0	0.00%	0	0.00%	0	0.00%
Total	1	0.04%	14	0.52%	1	0.04%	2	0.07%	2	0.07%
09102										
Polling	1	0.13%	0	0.00%	3	0.40%	0	0.00%	2	0.27%
Absentee	0	0.00%	0	0.00%	0	0.00%	0	0.00%	0	0.00%
Early Vote	2	0.13%	4	0.26%	1	0.06%	1	0.06%	2	0.13%
Provisional	0	0.00%	0	0.00%	0	0.00%	0	0.00%	0	0.00%
Total	3	0.13%	4	0.17%	4	0.17%	1	0.04%	4	0.17%
09104										
Polling	0	0.00%	5	0.60%	2	0.24%	0	0.00%	4	0.48%
Absentee	0	0.00%	0	0.00%	0	0.00%	0	0.00%	0	0.00%
Early Vote	3	0.18%	8	0.49%	2	0.12%	1	0.06%	1	0.06%
Provisional	0	0.00%	0	0.00%	0	0.00%	0	0.00%	0	0.00%
Total	3	0.12%	13	0.52%	4	0.16%	1	0.04%	5	0.20%
09201										
Polling	2	0.75%	1	0.37%	1	0.37%	0	0.00%	1	0.37%
Absentee	0	0.00%	0	0.00%	0	0.00%	0	0.00%	0	0.00%
Early Vote	1	0.28%	1	0.28%	0	0.00%	1	0.28%	1	0.28%
Provisional	0	0.00%	0	0.00%	0	0.00%	0	0.00%	0	0.00%
Total	3	0.47%	2	0.32%	1	0.16%	1	0.16%	2	0.32%
09301										
Polling	1	0.18%	0	0.00%	0	0.00%	1	0.18%	1	0.18%
Absentee	0	0.00%	0	0.00%	0	0.00%	0	0.00%	0	0.00%
Early Vote	2	0.31%	1	0.15%	0	0.00%	1	0.15%	0	0.00%
Provisional	0	0.00%	0	0.00%	0	0.00%	0	0.00%	0	0.00%
Total	3	0.25%	1	0.08%	0	0.00%	2	0.17%	1	0.08%
09303										
Polling	1	0.28%	1	0.28%	1	0.28%	1	0.28%	3	0.85%
Absentee	0	0.00%	3	2.46%	0	0.00%	0	0.00%	0	0.00%
Early Vote	2	0.38%	0	0.00%	1	0.19%	0	0.00%	0	0.00%
Provisional	0	0.00%	0	0.00%	0	0.00%	0	0.00%	0	0.00%
Total	3	0.30%	4	0.39%	2	0.20%	1	0.10%	3	0.30%
09403										
Polling	0	0.00%	0	0.00%	1	0.14%	3	0.41%	1	0.14%
Absentee	0	0.00%	1	5.26%	0	0.00%	0	0.00%	0	0.00%
Early Vote	4	0.33%	11	0.91%	2	0.17%	3	0.25%	2	0.17%
Provisional	0	0.00%	0	0.00%	0	0.00%	0	0.00%	0	0.00%
Total	4	0.20%	12	0.61%	3	0.15%	6	0.31%	3	0.15%
09406										
Polling	0	0.00%	1	0.20%	0	0.00%	3	0.60%	0	0.00%
Absentee	0	0.00%	0	0.00%	0	0.00%	0	0.00%	0	0.00%
Early Vote	0	0.00%	1	0.18%	0	0.00%	0	0.00%	1	0.18%
Provisional	0	0.00%	0	0.00%	0	0.00%	0	0.00%	0	0.00%
Total	0	0.00%	2	0.19%	0	0.00%	3	0.29%	1	0.10%
09407										
Polling	2	0.21%	3	0.31%	0	0.00%	1	0.10%	3	0.31%
Absentee	0	0.00%	0	0.00%	0	0.00%	0	0.00%	0	0.00%
Early Vote	4	0.35%	5	0.44%	4	0.35%	2	0.17%	1	0.09%
Provisional	0	-	0	-	0	-	0	-	0	-
Total	6	0.28%	8	0.37%	4	0.19%	3	0.14%	4	0.19%
09408										

RETRIEVED FROM DEMOCRACYDOCKET.COM

Statement of Votes Cast
Shelby County, TN
State and Federal General Election _Municipal Elections
November 6, 2018
SOVC For Jurisdiction Wide, All Counters, All Races
Official Combined Results

	UNITED STATES SENATE									
	John Carico		Dean Hill		Kevin Lee McCants		Breton Phillips		Kris L. Todd	
Polling	0	0.00%	0	0.00%	0	0.00%	0	0.00%	0	0.00%
Absentee	0	0.00%	0	0.00%	0	0.00%	0	0.00%	0	0.00%
Early Vote	1	0.09%	4	0.38%	1	0.09%	1	0.09%	1	0.09%
Provisional	0	0.00%	0	0.00%	0	0.00%	0	0.00%	0	0.00%
Total	1	0.06%	4	0.23%	1	0.06%	1	0.06%	1	0.06%
09501										
Polling	0	0.00%	7	0.80%	1	0.11%	0	0.00%	6	0.69%
Absentee	0	0.00%	0	0.00%	0	0.00%	0	0.00%	0	0.00%
Early Vote	2	0.17%	0	0.00%	1	0.09%	2	0.17%	1	0.09%
Provisional	0	0.00%	0	0.00%	0	0.00%	0	0.00%	0	0.00%
Total	2	0.10%	7	0.34%	2	0.10%	2	0.10%	7	0.34%
09505										
Polling	0	0.00%	4	0.60%	1	0.15%	0	0.00%	2	0.30%
Absentee	0	0.00%	0	0.00%	0	0.00%	0	0.00%	0	0.00%
Early Vote	1	0.09%	4	0.35%	0	0.00%	1	0.09%	1	0.09%
Provisional	0	0.00%	0	0.00%	0	0.00%	1	5.56%	0	0.00%
Total	1	0.05%	8	0.43%	1	0.05%	2	0.11%	3	0.16%
09506										
Polling	1	0.18%	2	0.36%	0	0.00%	1	0.18%	3	0.54%
Absentee	0	0.00%	0	0.00%	0	0.00%	0	0.00%	0	0.00%
Early Vote	3	0.26%	3	0.26%	0	0.00%	1	0.09%	1	0.09%
Provisional	0	0.00%	0	0.00%	0	0.00%	0	0.00%	0	0.00%
Total	4	0.23%	5	0.29%	0	0.00%	2	0.12%	4	0.23%
09507										
Polling	5	0.98%	2	0.39%	3	0.59%	2	0.39%	1	0.20%
Absentee	0	0.00%	0	0.00%	0	0.00%	0	0.00%	0	0.00%
Early Vote	1	0.11%	3	0.34%	1	0.11%	1	0.11%	4	0.45%
Provisional	0	0.00%	0	0.00%	0	0.00%	0	0.00%	0	0.00%
Total	6	0.42%	5	0.35%	4	0.28%	3	0.21%	5	0.35%
09508										
Polling	3	0.42%	0	0.00%	1	0.14%	1	0.14%	4	0.56%
Absentee	0	0.00%	0	0.00%	0	0.00%	0	0.00%	0	0.00%
Early Vote	0	0.00%	4	0.22%	1	0.06%	1	0.06%	2	0.11%
Provisional	0	0.00%	0	0.00%	0	0.00%	0	0.00%	0	0.00%
Total	3	0.12%	4	0.16%	2	0.08%	2	0.08%	6	0.23%
09601										
Polling	3	0.44%	2	0.29%	1	0.15%	4	0.58%	1	0.15%
Absentee	0	0.00%	0	0.00%	0	0.00%	0	0.00%	1	6.67%
Early Vote	0	0.00%	4	0.36%	0	0.00%	3	0.27%	4	0.36%
Provisional	0	0.00%	0	0.00%	0	0.00%	0	0.00%	0	0.00%
Total	3	0.17%	6	0.33%	1	0.06%	7	0.39%	6	0.33%
09602										
Polling	4	0.49%	1	0.12%	3	0.37%	2	0.24%	2	0.24%
Absentee	0	0.00%	0	0.00%	0	0.00%	0	0.00%	0	0.00%
Early Vote	0	0.00%	4	0.28%	1	0.07%	1	0.07%	0	0.00%
Provisional	0	0.00%	0	0.00%	0	0.00%	0	0.00%	0	0.00%
Total	4	0.18%	5	0.22%	4	0.18%	3	0.13%	2	0.09%
ARL01										
Polling	6	0.52%	5	0.43%	1	0.09%	0	0.00%	2	0.17%
Absentee	0	0.00%	0	0.00%	0	0.00%	0	0.00%	1	3.85%
Early Vote	3	0.13%	4	0.17%	2	0.09%	0	0.00%	6	0.26%
Provisional	0	0.00%	0	0.00%	0	0.00%	0	0.00%	0	0.00%
Total	9	0.26%	9	0.26%	3	0.09%	0	0.00%	9	0.26%
ARL02										
Polling	1	0.19%	4	0.74%	2	0.37%	0	0.00%	2	0.37%
Absentee	0	0.00%	0	0.00%	0	0.00%	0	0.00%	0	0.00%
Early Vote	5	0.48%	1	0.10%	0	0.00%	1	0.10%	0	0.00%
Provisional	0	0.00%	0	0.00%	0	0.00%	0	0.00%	0	0.00%

RETRIEVED FROM DEMOCRACYDOCKET.COM

Statement of Votes Cast
Shelby County, TN
State and Federal General Election _Municipal Elections
November 6, 2018
SOVC For Jurisdiction Wide, All Counters, All Races
Official Combined Results

	UNITED STATES SENATE									
	John Carico		Dean Hill		Kevin Lee McCants		Breton Phillips		Kris L. Todd	
Total	6	0.37%	5	0.31%	2	0.12%	1	0.06%	2	0.12%
BAR03										
Polling	1	0.17%	3	0.50%	0	0.00%	1	0.17%	3	0.50%
Absentee	0	0.00%	0	0.00%	0	0.00%	0	0.00%	0	0.00%
Early Vote	1	0.07%	4	0.29%	0	0.00%	2	0.15%	3	0.22%
Provisional	0	0.00%	0	0.00%	0	0.00%	0	0.00%	0	0.00%
Total	2	0.10%	7	0.35%	0	0.00%	3	0.15%	6	0.30%
BAR04										
Polling	2	0.28%	8	1.13%	1	0.14%	1	0.14%	3	0.42%
Absentee	0	0.00%	0	0.00%	0	0.00%	0	0.00%	0	0.00%
Early Vote	2	0.10%	7	0.36%	1	0.05%	3	0.15%	3	0.15%
Provisional	0	0.00%	0	0.00%	0	0.00%	0	0.00%	0	0.00%
Total	4	0.15%	15	0.55%	2	0.07%	4	0.15%	6	0.22%
BAR05										
Polling	2	0.20%	6	0.60%	0	0.00%	2	0.20%	2	0.20%
Absentee	0	0.00%	0	0.00%	0	0.00%	0	0.00%	1	2.63%
Early Vote	1	0.06%	5	0.32%	0	0.00%	3	0.19%	3	0.19%
Provisional	0	0.00%	0	0.00%	0	0.00%	0	0.00%	0	0.00%
Total	3	0.12%	11	0.42%	0	0.00%	5	0.19%	6	0.23%
BAR06										
Polling	3	0.42%	9	1.25%	0	0.00%	0	0.00%	7	0.97%
Absentee	0	0.00%	0	0.00%	0	0.00%	0	0.00%	0	0.00%
Early Vote	1	0.09%	4	0.34%	2	0.17%	2	0.17%	5	0.43%
Provisional	0	0.00%	0	0.00%	0	0.00%	0	0.00%	0	0.00%
Total	4	0.21%	13	0.68%	2	0.10%	2	0.10%	12	0.63%
BAR08										
Polling	3	0.34%	8	0.90%	0	0.00%	0	0.00%	4	0.45%
Absentee	0	0.00%	0	0.00%	0	0.00%	0	0.00%	0	0.00%
Early Vote	2	0.09%	5	0.22%	3	0.13%	2	0.09%	4	0.18%
Provisional	0	0.00%	0	0.00%	0	0.00%	0	0.00%	0	0.00%
Total	5	0.16%	13	0.41%	3	0.09%	2	0.06%	8	0.25%
BAR09										
Polling	3	0.37%	7	0.86%	0	0.00%	1	0.12%	3	0.37%
Absentee	1	1.11%	0	0.00%	1	1.11%	0	0.00%	0	0.00%
Early Vote	2	0.12%	5	0.30%	1	0.06%	1	0.06%	3	0.18%
Provisional	0	0.00%	0	0.00%	0	0.00%	0	0.00%	0	0.00%
Total	6	0.24%	12	0.47%	2	0.08%	2	0.08%	6	0.24%
BAR11										
Polling	2	0.32%	2	0.32%	1	0.16%	0	0.00%	2	0.32%
Absentee	0	0.00%	0	0.00%	0	0.00%	0	0.00%	2	3.28%
Early Vote	1	0.09%	4	0.35%	1	0.09%	0	0.00%	1	0.09%
Provisional	0	0.00%	0	0.00%	0	0.00%	0	0.00%	0	0.00%
Total	3	0.16%	6	0.33%	2	0.11%	0	0.00%	5	0.27%
BAR13										
Polling	4	0.42%	5	0.52%	1	0.10%	0	0.00%	6	0.63%
Absentee	0	0.00%	0	0.00%	0	0.00%	0	0.00%	0	0.00%
Early Vote	2	0.10%	4	0.20%	0	0.00%	1	0.05%	1	0.05%
Provisional	0	0.00%	0	0.00%	0	0.00%	0	0.00%	0	0.00%
Total	6	0.20%	9	0.30%	1	0.03%	1	0.03%	7	0.23%
BRU01										
Polling	1	0.21%	1	0.21%	0	0.00%	2	0.42%	3	0.63%
Absentee	0	0.00%	0	0.00%	0	0.00%	0	0.00%	0	0.00%
Early Vote	1	0.09%	0	0.00%	1	0.09%	0	0.00%	0	0.00%
Provisional	0	0.00%	0	0.00%	0	0.00%	0	0.00%	0	0.00%
Total	2	0.12%	1	0.06%	1	0.06%	2	0.12%	3	0.18%
BRU02										
Polling	1	0.10%	3	0.31%	0	0.00%	1	0.10%	2	0.21%
Absentee	0	0.00%	0	0.00%	0	0.00%	0	0.00%	0	0.00%

RETRIEVED FROM DEMOCRACYDOCKET.COM

Statement of Votes Cast
Shelby County, TN
State and Federal General Election _Municipal Elections
November 6, 2018
SOVC For Jurisdiction Wide, All Counters, All Races
Official Combined Results

	UNITED STATES SENATE									
	John Carico		Dean Hill		Kevin Lee McCants		Breton Phillips		Kris L. Todd	
Early Vote	2	0.11%	6	0.32%	0	0.00%	3	0.16%	2	0.11%
Provisional	0	0.00%	0	0.00%	0	0.00%	0	0.00%	0	0.00%
Total	3	0.10%	9	0.31%	0	0.00%	4	0.14%	4	0.14%
COL01										
Polling	2	0.21%	1	0.11%	1	0.11%	1	0.11%	1	0.11%
Absentee	0	0.00%	0	0.00%	0	0.00%	0	0.00%	0	0.00%
Early Vote	1	0.05%	7	0.36%	1	0.05%	1	0.05%	3	0.15%
Provisional	0	0.00%	0	0.00%	0	0.00%	0	0.00%	0	0.00%
Total	3	0.10%	8	0.27%	2	0.07%	2	0.07%	4	0.14%
COL02										
Polling	0	0.00%	1	0.12%	3	0.35%	0	0.00%	0	0.00%
Absentee	0	0.00%	1	2.22%	0	0.00%	0	0.00%	0	0.00%
Early Vote	4	0.22%	4	0.22%	0	0.00%	1	0.06%	4	0.22%
Provisional	0	0.00%	0	0.00%	0	0.00%	0	0.00%	0	0.00%
Total	4	0.15%	6	0.22%	3	0.11%	1	0.04%	4	0.15%
COL03										
Polling	1	0.17%	4	0.67%	0	0.00%	2	0.33%	4	0.67%
Absentee	0	0.00%	0	0.00%	0	0.00%	0	0.00%	0	0.00%
Early Vote	4	0.23%	5	0.29%	0	0.00%	1	0.06%	0	0.00%
Provisional	0	0.00%	0	0.00%	0	0.00%	0	0.00%	0	0.00%
Total	5	0.21%	9	0.39%	0	0.00%	3	0.13%	4	0.17%
COL04										
Polling	4	0.58%	8	1.16%	2	0.29%	1	0.14%	1	0.14%
Absentee	0	0.00%	0	0.00%	0	0.00%	0	0.00%	0	0.00%
Early Vote	2	0.10%	2	0.10%	1	0.05%	0	0.00%	1	0.05%
Provisional	0	0.00%	1	10.00%	0	0.00%	0	0.00%	0	0.00%
Total	6	0.22%	11	0.41%	3	0.11%	1	0.04%	2	0.07%
COL05										
Polling	0	0.00%	1	0.18%	0	0.00%	1	0.18%	2	0.37%
Absentee	0	0.00%	0	0.00%	0	0.00%	0	0.00%	0	0.00%
Early Vote	1	0.10%	3	0.31%	0	0.00%	1	0.10%	3	0.31%
Provisional	0	0.00%	0	0.00%	0	0.00%	0	0.00%	0	0.00%
Total	1	0.07%	4	0.26%	0	0.00%	2	0.13%	5	0.33%
COL06										
Polling	0	0.00%	3	0.58%	0	0.00%	0	0.00%	3	0.58%
Absentee	0	0.00%	0	0.00%	0	0.00%	0	0.00%	0	0.00%
Early Vote	2	0.13%	2	0.13%	0	0.00%	1	0.06%	0	0.00%
Provisional	0	0.00%	0	0.00%	0	0.00%	0	0.00%	0	0.00%
Total	2	0.09%	5	0.23%	0	0.00%	1	0.05%	3	0.14%
COL07										
Polling	1	0.12%	1	0.12%	1	0.12%	1	0.12%	2	0.24%
Absentee	0	0.00%	0	0.00%	0	0.00%	0	0.00%	0	0.00%
Early Vote	2	0.13%	1	0.07%	0	0.00%	2	0.13%	4	0.27%
Provisional	0	0.00%	0	0.00%	0	0.00%	0	0.00%	0	0.00%
Total	3	0.13%	2	0.08%	1	0.04%	3	0.13%	6	0.25%
COL08										
Polling	1	0.19%	0	0.00%	0	0.00%	0	0.00%	1	0.19%
Absentee	0	0.00%	0	0.00%	0	0.00%	0	0.00%	0	0.00%
Early Vote	2	0.20%	1	0.10%	1	0.10%	1	0.10%	0	0.00%
Provisional	0	0.00%	0	0.00%	0	0.00%	0	0.00%	0	0.00%
Total	3	0.19%	1	0.06%	1	0.06%	1	0.06%	1	0.06%
COL09										
Polling	1	0.17%	2	0.33%	2	0.33%	2	0.33%	1	0.17%
Absentee	0	0.00%	0	0.00%	0	0.00%	0	0.00%	0	0.00%
Early Vote	1	0.06%	1	0.06%	0	0.00%	1	0.06%	2	0.11%
Provisional	0	0.00%	0	0.00%	0	0.00%	0	0.00%	0	0.00%
Total	2	0.08%	3	0.12%	2	0.08%	3	0.12%	3	0.12%
COR03										

RETRIEVED FROM DEMOCRACYDOCKET.COM

Statement of Votes Cast
Shelby County, TN
State and Federal General Election _Municipal Elections
November 6, 2018
SOVC For Jurisdiction Wide, All Counters, All Races
Official Combined Results

	UNITED STATES SENATE									
	John Carico		Dean Hill		Kevin Lee McCants		Breton Phillips		Kris L. Todd	
Polling	0	0.00%	2	0.21%	0	0.00%	4	0.42%	2	0.21%
Absentee	0	0.00%	0	0.00%	0	0.00%	0	0.00%	0	0.00%
Early Vote	1	0.05%	5	0.24%	1	0.05%	2	0.09%	3	0.14%
Provisional	0	0.00%	0	0.00%	0	0.00%	0	0.00%	0	0.00%
Total	1	0.03%	7	0.23%	1	0.03%	6	0.19%	5	0.16%
COR04										
Polling	0	0.00%	2	0.72%	0	0.00%	0	0.00%	2	0.72%
Absentee	0	0.00%	0	0.00%	0	0.00%	1	2.94%	0	0.00%
Early Vote	1	0.12%	3	0.37%	0	0.00%	1	0.12%	2	0.24%
Provisional	0	0.00%	0	0.00%	0	0.00%	0	0.00%	0	0.00%
Total	1	0.09%	5	0.44%	0	0.00%	2	0.18%	4	0.35%
COR05										
Polling	6	0.72%	5	0.60%	1	0.12%	3	0.36%	1	0.12%
Absentee	0	0.00%	0	0.00%	0	0.00%	0	0.00%	0	0.00%
Early Vote	1	0.10%	3	0.29%	1	0.10%	1	0.10%	1	0.10%
Provisional	0	0.00%	0	0.00%	0	0.00%	0	0.00%	0	0.00%
Total	7	0.37%	8	0.42%	2	0.11%	4	0.21%	2	0.11%
EAD00										
Polling	0	0.00%	4	0.79%	1	0.20%	0	0.00%	0	0.00%
Absentee	0	0.00%	0	0.00%	0	0.00%	0	0.00%	0	0.00%
Early Vote	0	0.00%	0	0.00%	0	0.00%	0	0.00%	1	0.14%
Provisional	0	0.00%	0	0.00%	0	0.00%	0	0.00%	0	0.00%
Total	0	0.00%	4	0.33%	1	0.08%	0	0.00%	1	0.08%
FOR01										
Polling	1	0.20%	2	0.41%	1	0.20%	0	0.00%	3	0.61%
Absentee	0	0.00%	0	0.00%	0	0.00%	0	0.00%	0	0.00%
Early Vote	1	0.09%	3	0.28%	0	0.00%	0	0.00%	2	0.19%
Provisional	0	0.00%	0	0.00%	0	0.00%	0	0.00%	0	0.00%
Total	2	0.13%	5	0.31%	1	0.06%	0	0.00%	5	0.31%
FOR02										
Polling	0	0.00%	2	0.89%	0	0.00%	1	0.44%	0	0.00%
Absentee	0	0.00%	0	0.00%	0	0.00%	0	0.00%	0	0.00%
Early Vote	0	0.00%	4	0.67%	1	0.17%	0	0.00%	1	0.17%
Provisional	0	0.00%	0	0.00%	0	0.00%	0	0.00%	0	0.00%
Total	0	0.00%	6	0.71%	1	0.12%	1	0.12%	1	0.12%
FOR03										
Polling	1	0.12%	4	0.50%	1	0.12%	0	0.00%	4	0.50%
Absentee	0	0.00%	0	0.00%	0	0.00%	0	0.00%	0	0.00%
Early Vote	2	0.14%	1	0.07%	2	0.14%	2	0.14%	2	0.14%
Provisional	0	0.00%	0	0.00%	0	0.00%	0	0.00%	0	0.00%
Total	3	0.13%	5	0.22%	3	0.13%	2	0.09%	6	0.27%
GER02										
Polling	0	0.00%	1	0.13%	0	0.00%	3	0.39%	1	0.13%
Absentee	0	0.00%	1	1.30%	0	0.00%	0	0.00%	0	0.00%
Early Vote	0	0.00%	12	0.58%	1	0.05%	1	0.05%	3	0.14%
Provisional	0	0.00%	0	0.00%	0	0.00%	0	0.00%	0	0.00%
Total	0	0.00%	14	0.48%	1	0.03%	4	0.14%	4	0.14%
GER03										
Polling	1	0.14%	0	0.00%	0	0.00%	0	0.00%	3	0.41%
Absentee	0	0.00%	0	0.00%	0	0.00%	0	0.00%	0	0.00%
Early Vote	2	0.14%	2	0.14%	0	0.00%	2	0.14%	0	0.00%
Provisional	0	0.00%	0	0.00%	0	0.00%	0	0.00%	0	0.00%
Total	3	0.13%	2	0.09%	0	0.00%	2	0.09%	3	0.13%
GER04										
Polling	2	0.21%	5	0.53%	1	0.11%	1	0.11%	1	0.11%
Absentee	0	0.00%	0	0.00%	0	0.00%	0	0.00%	0	0.00%
Early Vote	5	0.22%	2	0.09%	0	0.00%	1	0.04%	2	0.09%
Provisional	0	0.00%	0	0.00%	0	0.00%	0	0.00%	0	0.00%

RETRIEVED FROM DEMOCRACYDOCKET.COM

Statement of Votes Cast
Shelby County, TN
State and Federal General Election _Municipal Elections
November 6, 2018
SOVC For Jurisdiction Wide, All Counters, All Races
Official Combined Results

	UNITED STATES SENATE									
	John Carico		Dean Hill		Kevin Lee McCants		Breton Phillips		Kris L. Todd	
Total	7	0.21%	7	0.21%	1	0.03%	2	0.06%	3	0.09%
GER05										
Polling	1	0.10%	1	0.10%	0	0.00%	2	0.20%	0	0.00%
Absentee	0	0.00%	1	1.39%	0	0.00%	0	0.00%	0	0.00%
Early Vote	2	0.09%	4	0.18%	1	0.04%	0	0.00%	4	0.18%
Provisional	0	0.00%	0	0.00%	0	0.00%	0	0.00%	0	0.00%
Total	3	0.09%	6	0.18%	1	0.03%	2	0.06%	4	0.12%
GER06										
Polling	1	0.19%	1	0.19%	0	0.00%	0	0.00%	1	0.19%
Absentee	0	0.00%	0	0.00%	0	0.00%	0	0.00%	0	0.00%
Early Vote	2	0.16%	4	0.31%	0	0.00%	1	0.08%	1	0.08%
Provisional	0	0.00%	0	0.00%	0	0.00%	0	0.00%	0	0.00%
Total	3	0.16%	5	0.27%	0	0.00%	1	0.05%	2	0.11%
GER08										
Polling	0	0.00%	4	0.78%	0	0.00%	1	0.19%	1	0.19%
Absentee	0	0.00%	1	3.57%	0	0.00%	0	0.00%	0	0.00%
Early Vote	0	0.00%	3	0.27%	0	0.00%	0	0.00%	0	0.00%
Provisional	0	0.00%	0	0.00%	0	0.00%	0	0.00%	0	0.00%
Total	0	0.00%	8	0.48%	0	0.00%	1	0.06%	1	0.06%
GER10										
Polling	1	0.17%	1	0.17%	0	0.00%	0	0.00%	0	0.00%
Absentee	0	0.00%	0	0.00%	0	0.00%	0	0.00%	0	0.00%
Early Vote	0	0.00%	3	0.18%	1	0.06%	2	0.12%	3	0.18%
Provisional	0	0.00%	0	0.00%	0	0.00%	0	0.00%	0	0.00%
Total	1	0.04%	4	0.17%	1	0.04%	2	0.09%	3	0.13%
GER11										
Polling	1	0.14%	1	0.14%	0	0.00%	0	0.00%	0	0.00%
Absentee	0	0.00%	0	0.00%	0	0.00%	0	0.00%	0	0.00%
Early Vote	2	0.09%	4	0.19%	2	0.09%	2	0.09%	1	0.05%
Provisional	0	0.00%	0	0.00%	0	0.00%	0	0.00%	0	0.00%
Total	3	0.10%	5	0.17%	2	0.07%	2	0.07%	1	0.03%
GER12										
Polling	1	0.40%	0	0.00%	0	0.00%	1	0.40%	0	0.00%
Absentee	0	0.00%	0	0.00%	0	0.00%	0	0.00%	0	0.00%
Early Vote	1	0.14%	0	0.00%	0	0.00%	1	0.14%	0	0.00%
Provisional	0	0.00%	0	0.00%	0	0.00%	0	0.00%	0	0.00%
Total	2	0.20%	0	0.00%	0	0.00%	2	0.20%	0	0.00%
LAK01										
Polling	2	0.23%	3	0.35%	0	0.00%	0	0.00%	9	1.04%
Absentee	0	0.00%	0	0.00%	0	0.00%	0	0.00%	0	0.00%
Early Vote	1	0.03%	10	0.32%	1	0.03%	1	0.03%	12	0.38%
Provisional	0	0.00%	0	0.00%	0	0.00%	0	0.00%	0	0.00%
Total	3	0.07%	13	0.32%	1	0.02%	1	0.02%	21	0.52%
LAK02										
Polling	1	0.18%	3	0.53%	0	0.00%	2	0.35%	0	0.00%
Absentee	0	0.00%	0	0.00%	0	0.00%	0	0.00%	0	0.00%
Early Vote	4	0.48%	4	0.48%	0	0.00%	1	0.12%	5	0.60%
Provisional	0	0.00%	0	0.00%	0	0.00%	0	0.00%	0	0.00%
Total	5	0.35%	7	0.49%	0	0.00%	3	0.21%	5	0.35%
LUC01										
Polling	0	0.00%	1	0.31%	1	0.31%	0	0.00%	0	0.00%
Absentee	0	0.00%	0	0.00%	0	0.00%	0	0.00%	0	0.00%
Early Vote	1	0.20%	3	0.61%	1	0.20%	0	0.00%	1	0.20%
Provisional	0	0.00%	0	0.00%	0	0.00%	0	0.00%	0	0.00%
Total	1	0.12%	4	0.49%	2	0.24%	0	0.00%	1	0.12%
LUC03										
Polling	1	0.35%	2	0.70%	1	0.35%	1	0.35%	1	0.35%
Absentee	0	0.00%	0	0.00%	0	0.00%	0	0.00%	0	0.00%

RETRIEVED FROM DEMOCRACYDOCKET.COM

Statement of Votes Cast
Shelby County, TN
State and Federal General Election _Municipal Elections
November 6, 2018
SOVC For Jurisdiction Wide, All Counters, All Races
Official Combined Results

	UNITED STATES SENATE									
	John Carico		Dean Hill		Kevin Lee McCants		Breton Phillips		Kris L. Todd	
Early Vote	1	0.20%	2	0.40%	0	0.00%	0	0.00%	1	0.20%
Provisional	0	0.00%	0	0.00%	0	0.00%	0	0.00%	0	0.00%
Total	2	0.25%	4	0.50%	1	0.13%	1	0.13%	2	0.25%
MCC00										
Polling	1	0.25%	1	0.25%	1	0.25%	1	0.25%	0	0.00%
Absentee	0	0.00%	0	0.00%	0	0.00%	0	0.00%	0	0.00%
Early Vote	0	0.00%	0	0.00%	1	0.17%	1	0.17%	0	0.00%
Provisional	0	0.00%	0	0.00%	0	0.00%	0	0.00%	0	0.00%
Total	1	0.10%	1	0.10%	2	0.20%	2	0.20%	0	0.00%
MIL01										
Polling	2	0.30%	4	0.60%	1	0.15%	0	0.00%	1	0.15%
Absentee	0	0.00%	0	0.00%	0	0.00%	0	0.00%	0	0.00%
Early Vote	2	0.10%	5	0.26%	1	0.05%	2	0.10%	4	0.21%
Provisional	0	0.00%	0	0.00%	0	0.00%	0	0.00%	0	0.00%
Total	4	0.15%	9	0.34%	2	0.08%	2	0.08%	5	0.19%
MIL02										
Polling	2	0.32%	4	0.63%	2	0.32%	2	0.32%	3	0.47%
Absentee	0	0.00%	0	0.00%	0	0.00%	0	0.00%	0	0.00%
Early Vote	4	0.22%	8	0.45%	1	0.06%	2	0.11%	3	0.17%
Provisional	0	0.00%	0	0.00%	0	0.00%	0	0.00%	0	0.00%
Total	6	0.24%	12	0.49%	3	0.12%	4	0.16%	6	0.24%
MOR01										
Polling	1	0.10%	3	0.30%	1	0.10%	2	0.20%	3	0.30%
Absentee	0	0.00%	0	0.00%	0	0.00%	0	0.00%	0	0.00%
Early Vote	4	0.20%	4	0.20%	0	0.00%	2	0.10%	4	0.20%
Provisional	0	0.00%	0	0.00%	0	0.00%	0	0.00%	0	0.00%
Total	5	0.17%	7	0.23%	1	0.03%	4	0.13%	7	0.23%
MOR02										
Polling	0	0.00%	2	0.36%	2	0.36%	0	0.00%	4	0.72%
Absentee	0	0.00%	0	0.00%	0	0.00%	0	0.00%	0	0.00%
Early Vote	0	0.00%	3	0.27%	0	0.00%	0	0.00%	1	0.09%
Provisional	0	0.00%	0	0.00%	0	0.00%	0	0.00%	0	0.00%
Total	0	0.00%	5	0.29%	2	0.12%	0	0.00%	5	0.29%
ROS05										
Polling	1	0.14%	3	0.42%	2	0.28%	3	0.42%	2	0.28%
Absentee	0	0.00%	0	0.00%	0	0.00%	0	0.00%	0	0.00%
Early Vote	0	0.00%	5	0.33%	1	0.07%	2	0.13%	4	0.27%
Provisional	0	0.00%	0	0.00%	0	0.00%	0	0.00%	0	0.00%
Total	1	0.04%	8	0.36%	3	0.13%	5	0.22%	6	0.27%
ROS13										
Polling	0	0.00%	1	0.09%	0	0.00%	0	0.00%	0	0.00%
Absentee	0	0.00%	0	0.00%	0	0.00%	0	0.00%	0	0.00%
Early Vote	1	0.06%	2	0.13%	2	0.13%	2	0.13%	0	0.00%
Provisional	0	0.00%	0	0.00%	0	0.00%	0	0.00%	0	0.00%
Total	1	0.04%	3	0.11%	2	0.08%	2	0.08%	0	0.00%
ROS14										
Polling	2	0.29%	3	0.43%	2	0.29%	0	0.00%	2	0.29%
Absentee	0	0.00%	1	12.50%	0	0.00%	0	0.00%	0	0.00%
Early Vote	0	0.00%	2	0.17%	1	0.08%	1	0.08%	3	0.25%
Provisional	0	0.00%	0	0.00%	0	0.00%	0	0.00%	0	0.00%
Total	2	0.10%	6	0.31%	3	0.16%	1	0.05%	5	0.26%
ROS15										
Polling	2	0.33%	3	0.49%	1	0.16%	4	0.65%	2	0.33%
Absentee	0	0.00%	0	0.00%	0	0.00%	0	0.00%	0	0.00%
Early Vote	0	0.00%	2	0.23%	0	0.00%	1	0.11%	1	0.11%
Provisional	0	0.00%	1	14.29%	0	0.00%	0	0.00%	0	0.00%
Total	2	0.13%	6	0.40%	1	0.07%	5	0.33%	3	0.20%
ROS16										

RETRIEVED FROM DEMOCRACYDOCKET.COM

Statement of Votes Cast
Shelby County, TN
State and Federal General Election _Municipal Elections
November 6, 2018
SOVC For Jurisdiction Wide, All Counters, All Races
Official Combined Results

	UNITED STATES SENATE									
	John Carico		Dean Hill		Kevin Lee McCants		Breton Phillips		Kris L. Todd	
Polling	1	0.09%	4	0.38%	1	0.09%	2	0.19%	0	0.00%
Absentee	0	0.00%	0	0.00%	0	0.00%	0	0.00%	0	0.00%
Early Vote	0	0.00%	9	0.51%	2	0.11%	0	0.00%	3	0.17%
Provisional	0	0.00%	0	0.00%	0	0.00%	0	0.00%	0	0.00%
Total	1	0.03%	13	0.45%	3	0.10%	2	0.07%	3	0.10%
STE00										
Polling	3	0.39%	4	0.52%	2	0.26%	1	0.13%	1	0.13%
Absentee	0	0.00%	0	0.00%	0	0.00%	0	0.00%	0	0.00%
Early Vote	3	0.17%	7	0.39%	1	0.06%	0	0.00%	5	0.28%
Provisional	0	0.00%	0	0.00%	0	0.00%	0	0.00%	0	0.00%
Total	6	0.23%	11	0.42%	3	0.12%	1	0.04%	6	0.23%
Total										
Polling	208	0.21%	410	0.41%	166	0.16%	182	0.18%	245	0.24%
Absentee	2	0.05%	15	0.35%	4	0.09%	3	0.07%	6	0.14%
Early Vote	238	0.13%	463	0.25%	159	0.09%	210	0.11%	305	0.16%
Provisional	1	0.10%	5	0.51%	3	0.30%	4	0.40%	1	0.10%
Total	449	0.15%	893	0.31%	332	0.11%	399	0.14%	557	0.19%

RETRIEVED FROM DEMOCRACYDOCKET.COM

Statement of Votes Cast
Shelby County, TN
State and Federal General Election _Municipal Elections
November 6, 2018
SOVC For Jurisdiction Wide, All Counters, All Races
Official Combined Results

	UNITED STATES SENATE Write-In Votes	
Jurisdiction Wide		
00100		
Polling	1	0.09%
Absentee	0	0.00%
Early Vote	0	0.00%
Provisional	0	0.00%
Total	1	0.04%
00200		
Polling	1	0.11%
Absentee	0	0.00%
Early Vote	2	0.13%
Provisional	0	0.00%
Total	3	0.12%
01100		
Polling	1	0.26%
Absentee	0	0.00%
Early Vote	2	0.43%
Provisional	0	0.00%
Total	3	0.35%
01200		
Polling	0	0.00%
Absentee	0	0.00%
Early Vote	0	0.00%
Provisional	0	0.00%
Total	0	0.00%
01300		
Polling	0	0.00%
Absentee	0	0.00%
Early Vote	0	0.00%
Provisional	0	0.00%
Total	0	0.00%
01601		
Polling	1	0.10%
Absentee	0	0.00%
Early Vote	1	0.06%
Provisional	0	0.00%
Total	2	0.07%
01603		
Polling	0	0.00%
Absentee	0	0.00%
Early Vote	0	0.00%
Provisional	0	0.00%
Total	0	0.00%
01700		
Polling	0	0.00%
Absentee	0	0.00%
Early Vote	1	0.16%
Provisional	0	0.00%
Total	1	0.10%
02001		
Polling	0	0.00%
Absentee	0	0.00%
Early Vote	1	0.08%
Provisional	0	0.00%
Total	1	0.05%
02003		
Polling	1	0.15%
Absentee	0	0.00%

RETRIEVED FROM DEMOCRACYDOCKET.COM

	UNITED STATES SENATE Write-In Votes	
Early Vote	0	0.00%
Provisional	0	0.00%
Total	1	0.06%
02100		
Polling	1	0.22%
Absentee	0	0.00%
Early Vote	0	0.00%
Provisional	0	0.00%
Total	1	0.09%
02600		
Polling	0	0.00%
Absentee	0	0.00%
Early Vote	0	0.00%
Provisional	0	0.00%
Total	0	0.00%
02800		
Polling	0	0.00%
Absentee	0	0.00%
Early Vote	0	0.00%
Provisional	0	0.00%
Total	0	0.00%
03102		
Polling	0	0.00%
Absentee	0	0.00%
Early Vote	1	0.12%
Provisional	0	0.00%
Total	1	0.07%
03104		
Polling	1	0.20%
Absentee	0	0.00%
Early Vote	0	0.00%
Provisional	0	0.00%
Total	1	0.06%
03300		
Polling	0	0.00%
Absentee	0	0.00%
Early Vote	0	0.00%
Provisional	0	0.00%
Total	0	0.00%
03402		
Polling	0	0.00%
Absentee	0	0.00%
Early Vote	0	0.00%
Provisional	0	0.00%
Total	0	0.00%
03601		
Polling	1	0.16%
Absentee	0	0.00%
Early Vote	0	0.00%
Provisional	0	0.00%
Total	1	0.06%
03602		
Polling	1	0.18%
Absentee	0	0.00%
Early Vote	2	0.26%
Provisional	0	0.00%
Total	3	0.22%
03700		

RETRIEVED FROM DEMOCRACYDOCKET.COM

	UNITED STATES SENATE Write-In Votes	
Polling	0	0.00%
Absentee	0	0.00%
Early Vote	0	0.00%
Provisional	0	0.00%
Total	0	0.00%
04103		
Polling	0	0.00%
Absentee	0	0.00%
Early Vote	0	0.00%
Provisional	0	0.00%
Total	0	0.00%
04201		
Polling	1	0.17%
Absentee	0	0.00%
Early Vote	1	0.17%
Provisional	0	0.00%
Total	2	0.17%
04401		
Polling	1	0.13%
Absentee	0	0.00%
Early Vote	4	0.25%
Provisional	0	0.00%
Total	5	0.21%
04405		
Polling	0	0.00%
Absentee	0	0.00%
Early Vote	0	0.00%
Provisional	0	0.00%
Total	0	0.00%
04502		
Polling	0	0.00%
Absentee	0	0.00%
Early Vote	1	0.10%
Provisional	0	0.00%
Total	1	0.06%
04504		
Polling	2	0.19%
Absentee	0	0.00%
Early Vote	0	0.00%
Provisional	0	0.00%
Total	2	0.06%
04602		
Polling	2	0.25%
Absentee	0	0.00%
Early Vote	0	0.00%
Provisional	0	0.00%
Total	2	0.09%
04700		
Polling	0	0.00%
Absentee	0	0.00%
Early Vote	0	0.00%
Provisional	0	0.00%
Total	0	0.00%
04900		
Polling	0	0.00%
Absentee	0	0.00%
Early Vote	0	0.00%
Provisional	0	0.00%

RETRIEVED FROM DEMOCRACYDOCKET.COM

	UNITED STATES SENATE Write-In Votes	
Total	0	0.00%
05001		
Polling	1	0.44%
Absentee	0	0.00%
Early Vote	1	0.26%
Provisional	0	0.00%
Total	2	0.33%
05002		
Polling	0	0.00%
Absentee	0	0.00%
Early Vote	0	0.00%
Provisional	0	0.00%
Total	0	0.00%
05201		
Polling	0	0.00%
Absentee	0	0.00%
Early Vote	0	0.00%
Provisional	0	0.00%
Total	0	0.00%
05301		
Polling	0	0.00%
Absentee	0	0.00%
Early Vote	0	0.00%
Provisional	0	0.00%
Total	0	0.00%
05400		
Polling	1	0.12%
Absentee	0	0.00%
Early Vote	4	0.32%
Provisional	0	0.00%
Total	5	0.24%
05502		
Polling	3	0.41%
Absentee	0	0.00%
Early Vote	0	0.00%
Provisional	0	0.00%
Total	3	0.13%
05700		
Polling	2	0.26%
Absentee	0	0.00%
Early Vote	3	0.12%
Provisional	0	0.00%
Total	5	0.15%
05801		
Polling	0	0.00%
Absentee	1	12.50%
Early Vote	0	0.00%
Provisional	0	0.00%
Total	1	0.08%
05804		
Polling	0	0.00%
Absentee	0	0.00%
Early Vote	0	0.00%
Provisional	0	0.00%
Total	0	0.00%
05905		
Polling	1	0.13%
Absentee	0	0.00%

RETRIEVED FROM DEMOCRACYDOCKET.COM

	UNITED STATES SENATE Write-In Votes	
Early Vote	0	0.00%
Provisional	0	0.00%
Total	1	0.06%
06003		
Polling	0	0.00%
Absentee	0	0.00%
Early Vote	0	0.00%
Provisional	0	0.00%
Total	0	0.00%
06005		
Polling	0	0.00%
Absentee	0	0.00%
Early Vote	0	0.00%
Provisional	0	0.00%
Total	0	0.00%
06006		
Polling	0	0.00%
Absentee	0	0.00%
Early Vote	0	0.00%
Provisional	0	0.00%
Total	0	0.00%
06007		
Polling	1	0.12%
Absentee	0	0.00%
Early Vote	1	0.10%
Provisional	0	0.00%
Total	2	0.11%
06009		
Polling	0	0.00%
Absentee	0	0.00%
Early Vote	1	0.19%
Provisional	0	0.00%
Total	1	0.10%
06100		
Polling	0	0.00%
Absentee	0	0.00%
Early Vote	0	0.00%
Provisional	0	-
Total	0	0.00%
06200		
Polling	1	0.30%
Absentee	0	0.00%
Early Vote	0	0.00%
Provisional	0	0.00%
Total	1	0.14%
06400		
Polling	0	0.00%
Absentee	0	0.00%
Early Vote	0	0.00%
Provisional	0	0.00%
Total	0	0.00%
06600		
Polling	1	0.13%
Absentee	0	0.00%
Early Vote	2	0.15%
Provisional	0	0.00%
Total	3	0.14%
06701		

RETRIEVED FROM DEMOCRACYDOCKET.COM

	UNITED STATES SENATE Write-In Votes	
Polling	1	0.13%
Absentee	0	0.00%
Early Vote	1	0.08%
Provisional	0	0.00%
Total	2	0.10%
06703		
Polling	2	0.41%
Absentee	0	0.00%
Early Vote	0	0.00%
Provisional	0	0.00%
Total	2	0.14%
06801		
Polling	4	0.68%
Absentee	1	1.67%
Early Vote	1	0.11%
Provisional	0	0.00%
Total	6	0.39%
06803		
Polling	0	0.00%
Absentee	0	0.00%
Early Vote	1	0.07%
Provisional	0	0.00%
Total	1	0.05%
06902		
Polling	0	0.00%
Absentee	0	0.00%
Early Vote	0	0.00%
Provisional	0	0.00%
Total	0	0.00%
07001		
Polling	0	0.00%
Absentee	0	0.00%
Early Vote	0	0.00%
Provisional	0	0.00%
Total	0	0.00%
07002		
Polling	1	0.23%
Absentee	0	0.00%
Early Vote	0	0.00%
Provisional	0	0.00%
Total	1	0.10%
07104		
Polling	0	0.00%
Absentee	0	0.00%
Early Vote	1	0.08%
Provisional	0	0.00%
Total	1	0.05%
07203		
Polling	0	0.00%
Absentee	0	0.00%
Early Vote	0	0.00%
Provisional	0	0.00%
Total	0	0.00%
07207		
Polling	0	0.00%
Absentee	0	0.00%
Early Vote	1	0.11%
Provisional	0	0.00%

RETRIEVED FROM DEMOCRACYDOCKET.COM

	UNITED STATES SENATE Write-In Votes	
Total	1	0.07%
07301		
Polling	0	0.00%
Absentee	0	0.00%
Early Vote	0	0.00%
Provisional	0	0.00%
Total	0	0.00%
07303		
Polling	1	0.18%
Absentee	0	0.00%
Early Vote	0	0.00%
Provisional	0	0.00%
Total	1	0.07%
07401		
Polling	0	0.00%
Absentee	0	0.00%
Early Vote	2	0.19%
Provisional	0	0.00%
Total	2	0.12%
07402		
Polling	0	0.00%
Absentee	0	0.00%
Early Vote	1	0.09%
Provisional	0	0.00%
Total	1	0.06%
07405		
Polling	0	0.00%
Absentee	0	0.00%
Early Vote	0	0.00%
Provisional	0	0.00%
Total	0	0.00%
07409		
Polling	1	0.21%
Absentee	0	0.00%
Early Vote	0	0.00%
Provisional	0	0.00%
Total	1	0.09%
07501		
Polling	0	0.00%
Absentee	0	0.00%
Early Vote	0	0.00%
Provisional	0	0.00%
Total	0	0.00%
07506		
Polling	2	0.26%
Absentee	0	0.00%
Early Vote	0	0.00%
Provisional	0	0.00%
Total	2	0.09%
07507		
Polling	0	0.00%
Absentee	0	0.00%
Early Vote	0	0.00%
Provisional	0	-
Total	0	0.00%
07511		
Polling	0	0.00%
Absentee	0	0.00%

RETRIEVED FROM DEMOCRACYDOCKET.COM

	UNITED STATES SENATE Write-In Votes	
Early Vote	1	0.07%
Provisional	0	0.00%
Total	1	0.05%
07604		
Polling	0	0.00%
Absentee	0	0.00%
Early Vote	0	0.00%
Provisional	0	0.00%
Total	0	0.00%
07605		
Polling	0	0.00%
Absentee	0	0.00%
Early Vote	0	0.00%
Provisional	0	0.00%
Total	0	0.00%
07606		
Polling	1	0.17%
Absentee	0	0.00%
Early Vote	0	0.00%
Provisional	0	0.00%
Total	1	0.06%
07701		
Polling	0	0.00%
Absentee	0	0.00%
Early Vote	0	0.00%
Provisional	0	0.00%
Total	0	0.00%
07703		
Polling	0	0.00%
Absentee	0	0.00%
Early Vote	1	0.10%
Provisional	0	0.00%
Total	1	0.07%
07803		
Polling	2	0.42%
Absentee	0	0.00%
Early Vote	2	0.19%
Provisional	0	0.00%
Total	4	0.26%
07901		
Polling	1	0.15%
Absentee	0	0.00%
Early Vote	0	0.00%
Provisional	0	0.00%
Total	1	0.05%
07902		
Polling	0	0.00%
Absentee	0	0.00%
Early Vote	1	0.09%
Provisional	0	0.00%
Total	1	0.06%
07903		
Polling	0	0.00%
Absentee	0	0.00%
Early Vote	0	0.00%
Provisional	0	0.00%
Total	0	0.00%
07907		

RETRIEVED FROM DEMOCRACYDOCKET.COM

	UNITED STATES SENATE Write-In Votes	
Polling	0	0.00%
Absentee	0	0.00%
Early Vote	1	0.13%
Provisional	0	0.00%
Total	1	0.08%
08002		
Polling	1	0.15%
Absentee	0	0.00%
Early Vote	0	0.00%
Provisional	0	0.00%
Total	1	0.04%
08101		
Polling	1	0.16%
Absentee	0	0.00%
Early Vote	3	0.21%
Provisional	0	0.00%
Total	4	0.19%
08103		
Polling	2	0.32%
Absentee	1	2.00%
Early Vote	0	0.00%
Provisional	0	0.00%
Total	3	0.14%
08105		
Polling	1	0.18%
Absentee	0	0.00%
Early Vote	0	0.00%
Provisional	0	0.00%
Total	1	0.06%
08107		
Polling	0	0.00%
Absentee	0	0.00%
Early Vote	0	0.00%
Provisional	0	0.00%
Total	0	0.00%
08202		
Polling	0	0.00%
Absentee	0	0.00%
Early Vote	0	0.00%
Provisional	0	0.00%
Total	0	0.00%
08300		
Polling	0	0.00%
Absentee	0	0.00%
Early Vote	0	0.00%
Provisional	0	-
Total	0	0.00%
08402		
Polling	0	0.00%
Absentee	0	0.00%
Early Vote	0	0.00%
Provisional	0	0.00%
Total	0	0.00%
08600		
Polling	0	0.00%
Absentee	0	0.00%
Early Vote	0	0.00%
Provisional	0	0.00%

RETRIEVED FROM DEMOCRACYDOCKET.COM

	UNITED STATES SENATE Write-In Votes	
Total	0	0.00%
08702		
Polling	2	0.42%
Absentee	0	0.00%
Early Vote	1	0.12%
Provisional	0	0.00%
Total	3	0.22%
08703		
Polling	0	0.00%
Absentee	0	0.00%
Early Vote	0	0.00%
Provisional	0	0.00%
Total	0	0.00%
08704		
Polling	1	0.20%
Absentee	0	0.00%
Early Vote	0	0.00%
Provisional	0	0.00%
Total	1	0.06%
08802		
Polling	0	0.00%
Absentee	0	0.00%
Early Vote	0	0.00%
Provisional	0	0.00%
Total	0	0.00%
08803		
Polling	2	0.29%
Absentee	0	0.00%
Early Vote	0	0.00%
Provisional	0	0.00%
Total	2	0.13%
08804		
Polling	0	0.00%
Absentee	0	0.00%
Early Vote	2	0.45%
Provisional	0	0.00%
Total	2	0.25%
08901		
Polling	0	0.00%
Absentee	0	0.00%
Early Vote	0	0.00%
Provisional	0	0.00%
Total	0	0.00%
08902		
Polling	0	0.00%
Absentee	0	0.00%
Early Vote	0	0.00%
Provisional	0	0.00%
Total	0	0.00%
09002		
Polling	0	0.00%
Absentee	0	0.00%
Early Vote	1	0.11%
Provisional	0	0.00%
Total	1	0.06%
09003		
Polling	0	0.00%
Absentee	0	0.00%

RETRIEVED FROM DEMOCRACYDOCKET.COM

	UNITED STATES SENATE Write-In Votes	
Early Vote	0	0.00%
Provisional	0	0.00%
Total	0	0.00%
09101		
Polling	0	0.00%
Absentee	0	0.00%
Early Vote	2	0.11%
Provisional	0	0.00%
Total	2	0.07%
09102		
Polling	1	0.13%
Absentee	0	0.00%
Early Vote	3	0.19%
Provisional	0	0.00%
Total	4	0.17%
09104		
Polling	0	0.00%
Absentee	0	0.00%
Early Vote	0	0.00%
Provisional	0	0.00%
Total	0	0.00%
09201		
Polling	0	0.00%
Absentee	0	0.00%
Early Vote	0	0.00%
Provisional	0	0.00%
Total	0	0.00%
09301		
Polling	0	0.00%
Absentee	0	0.00%
Early Vote	0	0.00%
Provisional	0	0.00%
Total	0	0.00%
09303		
Polling	0	0.00%
Absentee	0	0.00%
Early Vote	0	0.00%
Provisional	0	0.00%
Total	0	0.00%
09403		
Polling	0	0.00%
Absentee	0	0.00%
Early Vote	0	0.00%
Provisional	0	0.00%
Total	0	0.00%
09406		
Polling	0	0.00%
Absentee	0	0.00%
Early Vote	0	0.00%
Provisional	0	0.00%
Total	0	0.00%
09407		
Polling	0	0.00%
Absentee	0	0.00%
Early Vote	0	0.00%
Provisional	0	-
Total	0	0.00%
09408		

RETRIEVED FROM DEMOCRACYDOCKET.COM

	UNITED STATES SENATE Write-In Votes	
Polling	1	0.15%
Absentee	0	0.00%
Early Vote	0	0.00%
Provisional	0	0.00%
Total	1	0.06%
09501		
Polling	0	0.00%
Absentee	0	0.00%
Early Vote	0	0.00%
Provisional	0	0.00%
Total	0	0.00%
09505		
Polling	1	0.15%
Absentee	0	0.00%
Early Vote	1	0.09%
Provisional	0	0.00%
Total	2	0.11%
09506		
Polling	0	0.00%
Absentee	0	0.00%
Early Vote	2	0.18%
Provisional	0	0.00%
Total	2	0.12%
09507		
Polling	2	0.39%
Absentee	0	0.00%
Early Vote	1	0.11%
Provisional	0	0.00%
Total	3	0.21%
09508		
Polling	0	0.00%
Absentee	0	0.00%
Early Vote	0	0.00%
Provisional	0	0.00%
Total	0	0.00%
09601		
Polling	1	0.15%
Absentee	0	0.00%
Early Vote	1	0.09%
Provisional	0	0.00%
Total	2	0.11%
09602		
Polling	2	0.24%
Absentee	0	0.00%
Early Vote	0	0.00%
Provisional	0	0.00%
Total	2	0.09%
ARL01		
Polling	1	0.09%
Absentee	0	0.00%
Early Vote	4	0.17%
Provisional	0	0.00%
Total	5	0.14%
ARL02		
Polling	0	0.00%
Absentee	0	0.00%
Early Vote	2	0.19%
Provisional	0	0.00%

RETRIEVED FROM DEMOCRACYDOCKET.COM

	UNITED STATES SENATE Write-In Votes	
Total	2	0.12%
BAR03		
Polling	0	0.00%
Absentee	0	0.00%
Early Vote	1	0.07%
Provisional	0	0.00%
Total	1	0.05%
BAR04		
Polling	0	0.00%
Absentee	0	0.00%
Early Vote	2	0.10%
Provisional	0	0.00%
Total	2	0.07%
BAR05		
Polling	1	0.10%
Absentee	0	0.00%
Early Vote	1	0.06%
Provisional	0	0.00%
Total	2	0.08%
BAR06		
Polling	1	0.14%
Absentee	0	0.00%
Early Vote	0	0.00%
Provisional	0	0.00%
Total	1	0.05%
BAR08		
Polling	2	0.23%
Absentee	0	0.00%
Early Vote	0	0.00%
Provisional	0	0.00%
Total	2	0.06%
BAR09		
Polling	0	0.00%
Absentee	0	0.00%
Early Vote	0	0.00%
Provisional	0	0.00%
Total	0	0.00%
BAR11		
Polling	0	0.00%
Absentee	1	1.64%
Early Vote	2	0.18%
Provisional	0	0.00%
Total	3	0.16%
BAR13		
Polling	0	0.00%
Absentee	0	0.00%
Early Vote	0	0.00%
Provisional	0	0.00%
Total	0	0.00%
BRU01		
Polling	1	0.21%
Absentee	0	0.00%
Early Vote	0	0.00%
Provisional	0	0.00%
Total	1	0.06%
BRU02		
Polling	0	0.00%
Absentee	0	0.00%

RETRIEVED FROM DEMOCRACYDOCKET.COM

	UNITED STATES SENATE Write-In Votes	
Early Vote	0	0.00%
Provisional	0	0.00%
Total	0	0.00%
COL01		
Polling	1	0.11%
Absentee	0	0.00%
Early Vote	2	0.10%
Provisional	0	0.00%
Total	3	0.10%
COL02		
Polling	0	0.00%
Absentee	0	0.00%
Early Vote	0	0.00%
Provisional	0	0.00%
Total	0	0.00%
COL03		
Polling	0	0.00%
Absentee	1	5.56%
Early Vote	0	0.00%
Provisional	0	0.00%
Total	1	0.04%
COL04		
Polling	0	0.00%
Absentee	1	3.03%
Early Vote	0	0.00%
Provisional	0	0.00%
Total	1	0.04%
COL05		
Polling	1	0.18%
Absentee	0	0.00%
Early Vote	2	0.21%
Provisional	0	0.00%
Total	3	0.20%
COL06		
Polling	0	0.00%
Absentee	0	0.00%
Early Vote	0	0.00%
Provisional	0	0.00%
Total	0	0.00%
COL07		
Polling	0	0.00%
Absentee	0	0.00%
Early Vote	0	0.00%
Provisional	0	0.00%
Total	0	0.00%
COL08		
Polling	0	0.00%
Absentee	0	0.00%
Early Vote	0	0.00%
Provisional	0	0.00%
Total	0	0.00%
COL09		
Polling	0	0.00%
Absentee	0	0.00%
Early Vote	0	0.00%
Provisional	0	0.00%
Total	0	0.00%
COR03		

RETRIEVED FROM DEMOCRACYDOCKET.COM

	UNITED STATES SENATE Write-In Votes	
Polling	1	0.10%
Absentee	0	0.00%
Early Vote	0	0.00%
Provisional	0	0.00%
Total	1	0.03%
COR04		
Polling	1	0.36%
Absentee	0	0.00%
Early Vote	0	0.00%
Provisional	0	0.00%
Total	1	0.09%
COR05		
Polling	0	0.00%
Absentee	0	0.00%
Early Vote	0	0.00%
Provisional	0	0.00%
Total	0	0.00%
EAD00		
Polling	0	0.00%
Absentee	0	0.00%
Early Vote	1	0.14%
Provisional	0	0.00%
Total	1	0.08%
FOR01		
Polling	1	0.20%
Absentee	0	0.00%
Early Vote	0	0.00%
Provisional	0	0.00%
Total	1	0.06%
FOR02		
Polling	2	0.89%
Absentee	0	0.00%
Early Vote	0	0.00%
Provisional	0	0.00%
Total	2	0.24%
FOR03		
Polling	0	0.00%
Absentee	0	0.00%
Early Vote	0	0.00%
Provisional	0	0.00%
Total	0	0.00%
GER02		
Polling	2	0.26%
Absentee	0	0.00%
Early Vote	2	0.10%
Provisional	0	0.00%
Total	4	0.14%
GER03		
Polling	3	0.41%
Absentee	0	0.00%
Early Vote	3	0.21%
Provisional	0	0.00%
Total	6	0.26%
GER04		
Polling	1	0.11%
Absentee	0	0.00%
Early Vote	1	0.04%
Provisional	0	0.00%

RETRIEVED FROM DEMOCRACYDOCKET.COM

	UNITED STATES SENATE Write-In Votes	
Total	2	0.06%
GER05		
Polling	2	0.20%
Absentee	0	0.00%
Early Vote	2	0.09%
Provisional	0	0.00%
Total	4	0.12%
GER06		
Polling	0	0.00%
Absentee	0	0.00%
Early Vote	0	0.00%
Provisional	0	0.00%
Total	0	0.00%
GER08		
Polling	1	0.19%
Absentee	0	0.00%
Early Vote	0	0.00%
Provisional	0	0.00%
Total	1	0.06%
GER10		
Polling	0	0.00%
Absentee	0	0.00%
Early Vote	1	0.06%
Provisional	0	0.00%
Total	1	0.04%
GER11		
Polling	1	0.14%
Absentee	0	0.00%
Early Vote	1	0.05%
Provisional	0	0.00%
Total	2	0.07%
GER12		
Polling	0	0.00%
Absentee	0	0.00%
Early Vote	0	0.00%
Provisional	0	0.00%
Total	0	0.00%
LAK01		
Polling	0	0.00%
Absentee	0	0.00%
Early Vote	0	0.00%
Provisional	0	0.00%
Total	0	0.00%
LAK02		
Polling	1	0.18%
Absentee	0	0.00%
Early Vote	0	0.00%
Provisional	0	0.00%
Total	1	0.07%
LUC01		
Polling	0	0.00%
Absentee	0	0.00%
Early Vote	0	0.00%
Provisional	0	0.00%
Total	0	0.00%
LUC03		
Polling	0	0.00%
Absentee	0	0.00%

RETRIEVED FROM DEMOCRACYDOCKET.COM

	UNITED STATES SENATE Write-In Votes	
Early Vote	2	0.40%
Provisional	0	0.00%
Total	2	0.25%
MCC00		
Polling	0	0.00%
Absentee	0	0.00%
Early Vote	0	0.00%
Provisional	0	0.00%
Total	0	0.00%
MIL01		
Polling	2	0.30%
Absentee	0	0.00%
Early Vote	0	0.00%
Provisional	0	0.00%
Total	2	0.08%
MIL02		
Polling	2	0.32%
Absentee	0	0.00%
Early Vote	0	0.00%
Provisional	0	0.00%
Total	2	0.08%
MOR01		
Polling	1	0.10%
Absentee	0	0.00%
Early Vote	0	0.00%
Provisional	0	0.00%
Total	1	0.03%
MOR02		
Polling	0	0.00%
Absentee	0	0.00%
Early Vote	1	0.09%
Provisional	0	0.00%
Total	1	0.06%
ROS05		
Polling	0	0.00%
Absentee	0	0.00%
Early Vote	0	0.00%
Provisional	0	0.00%
Total	0	0.00%
ROS13		
Polling	0	0.00%
Absentee	0	0.00%
Early Vote	0	0.00%
Provisional	0	0.00%
Total	0	0.00%
ROS14		
Polling	0	0.00%
Absentee	0	0.00%
Early Vote	0	0.00%
Provisional	0	0.00%
Total	0	0.00%
ROS15		
Polling	0	0.00%
Absentee	0	0.00%
Early Vote	0	0.00%
Provisional	0	0.00%
Total	0	0.00%
ROS16		

RETRIEVED FROM DEMOCRACYDOCKET.COM

	UNITED STATES SENATE Write-In Votes	
Polling	0	0.00%
Absentee	0	0.00%
Early Vote	1	0.06%
Provisional	0	0.00%
Total	1	0.03%
STE00		
Polling	0	0.00%
Absentee	0	0.00%
Early Vote	1	0.06%
Provisional	0	0.00%
Total	1	0.04%
Total		
Polling	89	0.09%
Absentee	6	0.14%
Early Vote	91	0.05%
Provisional	0	0.00%
Total	186	0.06%

RETRIEVED FROM DEMOCRACYDOCKET.COM

Statement of Votes Cast
Shelby County, TN
State and Federal General Election _Municipal Elections
November 6, 2018
SOVC For Jurisdiction Wide, All Counters, All Races
Official Combined Results

	U.S. HOUSE OF REP DIST 8					
	Reg. Voters	Times Counted	Total Votes	David Kustoff	E. StottsPearson	James Hart
Jurisdiction Wide						
00100						
Polling	-	-	-	-	-	-
Absentee	-	-	-	-	-	-
Early Vote	-	-	-	-	-	-
Provisional	-	-	-	-	-	-
Total	-	-	-	-	-	-
00200						
Polling	-	-	-	-	-	-
Absentee	-	-	-	-	-	-
Early Vote	-	-	-	-	-	-
Provisional	-	-	-	-	-	-
Total	-	-	-	-	-	-
01100						
Polling	-	-	-	-	-	-
Absentee	-	-	-	-	-	-
Early Vote	-	-	-	-	-	-
Provisional	-	-	-	-	-	-
Total	-	-	-	-	-	-
01200						
Polling	-	-	-	-	-	-
Absentee	-	-	-	-	-	-
Early Vote	-	-	-	-	-	-
Provisional	-	-	-	-	-	-
Total	-	-	-	-	-	-
01300						
Polling	-	-	-	-	-	-
Absentee	-	-	-	-	-	-
Early Vote	-	-	-	-	-	-
Provisional	-	-	-	-	-	-
Total	-	-	-	-	-	-
01601						
Polling	-	-	-	-	-	-
Absentee	-	-	-	-	-	-
Early Vote	-	-	-	-	-	-
Provisional	-	-	-	-	-	-
Total	-	-	-	-	-	-
01603						
Polling	-	-	-	-	-	-
Absentee	-	-	-	-	-	-
Early Vote	-	-	-	-	-	-
Provisional	-	-	-	-	-	-
Total	-	-	-	-	-	-
01700						
Polling	-	-	-	-	-	-
Absentee	-	-	-	-	-	-
Early Vote	-	-	-	-	-	-
Provisional	-	-	-	-	-	-
Total	-	-	-	-	-	-
02001						
Polling	-	-	-	-	-	-
Absentee	-	-	-	-	-	-
Early Vote	-	-	-	-	-	-
Provisional	-	-	-	-	-	-
Total	-	-	-	-	-	-
02003						
Polling	-	-	-	-	-	-
Absentee	-	-	-	-	-	-

RETRIEVED FROM DEMOCRACYDOCKET.COM

Statement of Votes Cast
Shelby County, TN
State and Federal General Election _Municipal Elections
November 6, 2018
SOVC For Jurisdiction Wide, All Counters, All Races
Official Combined Results

	U.S. HOUSE OF REP DIST 8					
	Reg. Voters	Times Counted	Total Votes	David Kustoff	E. StottsPearson	James Hart
Early Vote	-	-	-	-	-	-
Provisional	-	-	-	-	-	-
Total	-	-	-	-	-	-
02100						
Polling	-	-	-	-	-	-
Absentee	-	-	-	-	-	-
Early Vote	-	-	-	-	-	-
Provisional	-	-	-	-	-	-
Total	-	-	-	-	-	-
02600						
Polling	-	-	-	-	-	-
Absentee	-	-	-	-	-	-
Early Vote	-	-	-	-	-	-
Provisional	-	-	-	-	-	-
Total	-	-	-	-	-	-
02800						
Polling	-	-	-	-	-	-
Absentee	-	-	-	-	-	-
Early Vote	-	-	-	-	-	-
Provisional	-	-	-	-	-	-
Total	-	-	-	-	-	-
03102						
Polling	-	-	-	-	-	-
Absentee	-	-	-	-	-	-
Early Vote	-	-	-	-	-	-
Provisional	-	-	-	-	-	-
Total	-	-	-	-	-	-
03104						
Polling	-	-	-	-	-	-
Absentee	-	-	-	-	-	-
Early Vote	-	-	-	-	-	-
Provisional	-	-	-	-	-	-
Total	-	-	-	-	-	-
03300						
Polling	-	-	-	-	-	-
Absentee	-	-	-	-	-	-
Early Vote	-	-	-	-	-	-
Provisional	-	-	-	-	-	-
Total	-	-	-	-	-	-
03402						
Polling	-	-	-	-	-	-
Absentee	-	-	-	-	-	-
Early Vote	-	-	-	-	-	-
Provisional	-	-	-	-	-	-
Total	-	-	-	-	-	-
03601						
Polling	-	-	-	-	-	-
Absentee	-	-	-	-	-	-
Early Vote	-	-	-	-	-	-
Provisional	-	-	-	-	-	-
Total	-	-	-	-	-	-
03602						
Polling	-	-	-	-	-	-
Absentee	-	-	-	-	-	-
Early Vote	-	-	-	-	-	-
Provisional	-	-	-	-	-	-
Total	-	-	-	-	-	-
03700						

RETRIEVED FROM DEMOCRACYDOCKET.COM

Statement of Votes Cast
Shelby County, TN
State and Federal General Election _Municipal Elections
November 6, 2018
SOVC For Jurisdiction Wide, All Counters, All Races
Official Combined Results

	U.S. HOUSE OF REP DIST 8								
	Reg. Voters	Times Counted	Total Votes	David Kustoff		E. StottsPearson		James Hart	
Polling	-	-	-	-	-	-	-	-	-
Absentee	-	-	-	-	-	-	-	-	-
Early Vote	-	-	-	-	-	-	-	-	-
Provisional	-	-	-	-	-	-	-	-	-
Total	-	-	-	-	-	-	-	-	-
04103									
Polling	-	-	-	-	-	-	-	-	-
Absentee	-	-	-	-	-	-	-	-	-
Early Vote	-	-	-	-	-	-	-	-	-
Provisional	-	-	-	-	-	-	-	-	-
Total	-	-	-	-	-	-	-	-	-
04201									
Polling	-	-	-	-	-	-	-	-	-
Absentee	-	-	-	-	-	-	-	-	-
Early Vote	-	-	-	-	-	-	-	-	-
Provisional	-	-	-	-	-	-	-	-	-
Total	-	-	-	-	-	-	-	-	-
04401									
Polling	-	-	-	-	-	-	-	-	-
Absentee	-	-	-	-	-	-	-	-	-
Early Vote	-	-	-	-	-	-	-	-	-
Provisional	-	-	-	-	-	-	-	-	-
Total	-	-	-	-	-	-	-	-	-
04405									
Polling	-	-	-	-	-	-	-	-	-
Absentee	-	-	-	-	-	-	-	-	-
Early Vote	-	-	-	-	-	-	-	-	-
Provisional	-	-	-	-	-	-	-	-	-
Total	-	-	-	-	-	-	-	-	-
04502									
Polling	-	-	-	-	-	-	-	-	-
Absentee	-	-	-	-	-	-	-	-	-
Early Vote	-	-	-	-	-	-	-	-	-
Provisional	-	-	-	-	-	-	-	-	-
Total	-	-	-	-	-	-	-	-	-
04504									
Polling	-	-	-	-	-	-	-	-	-
Absentee	-	-	-	-	-	-	-	-	-
Early Vote	-	-	-	-	-	-	-	-	-
Provisional	-	-	-	-	-	-	-	-	-
Total	-	-	-	-	-	-	-	-	-
04602									
Polling	98	21	19	13	68.42%	5	26.32%	1	5.26%
Absentee	98	0	0	0	-	0	-	0	-
Early Vote	98	38	37	28	75.68%	9	24.32%	0	0.00%
Provisional	98	0	0	0	-	0	-	0	-
Total	98	59	56	41	73.21%	14	25.00%	1	1.79%
04700									
Polling	-	-	-	-	-	-	-	-	-
Absentee	-	-	-	-	-	-	-	-	-
Early Vote	-	-	-	-	-	-	-	-	-
Provisional	-	-	-	-	-	-	-	-	-
Total	-	-	-	-	-	-	-	-	-
04900									
Polling	-	-	-	-	-	-	-	-	-
Absentee	-	-	-	-	-	-	-	-	-
Early Vote	-	-	-	-	-	-	-	-	-
Provisional	-	-	-	-	-	-	-	-	-

RETRIEVED FROM DEMOCRACYDOCKET.COM

Statement of Votes Cast
Shelby County, TN
State and Federal General Election _Municipal Elections
November 6, 2018
SOVC For Jurisdiction Wide, All Counters, All Races
Official Combined Results

	U.S. HOUSE OF REP DIST 8								
	Reg. Voters	Times Counted	Total Votes	David Kustoff		E. StottsPearson		James Hart	
Total	-	-	-	-	-	-	-	-	-
05001									
Polling	-	-	-	-	-	-	-	-	-
Absentee	-	-	-	-	-	-	-	-	-
Early Vote	-	-	-	-	-	-	-	-	-
Provisional	-	-	-	-	-	-	-	-	-
Total	-	-	-	-	-	-	-	-	-
05002									
Polling	-	-	-	-	-	-	-	-	-
Absentee	-	-	-	-	-	-	-	-	-
Early Vote	-	-	-	-	-	-	-	-	-
Provisional	-	-	-	-	-	-	-	-	-
Total	-	-	-	-	-	-	-	-	-
05201									
Polling	-	-	-	-	-	-	-	-	-
Absentee	-	-	-	-	-	-	-	-	-
Early Vote	-	-	-	-	-	-	-	-	-
Provisional	-	-	-	-	-	-	-	-	-
Total	-	-	-	-	-	-	-	-	-
05301									
Polling	-	-	-	-	-	-	-	-	-
Absentee	-	-	-	-	-	-	-	-	-
Early Vote	-	-	-	-	-	-	-	-	-
Provisional	-	-	-	-	-	-	-	-	-
Total	-	-	-	-	-	-	-	-	-
05400									
Polling	281	39	38	16	42.11%	22	57.89%	0	0.00%
Absentee	281	4	4	1	25.00%	3	75.00%	0	0.00%
Early Vote	281	83	77	27	35.06%	50	64.94%	0	0.00%
Provisional	281	0	0	0	-	0	-	0	-
Total	281	126	119	44	36.97%	75	63.03%	0	0.00%
05502									
Polling	2739	600	580	381	65.69%	178	30.69%	21	3.62%
Absentee	2739	47	47	21	44.68%	24	51.06%	1	2.13%
Early Vote	2739	1324	1289	801	62.14%	473	36.70%	13	1.01%
Provisional	2739	2	2	0	0.00%	2	100.00%	0	0.00%
Total	2739	1973	1918	1203	62.72%	677	35.30%	35	1.82%
05700									
Polling	3755	626	603	443	73.47%	139	23.05%	17	2.82%
Absentee	3755	61	59	25	42.37%	33	55.93%	1	1.69%
Early Vote	3755	2083	2012	1397	69.43%	586	29.13%	26	1.29%
Provisional	3755	2	2	0	0.00%	1	50.00%	1	50.00%
Total	3755	2772	2676	1865	69.69%	759	28.36%	45	1.68%
05801									
Polling	-	-	-	-	-	-	-	-	-
Absentee	-	-	-	-	-	-	-	-	-
Early Vote	-	-	-	-	-	-	-	-	-
Provisional	-	-	-	-	-	-	-	-	-
Total	-	-	-	-	-	-	-	-	-
05804									
Polling	-	-	-	-	-	-	-	-	-
Absentee	-	-	-	-	-	-	-	-	-
Early Vote	-	-	-	-	-	-	-	-	-
Provisional	-	-	-	-	-	-	-	-	-
Total	-	-	-	-	-	-	-	-	-
05905									
Polling	-	-	-	-	-	-	-	-	-
Absentee	-	-	-	-	-	-	-	-	-

RETRIEVED FROM DEMOCRACYDOCKET.COM

Statement of Votes Cast
Shelby County, TN
State and Federal General Election _Municipal Elections
November 6, 2018
SOVC For Jurisdiction Wide, All Counters, All Races
Official Combined Results

	U.S. HOUSE OF REP DIST 8								
	Reg. Voters	Times Counted	Total Votes	David Kustoff		E. StottsPearson		James Hart	
Early Vote	-	-	-	-	-	-	-	-	-
Provisional	-	-	-	-	-	-	-	-	-
Total	-	-	-	-	-	-	-	-	-
06003									
Polling	-	-	-	-	-	-	-	-	-
Absentee	-	-	-	-	-	-	-	-	-
Early Vote	-	-	-	-	-	-	-	-	-
Provisional	-	-	-	-	-	-	-	-	-
Total	-	-	-	-	-	-	-	-	-
06005									
Polling	-	-	-	-	-	-	-	-	-
Absentee	-	-	-	-	-	-	-	-	-
Early Vote	-	-	-	-	-	-	-	-	-
Provisional	-	-	-	-	-	-	-	-	-
Total	-	-	-	-	-	-	-	-	-
06006									
Polling	-	-	-	-	-	-	-	-	-
Absentee	-	-	-	-	-	-	-	-	-
Early Vote	-	-	-	-	-	-	-	-	-
Provisional	-	-	-	-	-	-	-	-	-
Total	-	-	-	-	-	-	-	-	-
06007									
Polling	-	-	-	-	-	-	-	-	-
Absentee	-	-	-	-	-	-	-	-	-
Early Vote	-	-	-	-	-	-	-	-	-
Provisional	-	-	-	-	-	-	-	-	-
Total	-	-	-	-	-	-	-	-	-
06009									
Polling	-	-	-	-	-	-	-	-	-
Absentee	-	-	-	-	-	-	-	-	-
Early Vote	-	-	-	-	-	-	-	-	-
Provisional	-	-	-	-	-	-	-	-	-
Total	-	-	-	-	-	-	-	-	-
06100									
Polling	-	-	-	-	-	-	-	-	-
Absentee	-	-	-	-	-	-	-	-	-
Early Vote	-	-	-	-	-	-	-	-	-
Provisional	-	-	-	-	-	-	-	-	-
Total	-	-	-	-	-	-	-	-	-
06200									
Polling	-	-	-	-	-	-	-	-	-
Absentee	-	-	-	-	-	-	-	-	-
Early Vote	-	-	-	-	-	-	-	-	-
Provisional	-	-	-	-	-	-	-	-	-
Total	-	-	-	-	-	-	-	-	-
06400									
Polling	3341	702	676	430	63.61%	227	33.58%	18	2.66%
Absentee	3341	49	47	20	42.55%	27	57.45%	0	0.00%
Early Vote	3341	1458	1418	803	56.63%	595	41.96%	16	1.13%
Provisional	3341	6	6	3	50.00%	3	50.00%	0	0.00%
Total	3341	2215	2147	1256	58.50%	852	39.68%	34	1.58%
06600									
Polling	-	-	-	-	-	-	-	-	-
Absentee	-	-	-	-	-	-	-	-	-
Early Vote	-	-	-	-	-	-	-	-	-
Provisional	-	-	-	-	-	-	-	-	-
Total	-	-	-	-	-	-	-	-	-
06701									

RETRIEVED FROM DEMOCRACYDOCKET.COM

Statement of Votes Cast
Shelby County, TN
State and Federal General Election _Municipal Elections
November 6, 2018
SOVC For Jurisdiction Wide, All Counters, All Races
Official Combined Results

	U.S. HOUSE OF REP DIST 8								
	Reg. Voters	Times Counted	Total Votes	David Kustoff		E. StottsPearson		James Hart	
Polling	-	-	-	-	-	-	-	-	-
Absentee	-	-	-	-	-	-	-	-	-
Early Vote	-	-	-	-	-	-	-	-	-
Provisional	-	-	-	-	-	-	-	-	-
Total	-	-	-	-	-	-	-	-	-
06703									
Polling	-	-	-	-	-	-	-	-	-
Absentee	-	-	-	-	-	-	-	-	-
Early Vote	-	-	-	-	-	-	-	-	-
Provisional	-	-	-	-	-	-	-	-	-
Total	-	-	-	-	-	-	-	-	-
06801									
Polling	2289	582	560	318	56.79%	229	40.89%	7	1.25%
Absentee	2289	31	30	17	56.67%	13	43.33%	0	0.00%
Early Vote	2289	872	843	423	50.18%	406	48.16%	14	1.66%
Provisional	2289	2	2	2	100.00%	0	0.00%	0	0.00%
Total	2289	1487	1435	760	52.96%	648	45.16%	21	1.46%
06803									
Polling	3294	644	633	440	69.51%	183	28.91%	8	1.26%
Absentee	3294	60	57	35	61.40%	20	35.09%	2	3.51%
Early Vote	3294	1431	1388	852	61.38%	516	37.18%	17	1.22%
Provisional	3294	13	12	6	50.00%	6	50.00%	0	0.00%
Total	3294	2148	2090	1333	63.78%	725	34.69%	27	1.29%
06902									
Polling	-	-	-	-	-	-	-	-	-
Absentee	-	-	-	-	-	-	-	-	-
Early Vote	-	-	-	-	-	-	-	-	-
Provisional	-	-	-	-	-	-	-	-	-
Total	-	-	-	-	-	-	-	-	-
07001									
Polling	-	-	-	-	-	-	-	-	-
Absentee	-	-	-	-	-	-	-	-	-
Early Vote	-	-	-	-	-	-	-	-	-
Provisional	-	-	-	-	-	-	-	-	-
Total	-	-	-	-	-	-	-	-	-
07002									
Polling	-	-	-	-	-	-	-	-	-
Absentee	-	-	-	-	-	-	-	-	-
Early Vote	-	-	-	-	-	-	-	-	-
Provisional	-	-	-	-	-	-	-	-	-
Total	-	-	-	-	-	-	-	-	-
07104									
Polling	-	-	-	-	-	-	-	-	-
Absentee	-	-	-	-	-	-	-	-	-
Early Vote	-	-	-	-	-	-	-	-	-
Provisional	-	-	-	-	-	-	-	-	-
Total	-	-	-	-	-	-	-	-	-
07203									
Polling	-	-	-	-	-	-	-	-	-
Absentee	-	-	-	-	-	-	-	-	-
Early Vote	-	-	-	-	-	-	-	-	-
Provisional	-	-	-	-	-	-	-	-	-
Total	-	-	-	-	-	-	-	-	-
07207									
Polling	-	-	-	-	-	-	-	-	-
Absentee	-	-	-	-	-	-	-	-	-
Early Vote	-	-	-	-	-	-	-	-	-
Provisional	-	-	-	-	-	-	-	-	-

RETRIEVED FROM DEMOCRACYDOCKET.COM

Statement of Votes Cast
Shelby County, TN
State and Federal General Election _Municipal Elections
November 6, 2018
SOVC For Jurisdiction Wide, All Counters, All Races
Official Combined Results

	U.S. HOUSE OF REP DIST 8								
	Reg. Voters	Times Counted	Total Votes	David Kustoff		E. StottsPearson		James Hart	
Total	-	-	-	-	-	-	-	-	-
07301									
Polling	-	-	-	-	-	-	-	-	-
Absentee	-	-	-	-	-	-	-	-	-
Early Vote	-	-	-	-	-	-	-	-	-
Provisional	-	-	-	-	-	-	-	-	-
Total	-	-	-	-	-	-	-	-	-
07303									
Polling	-	-	-	-	-	-	-	-	-
Absentee	-	-	-	-	-	-	-	-	-
Early Vote	-	-	-	-	-	-	-	-	-
Provisional	-	-	-	-	-	-	-	-	-
Total	-	-	-	-	-	-	-	-	-
07401									
Polling	-	-	-	-	-	-	-	-	-
Absentee	-	-	-	-	-	-	-	-	-
Early Vote	-	-	-	-	-	-	-	-	-
Provisional	-	-	-	-	-	-	-	-	-
Total	-	-	-	-	-	-	-	-	-
07402									
Polling	-	-	-	-	-	-	-	-	-
Absentee	-	-	-	-	-	-	-	-	-
Early Vote	-	-	-	-	-	-	-	-	-
Provisional	-	-	-	-	-	-	-	-	-
Total	-	-	-	-	-	-	-	-	-
07405									
Polling	-	-	-	-	-	-	-	-	-
Absentee	-	-	-	-	-	-	-	-	-
Early Vote	-	-	-	-	-	-	-	-	-
Provisional	-	-	-	-	-	-	-	-	-
Total	-	-	-	-	-	-	-	-	-
07409									
Polling	-	-	-	-	-	-	-	-	-
Absentee	-	-	-	-	-	-	-	-	-
Early Vote	-	-	-	-	-	-	-	-	-
Provisional	-	-	-	-	-	-	-	-	-
Total	-	-	-	-	-	-	-	-	-
07501									
Polling	-	-	-	-	-	-	-	-	-
Absentee	-	-	-	-	-	-	-	-	-
Early Vote	-	-	-	-	-	-	-	-	-
Provisional	-	-	-	-	-	-	-	-	-
Total	-	-	-	-	-	-	-	-	-
07506									
Polling	-	-	-	-	-	-	-	-	-
Absentee	-	-	-	-	-	-	-	-	-
Early Vote	-	-	-	-	-	-	-	-	-
Provisional	-	-	-	-	-	-	-	-	-
Total	-	-	-	-	-	-	-	-	-
07507									
Polling	-	-	-	-	-	-	-	-	-
Absentee	-	-	-	-	-	-	-	-	-
Early Vote	-	-	-	-	-	-	-	-	-
Provisional	-	-	-	-	-	-	-	-	-
Total	-	-	-	-	-	-	-	-	-
07511									
Polling	-	-	-	-	-	-	-	-	-
Absentee	-	-	-	-	-	-	-	-	-

RETRIEVED FROM DEMOCRACYDOCKET.COM

Statement of Votes Cast
Shelby County, TN
State and Federal General Election _Municipal Elections
November 6, 2018
SOVC For Jurisdiction Wide, All Counters, All Races
Official Combined Results

	U.S. HOUSE OF REP DIST 8								
	Reg. Voters	Times Counted	Total Votes	David Kustoff		E. StottsPearson		James Hart	
Early Vote	-	-	-	-	-	-	-	-	-
Provisional	-	-	-	-	-	-	-	-	-
Total	-	-	-	-	-	-	-	-	-
07604									
Polling	-	-	-	-	-	-	-	-	-
Absentee	-	-	-	-	-	-	-	-	-
Early Vote	-	-	-	-	-	-	-	-	-
Provisional	-	-	-	-	-	-	-	-	-
Total	-	-	-	-	-	-	-	-	-
07605									
Polling	-	-	-	-	-	-	-	-	-
Absentee	-	-	-	-	-	-	-	-	-
Early Vote	-	-	-	-	-	-	-	-	-
Provisional	-	-	-	-	-	-	-	-	-
Total	-	-	-	-	-	-	-	-	-
07606									
Polling	-	-	-	-	-	-	-	-	-
Absentee	-	-	-	-	-	-	-	-	-
Early Vote	-	-	-	-	-	-	-	-	-
Provisional	-	-	-	-	-	-	-	-	-
Total	-	-	-	-	-	-	-	-	-
07701									
Polling	-	-	-	-	-	-	-	-	-
Absentee	-	-	-	-	-	-	-	-	-
Early Vote	-	-	-	-	-	-	-	-	-
Provisional	-	-	-	-	-	-	-	-	-
Total	-	-	-	-	-	-	-	-	-
07703									
Polling	-	-	-	-	-	-	-	-	-
Absentee	-	-	-	-	-	-	-	-	-
Early Vote	-	-	-	-	-	-	-	-	-
Provisional	-	-	-	-	-	-	-	-	-
Total	-	-	-	-	-	-	-	-	-
07803									
Polling	-	-	-	-	-	-	-	-	-
Absentee	-	-	-	-	-	-	-	-	-
Early Vote	-	-	-	-	-	-	-	-	-
Provisional	-	-	-	-	-	-	-	-	-
Total	-	-	-	-	-	-	-	-	-
07901									
Polling	-	-	-	-	-	-	-	-	-
Absentee	-	-	-	-	-	-	-	-	-
Early Vote	-	-	-	-	-	-	-	-	-
Provisional	-	-	-	-	-	-	-	-	-
Total	-	-	-	-	-	-	-	-	-
07902									
Polling	-	-	-	-	-	-	-	-	-
Absentee	-	-	-	-	-	-	-	-	-
Early Vote	-	-	-	-	-	-	-	-	-
Provisional	-	-	-	-	-	-	-	-	-
Total	-	-	-	-	-	-	-	-	-
07903									
Polling	-	-	-	-	-	-	-	-	-
Absentee	-	-	-	-	-	-	-	-	-
Early Vote	-	-	-	-	-	-	-	-	-
Provisional	-	-	-	-	-	-	-	-	-
Total	-	-	-	-	-	-	-	-	-
07907									

RETRIEVED FROM DEMOCRACYDOCKET.COM

Statement of Votes Cast
Shelby County, TN
State and Federal General Election _Municipal Elections
November 6, 2018
SOVC For Jurisdiction Wide, All Counters, All Races
Official Combined Results

	U.S. HOUSE OF REP DIST 8								
	Reg. Voters	Times Counted	Total Votes	David Kustoff		E. StottsPearson		James Hart	
Polling	-	-	-	-	-	-	-	-	-
Absentee	-	-	-	-	-	-	-	-	-
Early Vote	-	-	-	-	-	-	-	-	-
Provisional	-	-	-	-	-	-	-	-	-
Total	-	-	-	-	-	-	-	-	-
08002									
Polling	3892	684	669	415	62.03%	242	36.17%	12	1.79%
Absentee	3892	98	95	51	53.68%	43	45.26%	1	1.05%
Early Vote	3892	1594	1528	852	55.76%	655	42.87%	21	1.37%
Provisional	3892	20	19	8	42.11%	11	57.89%	0	0.00%
Total	3892	2396	2311	1326	57.38%	951	41.15%	34	1.47%
08101									
Polling	2747	524	518	352	67.95%	157	30.31%	9	1.74%
Absentee	2747	51	50	28	56.00%	22	44.00%	0	0.00%
Early Vote	2747	1179	1138	767	67.40%	357	31.37%	12	1.05%
Provisional	2747	1	1	0	0.00%	1	100.00%	0	0.00%
Total	2747	1755	1707	1147	67.19%	537	31.46%	21	1.23%
08103									
Polling	3140	616	596	396	66.44%	189	31.71%	11	1.85%
Absentee	3140	34	33	19	57.58%	14	42.42%	0	0.00%
Early Vote	3140	1412	1378	850	61.68%	508	36.87%	18	1.31%
Provisional	3140	1	1	1	100.00%	0	0.00%	0	0.00%
Total	3140	2063	2008	1266	63.05%	711	35.41%	29	1.44%
08105									
Polling	-	-	-	-	-	-	-	-	-
Absentee	-	-	-	-	-	-	-	-	-
Early Vote	-	-	-	-	-	-	-	-	-
Provisional	-	-	-	-	-	-	-	-	-
Total	-	-	-	-	-	-	-	-	-
08107									
Polling	-	-	-	-	-	-	-	-	-
Absentee	-	-	-	-	-	-	-	-	-
Early Vote	-	-	-	-	-	-	-	-	-
Provisional	-	-	-	-	-	-	-	-	-
Total	-	-	-	-	-	-	-	-	-
08202									
Polling	-	-	-	-	-	-	-	-	-
Absentee	-	-	-	-	-	-	-	-	-
Early Vote	-	-	-	-	-	-	-	-	-
Provisional	-	-	-	-	-	-	-	-	-
Total	-	-	-	-	-	-	-	-	-
08300									
Polling	-	-	-	-	-	-	-	-	-
Absentee	-	-	-	-	-	-	-	-	-
Early Vote	-	-	-	-	-	-	-	-	-
Provisional	-	-	-	-	-	-	-	-	-
Total	-	-	-	-	-	-	-	-	-
08402									
Polling	-	-	-	-	-	-	-	-	-
Absentee	-	-	-	-	-	-	-	-	-
Early Vote	-	-	-	-	-	-	-	-	-
Provisional	-	-	-	-	-	-	-	-	-
Total	-	-	-	-	-	-	-	-	-
08600									
Polling	-	-	-	-	-	-	-	-	-
Absentee	-	-	-	-	-	-	-	-	-
Early Vote	-	-	-	-	-	-	-	-	-
Provisional	-	-	-	-	-	-	-	-	-

RETRIEVED FROM DEMOCRACYDOCKET.COM

Statement of Votes Cast
Shelby County, TN
State and Federal General Election _Municipal Elections
November 6, 2018
SOVC For Jurisdiction Wide, All Counters, All Races
Official Combined Results

	U.S. HOUSE OF REP DIST 8								
	Reg. Voters	Times Counted	Total Votes	David Kustoff		E. StottsPearson		James Hart	
Total	-	-	-	-	-	-	-	-	-
08702									
Polling	-	-	-	-	-	-	-	-	-
Absentee	-	-	-	-	-	-	-	-	-
Early Vote	-	-	-	-	-	-	-	-	-
Provisional	-	-	-	-	-	-	-	-	-
Total	-	-	-	-	-	-	-	-	-
08703									
Polling	40	2	1	0	0.00%	1	100.00%	0	0.00%
Absentee	40	0	0	0	-	0	-	0	-
Early Vote	40	17	17	1	5.88%	16	94.12%	0	0.00%
Provisional	40	0	0	0	-	0	-	0	-
Total	40	19	18	1	5.56%	17	94.44%	0	0.00%
08704									
Polling	3197	497	471	113	23.99%	351	74.52%	7	1.49%
Absentee	3197	12	12	9	75.00%	3	25.00%	0	0.00%
Early Vote	3197	1094	1049	323	30.79%	706	67.30%	20	1.91%
Provisional	3197	14	14	5	35.71%	9	64.29%	0	0.00%
Total	3197	1617	1546	450	29.11%	1069	69.15%	27	1.75%
08802									
Polling	-	-	-	-	-	-	-	-	-
Absentee	-	-	-	-	-	-	-	-	-
Early Vote	-	-	-	-	-	-	-	-	-
Provisional	-	-	-	-	-	-	-	-	-
Total	-	-	-	-	-	-	-	-	-
08803									
Polling	-	-	-	-	-	-	-	-	-
Absentee	-	-	-	-	-	-	-	-	-
Early Vote	-	-	-	-	-	-	-	-	-
Provisional	-	-	-	-	-	-	-	-	-
Total	-	-	-	-	-	-	-	-	-
08804									
Polling	-	-	-	-	-	-	-	-	-
Absentee	-	-	-	-	-	-	-	-	-
Early Vote	-	-	-	-	-	-	-	-	-
Provisional	-	-	-	-	-	-	-	-	-
Total	-	-	-	-	-	-	-	-	-
08901									
Polling	-	-	-	-	-	-	-	-	-
Absentee	-	-	-	-	-	-	-	-	-
Early Vote	-	-	-	-	-	-	-	-	-
Provisional	-	-	-	-	-	-	-	-	-
Total	-	-	-	-	-	-	-	-	-
08902									
Polling	-	-	-	-	-	-	-	-	-
Absentee	-	-	-	-	-	-	-	-	-
Early Vote	-	-	-	-	-	-	-	-	-
Provisional	-	-	-	-	-	-	-	-	-
Total	-	-	-	-	-	-	-	-	-
09002									
Polling	-	-	-	-	-	-	-	-	-
Absentee	-	-	-	-	-	-	-	-	-
Early Vote	-	-	-	-	-	-	-	-	-
Provisional	-	-	-	-	-	-	-	-	-
Total	-	-	-	-	-	-	-	-	-
09003									
Polling	-	-	-	-	-	-	-	-	-
Absentee	-	-	-	-	-	-	-	-	-

RETRIEVED FROM DEMOCRACYDOCKET.COM

Statement of Votes Cast
Shelby County, TN
State and Federal General Election _Municipal Elections
November 6, 2018
SOVC For Jurisdiction Wide, All Counters, All Races
Official Combined Results

	U.S. HOUSE OF REP DIST 8								
	Reg. Voters	Times Counted	Total Votes	David Kustoff		E. StottsPearson		James Hart	
Early Vote	-	-	-	-	-	-	-	-	-
Provisional	-	-	-	-	-	-	-	-	-
Total	-	-	-	-	-	-	-	-	-
09101									
Polling	-	-	-	-	-	-	-	-	-
Absentee	-	-	-	-	-	-	-	-	-
Early Vote	-	-	-	-	-	-	-	-	-
Provisional	-	-	-	-	-	-	-	-	-
Total	-	-	-	-	-	-	-	-	-
09102									
Polling	-	-	-	-	-	-	-	-	-
Absentee	-	-	-	-	-	-	-	-	-
Early Vote	-	-	-	-	-	-	-	-	-
Provisional	-	-	-	-	-	-	-	-	-
Total	-	-	-	-	-	-	-	-	-
09104									
Polling	1430	264	257	161	62.65%	94	36.58%	2	0.78%
Absentee	1430	9	9	2	22.22%	6	66.67%	1	11.11%
Early Vote	1430	555	539	301	55.84%	234	43.41%	4	0.74%
Provisional	1430	2	1	0	0.00%	1	100.00%	0	0.00%
Total	1430	830	806	464	57.57%	335	41.56%	7	0.87%
09201									
Polling	-	-	-	-	-	-	-	-	-
Absentee	-	-	-	-	-	-	-	-	-
Early Vote	-	-	-	-	-	-	-	-	-
Provisional	-	-	-	-	-	-	-	-	-
Total	-	-	-	-	-	-	-	-	-
09301									
Polling	-	-	-	-	-	-	-	-	-
Absentee	-	-	-	-	-	-	-	-	-
Early Vote	-	-	-	-	-	-	-	-	-
Provisional	-	-	-	-	-	-	-	-	-
Total	-	-	-	-	-	-	-	-	-
09303									
Polling	-	-	-	-	-	-	-	-	-
Absentee	-	-	-	-	-	-	-	-	-
Early Vote	-	-	-	-	-	-	-	-	-
Provisional	-	-	-	-	-	-	-	-	-
Total	-	-	-	-	-	-	-	-	-
09403									
Polling	-	-	-	-	-	-	-	-	-
Absentee	-	-	-	-	-	-	-	-	-
Early Vote	-	-	-	-	-	-	-	-	-
Provisional	-	-	-	-	-	-	-	-	-
Total	-	-	-	-	-	-	-	-	-
09406									
Polling	-	-	-	-	-	-	-	-	-
Absentee	-	-	-	-	-	-	-	-	-
Early Vote	-	-	-	-	-	-	-	-	-
Provisional	-	-	-	-	-	-	-	-	-
Total	-	-	-	-	-	-	-	-	-
09407									
Polling	-	-	-	-	-	-	-	-	-
Absentee	-	-	-	-	-	-	-	-	-
Early Vote	-	-	-	-	-	-	-	-	-
Provisional	-	-	-	-	-	-	-	-	-
Total	-	-	-	-	-	-	-	-	-
09408									

RETRIEVED FROM DEMOCRACYDOCKET.COM

Statement of Votes Cast
Shelby County, TN
State and Federal General Election _Municipal Elections
November 6, 2018
SOVC For Jurisdiction Wide, All Counters, All Races
Official Combined Results

	U.S. HOUSE OF REP DIST 8								
	Reg. Voters	Times Counted	Total Votes	David Kustoff		E. StottsPearson		James Hart	
Polling	-	-	-	-	-	-	-	-	-
Absentee	-	-	-	-	-	-	-	-	-
Early Vote	-	-	-	-	-	-	-	-	-
Provisional	-	-	-	-	-	-	-	-	-
Total	-	-	-	-	-	-	-	-	-
09501									
Polling	-	-	-	-	-	-	-	-	-
Absentee	-	-	-	-	-	-	-	-	-
Early Vote	-	-	-	-	-	-	-	-	-
Provisional	-	-	-	-	-	-	-	-	-
Total	-	-	-	-	-	-	-	-	-
09505									
Polling	-	-	-	-	-	-	-	-	-
Absentee	-	-	-	-	-	-	-	-	-
Early Vote	-	-	-	-	-	-	-	-	-
Provisional	-	-	-	-	-	-	-	-	-
Total	-	-	-	-	-	-	-	-	-
09506									
Polling	-	-	-	-	-	-	-	-	-
Absentee	-	-	-	-	-	-	-	-	-
Early Vote	-	-	-	-	-	-	-	-	-
Provisional	-	-	-	-	-	-	-	-	-
Total	-	-	-	-	-	-	-	-	-
09507									
Polling	-	-	-	-	-	-	-	-	-
Absentee	-	-	-	-	-	-	-	-	-
Early Vote	-	-	-	-	-	-	-	-	-
Provisional	-	-	-	-	-	-	-	-	-
Total	-	-	-	-	-	-	-	-	-
09508									
Polling	-	-	-	-	-	-	-	-	-
Absentee	-	-	-	-	-	-	-	-	-
Early Vote	-	-	-	-	-	-	-	-	-
Provisional	-	-	-	-	-	-	-	-	-
Total	-	-	-	-	-	-	-	-	-
09601									
Polling	-	-	-	-	-	-	-	-	-
Absentee	-	-	-	-	-	-	-	-	-
Early Vote	-	-	-	-	-	-	-	-	-
Provisional	-	-	-	-	-	-	-	-	-
Total	-	-	-	-	-	-	-	-	-
09602									
Polling	-	-	-	-	-	-	-	-	-
Absentee	-	-	-	-	-	-	-	-	-
Early Vote	-	-	-	-	-	-	-	-	-
Provisional	-	-	-	-	-	-	-	-	-
Total	-	-	-	-	-	-	-	-	-
ARL01									
Polling	5773	1153	1118	841	75.22%	263	23.52%	14	1.25%
Absentee	5773	26	25	11	44.00%	13	52.00%	1	4.00%
Early Vote	5773	2318	2229	1588	71.24%	616	27.64%	24	1.08%
Provisional	5773	11	11	5	45.45%	6	54.55%	0	0.00%
Total	5773	3508	3383	2445	72.27%	898	26.54%	39	1.15%
ARL02									
Polling	2968	540	527	384	72.87%	127	24.10%	16	3.04%
Absentee	2968	14	14	8	57.14%	6	42.86%	0	0.00%
Early Vote	2968	1055	1022	706	69.08%	303	29.65%	13	1.27%
Provisional	2968	5	5	4	80.00%	1	20.00%	0	0.00%

RETRIEVED FROM DEMOCRACYDOCKET.COM

Statement of Votes Cast
Shelby County, TN
State and Federal General Election _Municipal Elections
November 6, 2018
SOVC For Jurisdiction Wide, All Counters, All Races
Official Combined Results

	U.S. HOUSE OF REP DIST 8									
	Reg. Voters	Times Counted	Total Votes	David Kustoff		E. StottsPearson		James Hart		
Total	2968	1614	1568	1102	70.28%	437	27.87%	29	1.85%	
BAR03										
Polling	3245	604	588	454	77.21%	121	20.58%	13	2.21%	
Absentee	3245	27	26	19	73.08%	6	23.08%	1	3.85%	
Early Vote	3245	1372	1336	1028	76.95%	295	22.08%	13	0.97%	
Provisional	3245	1	1	1	100.00%	0	0.00%	0	0.00%	
Total	3245	2004	1951	1502	76.99%	422	21.63%	27	1.38%	
BAR04										
Polling	4846	715	686	383	55.83%	284	41.40%	19	2.77%	
Absentee	4846	26	25	17	68.00%	8	32.00%	0	0.00%	
Early Vote	4846	1976	1923	1143	59.44%	754	39.21%	25	1.30%	
Provisional	4846	8	8	5	62.50%	3	37.50%	0	0.00%	
Total	4846	2725	2642	1548	58.59%	1049	39.70%	44	1.67%	
BAR05										
Polling	4505	1010	983	671	68.26%	288	29.30%	24	2.44%	
Absentee	4505	39	37	21	56.76%	16	43.24%	0	0.00%	
Early Vote	4505	1563	1515	967	63.83%	518	34.19%	28	1.85%	
Provisional	4505	9	9	3	33.33%	6	66.67%	0	0.00%	
Total	4505	2621	2544	1662	65.33%	828	32.55%	52	2.04%	
BAR06										
Polling	3558	730	703	430	61.17%	257	36.56%	16	2.28%	
Absentee	3558	15	15	8	53.33%	7	46.67%	0	0.00%	
Early Vote	3558	1179	1135	748	65.90%	365	32.16%	20	1.76%	
Provisional	3558	8	7	3	42.86%	4	57.14%	0	0.00%	
Total	3558	1932	1860	1189	63.92%	633	34.03%	36	1.94%	
BAR08										
Polling	5451	896	870	584	67.13%	254	29.20%	30	3.45%	
Absentee	5451	34	34	24	70.59%	10	29.41%	0	0.00%	
Early Vote	5451	2257	2203	1592	72.27%	566	25.69%	42	1.91%	
Provisional	5451	8	8	5	62.50%	3	37.50%	0	0.00%	
Total	5451	3195	3115	2205	70.79%	833	26.74%	72	2.31%	
BAR09										
Polling	4396	820	792	571	72.10%	197	24.87%	23	2.90%	
Absentee	4396	90	86	62	72.09%	22	25.58%	2	2.33%	
Early Vote	4396	1655	1604	1207	75.25%	368	22.94%	29	1.81%	
Provisional	4396	1	1	1	100.00%	0	0.00%	0	0.00%	
Total	4396	2566	2483	1841	74.14%	587	23.64%	54	2.17%	
BAR11										
Polling	2934	632	611	469	76.76%	129	21.11%	13	2.13%	
Absentee	2934	63	59	40	67.80%	15	25.42%	3	5.08%	
Early Vote	2934	1135	1106	868	78.48%	220	19.89%	17	1.54%	
Provisional	2934	4	4	1	25.00%	3	75.00%	0	0.00%	
Total	2934	1834	1780	1378	77.42%	367	20.62%	33	1.85%	
BAR13										
Polling	5318	967	942	397	42.14%	517	54.88%	28	2.97%	
Absentee	5318	30	29	11	37.93%	17	58.62%	1	3.45%	
Early Vote	5318	2029	1948	951	48.82%	965	49.54%	31	1.59%	
Provisional	5318	6	6	2	33.33%	3	50.00%	1	16.67%	
Total	5318	3032	2925	1361	46.53%	1502	51.35%	61	2.09%	
BRU01										
Polling	2559	477	469	323	68.87%	136	29.00%	10	2.13%	
Absentee	2559	22	22	12	54.55%	10	45.45%	0	0.00%	
Early Vote	2559	1155	1123	800	71.24%	308	27.43%	14	1.25%	
Provisional	2559	9	9	7	77.78%	2	22.22%	0	0.00%	
Total	2559	1663	1623	1142	70.36%	456	28.10%	24	1.48%	
BRU02										
Polling	4845	978	949	515	54.27%	418	44.05%	16	1.69%	
Absentee	4845	22	22	10	45.45%	12	54.55%	0	0.00%	

RETRIEVED FROM DEMOCRACYDOCKET.COM

Statement of Votes Cast
Shelby County, TN
State and Federal General Election _Municipal Elections
November 6, 2018
SOVC For Jurisdiction Wide, All Counters, All Races
Official Combined Results

	U.S. HOUSE OF REP DIST 8								
	Reg. Voters	Times Counted	Total Votes	David Kustoff		E. StottsPearson		James Hart	
Early Vote	4845	1891	1839	959	52.15%	860	46.76%	20	1.09%
Provisional	4845	11	10	4	40.00%	6	60.00%	0	0.00%
Total	4845	2902	2820	1488	52.77%	1296	45.96%	36	1.28%
COL01									
Polling	4889	942	921	719	78.07%	177	19.22%	24	2.61%
Absentee	4889	25	24	10	41.67%	14	58.33%	0	0.00%
Early Vote	4889	1952	1906	1478	77.54%	387	20.30%	39	2.05%
Provisional	4889	4	4	0	0.00%	3	75.00%	1	25.00%
Total	4889	2923	2855	2207	77.30%	581	20.35%	64	2.24%
COL02									
Polling	4775	862	828	417	50.36%	396	47.83%	14	1.69%
Absentee	4775	45	43	18	41.86%	25	58.14%	0	0.00%
Early Vote	4775	1827	1740	1076	61.84%	633	36.38%	31	1.78%
Provisional	4775	7	6	4	66.67%	2	33.33%	0	0.00%
Total	4775	2741	2617	1515	57.89%	1056	40.35%	45	1.72%
COL03									
Polling	3987	604	590	422	71.53%	150	25.42%	18	3.05%
Absentee	3987	18	18	12	66.67%	6	33.33%	0	0.00%
Early Vote	3987	1723	1674	1342	80.17%	302	18.04%	29	1.73%
Provisional	3987	6	5	4	80.00%	1	20.00%	0	0.00%
Total	3987	2351	2287	1780	77.83%	459	20.07%	47	2.06%
COL04									
Polling	4335	697	681	488	71.03%	181	26.35%	17	2.47%
Absentee	4335	33	33	19	57.58%	13	39.39%	1	3.03%
Early Vote	4335	1990	1938	1490	76.88%	417	21.52%	28	1.44%
Provisional	4335	10	10	6	60.00%	4	40.00%	0	0.00%
Total	4335	2730	2668	2003	75.07%	615	23.05%	46	1.72%
COL05									
Polling	2502	545	528	416	78.79%	104	19.70%	7	1.33%
Absentee	2502	28	28	11	39.29%	14	50.00%	3	10.71%
Early Vote	2502	965	948	758	79.96%	177	18.67%	13	1.37%
Provisional	2502	2	2	2	100.00%	0	0.00%	0	0.00%
Total	2502	1540	1506	1187	78.82%	295	19.59%	23	1.53%
COL06									
Polling	3584	523	515	401	77.86%	106	20.58%	8	1.55%
Absentee	3584	48	47	25	53.19%	22	46.81%	0	0.00%
Early Vote	3584	1570	1541	1200	77.87%	325	21.09%	15	0.97%
Provisional	3584	3	3	1	33.33%	2	66.67%	0	0.00%
Total	3584	2144	2106	1627	77.26%	455	21.60%	23	1.09%
COL07									
Polling	3883	852	824	325	39.44%	487	59.10%	12	1.46%
Absentee	3883	32	32	7	21.88%	25	78.13%	0	0.00%
Early Vote	3883	1496	1468	536	36.51%	907	61.78%	23	1.57%
Provisional	3883	9	9	3	33.33%	5	55.56%	1	11.11%
Total	3883	2389	2333	871	37.33%	1424	61.04%	36	1.54%
COL08									
Polling	2554	523	514	377	73.35%	131	25.49%	6	1.17%
Absentee	2554	32	32	20	62.50%	12	37.50%	0	0.00%
Early Vote	2554	992	974	721	74.02%	243	24.95%	9	0.92%
Provisional	2554	6	6	3	50.00%	3	50.00%	0	0.00%
Total	2554	1553	1526	1121	73.46%	389	25.49%	15	0.98%
COL09									
Polling	4063	608	586	441	75.26%	132	22.53%	13	2.22%
Absentee	4063	55	55	39	70.91%	16	29.09%	0	0.00%
Early Vote	4063	1754	1705	1302	76.36%	381	22.35%	21	1.23%
Provisional	4063	9	9	4	44.44%	4	44.44%	1	11.11%
Total	4063	2426	2355	1786	75.84%	533	22.63%	35	1.49%
COR03									

RETRIEVED FROM DEMOCRACYDOCKET.COM

Statement of Votes Cast
Shelby County, TN
State and Federal General Election _Municipal Elections
November 6, 2018
SOVC For Jurisdiction Wide, All Counters, All Races
Official Combined Results

	U.S. HOUSE OF REP DIST 8								
	Reg. Voters	Times Counted	Total Votes	David Kustoff		E. StottsPearson		James Hart	
Polling	-	-	-	-	-	-	-	-	-
Absentee	-	-	-	-	-	-	-	-	-
Early Vote	-	-	-	-	-	-	-	-	-
Provisional	-	-	-	-	-	-	-	-	-
Total	-	-	-	-	-	-	-	-	-
COR04									
Polling	-	-	-	-	-	-	-	-	-
Absentee	-	-	-	-	-	-	-	-	-
Early Vote	-	-	-	-	-	-	-	-	-
Provisional	-	-	-	-	-	-	-	-	-
Total	-	-	-	-	-	-	-	-	-
COR05									
Polling	-	-	-	-	-	-	-	-	-
Absentee	-	-	-	-	-	-	-	-	-
Early Vote	-	-	-	-	-	-	-	-	-
Provisional	-	-	-	-	-	-	-	-	-
Total	-	-	-	-	-	-	-	-	-
EAD00									
Polling	1852	513	496	401	80.85%	85	17.14%	10	2.02%
Absentee	1852	16	15	9	60.00%	6	40.00%	0	0.00%
Early Vote	1852	705	683	495	72.47%	178	26.06%	10	1.46%
Provisional	1852	2	2	0	0.00%	2	100.00%	0	0.00%
Total	1852	1236	1196	905	75.67%	271	22.66%	20	1.67%
FOR01									
Polling	1167	176	175	100	57.14%	74	42.29%	1	0.57%
Absentee	1167	11	11	5	45.45%	6	54.55%	0	0.00%
Early Vote	1167	529	511	339	66.34%	166	32.49%	6	1.17%
Provisional	1167	3	3	1	33.33%	2	66.67%	0	0.00%
Total	1167	719	700	445	63.57%	248	35.43%	7	1.00%
FOR02									
Polling	1628	227	219	74	33.79%	143	65.30%	1	0.46%
Absentee	1628	24	24	13	54.17%	11	45.83%	0	0.00%
Early Vote	1628	598	578	172	29.76%	400	69.20%	6	1.04%
Provisional	1628	4	4	1	25.00%	3	75.00%	0	0.00%
Total	1628	853	825	260	31.52%	557	67.52%	7	0.85%
FOR03									
Polling	-	-	-	-	-	-	-	-	-
Absentee	-	-	-	-	-	-	-	-	-
Early Vote	-	-	-	-	-	-	-	-	-
Provisional	-	-	-	-	-	-	-	-	-
Total	-	-	-	-	-	-	-	-	-
GER02									
Polling	4575	769	753	509	67.60%	227	30.15%	16	2.12%
Absentee	4575	80	77	49	63.64%	27	35.06%	1	1.30%
Early Vote	4575	2082	2048	1454	71.00%	563	27.49%	29	1.42%
Provisional	4575	5	5	5	100.00%	0	0.00%	0	0.00%
Total	4575	2936	2883	2017	69.96%	817	28.34%	46	1.60%
GER03									
Polling	3688	743	715	510	71.33%	188	26.29%	17	2.38%
Absentee	3688	96	94	66	70.21%	27	28.72%	1	1.06%
Early Vote	3688	1457	1410	1000	70.92%	395	28.01%	15	1.06%
Provisional	3688	4	4	3	75.00%	1	25.00%	0	0.00%
Total	3688	2300	2223	1579	71.03%	611	27.49%	33	1.48%
GER04									
Polling	4840	962	934	653	69.91%	266	28.48%	13	1.39%
Absentee	4840	72	72	36	50.00%	36	50.00%	0	0.00%
Early Vote	4840	2254	2197	1648	75.01%	500	22.76%	47	2.14%
Provisional	4840	6	6	2	33.33%	3	50.00%	1	16.67%

RETRIEVED FROM DEMOCRACYDOCKET.COM

Statement of Votes Cast
Shelby County, TN
State and Federal General Election _Municipal Elections
November 6, 2018
SOVC For Jurisdiction Wide, All Counters, All Races
Official Combined Results

	U.S. HOUSE OF REP DIST 8								
	Reg. Voters	Times Counted	Total Votes	David Kustoff		E. StottsPearson		James Hart	
Total	4840	3294	3209	2339	72.89%	805	25.09%	61	1.90%
GER05									
Polling	5127	1006	978	688	70.35%	270	27.61%	20	2.04%
Absentee	5127	72	72	33	45.83%	38	52.78%	1	1.39%
Early Vote	5127	2287	2217	1513	68.25%	674	30.40%	29	1.31%
Provisional	5127	5	5	3	60.00%	2	40.00%	0	0.00%
Total	5127	3370	3272	2237	68.37%	984	30.07%	50	1.53%
GER06									
Polling	2067	482	463	320	69.11%	135	29.16%	8	1.73%
Absentee	2067	32	31	16	51.61%	14	45.16%	1	3.23%
Early Vote	2067	1200	1167	793	67.95%	367	31.45%	7	0.60%
Provisional	2067	0	0	0	-	0	-	0	-
Total	2067	1714	1661	1129	67.97%	516	31.07%	16	0.96%
GER08									
Polling	2407	519	511	373	72.99%	126	24.66%	11	2.15%
Absentee	2407	28	28	11	39.29%	16	57.14%	1	3.57%
Early Vote	2407	1118	1102	786	71.32%	303	27.50%	13	1.18%
Provisional	2407	2	2	1	50.00%	1	50.00%	0	0.00%
Total	2407	1667	1643	1171	71.27%	446	27.15%	25	1.52%
GER10									
Polling	3307	583	573	428	74.69%	135	23.56%	10	1.75%
Absentee	3307	92	85	58	68.24%	25	29.41%	2	2.35%
Early Vote	3307	1633	1601	1129	70.52%	450	28.11%	21	1.31%
Provisional	3307	8	8	6	75.00%	2	25.00%	0	0.00%
Total	3307	2316	2267	1621	71.50%	612	27.00%	33	1.46%
GER11									
Polling	4461	719	709	525	74.05%	169	23.84%	14	1.97%
Absentee	4461	57	56	32	57.14%	24	42.86%	0	0.00%
Early Vote	4461	2136	2095	1621	77.37%	449	21.43%	22	1.05%
Provisional	4461	8	7	5	71.43%	2	28.57%	0	0.00%
Total	4461	2920	2867	2183	76.14%	644	22.46%	36	1.26%
GER12									
Polling	1418	255	251	179	71.31%	69	27.49%	3	1.20%
Absentee	1418	21	21	8	38.10%	13	61.90%	0	0.00%
Early Vote	1418	714	703	540	76.81%	159	22.62%	2	0.28%
Provisional	1418	3	3	1	33.33%	2	66.67%	0	0.00%
Total	1418	993	978	728	74.44%	243	24.85%	5	0.51%
LAK01									
Polling	6222	870	837	611	73.00%	203	24.25%	23	2.75%
Absentee	6222	35	34	18	52.94%	16	47.06%	0	0.00%
Early Vote	6222	3167	3064	2403	78.43%	614	20.04%	46	1.50%
Provisional	6222	17	17	11	64.71%	5	29.41%	1	5.88%
Total	6222	4089	3952	3043	77.00%	838	21.20%	70	1.77%
LAK02									
Polling	2654	568	554	361	65.16%	175	31.59%	17	3.07%
Absentee	2654	17	16	13	81.25%	3	18.75%	0	0.00%
Early Vote	2654	846	824	592	71.84%	213	25.85%	19	2.31%
Provisional	2654	2	2	2	100.00%	0	0.00%	0	0.00%
Total	2654	1433	1396	968	69.34%	391	28.01%	36	2.58%
LUC01									
Polling	-	-	-	-	-	-	-	-	-
Absentee	-	-	-	-	-	-	-	-	-
Early Vote	-	-	-	-	-	-	-	-	-
Provisional	-	-	-	-	-	-	-	-	-
Total	-	-	-	-	-	-	-	-	-
LUC03									
Polling	-	-	-	-	-	-	-	-	-
Absentee	-	-	-	-	-	-	-	-	-

RETRIEVED FROM DEMOCRACYDOCKET.COM

Statement of Votes Cast
Shelby County, TN
State and Federal General Election _Municipal Elections
November 6, 2018
SOVC For Jurisdiction Wide, All Counters, All Races
Official Combined Results

	U.S. HOUSE OF REP DIST 8								
	Reg. Voters	Times Counted	Total Votes	David Kustoff		E. StottsPearson		James Hart	
Early Vote	-	-	-	-	-	-	-	-	-
Provisional	-	-	-	-	-	-	-	-	-
Total	-	-	-	-	-	-	-	-	-
MCC00									
Polling	-	-	-	-	-	-	-	-	-
Absentee	-	-	-	-	-	-	-	-	-
Early Vote	-	-	-	-	-	-	-	-	-
Provisional	-	-	-	-	-	-	-	-	-
Total	-	-	-	-	-	-	-	-	-
MIL01									
Polling	-	-	-	-	-	-	-	-	-
Absentee	-	-	-	-	-	-	-	-	-
Early Vote	-	-	-	-	-	-	-	-	-
Provisional	-	-	-	-	-	-	-	-	-
Total	-	-	-	-	-	-	-	-	-
MIL02									
Polling	718	94	92	53	57.61%	37	40.22%	2	2.17%
Absentee	718	0	0	0	-	0	-	0	-
Early Vote	718	259	247	114	46.15%	132	53.44%	1	0.40%
Provisional	718	4	4	1	25.00%	3	75.00%	0	0.00%
Total	718	357	343	168	48.98%	172	50.15%	3	0.87%
MOR01									
Polling	2220	501	483	99	20.33%	377	77.41%	11	2.26%
Absentee	2220	7	7	1	14.29%	6	85.71%	0	0.00%
Early Vote	2220	730	716	118	16.48%	589	82.26%	9	1.26%
Provisional	2220	5	5	1	20.00%	4	80.00%	0	0.00%
Total	2220	1243	1215	219	18.02%	976	80.33%	20	1.65%
MOR02									
Polling	2900	559	537	290	54.00%	242	45.07%	4	0.74%
Absentee	2900	20	20	11	55.00%	9	45.00%	0	0.00%
Early Vote	2900	1137	1100	600	54.55%	490	44.55%	10	0.91%
Provisional	2900	4	4	3	75.00%	1	25.00%	0	0.00%
Total	2900	1720	1661	904	54.43%	742	44.67%	14	0.84%
ROS05									
Polling	-	-	-	-	-	-	-	-	-
Absentee	-	-	-	-	-	-	-	-	-
Early Vote	-	-	-	-	-	-	-	-	-
Provisional	-	-	-	-	-	-	-	-	-
Total	-	-	-	-	-	-	-	-	-
ROS13									
Polling	-	-	-	-	-	-	-	-	-
Absentee	-	-	-	-	-	-	-	-	-
Early Vote	-	-	-	-	-	-	-	-	-
Provisional	-	-	-	-	-	-	-	-	-
Total	-	-	-	-	-	-	-	-	-
ROS14									
Polling	-	-	-	-	-	-	-	-	-
Absentee	-	-	-	-	-	-	-	-	-
Early Vote	-	-	-	-	-	-	-	-	-
Provisional	-	-	-	-	-	-	-	-	-
Total	-	-	-	-	-	-	-	-	-
ROS15									
Polling	-	-	-	-	-	-	-	-	-
Absentee	-	-	-	-	-	-	-	-	-
Early Vote	-	-	-	-	-	-	-	-	-
Provisional	-	-	-	-	-	-	-	-	-
Total	-	-	-	-	-	-	-	-	-
ROS16									

RETRIEVED FROM DEMOCRACYDOCKET.COM

Statement of Votes Cast
Shelby County, TN
State and Federal General Election _Municipal Elections
November 6, 2018
SOVC For Jurisdiction Wide, All Counters, All Races
Official Combined Results

	U.S. HOUSE OF REP DIST 8								
	Reg. Voters	Times Counted	Total Votes	David Kustoff		E. StottsPearson		James Hart	
Polling	-	-	-	-	-	-	-	-	-
Absentee	-	-	-	-	-	-	-	-	-
Early Vote	-	-	-	-	-	-	-	-	-
Provisional	-	-	-	-	-	-	-	-	-
Total	-	-	-	-	-	-	-	-	-
STE00									
Polling	4144	771	733	563	76.81%	158	21.56%	12	1.64%
Absentee	4144	24	24	13	54.17%	11	45.83%	0	0.00%
Early Vote	4144	1822	1741	1287	73.92%	430	24.70%	24	1.38%
Provisional	4144	6	6	3	50.00%	3	50.00%	0	0.00%
Total	4144	2623	2504	1866	74.52%	602	24.04%	36	1.44%
Total									
Polling	170608	31796	30869	20243	65.58%	9951	32.24%	647	2.10%
Absentee	170608	1884	1836	1024	55.77%	785	42.76%	25	1.36%
Early Vote	170608	71668	69594	46489	66.80%	22093	31.75%	961	1.38%
Provisional	170608	288	280	142	50.71%	131	46.79%	7	2.50%
Total	170608	105636	102579	67898	66.19%	32960	32.13%	1640	1.60%

RETRIEVED FROM DEMOCRACYDOCKET.COM

	U.S. HOUSE OF REP DIST 8 Write-In Votes
Jurisdiction Wide	
00100	
Polling	-
Absentee	-
Early Vote	-
Provisional	-
Total	-
00200	
Polling	-
Absentee	-
Early Vote	-
Provisional	-
Total	-
01100	
Polling	-
Absentee	-
Early Vote	-
Provisional	-
Total	-
01200	
Polling	-
Absentee	-
Early Vote	-
Provisional	-
Total	-
01300	
Polling	-
Absentee	-
Early Vote	-
Provisional	-
Total	-
01601	
Polling	-
Absentee	-
Early Vote	-
Provisional	-
Total	-
01603	
Polling	-
Absentee	-
Early Vote	-
Provisional	-
Total	-
01700	
Polling	-
Absentee	-
Early Vote	-
Provisional	-
Total	-
02001	
Polling	-
Absentee	-
Early Vote	-
Provisional	-
Total	-
02003	
Polling	-
Absentee	-

RETRIEVED FROM DEMOCRACYDOCKET.COM

	U.S. HOUSE OF REP DIST 8 Write-In Votes	
Early Vote	-	-
Provisional	-	-
Total	-	-
02100		
Polling	-	-
Absentee	-	-
Early Vote	-	-
Provisional	-	-
Total	-	-
02600		
Polling	-	-
Absentee	-	-
Early Vote	-	-
Provisional	-	-
Total	-	-
02800		
Polling	-	-
Absentee	-	-
Early Vote	-	-
Provisional	-	-
Total	-	-
03102		
Polling	-	-
Absentee	-	-
Early Vote	-	-
Provisional	-	-
Total	-	-
03104		
Polling	-	-
Absentee	-	-
Early Vote	-	-
Provisional	-	-
Total	-	-
03300		
Polling	-	-
Absentee	-	-
Early Vote	-	-
Provisional	-	-
Total	-	-
03402		
Polling	-	-
Absentee	-	-
Early Vote	-	-
Provisional	-	-
Total	-	-
03601		
Polling	-	-
Absentee	-	-
Early Vote	-	-
Provisional	-	-
Total	-	-
03602		
Polling	-	-
Absentee	-	-
Early Vote	-	-
Provisional	-	-
Total	-	-
03700		

RETRIEVED FROM DEMOCRACYDOCKET.COM

	U.S. HOUSE OF REP DIST 8 Write-In Votes	
Polling	-	-
Absentee	-	-
Early Vote	-	-
Provisional	-	-
Total	-	-
04103		
Polling	-	-
Absentee	-	-
Early Vote	-	-
Provisional	-	-
Total	-	-
04201		
Polling	-	-
Absentee	-	-
Early Vote	-	-
Provisional	-	-
Total	-	-
04401		
Polling	-	-
Absentee	-	-
Early Vote	-	-
Provisional	-	-
Total	-	-
04405		
Polling	-	-
Absentee	-	-
Early Vote	-	-
Provisional	-	-
Total	-	-
04502		
Polling	-	-
Absentee	-	-
Early Vote	-	-
Provisional	-	-
Total	-	-
04504		
Polling	-	-
Absentee	-	-
Early Vote	-	-
Provisional	-	-
Total	-	-
04602		
Polling	0	0.00%
Absentee	0	-
Early Vote	0	0.00%
Provisional	0	-
Total	0	0.00%
04700		
Polling	-	-
Absentee	-	-
Early Vote	-	-
Provisional	-	-
Total	-	-
04900		
Polling	-	-
Absentee	-	-
Early Vote	-	-
Provisional	-	-

RETRIEVED FROM DEMOCRACYDOCKET.COM

	U.S. HOUSE OF REP DIST 8 Write-In Votes	
Total	-	-
05001		
Polling	-	-
Absentee	-	-
Early Vote	-	-
Provisional	-	-
Total	-	-
05002		
Polling	-	-
Absentee	-	-
Early Vote	-	-
Provisional	-	-
Total	-	-
05201		
Polling	-	-
Absentee	-	-
Early Vote	-	-
Provisional	-	-
Total	-	-
05301		
Polling	-	-
Absentee	-	-
Early Vote	-	-
Provisional	-	-
Total	-	-
05400		
Polling	0	0.00%
Absentee	0	0.00%
Early Vote	0	0.00%
Provisional	0	-
Total	0	0.00%
05502		
Polling	0	0.00%
Absentee	1	2.13%
Early Vote	2	0.16%
Provisional	0	0.00%
Total	3	0.16%
05700		
Polling	4	0.66%
Absentee	0	0.00%
Early Vote	3	0.15%
Provisional	0	0.00%
Total	7	0.26%
05801		
Polling	-	-
Absentee	-	-
Early Vote	-	-
Provisional	-	-
Total	-	-
05804		
Polling	-	-
Absentee	-	-
Early Vote	-	-
Provisional	-	-
Total	-	-
05905		
Polling	-	-
Absentee	-	-

RETRIEVED FROM DEMOCRACYDOCKET.COM

	U.S. HOUSE OF REP DIST 8 Write-In Votes	
Early Vote	-	-
Provisional	-	-
Total	-	-
06003		
Polling	-	-
Absentee	-	-
Early Vote	-	-
Provisional	-	-
Total	-	-
06005		
Polling	-	-
Absentee	-	-
Early Vote	-	-
Provisional	-	-
Total	-	-
06006		
Polling	-	-
Absentee	-	-
Early Vote	-	-
Provisional	-	-
Total	-	-
06007		
Polling	-	-
Absentee	-	-
Early Vote	-	-
Provisional	-	-
Total	-	-
06009		
Polling	-	-
Absentee	-	-
Early Vote	-	-
Provisional	-	-
Total	-	-
06100		
Polling	-	-
Absentee	-	-
Early Vote	-	-
Provisional	-	-
Total	-	-
06200		
Polling	-	-
Absentee	-	-
Early Vote	-	-
Provisional	-	-
Total	-	-
06400		
Polling	1	0.15%
Absentee	0	0.00%
Early Vote	4	0.28%
Provisional	0	0.00%
Total	5	0.23%
06600		
Polling	-	-
Absentee	-	-
Early Vote	-	-
Provisional	-	-
Total	-	-
06701		

RETRIEVED FROM DEMOCRACYDOCKET.COM

	U.S. HOUSE OF REP DIST 8	
	Write-In Votes	
Polling	-	-
Absentee	-	-
Early Vote	-	-
Provisional	-	-
Total	-	-
06703		
Polling	-	-
Absentee	-	-
Early Vote	-	-
Provisional	-	-
Total	-	-
06801		
Polling	6	1.07%
Absentee	0	0.00%
Early Vote	0	0.00%
Provisional	0	0.00%
Total	6	0.42%
06803		
Polling	2	0.32%
Absentee	0	0.00%
Early Vote	3	0.22%
Provisional	0	0.00%
Total	5	0.24%
06902		
Polling	-	-
Absentee	-	-
Early Vote	-	-
Provisional	-	-
Total	-	-
07001		
Polling	-	-
Absentee	-	-
Early Vote	-	-
Provisional	-	-
Total	-	-
07002		
Polling	-	-
Absentee	-	-
Early Vote	-	-
Provisional	-	-
Total	-	-
07104		
Polling	-	-
Absentee	-	-
Early Vote	-	-
Provisional	-	-
Total	-	-
07203		
Polling	-	-
Absentee	-	-
Early Vote	-	-
Provisional	-	-
Total	-	-
07207		
Polling	-	-
Absentee	-	-
Early Vote	-	-
Provisional	-	-

RETRIEVED FROM DEMOCRACYDOCKET.COM

	U.S. HOUSE OF REP DIST 8 Write-In Votes	
Total	-	-
07301		
Polling	-	-
Absentee	-	-
Early Vote	-	-
Provisional	-	-
Total	-	-
07303		
Polling	-	-
Absentee	-	-
Early Vote	-	-
Provisional	-	-
Total	-	-
07401		
Polling	-	-
Absentee	-	-
Early Vote	-	-
Provisional	-	-
Total	-	-
07402		
Polling	-	-
Absentee	-	-
Early Vote	-	-
Provisional	-	-
Total	-	-
07405		
Polling	-	-
Absentee	-	-
Early Vote	-	-
Provisional	-	-
Total	-	-
07409		
Polling	-	-
Absentee	-	-
Early Vote	-	-
Provisional	-	-
Total	-	-
07501		
Polling	-	-
Absentee	-	-
Early Vote	-	-
Provisional	-	-
Total	-	-
07506		
Polling	-	-
Absentee	-	-
Early Vote	-	-
Provisional	-	-
Total	-	-
07507		
Polling	-	-
Absentee	-	-
Early Vote	-	-
Provisional	-	-
Total	-	-
07511		
Polling	-	-
Absentee	-	-

RETRIEVED FROM DEMOCRACYDOCKET.COM

	U.S. HOUSE OF REP DIST 8 Write-In Votes	
Early Vote	-	-
Provisional	-	-
Total	-	-
07604		
Polling	-	-
Absentee	-	-
Early Vote	-	-
Provisional	-	-
Total	-	-
07605		
Polling	-	-
Absentee	-	-
Early Vote	-	-
Provisional	-	-
Total	-	-
07606		
Polling	-	-
Absentee	-	-
Early Vote	-	-
Provisional	-	-
Total	-	-
07701		
Polling	-	-
Absentee	-	-
Early Vote	-	-
Provisional	-	-
Total	-	-
07703		
Polling	-	-
Absentee	-	-
Early Vote	-	-
Provisional	-	-
Total	-	-
07803		
Polling	-	-
Absentee	-	-
Early Vote	-	-
Provisional	-	-
Total	-	-
07901		
Polling	-	-
Absentee	-	-
Early Vote	-	-
Provisional	-	-
Total	-	-
07902		
Polling	-	-
Absentee	-	-
Early Vote	-	-
Provisional	-	-
Total	-	-
07903		
Polling	-	-
Absentee	-	-
Early Vote	-	-
Provisional	-	-
Total	-	-
07907		

RETRIEVED FROM DEMOCRACYDOCKET.COM

	U.S. HOUSE OF REP DIST 8	
	Write-In Votes	
Polling	-	-
Absentee	-	-
Early Vote	-	-
Provisional	-	-
Total	-	-
08002		
Polling	0	0.00%
Absentee	0	0.00%
Early Vote	0	0.00%
Provisional	0	0.00%
Total	0	0.00%
08101		
Polling	0	0.00%
Absentee	0	0.00%
Early Vote	2	0.18%
Provisional	0	0.00%
Total	2	0.12%
08103		
Polling	0	0.00%
Absentee	0	0.00%
Early Vote	2	0.15%
Provisional	0	0.00%
Total	2	0.10%
08105		
Polling	-	-
Absentee	-	-
Early Vote	-	-
Provisional	-	-
Total	-	-
08107		
Polling	-	-
Absentee	-	-
Early Vote	-	-
Provisional	-	-
Total	-	-
08202		
Polling	-	-
Absentee	-	-
Early Vote	-	-
Provisional	-	-
Total	-	-
08300		
Polling	-	-
Absentee	-	-
Early Vote	-	-
Provisional	-	-
Total	-	-
08402		
Polling	-	-
Absentee	-	-
Early Vote	-	-
Provisional	-	-
Total	-	-
08600		
Polling	-	-
Absentee	-	-
Early Vote	-	-
Provisional	-	-

RETRIEVED FROM DEMOCRACYDOCKET.COM

	U.S. HOUSE OF REP DIST 8 Write-In Votes	
Total	-	-
08702		
Polling	-	-
Absentee	-	-
Early Vote	-	-
Provisional	-	-
Total	-	-
08703		
Polling	0	0.00%
Absentee	0	-
Early Vote	0	0.00%
Provisional	0	-
Total	0	0.00%
08704		
Polling	0	0.00%
Absentee	0	0.00%
Early Vote	0	0.00%
Provisional	0	0.00%
Total	0	0.00%
08802		
Polling	-	-
Absentee	-	-
Early Vote	-	-
Provisional	-	-
Total	-	-
08803		
Polling	-	-
Absentee	-	-
Early Vote	-	-
Provisional	-	-
Total	-	-
08804		
Polling	-	-
Absentee	-	-
Early Vote	-	-
Provisional	-	-
Total	-	-
08901		
Polling	-	-
Absentee	-	-
Early Vote	-	-
Provisional	-	-
Total	-	-
08902		
Polling	-	-
Absentee	-	-
Early Vote	-	-
Provisional	-	-
Total	-	-
09002		
Polling	-	-
Absentee	-	-
Early Vote	-	-
Provisional	-	-
Total	-	-
09003		
Polling	-	-
Absentee	-	-

RETRIEVED FROM DEMOCRACYDOCKET.COM

	U.S. HOUSE OF REP DIST 8 Write-In Votes	
Early Vote	-	-
Provisional	-	-
Total	-	-
09101		
Polling	-	-
Absentee	-	-
Early Vote	-	-
Provisional	-	-
Total	-	-
09102		
Polling	-	-
Absentee	-	-
Early Vote	-	-
Provisional	-	-
Total	-	-
09104		
Polling	0	0.00%
Absentee	0	0.00%
Early Vote	0	0.00%
Provisional	0	0.00%
Total	0	0.00%
09201		
Polling	-	-
Absentee	-	-
Early Vote	-	-
Provisional	-	-
Total	-	-
09301		
Polling	-	-
Absentee	-	-
Early Vote	-	-
Provisional	-	-
Total	-	-
09303		
Polling	-	-
Absentee	-	-
Early Vote	-	-
Provisional	-	-
Total	-	-
09403		
Polling	-	-
Absentee	-	-
Early Vote	-	-
Provisional	-	-
Total	-	-
09406		
Polling	-	-
Absentee	-	-
Early Vote	-	-
Provisional	-	-
Total	-	-
09407		
Polling	-	-
Absentee	-	-
Early Vote	-	-
Provisional	-	-
Total	-	-
09408		

RETRIEVED FROM DEMOCRACYDOCKET.COM

	U.S. HOUSE OF REP DIST 8 Write-In Votes	
Polling	-	-
Absentee	-	-
Early Vote	-	-
Provisional	-	-
Total	-	-
09501		
Polling	-	-
Absentee	-	-
Early Vote	-	-
Provisional	-	-
Total	-	-
09505		
Polling	-	-
Absentee	-	-
Early Vote	-	-
Provisional	-	-
Total	-	-
09506		
Polling	-	-
Absentee	-	-
Early Vote	-	-
Provisional	-	-
Total	-	-
09507		
Polling	-	-
Absentee	-	-
Early Vote	-	-
Provisional	-	-
Total	-	-
09508		
Polling	-	-
Absentee	-	-
Early Vote	-	-
Provisional	-	-
Total	-	-
09601		
Polling	-	-
Absentee	-	-
Early Vote	-	-
Provisional	-	-
Total	-	-
09602		
Polling	-	-
Absentee	-	-
Early Vote	-	-
Provisional	-	-
Total	-	-
ARL01		
Polling	0	0.00%
Absentee	0	0.00%
Early Vote	1	0.04%
Provisional	0	0.00%
Total	1	0.03%
ARL02		
Polling	0	0.00%
Absentee	0	0.00%
Early Vote	0	0.00%
Provisional	0	0.00%

RETRIEVED FROM DEMOCRACYDOCKET.COM

	U.S. HOUSE OF REP DIST 8 Write-In Votes	
Total	0	0.00%
BAR03		
Polling	0	0.00%
Absentee	0	0.00%
Early Vote	0	0.00%
Provisional	0	0.00%
Total	0	0.00%
BAR04		
Polling	0	0.00%
Absentee	0	0.00%
Early Vote	1	0.05%
Provisional	0	0.00%
Total	1	0.04%
BAR05		
Polling	0	0.00%
Absentee	0	0.00%
Early Vote	2	0.13%
Provisional	0	0.00%
Total	2	0.08%
BAR06		
Polling	0	0.00%
Absentee	0	0.00%
Early Vote	2	0.18%
Provisional	0	0.00%
Total	2	0.11%
BAR08		
Polling	2	0.23%
Absentee	0	0.00%
Early Vote	3	0.14%
Provisional	0	0.00%
Total	5	0.16%
BAR09		
Polling	1	0.13%
Absentee	0	0.00%
Early Vote	0	0.00%
Provisional	0	0.00%
Total	1	0.04%
BAR11		
Polling	0	0.00%
Absentee	1	1.69%
Early Vote	1	0.09%
Provisional	0	0.00%
Total	2	0.11%
BAR13		
Polling	0	0.00%
Absentee	0	0.00%
Early Vote	1	0.05%
Provisional	0	0.00%
Total	1	0.03%
BRU01		
Polling	0	0.00%
Absentee	0	0.00%
Early Vote	1	0.09%
Provisional	0	0.00%
Total	1	0.06%
BRU02		
Polling	0	0.00%
Absentee	0	0.00%

RETRIEVED FROM DEMOCRACYDOCKET.COM

	U.S. HOUSE OF REP DIST 8 Write-In Votes	
Early Vote	0	0.00%
Provisional	0	0.00%
Total	0	0.00%
COL01		
Polling	1	0.11%
Absentee	0	0.00%
Early Vote	2	0.10%
Provisional	0	0.00%
Total	3	0.11%
COL02		
Polling	1	0.12%
Absentee	0	0.00%
Early Vote	0	0.00%
Provisional	0	0.00%
Total	1	0.04%
COL03		
Polling	0	0.00%
Absentee	0	0.00%
Early Vote	1	0.06%
Provisional	0	0.00%
Total	1	0.04%
COL04		
Polling	1	0.15%
Absentee	0	0.00%
Early Vote	3	0.15%
Provisional	0	0.00%
Total	4	0.15%
COL05		
Polling	1	0.19%
Absentee	0	0.00%
Early Vote	0	0.00%
Provisional	0	0.00%
Total	1	0.07%
COL06		
Polling	0	0.00%
Absentee	0	0.00%
Early Vote	1	0.06%
Provisional	0	0.00%
Total	1	0.05%
COL07		
Polling	0	0.00%
Absentee	0	0.00%
Early Vote	2	0.14%
Provisional	0	0.00%
Total	2	0.09%
COL08		
Polling	0	0.00%
Absentee	0	0.00%
Early Vote	1	0.10%
Provisional	0	0.00%
Total	1	0.07%
COL09		
Polling	0	0.00%
Absentee	0	0.00%
Early Vote	1	0.06%
Provisional	0	0.00%
Total	1	0.04%
COR03		

RETRIEVED FROM DEMOCRACYDOCKET.COM

Statement of Votes Cast
Shelby County, TN
State and Federal General Election _Municipal Elections
November 6, 2018
SOVC For Jurisdiction Wide, All Counters, All Races
Official Combined Results

	U.S. HOUSE OF REP DIST 8 Write-In Votes	
Polling	-	-
Absentee	-	-
Early Vote	-	-
Provisional	-	-
Total	-	-
COR04		
Polling	-	-
Absentee	-	-
Early Vote	-	-
Provisional	-	-
Total	-	-
COR05		
Polling	-	-
Absentee	-	-
Early Vote	-	-
Provisional	-	-
Total	-	-
EAD00		
Polling	0	0.00%
Absentee	0	0.00%
Early Vote	0	0.00%
Provisional	0	0.00%
Total	0	0.00%
FOR01		
Polling	0	0.00%
Absentee	0	0.00%
Early Vote	0	0.00%
Provisional	0	0.00%
Total	0	0.00%
FOR02		
Polling	1	0.46%
Absentee	0	0.00%
Early Vote	0	0.00%
Provisional	0	0.00%
Total	1	0.12%
FOR03		
Polling	-	-
Absentee	-	-
Early Vote	-	-
Provisional	-	-
Total	-	-
GER02		
Polling	1	0.13%
Absentee	0	0.00%
Early Vote	2	0.10%
Provisional	0	0.00%
Total	3	0.10%
GER03		
Polling	0	0.00%
Absentee	0	0.00%
Early Vote	0	0.00%
Provisional	0	0.00%
Total	0	0.00%
GER04		
Polling	2	0.21%
Absentee	0	0.00%
Early Vote	2	0.09%
Provisional	0	0.00%

RETRIEVED FROM DEMOCRACYDOCKET.COM

	U.S. HOUSE OF REP DIST 8	
	Write-In Votes	
Total	4	0.12%
GER05		
Polling	0	0.00%
Absentee	0	0.00%
Early Vote	1	0.05%
Provisional	0	0.00%
Total	1	0.03%
GER06		
Polling	0	0.00%
Absentee	0	0.00%
Early Vote	0	0.00%
Provisional	0	-
Total	0	0.00%
GER08		
Polling	1	0.20%
Absentee	0	0.00%
Early Vote	0	0.00%
Provisional	0	0.00%
Total	1	0.06%
GER10		
Polling	0	0.00%
Absentee	0	0.00%
Early Vote	1	0.06%
Provisional	0	0.00%
Total	1	0.04%
GER11		
Polling	1	0.14%
Absentee	0	0.00%
Early Vote	3	0.14%
Provisional	0	0.00%
Total	4	0.14%
GER12		
Polling	0	0.00%
Absentee	0	0.00%
Early Vote	2	0.28%
Provisional	0	0.00%
Total	2	0.20%
LAK01		
Polling	0	0.00%
Absentee	0	0.00%
Early Vote	1	0.03%
Provisional	0	0.00%
Total	1	0.03%
LAK02		
Polling	1	0.18%
Absentee	0	0.00%
Early Vote	0	0.00%
Provisional	0	0.00%
Total	1	0.07%
LUC01		
Polling	-	-
Absentee	-	-
Early Vote	-	-
Provisional	-	-
Total	-	-
LUC03		
Polling	-	-
Absentee	-	-

RETRIEVED FROM DEMOCRACYDOCKET.COM

	U.S. HOUSE OF REP DIST 8 Write-In Votes	
Early Vote	-	-
Provisional	-	-
Total	-	-
MCC00		
Polling	-	-
Absentee	-	-
Early Vote	-	-
Provisional	-	-
Total	-	-
MIL01		
Polling	-	-
Absentee	-	-
Early Vote	-	-
Provisional	-	-
Total	-	-
MIL02		
Polling	0	0.00%
Absentee	0	-
Early Vote	0	0.00%
Provisional	0	0.00%
Total	0	0.00%
MOR01		
Polling	0	0.00%
Absentee	0	0.00%
Early Vote	0	0.00%
Provisional	0	0.00%
Total	0	0.00%
MOR02		
Polling	1	0.19%
Absentee	0	0.00%
Early Vote	0	0.00%
Provisional	0	0.00%
Total	1	0.06%
ROS05		
Polling	-	-
Absentee	-	-
Early Vote	-	-
Provisional	-	-
Total	-	-
ROS13		
Polling	-	-
Absentee	-	-
Early Vote	-	-
Provisional	-	-
Total	-	-
ROS14		
Polling	-	-
Absentee	-	-
Early Vote	-	-
Provisional	-	-
Total	-	-
ROS15		
Polling	-	-
Absentee	-	-
Early Vote	-	-
Provisional	-	-
Total	-	-
ROS16		

RETRIEVED FROM DEMOCRACYDOCKET.COM

Statement of Votes Cast
Shelby County, TN
State and Federal General Election _Municipal Elections
November 6, 2018
SOVC For Jurisdiction Wide, All Counters, All Races
Official Combined Results

	U.S. HOUSE OF REP DIST 8 Write-In Votes	
Polling	-	-
Absentee	-	-
Early Vote	-	-
Provisional	-	-
Total	-	-
STE00		
Polling	0	0.00%
Absentee	0	0.00%
Early Vote	0	0.00%
Provisional	0	0.00%
Total	0	0.00%
Total		
Polling	28	0.09%
Absentee	2	0.11%
Early Vote	51	0.07%
Provisional	0	0.00%
Total	81	0.08%

RETRIEVED FROM DEMOCRACYDOCKET.COM

Statement of Votes Cast
Shelby County, TN
State and Federal General Election _Municipal Elections
November 6, 2018
SOVC For Jurisdiction Wide, All Counters, All Races
Official Combined Results

	U.S. HOUSE OF REP DIST 9								
	Reg. Voters	Times Counted	Total Votes	Charlotte Bergmann		Steve Cohen		Leo AwGoWhat	
Jurisdiction Wide									
00100									
Polling	6031	1083	1035	269	25.99%	756	73.04%	10	0.97%
Absentee	6031	56	55	13	23.64%	42	76.36%	0	0.00%
Early Vote	6031	1464	1429	291	20.36%	1125	78.73%	12	0.84%
Provisional	6031	33	32	7	21.88%	24	75.00%	1	3.13%
Total	6031	2636	2551	580	22.74%	1947	76.32%	23	0.90%
00200									
Polling	4995	881	863	230	26.65%	623	72.19%	9	1.04%
Absentee	4995	38	38	6	15.79%	32	84.21%	0	0.00%
Early Vote	4995	1596	1550	374	24.13%	1158	74.71%	11	0.71%
Provisional	4995	10	10	2	20.00%	8	80.00%	0	0.00%
Total	4995	2525	2461	612	24.87%	1821	73.99%	20	0.81%
01100									
Polling	2795	395	369	24	6.50%	340	92.14%	2	0.54%
Absentee	2795	10	10	1	10.00%	8	80.00%	1	10.00%
Early Vote	2795	500	442	21	4.75%	417	94.34%	3	0.68%
Provisional	2795	4	4	0	0.00%	4	100.00%	0	0.00%
Total	2795	909	825	46	5.58%	769	93.21%	6	0.73%
01200									
Polling	1046	175	165	14	8.48%	150	90.91%	1	0.61%
Absentee	1046	31	31	2	6.45%	28	90.32%	1	3.23%
Early Vote	1046	287	278	7	2.52%	271	97.48%	0	0.00%
Provisional	1046	1	1	0	0.00%	1	100.00%	0	0.00%
Total	1046	494	475	23	4.84%	450	94.74%	2	0.42%
01300									
Polling	2299	387	349	8	2.29%	338	96.85%	3	0.86%
Absentee	2299	5	5	0	0.00%	5	100.00%	0	0.00%
Early Vote	2299	346	320	6	1.88%	311	97.19%	2	0.63%
Provisional	2299	4	4	0	0.00%	4	100.00%	0	0.00%
Total	2299	742	678	14	2.06%	658	97.05%	5	0.74%
01601									
Polling	4161	1017	982	247	25.15%	728	74.13%	5	0.51%
Absentee	4161	45	45	4	8.89%	41	91.11%	0	0.00%
Early Vote	4161	1641	1602	291	18.16%	1300	81.15%	10	0.62%
Provisional	4161	11	11	1	9.09%	10	90.91%	0	0.00%
Total	4161	2714	2640	543	20.57%	2079	78.75%	15	0.57%
01603									
Polling	3351	496	485	122	25.15%	357	73.61%	4	0.82%
Absentee	3351	29	27	3	11.11%	24	88.89%	0	0.00%
Early Vote	3351	1163	1128	208	18.44%	912	80.85%	6	0.53%
Provisional	3351	7	7	1	14.29%	6	85.71%	0	0.00%
Total	3351	1695	1647	334	20.28%	1299	78.87%	10	0.61%
01700									
Polling	2110	326	312	31	9.94%	276	88.46%	3	0.96%
Absentee	2110	42	42	5	11.90%	37	88.10%	0	0.00%
Early Vote	2110	624	591	71	12.01%	511	86.46%	8	1.35%
Provisional	2110	10	10	0	0.00%	10	100.00%	0	0.00%
Total	2110	1002	955	107	11.20%	834	87.33%	11	1.15%
02001									
Polling	3381	832	807	167	20.69%	632	78.31%	5	0.62%
Absentee	3381	45	45	6	13.33%	38	84.44%	1	2.22%
Early Vote	3381	1329	1308	220	16.82%	1083	82.80%	4	0.31%
Provisional	3381	7	7	0	0.00%	7	100.00%	0	0.00%
Total	3381	2213	2167	393	18.14%	1760	81.22%	10	0.46%
02003									
Polling	4480	701	664	50	7.53%	606	91.27%	8	1.20%
Absentee	4480	14	14	0	0.00%	14	100.00%	0	0.00%

RETRIEVED FROM DEMOCRACYDOCKET.COM

Statement of Votes Cast
Shelby County, TN
State and Federal General Election _Municipal Elections
November 6, 2018
SOVC For Jurisdiction Wide, All Counters, All Races
Official Combined Results

	U.S. HOUSE OF REP DIST 9								
	Reg. Voters	Times Counted	Total Votes	Charlotte Bergmann		Steve Cohen		Leo AwGoWhat	
Early Vote	4480	1028	971	45	4.63%	921	94.85%	5	0.51%
Provisional	4480	11	11	1	9.09%	9	81.82%	1	9.09%
Total	4480	1754	1660	96	5.78%	1550	93.37%	14	0.84%
02100									
Polling	3257	471	432	11	2.55%	418	96.76%	2	0.46%
Absentee	3257	13	13	1	7.69%	12	92.31%	0	0.00%
Early Vote	3257	714	665	21	3.16%	634	95.34%	10	1.50%
Provisional	3257	11	11	0	0.00%	11	100.00%	0	0.00%
Total	3257	1209	1121	33	2.94%	1075	95.90%	12	1.07%
02600									
Polling	2983	499	470	13	2.77%	453	96.38%	3	0.64%
Absentee	2983	10	10	0	0.00%	10	100.00%	0	0.00%
Early Vote	2983	638	602	25	4.15%	571	94.85%	6	1.00%
Provisional	2983	4	3	0	0.00%	3	100.00%	0	0.00%
Total	2983	1151	1085	38	3.50%	1037	95.58%	9	0.83%
02800									
Polling	2142	445	433	116	26.79%	314	72.52%	3	0.69%
Absentee	2142	22	22	4	18.18%	18	81.82%	0	0.00%
Early Vote	2142	825	806	159	19.73%	640	79.40%	6	0.74%
Provisional	2142	2	2	0	0.00%	2	100.00%	0	0.00%
Total	2142	1294	1263	279	22.09%	974	77.12%	9	0.71%
03102									
Polling	2623	482	463	52	11.23%	401	86.61%	8	1.73%
Absentee	2623	15	15	1	6.67%	14	93.33%	0	0.00%
Early Vote	2623	870	842	72	8.55%	763	90.62%	5	0.59%
Provisional	2623	6	6	0	0.00%	6	100.00%	0	0.00%
Total	2623	1373	1326	125	9.43%	1184	89.29%	13	0.98%
03104									
Polling	3046	509	485	37	7.63%	442	91.13%	5	1.03%
Absentee	3046	19	19	0	0.00%	19	100.00%	0	0.00%
Early Vote	3046	1067	1032	58	5.62%	962	93.22%	11	1.07%
Provisional	3046	3	3	0	0.00%	3	100.00%	0	0.00%
Total	3046	1598	1539	95	6.17%	1426	92.66%	16	1.04%
03300									
Polling	1068	262	252	60	23.81%	188	74.60%	3	1.19%
Absentee	1068	4	4	1	25.00%	3	75.00%	0	0.00%
Early Vote	1068	267	265	50	18.87%	211	79.62%	3	1.13%
Provisional	1068	2	2	1	50.00%	1	50.00%	0	0.00%
Total	1068	535	523	112	21.41%	403	77.06%	6	1.15%
03402									
Polling	2175	335	311	5	1.61%	304	97.75%	2	0.64%
Absentee	2175	5	5	0	0.00%	5	100.00%	0	0.00%
Early Vote	2175	413	402	8	1.99%	388	96.52%	5	1.24%
Provisional	2175	2	2	0	0.00%	2	100.00%	0	0.00%
Total	2175	755	720	13	1.81%	699	97.08%	7	0.97%
03601									
Polling	2770	648	622	147	23.63%	468	75.24%	6	0.96%
Absentee	2770	40	39	4	10.26%	34	87.18%	1	2.56%
Early Vote	2770	953	931	129	13.86%	798	85.71%	3	0.32%
Provisional	2770	3	3	0	0.00%	3	100.00%	0	0.00%
Total	2770	1644	1595	280	17.55%	1303	81.69%	10	0.63%
03602									
Polling	2744	570	543	35	6.45%	495	91.16%	13	2.39%
Absentee	2744	12	12	1	8.33%	11	91.67%	0	0.00%
Early Vote	2744	804	769	44	5.72%	719	93.50%	4	0.52%
Provisional	2744	5	5	0	0.00%	5	100.00%	0	0.00%
Total	2744	1391	1329	80	6.02%	1230	92.55%	17	1.28%
03700									

RETRIEVED FROM DEMOCRACYDOCKET.COM

Statement of Votes Cast
Shelby County, TN
State and Federal General Election _Municipal Elections
November 6, 2018
SOVC For Jurisdiction Wide, All Counters, All Races
Official Combined Results

	U.S. HOUSE OF REP DIST 9									
	Reg. Voters	Times Counted	Total Votes	Charlotte Bergmann		Steve Cohen		Leo AwGoWhat		
Polling	3332	539	499	39	7.82%	453	90.78%	7	1.40%	
Absentee	3332	9	9	0	0.00%	9	100.00%	0	0.00%	
Early Vote	3332	509	475	28	5.89%	441	92.84%	5	1.05%	
Provisional	3332	4	4	0	0.00%	3	75.00%	1	25.00%	
Total	3332	1061	987	67	6.79%	906	91.79%	13	1.32%	
04103										
Polling	3283	555	522	13	2.49%	499	95.59%	10	1.92%	
Absentee	3283	32	32	3	9.38%	28	87.50%	1	3.13%	
Early Vote	3283	731	682	16	2.35%	662	97.07%	4	0.59%	
Provisional	3283	3	3	0	0.00%	3	100.00%	0	0.00%	
Total	3283	1321	1239	32	2.58%	1192	96.21%	15	1.21%	
04201										
Polling	3247	593	559	12	2.15%	542	96.96%	5	0.89%	
Absentee	3247	8	8	0	0.00%	8	100.00%	0	0.00%	
Early Vote	3247	615	574	8	1.39%	561	97.74%	5	0.87%	
Provisional	3247	3	3	0	0.00%	3	100.00%	0	0.00%	
Total	3247	1219	1144	20	1.75%	1114	97.38%	10	0.87%	
04401										
Polling	4099	785	760	395	51.97%	361	47.50%	3	0.39%	
Absentee	4099	40	40	13	32.50%	27	67.50%	0	0.00%	
Early Vote	4099	1594	1544	685	44.37%	845	54.73%	11	0.71%	
Provisional	4099	1	1	0	0.00%	1	100.00%	0	0.00%	
Total	4099	2420	2345	1093	46.61%	1234	52.62%	14	0.60%	
04405										
Polling	2936	446	427	69	16.16%	353	82.67%	4	0.94%	
Absentee	2936	59	56	32	57.14%	24	42.86%	0	0.00%	
Early Vote	2936	900	850	253	29.76%	593	69.76%	4	0.47%	
Provisional	2936	8	7	1	14.29%	6	85.71%	0	0.00%	
Total	2936	1413	1340	355	26.49%	976	72.84%	8	0.60%	
04502										
Polling	4339	727	683	35	5.12%	645	94.44%	2	0.29%	
Absentee	4339	16	15	0	0.00%	15	100.00%	0	0.00%	
Early Vote	4339	1074	1000	27	2.70%	963	96.30%	6	0.60%	
Provisional	4339	10	10	0	0.00%	9	90.00%	1	10.00%	
Total	4339	1827	1708	62	3.63%	1632	95.55%	9	0.53%	
04504										
Polling	5409	1048	1008	313	31.05%	677	67.16%	16	1.59%	
Absentee	5409	62	62	17	27.42%	45	72.58%	0	0.00%	
Early Vote	5409	1988	1930	675	34.97%	1239	64.20%	11	0.57%	
Provisional	5409	6	6	1	16.67%	5	83.33%	0	0.00%	
Total	5409	3104	3006	1006	33.47%	1966	65.40%	27	0.90%	
04602										
Polling	4263	772	742	288	38.81%	445	59.97%	7	0.94%	
Absentee	4263	70	69	29	42.03%	40	57.97%	0	0.00%	
Early Vote	4263	1355	1288	510	39.60%	773	60.02%	4	0.31%	
Provisional	4263	15	15	7	46.67%	7	46.67%	1	6.67%	
Total	4263	2212	2114	834	39.45%	1265	59.84%	12	0.57%	
04700										
Polling	3847	663	624	14	2.24%	603	96.63%	7	1.12%	
Absentee	3847	12	12	0	0.00%	12	100.00%	0	0.00%	
Early Vote	3847	808	744	17	2.28%	721	96.91%	6	0.81%	
Provisional	3847	3	3	0	0.00%	3	100.00%	0	0.00%	
Total	3847	1486	1383	31	2.24%	1339	96.82%	13	0.94%	
04900										
Polling	3576	640	594	12	2.02%	574	96.63%	8	1.35%	
Absentee	3576	14	14	0	0.00%	14	100.00%	0	0.00%	
Early Vote	3576	849	791	12	1.52%	775	97.98%	4	0.51%	
Provisional	3576	3	3	1	33.33%	2	66.67%	0	0.00%	

RETRIEVED FROM DEMOCRACYDOCKET.COM

Statement of Votes Cast
Shelby County, TN
State and Federal General Election _Municipal Elections
November 6, 2018
SOVC For Jurisdiction Wide, All Counters, All Races
Official Combined Results

	U.S. HOUSE OF REP DIST 9									
	Reg. Voters	Times Counted	Total Votes	Charlotte Bergmann		Steve Cohen		Leo AwGoWhat		
Total	3576	1506	1402	25	1.78%	1365	97.36%	12	0.86%	
05001										
Polling	1439	235	216	2	0.93%	211	97.69%	2	0.93%	
Absentee	1439	2	2	0	0.00%	2	100.00%	0	0.00%	
Early Vote	1439	388	368	7	1.90%	353	95.92%	7	1.90%	
Provisional	1439	3	3	0	0.00%	3	100.00%	0	0.00%	
Total	1439	628	589	9	1.53%	569	96.60%	9	1.53%	
05002										
Polling	2779	363	342	3	0.88%	339	99.12%	0	0.00%	
Absentee	2779	8	8	0	0.00%	8	100.00%	0	0.00%	
Early Vote	2779	658	628	10	1.59%	612	97.45%	5	0.80%	
Provisional	2779	7	7	1	14.29%	6	85.71%	0	0.00%	
Total	2779	1036	985	14	1.42%	965	97.97%	5	0.51%	
05201										
Polling	1864	352	330	8	2.42%	321	97.27%	1	0.30%	
Absentee	1864	11	11	0	0.00%	11	100.00%	0	0.00%	
Early Vote	1864	424	400	14	3.50%	383	95.75%	2	0.50%	
Provisional	1864	3	3	0	0.00%	3	100.00%	0	0.00%	
Total	1864	790	744	22	2.96%	718	96.51%	3	0.40%	
05301										
Polling	3486	671	621	226	36.39%	386	62.16%	7	1.13%	
Absentee	3486	12	12	7	58.33%	5	41.67%	0	0.00%	
Early Vote	3486	632	599	233	38.90%	360	60.10%	6	1.00%	
Provisional	3486	1	1	1	100.00%	0	0.00%	0	0.00%	
Total	3486	1316	1233	467	37.88%	751	60.91%	13	1.05%	
05400										
Polling	4456	823	782	330	42.20%	442	56.52%	10	1.28%	
Absentee	4456	24	24	11	45.83%	13	54.17%	0	0.00%	
Early Vote	4456	1164	1101	567	51.50%	527	47.87%	7	0.64%	
Provisional	4456	4	4	0	0.00%	4	100.00%	0	0.00%	
Total	4456	2015	1911	908	47.51%	986	51.60%	17	0.89%	
05502										
Polling	652	136	133	68	51.13%	64	48.12%	1	0.75%	
Absentee	652	8	8	0	0.00%	8	100.00%	0	0.00%	
Early Vote	652	295	289	156	53.98%	132	45.67%	1	0.35%	
Provisional	652	1	0	0	-	0	-	0	-	
Total	652	440	430	224	52.09%	204	47.44%	2	0.47%	
05700										
Polling	877	154	147	64	43.54%	82	55.78%	1	0.68%	
Absentee	877	12	12	6	50.00%	6	50.00%	0	0.00%	
Early Vote	877	370	353	138	39.09%	212	60.06%	2	0.57%	
Provisional	877	0	0	0	-	0	-	0	-	
Total	877	536	512	208	40.63%	300	58.59%	3	0.59%	
05801										
Polling	2977	652	615	76	12.36%	528	85.85%	10	1.63%	
Absentee	2977	8	8	2	25.00%	6	75.00%	0	0.00%	
Early Vote	2977	669	647	97	14.99%	546	84.39%	3	0.46%	
Provisional	2977	9	8	0	0.00%	7	87.50%	1	12.50%	
Total	2977	1338	1278	175	13.69%	1087	85.05%	14	1.10%	
05804										
Polling	3820	630	577	86	14.90%	486	84.23%	5	0.87%	
Absentee	3820	11	11	2	18.18%	9	81.82%	0	0.00%	
Early Vote	3820	691	659	126	19.12%	526	79.82%	6	0.91%	
Provisional	3820	11	11	2	18.18%	9	81.82%	0	0.00%	
Total	3820	1343	1258	216	17.17%	1030	81.88%	11	0.87%	
05905										
Polling	3913	791	734	25	3.41%	693	94.41%	15	2.04%	
Absentee	3913	10	10	0	0.00%	10	100.00%	0	0.00%	

RETRIEVED FROM DEMOCRACYDOCKET.COM

Statement of Votes Cast
Shelby County, TN
State and Federal General Election _Municipal Elections
November 6, 2018
SOVC For Jurisdiction Wide, All Counters, All Races
Official Combined Results

	U.S. HOUSE OF REP DIST 9								
	Reg. Voters	Times Counted	Total Votes	Charlotte Bergmann		Steve Cohen		Leo AwGoWhat	
Early Vote	3913	892	832	30	3.61%	796	95.67%	6	0.72%
Provisional	3913	3	3	0	0.00%	3	100.00%	0	0.00%
Total	3913	1696	1579	55	3.48%	1502	95.12%	21	1.33%
06003									
Polling	2379	492	468	10	2.14%	454	97.01%	4	0.85%
Absentee	2379	14	14	1	7.14%	13	92.86%	0	0.00%
Early Vote	2379	624	595	15	2.52%	574	96.47%	6	1.01%
Provisional	2379	4	4	0	0.00%	4	100.00%	0	0.00%
Total	2379	1134	1081	26	2.41%	1045	96.67%	10	0.93%
06005									
Polling	1722	307	288	14	4.86%	271	94.10%	3	1.04%
Absentee	1722	2	2	1	50.00%	1	50.00%	0	0.00%
Early Vote	1722	341	327	13	3.98%	309	94.50%	4	1.22%
Provisional	1722	1	1	0	0.00%	1	100.00%	0	0.00%
Total	1722	651	618	28	4.53%	582	94.17%	7	1.13%
06006									
Polling	2206	410	387	15	3.88%	365	94.32%	5	1.29%
Absentee	2206	15	14	4	28.57%	10	71.43%	0	0.00%
Early Vote	2206	451	428	18	4.21%	410	95.79%	0	0.00%
Provisional	2206	2	1	0	0.00%	1	100.00%	0	0.00%
Total	2206	878	830	37	4.46%	786	94.70%	5	0.60%
06007									
Polling	4382	854	794	44	5.54%	742	93.45%	7	0.88%
Absentee	4382	10	10	0	0.00%	10	100.00%	0	0.00%
Early Vote	4382	1074	1016	48	4.72%	962	94.69%	5	0.49%
Provisional	4382	8	8	0	0.00%	8	100.00%	0	0.00%
Total	4382	1946	1828	92	5.03%	1722	94.20%	12	0.66%
06009									
Polling	2713	443	413	4	0.97%	402	97.34%	7	1.69%
Absentee	2713	8	8	1	12.50%	7	87.50%	0	0.00%
Early Vote	2713	541	516	12	2.33%	501	97.09%	3	0.58%
Provisional	2713	2	2	0	0.00%	2	100.00%	0	0.00%
Total	2713	994	939	17	1.81%	912	97.12%	10	1.06%
06100									
Polling	2252	439	414	7	1.69%	406	98.07%	1	0.24%
Absentee	2252	7	7	0	0.00%	7	100.00%	0	0.00%
Early Vote	2252	404	378	9	2.38%	364	96.30%	4	1.06%
Provisional	2252	0	0	0	-	0	-	0	-
Total	2252	850	799	16	2.00%	777	97.25%	5	0.63%
06200									
Polling	2237	343	322	113	35.09%	204	63.35%	5	1.55%
Absentee	2237	9	7	6	85.71%	1	14.29%	0	0.00%
Early Vote	2237	344	327	143	43.73%	181	55.35%	3	0.92%
Provisional	2237	4	4	1	25.00%	3	75.00%	0	0.00%
Total	2237	700	660	263	39.85%	389	58.94%	8	1.21%
06400									
Polling	-	-	-	-	-	-	-	-	-
Absentee	-	-	-	-	-	-	-	-	-
Early Vote	-	-	-	-	-	-	-	-	-
Provisional	-	-	-	-	-	-	-	-	-
Total	-	-	-	-	-	-	-	-	-
06600									
Polling	4230	791	747	283	37.88%	453	60.64%	11	1.47%
Absentee	4230	20	20	12	60.00%	8	40.00%	0	0.00%
Early Vote	4230	1337	1255	494	39.36%	743	59.20%	16	1.27%
Provisional	4230	6	6	0	0.00%	6	100.00%	0	0.00%
Total	4230	2154	2028	789	38.91%	1210	59.66%	27	1.33%
06701									

RETRIEVED FROM DEMOCRACYDOCKET.COM

Statement of Votes Cast
Shelby County, TN
State and Federal General Election _Municipal Elections
November 6, 2018
SOVC For Jurisdiction Wide, All Counters, All Races
Official Combined Results

	U.S. HOUSE OF REP DIST 9								
	Reg. Voters	Times Counted	Total Votes	Charlotte Bergmann		Steve Cohen		Leo AwGoWhat	
Polling	3458	757	719	368	51.18%	337	46.87%	13	1.81%
Absentee	3458	19	18	6	33.33%	12	66.67%	0	0.00%
Early Vote	3458	1227	1172	550	46.93%	613	52.30%	8	0.68%
Provisional	3458	9	9	5	55.56%	3	33.33%	1	11.11%
Total	3458	2012	1918	929	48.44%	965	50.31%	22	1.15%
06703									
Polling	2151	494	470	298	63.40%	170	36.17%	2	0.43%
Absentee	2151	15	14	5	35.71%	9	64.29%	0	0.00%
Early Vote	2151	910	865	473	54.68%	388	44.86%	4	0.46%
Provisional	2151	7	7	2	28.57%	4	57.14%	1	14.29%
Total	2151	1426	1356	778	57.37%	571	42.11%	7	0.52%
06801									
Polling	134	14	12	4	33.33%	7	58.33%	1	8.33%
Absentee	134	31	28	6	21.43%	21	75.00%	1	3.57%
Early Vote	134	24	23	17	73.91%	6	26.09%	0	0.00%
Provisional	134	1	1	0	0.00%	1	100.00%	0	0.00%
Total	134	70	64	27	42.19%	35	54.69%	2	3.13%
06803									
Polling	-	-	-	-	-	-	-	-	-
Absentee	-	-	-	-	-	-	-	-	-
Early Vote	-	-	-	-	-	-	-	-	-
Provisional	-	-	-	-	-	-	-	-	-
Total	-	-	-	-	-	-	-	-	-
06902									
Polling	2026	311	296	62	20.95%	233	78.72%	1	0.34%
Absentee	2026	5	5	2	40.00%	3	60.00%	0	0.00%
Early Vote	2026	276	264	52	19.70%	211	79.92%	1	0.38%
Provisional	2026	10	10	0	0.00%	10	100.00%	0	0.00%
Total	2026	602	575	116	20.17%	457	79.48%	2	0.35%
07001									
Polling	3295	479	453	35	7.73%	411	90.73%	7	1.55%
Absentee	3295	8	8	3	37.50%	5	62.50%	0	0.00%
Early Vote	3295	673	632	69	10.92%	559	88.45%	4	0.63%
Provisional	3295	1	1	0	0.00%	1	100.00%	0	0.00%
Total	3295	1161	1094	107	9.78%	976	89.21%	11	1.01%
07002									
Polling	3266	464	435	47	10.80%	383	88.05%	5	1.15%
Absentee	3266	11	10	5	50.00%	5	50.00%	0	0.00%
Early Vote	3266	536	497	48	9.66%	446	89.74%	2	0.40%
Provisional	3266	1	1	0	0.00%	0	0.00%	1	100.00%
Total	3266	1012	943	100	10.60%	834	88.44%	8	0.85%
07104									
Polling	5301	770	718	24	3.34%	683	95.13%	10	1.39%
Absentee	5301	7	7	2	28.57%	5	71.43%	0	0.00%
Early Vote	5301	1242	1171	73	6.23%	1092	93.25%	6	0.51%
Provisional	5301	8	7	0	0.00%	7	100.00%	0	0.00%
Total	5301	2027	1903	99	5.20%	1787	93.90%	16	0.84%
07203									
Polling	3883	636	594	30	5.05%	559	94.11%	5	0.84%
Absentee	3883	6	6	2	33.33%	4	66.67%	0	0.00%
Early Vote	3883	910	874	87	9.95%	781	89.36%	6	0.69%
Provisional	3883	5	5	1	20.00%	4	80.00%	0	0.00%
Total	3883	1557	1479	120	8.11%	1348	91.14%	11	0.74%
07207									
Polling	3141	520	499	47	9.42%	449	89.98%	3	0.60%
Absentee	3141	12	12	5	41.67%	7	58.33%	0	0.00%
Early Vote	3141	960	923	109	11.81%	808	87.54%	5	0.54%
Provisional	3141	6	6	1	16.67%	5	83.33%	0	0.00%

RETRIEVED FROM DEMOCRACYDOCKET.COM

Statement of Votes Cast
Shelby County, TN
State and Federal General Election _Municipal Elections
November 6, 2018
SOVC For Jurisdiction Wide, All Counters, All Races
Official Combined Results

	U.S. HOUSE OF REP DIST 9									
	Reg. Voters	Times Counted	Total Votes	Charlotte Bergmann		Steve Cohen		Leo AwGoWhat	
Total	3141	1498	1440	162	11.25%	1269	88.13%	8	0.56%
07301									
Polling	2301	281	266	19	7.14%	243	91.35%	3	1.13%
Absentee	2301	20	20	4	20.00%	15	75.00%	1	5.00%
Early Vote	2301	345	320	22	6.88%	296	92.50%	1	0.31%
Provisional	2301	2	2	0	0.00%	2	100.00%	0	0.00%
Total	2301	648	608	45	7.40%	556	91.45%	5	0.82%
07303									
Polling	3684	585	544	33	6.07%	506	93.01%	5	0.92%
Absentee	3684	7	7	4	57.14%	3	42.86%	0	0.00%
Early Vote	3684	817	768	50	6.51%	714	92.97%	4	0.52%
Provisional	3684	8	8	0	0.00%	8	100.00%	0	0.00%
Total	3684	1417	1327	87	6.56%	1231	92.77%	9	0.68%
07401									
Polling	4325	648	631	57	9.03%	570	90.33%	4	0.63%
Absentee	4325	10	10	1	10.00%	9	90.00%	0	0.00%
Early Vote	4325	1097	1046	98	9.37%	936	89.48%	11	1.05%
Provisional	4325	1	1	0	0.00%	0	0.00%	1	100.00%
Total	4325	1756	1688	156	9.24%	1515	89.75%	16	0.95%
07402									
Polling	3977	594	558	35	6.27%	517	92.65%	5	0.90%
Absentee	3977	13	13	1	7.69%	12	92.31%	0	0.00%
Early Vote	3977	1179	1122	85	7.57%	1032	91.90%	3	0.27%
Provisional	3977	8	7	0	0.00%	6	85.71%	1	14.29%
Total	3977	1794	1701	121	7.11%	1567	92.12%	9	0.53%
07405									
Polling	2970	506	480	67	13.96%	409	85.21%	4	0.83%
Absentee	2970	9	9	5	55.56%	4	44.44%	0	0.00%
Early Vote	2970	828	785	100	12.74%	675	85.99%	10	1.27%
Provisional	2970	5	5	1	20.00%	4	80.00%	0	0.00%
Total	2970	1348	1279	173	13.53%	1092	85.38%	14	1.09%
07409									
Polling	2968	484	455	25	5.49%	426	93.63%	4	0.88%
Absentee	2968	3	3	0	0.00%	3	100.00%	0	0.00%
Early Vote	2968	612	581	42	7.23%	537	92.43%	2	0.34%
Provisional	2968	8	8	0	0.00%	8	100.00%	0	0.00%
Total	2968	1107	1047	67	6.40%	974	93.03%	6	0.57%
07501									
Polling	2511	358	338	7	2.07%	328	97.04%	3	0.89%
Absentee	2511	11	10	0	0.00%	10	100.00%	0	0.00%
Early Vote	2511	688	652	23	3.53%	623	95.55%	4	0.61%
Provisional	2511	2	2	0	0.00%	2	100.00%	0	0.00%
Total	2511	1059	1002	30	2.99%	963	96.11%	7	0.70%
07506									
Polling	4668	781	740	17	2.30%	716	96.76%	6	0.81%
Absentee	4668	10	10	0	0.00%	10	100.00%	0	0.00%
Early Vote	4668	1387	1312	16	1.22%	1282	97.71%	12	0.91%
Provisional	4668	6	6	1	16.67%	5	83.33%	0	0.00%
Total	4668	2184	2068	34	1.64%	2013	97.34%	18	0.87%
07507									
Polling	4265	648	610	15	2.46%	588	96.39%	7	1.15%
Absentee	4265	17	17	0	0.00%	17	100.00%	0	0.00%
Early Vote	4265	1107	1036	14	1.35%	1015	97.97%	7	0.68%
Provisional	4265	0	0	0	-	0	-	0	-
Total	4265	1772	1663	29	1.74%	1620	97.41%	14	0.84%
07511									
Polling	3998	682	644	20	3.11%	617	95.81%	6	0.93%
Absentee	3998	21	21	1	4.76%	20	95.24%	0	0.00%

RETRIEVED FROM DEMOCRACYDOCKET.COM

Statement of Votes Cast
Shelby County, TN
State and Federal General Election _Municipal Elections
November 6, 2018
SOVC For Jurisdiction Wide, All Counters, All Races
Official Combined Results

	U.S. HOUSE OF REP DIST 9									
	Reg. Voters	Times Counted	Total Votes	Charlotte Bergmann		Steve Cohen		Leo AwGoWhat		
Early Vote	3998	1405	1321	27	2.04%	1280	96.90%	12	0.91%	
Provisional	3998	5	5	0	0.00%	5	100.00%	0	0.00%	
Total	3998	2113	1991	48	2.41%	1922	96.53%	18	0.90%	
07604										
Polling	2705	474	452	17	3.76%	430	95.13%	5	1.11%	
Absentee	2705	12	12	0	0.00%	12	100.00%	0	0.00%	
Early Vote	2705	950	892	14	1.57%	870	97.53%	8	0.90%	
Provisional	2705	3	3	0	0.00%	3	100.00%	0	0.00%	
Total	2705	1439	1359	31	2.28%	1315	96.76%	13	0.96%	
07605										
Polling	2560	351	335	8	2.39%	323	96.42%	3	0.90%	
Absentee	2560	6	6	0	0.00%	6	100.00%	0	0.00%	
Early Vote	2560	753	700	6	0.86%	691	98.71%	3	0.43%	
Provisional	2560	7	7	0	0.00%	7	100.00%	0	0.00%	
Total	2560	1117	1048	14	1.34%	1027	98.00%	6	0.57%	
07606										
Polling	3910	620	584	13	2.23%	568	97.26%	3	0.51%	
Absentee	3910	17	17	5	29.41%	11	64.71%	1	5.88%	
Early Vote	3910	1191	1130	17	1.50%	1102	97.52%	11	0.97%	
Provisional	3910	2	2	0	0.00%	2	100.00%	0	0.00%	
Total	3910	1830	1733	35	2.02%	1683	97.11%	15	0.87%	
07701										
Polling	3935	576	542	17	3.13%	516	95.03%	9	1.66%	
Absentee	3935	17	17	2	11.76%	15	88.24%	0	0.00%	
Early Vote	3935	1434	1349	40	2.97%	1292	95.77%	16	1.19%	
Provisional	3935	2	2	0	0.00%	2	100.00%	0	0.00%	
Total	3935	2029	1911	59	3.09%	1825	95.50%	25	1.31%	
07703										
Polling	3193	432	413	23	5.57%	383	92.74%	7	1.69%	
Absentee	3193	23	23	4	17.39%	19	82.61%	0	0.00%	
Early Vote	3193	996	948	31	3.27%	909	95.89%	8	0.84%	
Provisional	3193	3	3	0	0.00%	3	100.00%	0	0.00%	
Total	3193	1454	1387	58	4.18%	1314	94.74%	15	1.08%	
07803										
Polling	4069	488	468	18	3.85%	442	94.44%	6	1.28%	
Absentee	4069	15	15	3	20.00%	12	80.00%	0	0.00%	
Early Vote	4069	1090	1022	30	2.94%	984	96.28%	4	0.39%	
Provisional	4069	7	7	0	0.00%	7	100.00%	0	0.00%	
Total	4069	1600	1512	51	3.37%	1445	95.57%	10	0.66%	
07901										
Polling	5290	683	639	23	3.60%	609	95.31%	7	1.10%	
Absentee	5290	82	82	6	7.32%	74	90.24%	2	2.44%	
Early Vote	5290	1296	1217	43	3.53%	1161	95.40%	12	0.99%	
Provisional	5290	13	13	0	0.00%	13	100.00%	0	0.00%	
Total	5290	2074	1951	72	3.69%	1857	95.18%	21	1.08%	
07902										
Polling	3020	524	496	19	3.83%	471	94.96%	6	1.21%	
Absentee	3020	15	15	3	20.00%	12	80.00%	0	0.00%	
Early Vote	3020	1114	1062	24	2.26%	1032	97.18%	5	0.47%	
Provisional	3020	5	5	0	0.00%	5	100.00%	0	0.00%	
Total	3020	1658	1578	46	2.92%	1520	96.32%	11	0.70%	
07903										
Polling	3891	718	693	46	6.64%	645	93.07%	1	0.14%	
Absentee	3891	11	11	0	0.00%	11	100.00%	0	0.00%	
Early Vote	3891	1128	1078	21	1.95%	1043	96.75%	13	1.21%	
Provisional	3891	2	2	0	0.00%	2	100.00%	0	0.00%	
Total	3891	1859	1784	67	3.76%	1701	95.35%	14	0.78%	
07907										

RETRIEVED FROM DEMOCRACYDOCKET.COM

Statement of Votes Cast
Shelby County, TN
State and Federal General Election _Municipal Elections
November 6, 2018
SOVC For Jurisdiction Wide, All Counters, All Races
Official Combined Results

	U.S. HOUSE OF REP DIST 9								
	Reg. Voters	Times Counted	Total Votes	Charlotte Bergmann		Steve Cohen		Leo AwGoWhat	
Polling	2602	394	379	17	4.49%	358	94.46%	3	0.79%
Absentee	2602	5	5	0	0.00%	5	100.00%	0	0.00%
Early Vote	2602	793	748	18	2.41%	724	96.79%	5	0.67%
Provisional	2602	2	2	0	0.00%	2	100.00%	0	0.00%
Total	2602	1194	1134	35	3.09%	1089	96.03%	8	0.71%
08002									
Polling	-	-	-	-	-	-	-	-	-
Absentee	-	-	-	-	-	-	-	-	-
Early Vote	-	-	-	-	-	-	-	-	-
Provisional	-	-	-	-	-	-	-	-	-
Total	-	-	-	-	-	-	-	-	-
08101									
Polling	907	109	104	18	17.31%	84	80.77%	1	0.96%
Absentee	907	14	13	5	38.46%	8	61.54%	0	0.00%
Early Vote	907	241	231	70	30.30%	158	68.40%	3	1.30%
Provisional	907	3	3	0	0.00%	3	100.00%	0	0.00%
Total	907	367	351	93	26.50%	253	72.08%	4	1.14%
08103									
Polling	103	18	18	9	50.00%	9	50.00%	0	0.00%
Absentee	103	16	16	6	37.50%	10	62.50%	0	0.00%
Early Vote	103	48	44	18	40.91%	26	59.09%	0	0.00%
Provisional	103	0	0	0	-	0	-	0	-
Total	103	82	78	33	42.31%	45	57.69%	0	0.00%
08105									
Polling	2960	566	544	116	21.32%	423	77.76%	4	0.74%
Absentee	2960	53	53	13	24.53%	39	73.58%	1	1.89%
Early Vote	2960	958	929	172	18.51%	750	80.73%	7	0.75%
Provisional	2960	6	6	1	16.67%	5	83.33%	0	0.00%
Total	2960	1583	1532	302	19.71%	1217	79.44%	12	0.78%
08107									
Polling	5186	1051	1006	336	33.40%	662	65.81%	7	0.70%
Absentee	5186	50	49	12	24.49%	36	73.47%	1	2.04%
Early Vote	5186	1555	1499	482	32.15%	1008	67.24%	9	0.60%
Provisional	5186	3	3	1	33.33%	2	66.67%	0	0.00%
Total	5186	2659	2557	831	32.50%	1708	66.80%	17	0.66%
08202									
Polling	1064	224	209	26	12.44%	181	86.60%	2	0.96%
Absentee	1064	3	3	0	0.00%	3	100.00%	0	0.00%
Early Vote	1064	310	295	16	5.42%	275	93.22%	4	1.36%
Provisional	1064	5	5	0	0.00%	5	100.00%	0	0.00%
Total	1064	542	512	42	8.20%	464	90.63%	6	1.17%
08300									
Polling	1501	227	217	21	9.68%	195	89.86%	1	0.46%
Absentee	1501	2	2	0	0.00%	2	100.00%	0	0.00%
Early Vote	1501	290	271	25	9.23%	246	90.77%	0	0.00%
Provisional	1501	0	0	0	-	0	-	0	-
Total	1501	519	490	46	9.39%	443	90.41%	1	0.20%
08402									
Polling	1062	191	179	7	3.91%	171	95.53%	1	0.56%
Absentee	1062	2	2	0	0.00%	2	100.00%	0	0.00%
Early Vote	1062	317	301	10	3.32%	289	96.01%	2	0.66%
Provisional	1062	3	3	1	33.33%	2	66.67%	0	0.00%
Total	1062	513	485	18	3.71%	464	95.67%	3	0.62%
08600									
Polling	4282	629	600	59	9.83%	537	89.50%	3	0.50%
Absentee	4282	26	26	6	23.08%	20	76.92%	0	0.00%
Early Vote	4282	1342	1261	158	12.53%	1091	86.52%	12	0.95%
Provisional	4282	5	5	1	20.00%	4	80.00%	0	0.00%

RETRIEVED FROM DEMOCRACYDOCKET.COM

Statement of Votes Cast
Shelby County, TN
State and Federal General Election _Municipal Elections
November 6, 2018
SOVC For Jurisdiction Wide, All Counters, All Races
Official Combined Results

	U.S. HOUSE OF REP DIST 9									
	Reg. Voters	Times Counted	Total Votes	Charlotte Bergmann		Steve Cohen		Leo AwGoWhat	
Total	4282	2002	1892	224	11.84%	1652	87.32%	15	0.79%
08702									
Polling	2964	481	462	39	8.44%	420	90.91%	1	0.22%
Absentee	2964	6	6	0	0.00%	6	100.00%	0	0.00%
Early Vote	2964	902	871	62	7.12%	803	92.19%	6	0.69%
Provisional	2964	8	8	1	12.50%	7	87.50%	0	0.00%
Total	2964	1397	1347	102	7.57%	1236	91.76%	7	0.52%
08703									
Polling	4707	834	794	156	19.65%	630	79.35%	8	1.01%
Absentee	4707	17	17	5	29.41%	12	70.59%	0	0.00%
Early Vote	4707	1516	1432	292	20.39%	1128	78.77%	12	0.84%
Provisional	4707	8	8	0	0.00%	8	100.00%	0	0.00%
Total	4707	2375	2251	453	20.12%	1778	78.99%	20	0.89%
08704									
Polling	8	3	3	2	66.67%	1	33.33%	0	0.00%
Absentee	8	1	1	1	100.00%	0	0.00%	0	0.00%
Early Vote	8	0	0	0	-	0	-	0	-
Provisional	8	0	0	0	-	0	-	0	-
Total	8	4	4	3	75.00%	1	25.00%	0	0.00%
08802									
Polling	1798	393	381	72	18.90%	308	80.84%	1	0.26%
Absentee	1798	13	13	3	23.08%	10	76.92%	0	0.00%
Early Vote	1798	559	537	97	18.06%	438	81.56%	1	0.19%
Provisional	1798	1	1	1	100.00%	0	0.00%	0	0.00%
Total	1798	966	932	173	18.56%	756	81.12%	2	0.21%
08803									
Polling	4812	710	676	115	17.01%	555	82.10%	4	0.59%
Absentee	4812	19	19	9	47.37%	10	52.63%	0	0.00%
Early Vote	4812	844	816	152	18.63%	657	80.51%	7	0.86%
Provisional	4812	6	6	0	0.00%	6	100.00%	0	0.00%
Total	4812	1579	1517	276	18.19%	1228	80.95%	11	0.73%
08804									
Polling	2353	367	347	41	11.82%	302	87.03%	4	1.15%
Absentee	2353	6	5	3	60.00%	2	40.00%	0	0.00%
Early Vote	2353	463	432	46	10.65%	385	89.12%	1	0.23%
Provisional	2353	3	3	0	0.00%	3	100.00%	0	0.00%
Total	2353	839	787	90	11.44%	692	87.93%	5	0.64%
08901									
Polling	2588	449	433	183	42.26%	245	56.58%	5	1.15%
Absentee	2588	14	14	6	42.86%	8	57.14%	0	0.00%
Early Vote	2588	555	532	195	36.65%	333	62.59%	3	0.56%
Provisional	2588	16	16	1	6.25%	14	87.50%	1	6.25%
Total	2588	1034	995	385	38.69%	600	60.30%	9	0.90%
08902									
Polling	3379	760	731	230	31.46%	490	67.03%	10	1.37%
Absentee	3379	10	9	0	0.00%	8	88.89%	1	11.11%
Early Vote	3379	654	622	179	28.78%	436	70.10%	6	0.96%
Provisional	3379	16	16	3	18.75%	12	75.00%	1	6.25%
Total	3379	1440	1378	412	29.90%	946	68.65%	18	1.31%
09002									
Polling	4404	676	641	54	8.42%	585	91.26%	2	0.31%
Absentee	4404	11	11	6	54.55%	5	45.45%	0	0.00%
Early Vote	4404	905	848	83	9.79%	753	88.80%	10	1.18%
Provisional	4404	8	8	1	12.50%	7	87.50%	0	0.00%
Total	4404	1600	1508	144	9.55%	1350	89.52%	12	0.80%
09003									
Polling	3314	565	529	29	5.48%	495	93.57%	5	0.95%
Absentee	3314	12	12	6	50.00%	6	50.00%	0	0.00%

RETRIEVED FROM DEMOCRACYDOCKET.COM

Statement of Votes Cast
Shelby County, TN
State and Federal General Election _Municipal Elections
November 6, 2018
SOVC For Jurisdiction Wide, All Counters, All Races
Official Combined Results

	U.S. HOUSE OF REP DIST 9								
	Reg. Voters	Times Counted	Total Votes	Charlotte Bergmann		Steve Cohen		Leo AwGoWhat	
Early Vote	3314	904	859	100	11.64%	750	87.31%	8	0.93%
Provisional	3314	1	1	0	0.00%	1	100.00%	0	0.00%
Total	3314	1482	1401	135	9.64%	1252	89.36%	13	0.93%
09101									
Polling	5085	825	795	347	43.65%	444	55.85%	4	0.50%
Absentee	5085	66	66	23	34.85%	42	63.64%	1	1.52%
Early Vote	5085	1787	1725	738	42.78%	967	56.06%	15	0.87%
Provisional	5085	16	16	5	31.25%	11	68.75%	0	0.00%
Total	5085	2694	2602	1113	42.77%	1464	56.26%	20	0.77%
09102									
Polling	4410	754	731	314	42.95%	413	56.50%	3	0.41%
Absentee	4410	65	62	31	50.00%	29	46.77%	2	3.23%
Early Vote	4410	1573	1523	596	39.13%	920	60.41%	6	0.39%
Provisional	4410	7	7	3	42.86%	4	57.14%	0	0.00%
Total	4410	2399	2323	944	40.64%	1366	58.80%	11	0.47%
09104									
Polling	3020	584	559	242	43.29%	315	56.35%	2	0.36%
Absentee	3020	17	17	5	29.41%	12	70.59%	0	0.00%
Early Vote	3020	1080	1041	489	46.97%	546	52.45%	5	0.48%
Provisional	3020	6	6	1	16.67%	5	83.33%	0	0.00%
Total	3020	1687	1623	737	45.41%	878	54.10%	7	0.43%
09201									
Polling	1634	273	255	14	5.49%	239	93.73%	2	0.78%
Absentee	1634	1	1	0	0.00%	1	100.00%	0	0.00%
Early Vote	1634	368	349	9	2.58%	337	96.56%	2	0.57%
Provisional	1634	4	4	1	25.00%	3	75.00%	0	0.00%
Total	1634	646	609	24	3.94%	580	95.24%	4	0.66%
09301									
Polling	3545	563	535	43	8.04%	490	91.59%	2	0.37%
Absentee	3545	2	2	0	0.00%	2	100.00%	0	0.00%
Early Vote	3545	675	643	31	4.82%	605	94.09%	7	1.09%
Provisional	3545	3	3	0	0.00%	3	100.00%	0	0.00%
Total	3545	1243	1183	74	6.26%	1100	92.98%	9	0.76%
09303									
Polling	3179	367	354	36	10.17%	315	88.98%	3	0.85%
Absentee	3179	123	119	79	66.39%	40	33.61%	0	0.00%
Early Vote	3179	542	503	96	19.09%	400	79.52%	6	1.19%
Provisional	3179	5	5	0	0.00%	5	100.00%	0	0.00%
Total	3179	1037	981	211	21.51%	760	77.47%	9	0.92%
09403									
Polling	4463	751	718	48	6.69%	662	92.20%	7	0.97%
Absentee	4463	19	19	1	5.26%	18	94.74%	0	0.00%
Early Vote	4463	1234	1178	84	7.13%	1085	92.11%	9	0.76%
Provisional	4463	7	7	1	14.29%	6	85.71%	0	0.00%
Total	4463	2011	1922	134	6.97%	1771	92.14%	16	0.83%
09406									
Polling	2437	515	487	32	6.57%	452	92.81%	2	0.41%
Absentee	2437	5	5	2	40.00%	3	60.00%	0	0.00%
Early Vote	2437	555	530	35	6.60%	487	91.89%	8	1.51%
Provisional	2437	5	5	0	0.00%	5	100.00%	0	0.00%
Total	2437	1080	1027	69	6.72%	947	92.21%	10	0.97%
09407									
Polling	5534	1000	954	61	6.39%	882	92.45%	10	1.05%
Absentee	5534	16	16	3	18.75%	13	81.25%	0	0.00%
Early Vote	5534	1176	1121	74	6.60%	1038	92.60%	9	0.80%
Provisional	5534	0	0	0	-	0	-	0	-
Total	5534	2192	2091	138	6.60%	1933	92.44%	19	0.91%
09408									

RETRIEVED FROM DEMOCRACYDOCKET.COM

Statement of Votes Cast
Shelby County, TN
State and Federal General Election _Municipal Elections
November 6, 2018
SOVC For Jurisdiction Wide, All Counters, All Races
Official Combined Results

	U.S. HOUSE OF REP DIST 9								
	Reg. Voters	Times Counted	Total Votes	Charlotte Bergmann		Steve Cohen		Leo AwGoWhat	
Polling	3276	666	624	64	10.26%	552	88.46%	4	0.64%
Absentee	3276	14	14	2	14.29%	12	85.71%	0	0.00%
Early Vote	3276	1079	1041	96	9.22%	940	90.30%	4	0.38%
Provisional	3276	3	3	1	33.33%	2	66.67%	0	0.00%
Total	3276	1762	1682	163	9.69%	1506	89.54%	8	0.48%
09501									
Polling	4147	881	853	299	35.05%	541	63.42%	13	1.52%
Absentee	4147	21	20	8	40.00%	12	60.00%	0	0.00%
Early Vote	4147	1177	1137	441	38.79%	688	60.51%	7	0.62%
Provisional	4147	8	8	2	25.00%	6	75.00%	0	0.00%
Total	4147	2087	2018	750	37.17%	1247	61.79%	20	0.99%
09505									
Polling	3166	679	653	290	44.41%	351	53.75%	9	1.38%
Absentee	3166	22	22	10	45.45%	12	54.55%	0	0.00%
Early Vote	3166	1140	1104	534	48.37%	568	51.45%	2	0.18%
Provisional	3166	18	18	4	22.22%	13	72.22%	1	5.56%
Total	3166	1859	1797	838	46.63%	944	52.53%	12	0.67%
09506									
Polling	3375	558	542	195	35.98%	343	63.28%	4	0.74%
Absentee	3375	21	21	7	33.33%	13	61.90%	0	0.00%
Early Vote	3375	1144	1104	449	40.67%	648	58.70%	6	0.54%
Provisional	3375	5	5	1	20.00%	4	80.00%	0	0.00%
Total	3375	1728	1672	652	39.00%	1008	60.29%	10	0.60%
09507									
Polling	2886	517	485	179	36.91%	297	61.24%	7	1.44%
Absentee	2886	15	15	6	40.00%	9	60.00%	0	0.00%
Early Vote	2886	895	862	328	38.05%	530	61.48%	3	0.35%
Provisional	2886	6	6	2	33.33%	4	66.67%	0	0.00%
Total	2886	1433	1368	515	37.65%	840	61.40%	10	0.73%
09508									
Polling	4475	720	697	217	31.13%	478	68.58%	2	0.29%
Absentee	4475	32	31	13	41.94%	17	54.84%	1	3.23%
Early Vote	4475	1816	1769	673	38.04%	1090	61.62%	3	0.17%
Provisional	4475	8	8	2	25.00%	6	75.00%	0	0.00%
Total	4475	2576	2505	905	36.13%	1591	63.51%	6	0.24%
09601									
Polling	3577	691	673	197	29.27%	467	69.39%	6	0.89%
Absentee	3577	15	15	4	26.67%	11	73.33%	0	0.00%
Early Vote	3577	1118	1085	349	32.17%	728	67.10%	6	0.55%
Provisional	3577	3	3	0	0.00%	3	100.00%	0	0.00%
Total	3577	1827	1776	550	30.97%	1209	68.07%	12	0.68%
09602									
Polling	4305	825	798	320	40.10%	468	58.65%	9	1.13%
Absentee	4305	31	31	22	70.97%	9	29.03%	0	0.00%
Early Vote	4305	1433	1385	599	43.25%	778	56.17%	5	0.36%
Provisional	4305	11	11	7	63.64%	4	36.36%	0	0.00%
Total	4305	2300	2225	948	42.61%	1259	56.58%	14	0.63%
ARL01									
Polling	-	-	-	-	-	-	-	-	-
Absentee	-	-	-	-	-	-	-	-	-
Early Vote	-	-	-	-	-	-	-	-	-
Provisional	-	-	-	-	-	-	-	-	-
Total	-	-	-	-	-	-	-	-	-
ARL02									
Polling	-	-	-	-	-	-	-	-	-
Absentee	-	-	-	-	-	-	-	-	-
Early Vote	-	-	-	-	-	-	-	-	-
Provisional	-	-	-	-	-	-	-	-	-

RETRIEVED FROM DEMOCRACYDOCKET.COM

Statement of Votes Cast
Shelby County, TN
State and Federal General Election _Municipal Elections
November 6, 2018
SOVC For Jurisdiction Wide, All Counters, All Races
Official Combined Results

	U.S. HOUSE OF REP DIST 9								
	Reg. Voters	Times Counted	Total Votes	Charlotte Bergmann		Steve Cohen		Leo AwGoWhat	
Total	-	-	-	-	-	-	-	-	-
BAR03									
Polling	-	-	-	-	-	-	-	-	-
Absentee	-	-	-	-	-	-	-	-	-
Early Vote	-	-	-	-	-	-	-	-	-
Provisional	-	-	-	-	-	-	-	-	-
Total	-	-	-	-	-	-	-	-	-
BAR04									
Polling	-	-	-	-	-	-	-	-	-
Absentee	-	-	-	-	-	-	-	-	-
Early Vote	-	-	-	-	-	-	-	-	-
Provisional	-	-	-	-	-	-	-	-	-
Total	-	-	-	-	-	-	-	-	-
BAR05									
Polling	-	-	-	-	-	-	-	-	-
Absentee	-	-	-	-	-	-	-	-	-
Early Vote	-	-	-	-	-	-	-	-	-
Provisional	-	-	-	-	-	-	-	-	-
Total	-	-	-	-	-	-	-	-	-
BAR06									
Polling	-	-	-	-	-	-	-	-	-
Absentee	-	-	-	-	-	-	-	-	-
Early Vote	-	-	-	-	-	-	-	-	-
Provisional	-	-	-	-	-	-	-	-	-
Total	-	-	-	-	-	-	-	-	-
BAR08									
Polling	-	-	-	-	-	-	-	-	-
Absentee	-	-	-	-	-	-	-	-	-
Early Vote	-	-	-	-	-	-	-	-	-
Provisional	-	-	-	-	-	-	-	-	-
Total	-	-	-	-	-	-	-	-	-
BAR09									
Polling	-	-	-	-	-	-	-	-	-
Absentee	-	-	-	-	-	-	-	-	-
Early Vote	-	-	-	-	-	-	-	-	-
Provisional	-	-	-	-	-	-	-	-	-
Total	-	-	-	-	-	-	-	-	-
BAR11									
Polling	-	-	-	-	-	-	-	-	-
Absentee	-	-	-	-	-	-	-	-	-
Early Vote	-	-	-	-	-	-	-	-	-
Provisional	-	-	-	-	-	-	-	-	-
Total	-	-	-	-	-	-	-	-	-
BAR13									
Polling	-	-	-	-	-	-	-	-	-
Absentee	-	-	-	-	-	-	-	-	-
Early Vote	-	-	-	-	-	-	-	-	-
Provisional	-	-	-	-	-	-	-	-	-
Total	-	-	-	-	-	-	-	-	-
BRU01									
Polling	-	-	-	-	-	-	-	-	-
Absentee	-	-	-	-	-	-	-	-	-
Early Vote	-	-	-	-	-	-	-	-	-
Provisional	-	-	-	-	-	-	-	-	-
Total	-	-	-	-	-	-	-	-	-
BRU02									
Polling	-	-	-	-	-	-	-	-	-
Absentee	-	-	-	-	-	-	-	-	-

RETRIEVED FROM DEMOCRACYDOCKET.COM

Statement of Votes Cast
Shelby County, TN
State and Federal General Election _Municipal Elections
November 6, 2018
SOVC For Jurisdiction Wide, All Counters, All Races
Official Combined Results

	U.S. HOUSE OF REP DIST 9								
	Reg. Voters	Times Counted	Total Votes	Charlotte Bergmann		Steve Cohen		Leo AwGoWhat	
Early Vote	-	-	-	-	-	-	-	-	-
Provisional	-	-	-	-	-	-	-	-	-
Total	-	-	-	-	-	-	-	-	-
COL01									
Polling	-	-	-	-	-	-	-	-	-
Absentee	-	-	-	-	-	-	-	-	-
Early Vote	-	-	-	-	-	-	-	-	-
Provisional	-	-	-	-	-	-	-	-	-
Total	-	-	-	-	-	-	-	-	-
COL02									
Polling	-	-	-	-	-	-	-	-	-
Absentee	-	-	-	-	-	-	-	-	-
Early Vote	-	-	-	-	-	-	-	-	-
Provisional	-	-	-	-	-	-	-	-	-
Total	-	-	-	-	-	-	-	-	-
COL03									
Polling	-	-	-	-	-	-	-	-	-
Absentee	-	-	-	-	-	-	-	-	-
Early Vote	-	-	-	-	-	-	-	-	-
Provisional	-	-	-	-	-	-	-	-	-
Total	-	-	-	-	-	-	-	-	-
COL04									
Polling	-	-	-	-	-	-	-	-	-
Absentee	-	-	-	-	-	-	-	-	-
Early Vote	-	-	-	-	-	-	-	-	-
Provisional	-	-	-	-	-	-	-	-	-
Total	-	-	-	-	-	-	-	-	-
COL05									
Polling	-	-	-	-	-	-	-	-	-
Absentee	-	-	-	-	-	-	-	-	-
Early Vote	-	-	-	-	-	-	-	-	-
Provisional	-	-	-	-	-	-	-	-	-
Total	-	-	-	-	-	-	-	-	-
COL06									
Polling	-	-	-	-	-	-	-	-	-
Absentee	-	-	-	-	-	-	-	-	-
Early Vote	-	-	-	-	-	-	-	-	-
Provisional	-	-	-	-	-	-	-	-	-
Total	-	-	-	-	-	-	-	-	-
COL07									
Polling	-	-	-	-	-	-	-	-	-
Absentee	-	-	-	-	-	-	-	-	-
Early Vote	-	-	-	-	-	-	-	-	-
Provisional	-	-	-	-	-	-	-	-	-
Total	-	-	-	-	-	-	-	-	-
COL08									
Polling	-	-	-	-	-	-	-	-	-
Absentee	-	-	-	-	-	-	-	-	-
Early Vote	-	-	-	-	-	-	-	-	-
Provisional	-	-	-	-	-	-	-	-	-
Total	-	-	-	-	-	-	-	-	-
COL09									
Polling	-	-	-	-	-	-	-	-	-
Absentee	-	-	-	-	-	-	-	-	-
Early Vote	-	-	-	-	-	-	-	-	-
Provisional	-	-	-	-	-	-	-	-	-
Total	-	-	-	-	-	-	-	-	-
COR03									

RETRIEVED FROM DEMOCRACYDOCKET.COM

Statement of Votes Cast
Shelby County, TN
State and Federal General Election _Municipal Elections
November 6, 2018
SOVC For Jurisdiction Wide, All Counters, All Races
Official Combined Results

	U.S. HOUSE OF REP DIST 9								
	Reg. Voters	Times Counted	Total Votes	Charlotte Bergmann		Steve Cohen		Leo AwGoWhat	
Polling	5214	961	939	405	43.13%	519	55.27%	14	1.49%
Absentee	5214	29	29	18	62.07%	11	37.93%	0	0.00%
Early Vote	5214	2136	2080	760	36.54%	1308	62.88%	12	0.58%
Provisional	5214	9	9	3	33.33%	6	66.67%	0	0.00%
Total	5214	3135	3057	1186	38.80%	1844	60.32%	26	0.85%
COR04									
Polling	2147	282	278	115	41.37%	159	57.19%	3	1.08%
Absentee	2147	34	33	16	48.48%	17	51.52%	0	0.00%
Early Vote	2147	830	799	338	42.30%	454	56.82%	7	0.88%
Provisional	2147	4	4	0	0.00%	4	100.00%	0	0.00%
Total	2147	1150	1114	469	42.10%	634	56.91%	10	0.90%
COR05									
Polling	3857	845	818	224	27.38%	588	71.88%	6	0.73%
Absentee	3857	13	13	3	23.08%	10	76.92%	0	0.00%
Early Vote	3857	1054	1031	260	25.22%	766	74.30%	4	0.39%
Provisional	3857	11	11	2	18.18%	9	81.82%	0	0.00%
Total	3857	1923	1873	489	26.11%	1373	73.30%	10	0.53%
EAD00									
Polling	-	-	-	-	-	-	-	-	-
Absentee	-	-	-	-	-	-	-	-	-
Early Vote	-	-	-	-	-	-	-	-	-
Provisional	-	-	-	-	-	-	-	-	-
Total	-	-	-	-	-	-	-	-	-
FOR01									
Polling	1809	319	300	91	30.33%	208	69.33%	1	0.33%
Absentee	1809	16	16	10	62.50%	6	37.50%	0	0.00%
Early Vote	1809	557	542	169	31.18%	368	67.90%	4	0.74%
Provisional	1809	1	1	0	0.00%	1	100.00%	0	0.00%
Total	1809	893	859	270	31.43%	583	67.87%	5	0.58%
FOR02									
Polling	-	-	-	-	-	-	-	-	-
Absentee	-	-	-	-	-	-	-	-	-
Early Vote	-	-	-	-	-	-	-	-	-
Provisional	-	-	-	-	-	-	-	-	-
Total	-	-	-	-	-	-	-	-	-
FOR03									
Polling	4129	823	793	90	11.35%	699	88.15%	2	0.25%
Absentee	4129	15	15	0	0.00%	15	100.00%	0	0.00%
Early Vote	4129	1429	1394	145	10.40%	1238	88.81%	10	0.72%
Provisional	4129	4	4	0	0.00%	4	100.00%	0	0.00%
Total	4129	2271	2206	235	10.65%	1956	88.67%	12	0.54%
GER02									
Polling	-	-	-	-	-	-	-	-	-
Absentee	-	-	-	-	-	-	-	-	-
Early Vote	-	-	-	-	-	-	-	-	-
Provisional	-	-	-	-	-	-	-	-	-
Total	-	-	-	-	-	-	-	-	-
GER03									
Polling	-	-	-	-	-	-	-	-	-
Absentee	-	-	-	-	-	-	-	-	-
Early Vote	-	-	-	-	-	-	-	-	-
Provisional	-	-	-	-	-	-	-	-	-
Total	-	-	-	-	-	-	-	-	-
GER04									
Polling	-	-	-	-	-	-	-	-	-
Absentee	-	-	-	-	-	-	-	-	-
Early Vote	-	-	-	-	-	-	-	-	-
Provisional	-	-	-	-	-	-	-	-	-

RETRIEVED FROM DEMOCRACYDOCKET.COM

Statement of Votes Cast
Shelby County, TN
State and Federal General Election _Municipal Elections
November 6, 2018
SOVC For Jurisdiction Wide, All Counters, All Races
Official Combined Results

	U.S. HOUSE OF REP DIST 9								
	Reg. Voters	Times Counted	Total Votes	Charlotte Bergmann		Steve Cohen		Leo AwGoWhat	
Total	-	-	-	-	-	-	-	-	-
GER05									
Polling	-	-	-	-	-	-	-	-	-
Absentee	-	-	-	-	-	-	-	-	-
Early Vote	-	-	-	-	-	-	-	-	-
Provisional	-	-	-	-	-	-	-	-	-
Total	-	-	-	-	-	-	-	-	-
GER06									
Polling	494	66	66	9	13.64%	56	84.85%	1	1.52%
Absentee	494	11	9	5	55.56%	4	44.44%	0	0.00%
Early Vote	494	84	82	12	14.63%	70	85.37%	0	0.00%
Provisional	494	2	2	0	0.00%	2	100.00%	0	0.00%
Total	494	163	159	26	16.35%	132	83.02%	1	0.63%
GER08									
Polling	-	-	-	-	-	-	-	-	-
Absentee	-	-	-	-	-	-	-	-	-
Early Vote	-	-	-	-	-	-	-	-	-
Provisional	-	-	-	-	-	-	-	-	-
Total	-	-	-	-	-	-	-	-	-
GER10									
Polling	-	-	-	-	-	-	-	-	-
Absentee	-	-	-	-	-	-	-	-	-
Early Vote	-	-	-	-	-	-	-	-	-
Provisional	-	-	-	-	-	-	-	-	-
Total	-	-	-	-	-	-	-	-	-
GER11									
Polling	-	-	-	-	-	-	-	-	-
Absentee	-	-	-	-	-	-	-	-	-
Early Vote	-	-	-	-	-	-	-	-	-
Provisional	-	-	-	-	-	-	-	-	-
Total	-	-	-	-	-	-	-	-	-
GER12									
Polling	-	-	-	-	-	-	-	-	-
Absentee	-	-	-	-	-	-	-	-	-
Early Vote	-	-	-	-	-	-	-	-	-
Provisional	-	-	-	-	-	-	-	-	-
Total	-	-	-	-	-	-	-	-	-
LAK01									
Polling	-	-	-	-	-	-	-	-	-
Absentee	-	-	-	-	-	-	-	-	-
Early Vote	-	-	-	-	-	-	-	-	-
Provisional	-	-	-	-	-	-	-	-	-
Total	-	-	-	-	-	-	-	-	-
LAK02									
Polling	-	-	-	-	-	-	-	-	-
Absentee	-	-	-	-	-	-	-	-	-
Early Vote	-	-	-	-	-	-	-	-	-
Provisional	-	-	-	-	-	-	-	-	-
Total	-	-	-	-	-	-	-	-	-
LUC01									
Polling	1383	328	308	187	60.71%	117	37.99%	4	1.30%
Absentee	1383	8	8	5	62.50%	3	37.50%	0	0.00%
Early Vote	1383	495	471	264	56.05%	205	43.52%	2	0.42%
Provisional	1383	4	4	2	50.00%	2	50.00%	0	0.00%
Total	1383	835	791	458	57.90%	327	41.34%	6	0.76%
LUC03									
Polling	1687	287	279	110	39.43%	165	59.14%	4	1.43%
Absentee	1687	6	6	1	16.67%	5	83.33%	0	0.00%

RETRIEVED FROM DEMOCRACYDOCKET.COM

Statement of Votes Cast
Shelby County, TN
State and Federal General Election _Municipal Elections
November 6, 2018
SOVC For Jurisdiction Wide, All Counters, All Races
Official Combined Results

	U.S. HOUSE OF REP DIST 9									
	Reg. Voters	Times Counted	Total Votes	Charlotte Bergmann		Steve Cohen		Leo AwGoWhat		
Early Vote	1687	511	488	208	42.62%	278	56.97%	2	0.41%	
Provisional	1687	2	2	0	0.00%	2	100.00%	0	0.00%	
Total	1687	806	775	319	41.16%	450	58.06%	6	0.77%	
MCC00										
Polling	2400	415	393	114	29.01%	276	70.23%	3	0.76%	
Absentee	2400	6	6	3	50.00%	3	50.00%	0	0.00%	
Early Vote	2400	612	584	230	39.38%	347	59.42%	6	1.03%	
Provisional	2400	5	5	1	20.00%	4	80.00%	0	0.00%	
Total	2400	1038	988	348	35.22%	630	63.77%	9	0.91%	
MIL01										
Polling	4777	672	645	385	59.69%	257	39.84%	3	0.47%	
Absentee	4777	30	30	18	60.00%	12	40.00%	0	0.00%	
Early Vote	4777	1935	1871	1175	62.80%	683	36.50%	10	0.53%	
Provisional	4777	3	3	3	100.00%	0	0.00%	0	0.00%	
Total	4777	2640	2549	1581	62.02%	952	37.35%	13	0.51%	
MIL02										
Polling	4552	546	525	291	55.43%	225	42.86%	6	1.14%	
Absentee	4552	38	38	18	47.37%	20	52.63%	0	0.00%	
Early Vote	4552	1547	1490	849	56.98%	628	42.15%	13	0.87%	
Provisional	4552	6	6	3	50.00%	3	50.00%	0	0.00%	
Total	4552	2137	2059	1161	56.39%	876	42.54%	19	0.92%	
MOR01										
Polling	3567	517	502	159	31.55%	341	67.66%	4	0.79%	
Absentee	3567	19	19	10	52.63%	9	47.37%	0	0.00%	
Early Vote	3567	1271	1242	296	23.83%	937	75.44%	9	0.72%	
Provisional	3567	1	1	0	0.00%	1	100.00%	0	0.00%	
Total	3567	1808	1766	465	26.33%	1288	72.93%	13	0.74%	
MOR02										
Polling	-	-	-	-	-	-	-	-	-	
Absentee	-	-	-	-	-	-	-	-	-	
Early Vote	-	-	-	-	-	-	-	-	-	
Provisional	-	-	-	-	-	-	-	-	-	
Total	-	-	-	-	-	-	-	-	-	
ROS05										
Polling	3979	740	705	65	9.22%	631	89.50%	9	1.28%	
Absentee	3979	10	10	3	30.00%	7	70.00%	0	0.00%	
Early Vote	3979	1513	1461	122	8.35%	1326	90.76%	13	0.89%	
Provisional	3979	9	8	1	12.50%	7	87.50%	0	0.00%	
Total	3979	2272	2184	191	8.75%	1971	90.25%	22	1.01%	
ROS13										
Polling	5164	1101	1056	77	7.29%	971	91.95%	7	0.66%	
Absentee	5164	17	17	2	11.76%	15	88.24%	0	0.00%	
Early Vote	5164	1559	1505	83	5.51%	1413	93.89%	8	0.53%	
Provisional	5164	9	9	0	0.00%	8	88.89%	1	11.11%	
Total	5164	2686	2587	162	6.26%	2407	93.04%	16	0.62%	
ROS14										
Polling	3569	717	688	50	7.27%	633	92.01%	4	0.58%	
Absentee	3569	8	8	2	25.00%	6	75.00%	0	0.00%	
Early Vote	3569	1225	1184	56	4.73%	1120	94.59%	8	0.68%	
Provisional	3569	4	4	0	0.00%	4	100.00%	0	0.00%	
Total	3569	1954	1884	108	5.73%	1763	93.58%	12	0.64%	
ROS15										
Polling	2985	627	599	56	9.35%	538	89.82%	5	0.83%	
Absentee	2985	10	10	1	10.00%	9	90.00%	0	0.00%	
Early Vote	2985	895	872	67	7.68%	800	91.74%	5	0.57%	
Provisional	2985	7	7	0	0.00%	7	100.00%	0	0.00%	
Total	2985	1539	1488	124	8.33%	1354	90.99%	10	0.67%	
ROS16										

RETRIEVED FROM DEMOCRACYDOCKET.COM

Statement of Votes Cast
Shelby County, TN
State and Federal General Election _Municipal Elections
November 6, 2018
SOVC For Jurisdiction Wide, All Counters, All Races
Official Combined Results

	U.S. HOUSE OF REP DIST 9								
	Reg. Voters	Times Counted	Total Votes	Charlotte Bergmann		Steve Cohen		Leo AwGoWhat	
Polling	5136	1072	1041	79	7.59%	958	92.03%	4	0.38%
Absentee	5136	15	14	0	0.00%	14	100.00%	0	0.00%
Early Vote	5136	1803	1757	110	6.26%	1625	92.49%	19	1.08%
Provisional	5136	22	21	1	4.76%	20	95.24%	0	0.00%
Total	5136	2912	2833	190	6.71%	2617	92.38%	23	0.81%
STE00									
Polling	2	0	0	0	-	0	-	0	-
Absentee	2	0	0	0	-	0	-	0	-
Early Vote	2	3	3	2	66.67%	1	33.33%	0	0.00%
Provisional	2	0	0	0	-	0	-	0	-
Total	2	3	3	2	66.67%	1	33.33%	0	0.00%
Total									
Polling	408426	71180	67778	12535	18.49%	54530	80.45%	631	0.93%
Absentee	408426	2451	2415	686	28.41%	1711	70.85%	17	0.70%
Early Vote	408426	115833	110776	21584	19.48%	88309	79.72%	773	0.70%
Provisional	408426	710	700	96	13.71%	589	84.14%	15	2.14%
Total	408426	190174	181669	34901	19.21%	145139	79.89%	1436	0.79%

RETRIEVED FROM DEMOCRACYDOCKET.COM

	U.S. HOUSE OF REP DIST 9 Write-In Votes	
Jurisdiction Wide		
00100		
Polling	0	0.00%
Absentee	0	0.00%
Early Vote	1	0.07%
Provisional	0	0.00%
Total	1	0.04%
00200		
Polling	1	0.12%
Absentee	0	0.00%
Early Vote	7	0.45%
Provisional	0	0.00%
Total	8	0.33%
01100		
Polling	3	0.81%
Absentee	0	0.00%
Early Vote	1	0.23%
Provisional	0	0.00%
Total	4	0.48%
01200		
Polling	0	0.00%
Absentee	0	0.00%
Early Vote	0	0.00%
Provisional	0	0.00%
Total	0	0.00%
01300		
Polling	0	0.00%
Absentee	0	0.00%
Early Vote	1	0.31%
Provisional	0	0.00%
Total	1	0.15%
01601		
Polling	2	0.20%
Absentee	0	0.00%
Early Vote	1	0.06%
Provisional	0	0.00%
Total	3	0.11%
01603		
Polling	2	0.41%
Absentee	0	0.00%
Early Vote	2	0.18%
Provisional	0	0.00%
Total	4	0.24%
01700		
Polling	2	0.64%
Absentee	0	0.00%
Early Vote	1	0.17%
Provisional	0	0.00%
Total	3	0.31%
02001		
Polling	3	0.37%
Absentee	0	0.00%
Early Vote	1	0.08%
Provisional	0	0.00%
Total	4	0.18%
02003		
Polling	0	0.00%
Absentee	0	0.00%

RETRIEVED FROM DEMOCRACYDOCKET.COM

	U.S. HOUSE OF REP DIST 9 Write-In Votes	
Early Vote	0	0.00%
Provisional	0	0.00%
Total	0	0.00%
02100		
Polling	1	0.23%
Absentee	0	0.00%
Early Vote	0	0.00%
Provisional	0	0.00%
Total	1	0.09%
02600		
Polling	1	0.21%
Absentee	0	0.00%
Early Vote	0	0.00%
Provisional	0	0.00%
Total	1	0.09%
02800		
Polling	0	0.00%
Absentee	0	0.00%
Early Vote	1	0.12%
Provisional	0	0.00%
Total	1	0.08%
03102		
Polling	2	0.43%
Absentee	0	0.00%
Early Vote	2	0.24%
Provisional	0	0.00%
Total	4	0.30%
03104		
Polling	1	0.21%
Absentee	0	0.00%
Early Vote	1	0.10%
Provisional	0	0.00%
Total	2	0.13%
03300		
Polling	1	0.40%
Absentee	0	0.00%
Early Vote	1	0.38%
Provisional	0	0.00%
Total	2	0.38%
03402		
Polling	0	0.00%
Absentee	0	0.00%
Early Vote	1	0.25%
Provisional	0	0.00%
Total	1	0.14%
03601		
Polling	1	0.16%
Absentee	0	0.00%
Early Vote	1	0.11%
Provisional	0	0.00%
Total	2	0.13%
03602		
Polling	0	0.00%
Absentee	0	0.00%
Early Vote	2	0.26%
Provisional	0	0.00%
Total	2	0.15%
03700		

RETRIEVED FROM DEMOCRACYDOCKET.COM

	U.S. HOUSE OF REP DIST 9 Write-In Votes	
Polling	0	0.00%
Absentee	0	0.00%
Early Vote	1	0.21%
Provisional	0	0.00%
Total	1	0.10%
04103		
Polling	0	0.00%
Absentee	0	0.00%
Early Vote	0	0.00%
Provisional	0	0.00%
Total	0	0.00%
04201		
Polling	0	0.00%
Absentee	0	0.00%
Early Vote	0	0.00%
Provisional	0	0.00%
Total	0	0.00%
04401		
Polling	1	0.13%
Absentee	0	0.00%
Early Vote	3	0.19%
Provisional	0	0.00%
Total	4	0.17%
04405		
Polling	1	0.23%
Absentee	0	0.00%
Early Vote	0	0.00%
Provisional	0	0.00%
Total	1	0.07%
04502		
Polling	1	0.15%
Absentee	0	0.00%
Early Vote	4	0.40%
Provisional	0	0.00%
Total	5	0.29%
04504		
Polling	2	0.20%
Absentee	0	0.00%
Early Vote	5	0.26%
Provisional	0	0.00%
Total	7	0.23%
04602		
Polling	2	0.27%
Absentee	0	0.00%
Early Vote	1	0.08%
Provisional	0	0.00%
Total	3	0.14%
04700		
Polling	0	0.00%
Absentee	0	0.00%
Early Vote	0	0.00%
Provisional	0	0.00%
Total	0	0.00%
04900		
Polling	0	0.00%
Absentee	0	0.00%
Early Vote	0	0.00%
Provisional	0	0.00%

RETRIEVED FROM DEMOCRACYDOCKET.COM

	U.S. HOUSE OF REP DIST 9 Write-In Votes	
Total	0	0.00%
05001		
Polling	1	0.46%
Absentee	0	0.00%
Early Vote	1	0.27%
Provisional	0	0.00%
Total	2	0.34%
05002		
Polling	0	0.00%
Absentee	0	0.00%
Early Vote	1	0.16%
Provisional	0	0.00%
Total	1	0.10%
05201		
Polling	0	0.00%
Absentee	0	0.00%
Early Vote	1	0.25%
Provisional	0	0.00%
Total	1	0.13%
05301		
Polling	2	0.32%
Absentee	0	0.00%
Early Vote	0	0.00%
Provisional	0	0.00%
Total	2	0.16%
05400		
Polling	0	0.00%
Absentee	0	0.00%
Early Vote	0	0.00%
Provisional	0	0.00%
Total	0	0.00%
05502		
Polling	0	0.00%
Absentee	0	0.00%
Early Vote	0	0.00%
Provisional	0	-
Total	0	0.00%
05700		
Polling	0	0.00%
Absentee	0	0.00%
Early Vote	1	0.28%
Provisional	0	-
Total	1	0.20%
05801		
Polling	1	0.16%
Absentee	0	0.00%
Early Vote	1	0.15%
Provisional	0	0.00%
Total	2	0.16%
05804		
Polling	0	0.00%
Absentee	0	0.00%
Early Vote	1	0.15%
Provisional	0	0.00%
Total	1	0.08%
05905		
Polling	1	0.14%
Absentee	0	0.00%

RETRIEVED FROM DEMOCRACYDOCKET.COM

	U.S. HOUSE OF REP DIST 9 Write-In Votes	
Early Vote	0	0.00%
Provisional	0	0.00%
Total	1	0.06%
06003		
Polling	0	0.00%
Absentee	0	0.00%
Early Vote	0	0.00%
Provisional	0	0.00%
Total	0	0.00%
06005		
Polling	0	0.00%
Absentee	0	0.00%
Early Vote	1	0.31%
Provisional	0	0.00%
Total	1	0.16%
06006		
Polling	2	0.52%
Absentee	0	0.00%
Early Vote	0	0.00%
Provisional	0	0.00%
Total	2	0.24%
06007		
Polling	1	0.13%
Absentee	0	0.00%
Early Vote	1	0.10%
Provisional	0	0.00%
Total	2	0.11%
06009		
Polling	0	0.00%
Absentee	0	0.00%
Early Vote	0	0.00%
Provisional	0	0.00%
Total	0	0.00%
06100		
Polling	0	0.00%
Absentee	0	0.00%
Early Vote	1	0.26%
Provisional	0	-
Total	1	0.13%
06200		
Polling	0	0.00%
Absentee	0	0.00%
Early Vote	0	0.00%
Provisional	0	0.00%
Total	0	0.00%
06400		
Polling	-	-
Absentee	-	-
Early Vote	-	-
Provisional	-	-
Total	-	-
06600		
Polling	0	0.00%
Absentee	0	0.00%
Early Vote	2	0.16%
Provisional	0	0.00%
Total	2	0.10%
06701		

RETRIEVED FROM DEMOCRACYDOCKET.COM

	U.S. HOUSE OF REP DIST 9 Write-In Votes	
Polling	1	0.14%
Absentee	0	0.00%
Early Vote	1	0.09%
Provisional	0	0.00%
Total	2	0.10%
06703		
Polling	0	0.00%
Absentee	0	0.00%
Early Vote	0	0.00%
Provisional	0	0.00%
Total	0	0.00%
06801		
Polling	0	0.00%
Absentee	0	0.00%
Early Vote	0	0.00%
Provisional	0	0.00%
Total	0	0.00%
06803		
Polling	-	-
Absentee	-	-
Early Vote	-	-
Provisional	-	-
Total	-	-
06902		
Polling	0	0.00%
Absentee	0	0.00%
Early Vote	0	0.00%
Provisional	0	0.00%
Total	0	0.00%
07001		
Polling	0	0.00%
Absentee	0	0.00%
Early Vote	0	0.00%
Provisional	0	0.00%
Total	0	0.00%
07002		
Polling	0	0.00%
Absentee	0	0.00%
Early Vote	1	0.20%
Provisional	0	0.00%
Total	1	0.11%
07104		
Polling	1	0.14%
Absentee	0	0.00%
Early Vote	0	0.00%
Provisional	0	0.00%
Total	1	0.05%
07203		
Polling	0	0.00%
Absentee	0	0.00%
Early Vote	0	0.00%
Provisional	0	0.00%
Total	0	0.00%
07207		
Polling	0	0.00%
Absentee	0	0.00%
Early Vote	1	0.11%
Provisional	0	0.00%

RETRIEVED FROM DEMOCRACYDOCKET.COM

Statement of Votes Cast
Shelby County, TN
State and Federal General Election _Municipal Elections
November 6, 2018
SOVC For Jurisdiction Wide, All Counters, All Races
Official Combined Results

	U.S. HOUSE OF REP DIST 9 Write-In Votes	
Total	1	0.07%
07301		
Polling	1	0.38%
Absentee	0	0.00%
Early Vote	1	0.31%
Provisional	0	0.00%
Total	2	0.33%
07303		
Polling	0	0.00%
Absentee	0	0.00%
Early Vote	0	0.00%
Provisional	0	0.00%
Total	0	0.00%
07401		
Polling	0	0.00%
Absentee	0	0.00%
Early Vote	1	0.10%
Provisional	0	0.00%
Total	1	0.06%
07402		
Polling	1	0.18%
Absentee	0	0.00%
Early Vote	3	0.27%
Provisional	0	0.00%
Total	4	0.24%
07405		
Polling	0	0.00%
Absentee	0	0.00%
Early Vote	0	0.00%
Provisional	0	0.00%
Total	0	0.00%
07409		
Polling	0	0.00%
Absentee	0	0.00%
Early Vote	0	0.00%
Provisional	0	0.00%
Total	0	0.00%
07501		
Polling	0	0.00%
Absentee	0	0.00%
Early Vote	2	0.31%
Provisional	0	0.00%
Total	2	0.20%
07506		
Polling	1	0.14%
Absentee	0	0.00%
Early Vote	2	0.15%
Provisional	0	0.00%
Total	3	0.15%
07507		
Polling	0	0.00%
Absentee	0	0.00%
Early Vote	0	0.00%
Provisional	0	-
Total	0	0.00%
07511		
Polling	1	0.16%
Absentee	0	0.00%

RETRIEVED FROM DEMOCRACYDOCKET.COM

	U.S. HOUSE OF REP DIST 9 Write-In Votes	
Early Vote	2	0.15%
Provisional	0	0.00%
Total	3	0.15%
07604		
Polling	0	0.00%
Absentee	0	0.00%
Early Vote	0	0.00%
Provisional	0	0.00%
Total	0	0.00%
07605		
Polling	1	0.30%
Absentee	0	0.00%
Early Vote	0	0.00%
Provisional	0	0.00%
Total	1	0.10%
07606		
Polling	0	0.00%
Absentee	0	0.00%
Early Vote	0	0.00%
Provisional	0	0.00%
Total	0	0.00%
07701		
Polling	1	0.18%
Absentee	0	0.00%
Early Vote	1	0.07%
Provisional	0	0.00%
Total	2	0.10%
07703		
Polling	0	0.00%
Absentee	0	0.00%
Early Vote	0	0.00%
Provisional	0	0.00%
Total	0	0.00%
07803		
Polling	2	0.43%
Absentee	0	0.00%
Early Vote	4	0.39%
Provisional	0	0.00%
Total	6	0.40%
07901		
Polling	0	0.00%
Absentee	0	0.00%
Early Vote	1	0.08%
Provisional	0	0.00%
Total	1	0.05%
07902		
Polling	0	0.00%
Absentee	0	0.00%
Early Vote	1	0.09%
Provisional	0	0.00%
Total	1	0.06%
07903		
Polling	1	0.14%
Absentee	0	0.00%
Early Vote	1	0.09%
Provisional	0	0.00%
Total	2	0.11%
07907		

RETRIEVED FROM DEMOCRACYDOCKET.COM

	U.S. HOUSE OF REP DIST 9 Write-In Votes	
Polling	1	0.26%
Absentee	0	0.00%
Early Vote	1	0.13%
Provisional	0	0.00%
Total	2	0.18%
08002		
Polling	-	-
Absentee	-	-
Early Vote	-	-
Provisional	-	-
Total	-	-
08101		
Polling	1	0.96%
Absentee	0	0.00%
Early Vote	0	0.00%
Provisional	0	0.00%
Total	1	0.28%
08103		
Polling	0	0.00%
Absentee	0	0.00%
Early Vote	0	0.00%
Provisional	0	-
Total	0	0.00%
08105		
Polling	1	0.18%
Absentee	0	0.00%
Early Vote	0	0.00%
Provisional	0	0.00%
Total	1	0.07%
08107		
Polling	1	0.10%
Absentee	0	0.00%
Early Vote	0	0.00%
Provisional	0	0.00%
Total	1	0.04%
08202		
Polling	0	0.00%
Absentee	0	0.00%
Early Vote	0	0.00%
Provisional	0	0.00%
Total	0	0.00%
08300		
Polling	0	0.00%
Absentee	0	0.00%
Early Vote	0	0.00%
Provisional	0	-
Total	0	0.00%
08402		
Polling	0	0.00%
Absentee	0	0.00%
Early Vote	0	0.00%
Provisional	0	0.00%
Total	0	0.00%
08600		
Polling	1	0.17%
Absentee	0	0.00%
Early Vote	0	0.00%
Provisional	0	0.00%

RETRIEVED FROM DEMOCRACYDOCKET.COM

	U.S. HOUSE OF REP DIST 9 Write-In Votes	
Total	1	0.05%
08702		
Polling	2	0.43%
Absentee	0	0.00%
Early Vote	0	0.00%
Provisional	0	0.00%
Total	2	0.15%
08703		
Polling	0	0.00%
Absentee	0	0.00%
Early Vote	0	0.00%
Provisional	0	0.00%
Total	0	0.00%
08704		
Polling	0	0.00%
Absentee	0	0.00%
Early Vote	0	-
Provisional	0	-
Total	0	0.00%
08802		
Polling	0	0.00%
Absentee	0	0.00%
Early Vote	1	0.19%
Provisional	0	0.00%
Total	1	0.11%
08803		
Polling	2	0.30%
Absentee	0	0.00%
Early Vote	0	0.00%
Provisional	0	0.00%
Total	2	0.13%
08804		
Polling	0	0.00%
Absentee	0	0.00%
Early Vote	0	0.00%
Provisional	0	0.00%
Total	0	0.00%
08901		
Polling	0	0.00%
Absentee	0	0.00%
Early Vote	1	0.19%
Provisional	0	0.00%
Total	1	0.10%
08902		
Polling	1	0.14%
Absentee	0	0.00%
Early Vote	1	0.16%
Provisional	0	0.00%
Total	2	0.15%
09002		
Polling	0	0.00%
Absentee	0	0.00%
Early Vote	2	0.24%
Provisional	0	0.00%
Total	2	0.13%
09003		
Polling	0	0.00%
Absentee	0	0.00%

RETRIEVED FROM DEMOCRACYDOCKET.COM

	U.S. HOUSE OF REP DIST 9 Write-In Votes	
Early Vote	1	0.12%
Provisional	0	0.00%
Total	1	0.07%
09101		
Polling	0	0.00%
Absentee	0	0.00%
Early Vote	5	0.29%
Provisional	0	0.00%
Total	5	0.19%
09102		
Polling	1	0.14%
Absentee	0	0.00%
Early Vote	1	0.07%
Provisional	0	0.00%
Total	2	0.09%
09104		
Polling	0	0.00%
Absentee	0	0.00%
Early Vote	1	0.10%
Provisional	0	0.00%
Total	1	0.06%
09201		
Polling	0	0.00%
Absentee	0	0.00%
Early Vote	1	0.29%
Provisional	0	0.00%
Total	1	0.16%
09301		
Polling	0	0.00%
Absentee	0	0.00%
Early Vote	0	0.00%
Provisional	0	0.00%
Total	0	0.00%
09303		
Polling	0	0.00%
Absentee	0	0.00%
Early Vote	1	0.20%
Provisional	0	0.00%
Total	1	0.10%
09403		
Polling	1	0.14%
Absentee	0	0.00%
Early Vote	0	0.00%
Provisional	0	0.00%
Total	1	0.05%
09406		
Polling	1	0.21%
Absentee	0	0.00%
Early Vote	0	0.00%
Provisional	0	0.00%
Total	1	0.10%
09407		
Polling	1	0.10%
Absentee	0	0.00%
Early Vote	0	0.00%
Provisional	0	-
Total	1	0.05%
09408		

RETRIEVED FROM DEMOCRACYDOCKET.COM

	U.S. HOUSE OF REP DIST 9 Write-In Votes	
Polling	4	0.64%
Absentee	0	0.00%
Early Vote	1	0.10%
Provisional	0	0.00%
Total	5	0.30%
09501		
Polling	0	0.00%
Absentee	0	0.00%
Early Vote	1	0.09%
Provisional	0	0.00%
Total	1	0.05%
09505		
Polling	3	0.46%
Absentee	0	0.00%
Early Vote	0	0.00%
Provisional	0	0.00%
Total	3	0.17%
09506		
Polling	0	0.00%
Absentee	1	4.76%
Early Vote	1	0.09%
Provisional	0	0.00%
Total	2	0.12%
09507		
Polling	2	0.41%
Absentee	0	0.00%
Early Vote	1	0.12%
Provisional	0	0.00%
Total	3	0.22%
09508		
Polling	0	0.00%
Absentee	0	0.00%
Early Vote	3	0.17%
Provisional	0	0.00%
Total	3	0.12%
09601		
Polling	3	0.45%
Absentee	0	0.00%
Early Vote	2	0.18%
Provisional	0	0.00%
Total	5	0.28%
09602		
Polling	1	0.13%
Absentee	0	0.00%
Early Vote	3	0.22%
Provisional	0	0.00%
Total	4	0.18%
ARL01		
Polling	-	-
Absentee	-	-
Early Vote	-	-
Provisional	-	-
Total	-	-
ARL02		
Polling	-	-
Absentee	-	-
Early Vote	-	-
Provisional	-	-

RETRIEVED FROM DEMOCRACYDOCKET.COM

	U.S. HOUSE OF REP DIST 9 Write-In Votes
Total	-
BAR03	
Polling	-
Absentee	-
Early Vote	-
Provisional	-
Total	-
BAR04	
Polling	-
Absentee	-
Early Vote	-
Provisional	-
Total	-
BAR05	
Polling	-
Absentee	-
Early Vote	-
Provisional	-
Total	-
BAR06	
Polling	-
Absentee	-
Early Vote	-
Provisional	-
Total	-
BAR08	
Polling	-
Absentee	-
Early Vote	-
Provisional	-
Total	-
BAR09	
Polling	-
Absentee	-
Early Vote	-
Provisional	-
Total	-
BAR11	
Polling	-
Absentee	-
Early Vote	-
Provisional	-
Total	-
BAR13	
Polling	-
Absentee	-
Early Vote	-
Provisional	-
Total	-
BRU01	
Polling	-
Absentee	-
Early Vote	-
Provisional	-
Total	-
BRU02	
Polling	-
Absentee	-

RETRIEVED FROM DEMOCRACYDOCKET.COM

	U.S. HOUSE OF REP DIST 9 Write-In Votes	
Early Vote	-	-
Provisional	-	-
Total	-	-
COL01		
Polling	-	-
Absentee	-	-
Early Vote	-	-
Provisional	-	-
Total	-	-
COL02		
Polling	-	-
Absentee	-	-
Early Vote	-	-
Provisional	-	-
Total	-	-
COL03		
Polling	-	-
Absentee	-	-
Early Vote	-	-
Provisional	-	-
Total	-	-
COL04		
Polling	-	-
Absentee	-	-
Early Vote	-	-
Provisional	-	-
Total	-	-
COL05		
Polling	-	-
Absentee	-	-
Early Vote	-	-
Provisional	-	-
Total	-	-
COL06		
Polling	-	-
Absentee	-	-
Early Vote	-	-
Provisional	-	-
Total	-	-
COL07		
Polling	-	-
Absentee	-	-
Early Vote	-	-
Provisional	-	-
Total	-	-
COL08		
Polling	-	-
Absentee	-	-
Early Vote	-	-
Provisional	-	-
Total	-	-
COL09		
Polling	-	-
Absentee	-	-
Early Vote	-	-
Provisional	-	-
Total	-	-
COR03		

RETRIEVED FROM DEMOCRACYDOCKET.COM

	U.S. HOUSE OF REP DIST 9	
	Write-In Votes	
Polling	1	0.11%
Absentee	0	0.00%
Early Vote	0	0.00%
Provisional	0	0.00%
Total	1	0.03%
COR04		
Polling	1	0.36%
Absentee	0	0.00%
Early Vote	0	0.00%
Provisional	0	0.00%
Total	1	0.09%
COR05		
Polling	0	0.00%
Absentee	0	0.00%
Early Vote	1	0.10%
Provisional	0	0.00%
Total	1	0.05%
EAD00		
Polling	-	-
Absentee	-	-
Early Vote	-	-
Provisional	-	-
Total	-	-
FOR01		
Polling	0	0.00%
Absentee	0	0.00%
Early Vote	1	0.18%
Provisional	0	0.00%
Total	1	0.12%
FOR02		
Polling	-	-
Absentee	-	-
Early Vote	-	-
Provisional	-	-
Total	-	-
FOR03		
Polling	2	0.25%
Absentee	0	0.00%
Early Vote	1	0.07%
Provisional	0	0.00%
Total	3	0.14%
GER02		
Polling	-	-
Absentee	-	-
Early Vote	-	-
Provisional	-	-
Total	-	-
GER03		
Polling	-	-
Absentee	-	-
Early Vote	-	-
Provisional	-	-
Total	-	-
GER04		
Polling	-	-
Absentee	-	-
Early Vote	-	-
Provisional	-	-

RETRIEVED FROM DEMOCRACYDOCKET.COM

	U.S. HOUSE OF REP DIST 9 Write-In Votes	
Total	-	-
GER05		
Polling	-	-
Absentee	-	-
Early Vote	-	-
Provisional	-	-
Total	-	-
GER06		
Polling	0	0.00%
Absentee	0	0.00%
Early Vote	0	0.00%
Provisional	0	0.00%
Total	0	0.00%
GER08		
Polling	-	-
Absentee	-	-
Early Vote	-	-
Provisional	-	-
Total	-	-
GER10		
Polling	-	-
Absentee	-	-
Early Vote	-	-
Provisional	-	-
Total	-	-
GER11		
Polling	-	-
Absentee	-	-
Early Vote	-	-
Provisional	-	-
Total	-	-
GER12		
Polling	-	-
Absentee	-	-
Early Vote	-	-
Provisional	-	-
Total	-	-
LAK01		
Polling	-	-
Absentee	-	-
Early Vote	-	-
Provisional	-	-
Total	-	-
LAK02		
Polling	-	-
Absentee	-	-
Early Vote	-	-
Provisional	-	-
Total	-	-
LUC01		
Polling	0	0.00%
Absentee	0	0.00%
Early Vote	0	0.00%
Provisional	0	0.00%
Total	0	0.00%
LUC03		
Polling	0	0.00%
Absentee	0	0.00%

RETRIEVED FROM DEMOCRACYDOCKET.COM

	U.S. HOUSE OF REP DIST 9 Write-In Votes	
Early Vote	0	0.00%
Provisional	0	0.00%
Total	0	0.00%
MCC00		
Polling	0	0.00%
Absentee	0	0.00%
Early Vote	1	0.17%
Provisional	0	0.00%
Total	1	0.10%
MIL01		
Polling	0	0.00%
Absentee	0	0.00%
Early Vote	3	0.16%
Provisional	0	0.00%
Total	3	0.12%
MIL02		
Polling	3	0.57%
Absentee	0	0.00%
Early Vote	0	0.00%
Provisional	0	0.00%
Total	3	0.15%
MOR01		
Polling	0	0.00%
Absentee	0	0.00%
Early Vote	0	0.00%
Provisional	0	0.00%
Total	0	0.00%
MOR02		
Polling	-	-
Absentee	-	-
Early Vote	-	-
Provisional	-	-
Total	-	-
ROS05		
Polling	0	0.00%
Absentee	0	0.00%
Early Vote	0	0.00%
Provisional	0	0.00%
Total	0	0.00%
ROS13		
Polling	1	0.09%
Absentee	0	0.00%
Early Vote	1	0.07%
Provisional	0	0.00%
Total	2	0.08%
ROS14		
Polling	1	0.15%
Absentee	0	0.00%
Early Vote	0	0.00%
Provisional	0	0.00%
Total	1	0.05%
ROS15		
Polling	0	0.00%
Absentee	0	0.00%
Early Vote	0	0.00%
Provisional	0	0.00%
Total	0	0.00%
ROS16		

RETRIEVED FROM DEMOCRACYDOCKET.COM

	U.S. HOUSE OF REP DIST 9 Write-In Votes	
Polling	0	0.00%
Absentee	0	0.00%
Early Vote	3	0.17%
Provisional	0	0.00%
Total	3	0.11%
STE00		
Polling	0	-
Absentee	0	-
Early Vote	0	0.00%
Provisional	0	-
Total	0	0.00%
Total		
Polling	82	0.12%
Absentee	1	0.04%
Early Vote	110	0.10%
Provisional	0	0.00%
Total	193	0.11%

RETRIEVED FROM DEMOCRACYDOCKET.COM

Statement of Votes Cast
Shelby County, TN
State and Federal General Election _Municipal Elections
November 6, 2018
SOVC For Jurisdiction Wide, All Counters, All Races
Official Combined Results

TN SENATE DIST. 29

	Reg. Voters	Times Counted	Total Votes	Tom Stephens		Raumesh Akbari		Write-In Votes	
Jurisdiction Wide									
00100									
Polling	6031	1083	1009	302	29.93%	707	70.07%	0	0.00%
Absentee	6031	56	54	15	27.78%	38	70.37%	1	1.85%
Early Vote	6031	1464	1390	322	23.17%	1066	76.69%	2	0.14%
Provisional	6031	33	31	7	22.58%	24	77.42%	0	0.00%
Total	6031	2636	2484	646	26.01%	1835	73.87%	3	0.12%
00200									
Polling	4995	881	856	250	29.21%	606	70.79%	0	0.00%
Absentee	4995	38	35	6	17.14%	29	82.86%	0	0.00%
Early Vote	4995	1596	1500	393	26.20%	1106	73.73%	1	0.07%
Provisional	4995	10	10	2	20.00%	8	80.00%	0	0.00%
Total	4995	2525	2401	651	27.11%	1749	72.84%	1	0.04%
01100									
Polling	-	-	-	-	-	-	-	-	-
Absentee	-	-	-	-	-	-	-	-	-
Early Vote	-	-	-	-	-	-	-	-	-
Provisional	-	-	-	-	-	-	-	-	-
Total	-	-	-	-	-	-	-	-	-
01200									
Polling	1046	175	159	17	10.69%	142	89.31%	0	0.00%
Absentee	1046	31	31	2	6.45%	29	93.55%	0	0.00%
Early Vote	1046	287	262	10	3.82%	252	96.18%	0	0.00%
Provisional	1046	1	1	1	100.00%	0	0.00%	0	0.00%
Total	1046	494	453	30	6.62%	423	93.38%	0	0.00%
01300									
Polling	-	-	-	-	-	-	-	-	-
Absentee	-	-	-	-	-	-	-	-	-
Early Vote	-	-	-	-	-	-	-	-	-
Provisional	-	-	-	-	-	-	-	-	-
Total	-	-	-	-	-	-	-	-	-
01601									
Polling	4161	1017	950	302	31.79%	648	68.21%	0	0.00%
Absentee	4161	45	45	6	13.33%	39	86.67%	0	0.00%
Early Vote	4161	1641	1560	332	21.28%	1225	78.53%	3	0.19%
Provisional	4161	11	11	0	0.00%	11	100.00%	0	0.00%
Total	4161	2714	2566	640	24.94%	1923	74.94%	3	0.12%
01603									
Polling	3351	496	478	142	29.71%	336	70.29%	0	0.00%
Absentee	3351	29	27	3	11.11%	24	88.89%	0	0.00%
Early Vote	3351	1163	1083	219	20.22%	864	79.78%	0	0.00%
Provisional	3351	7	6	1	16.67%	5	83.33%	0	0.00%
Total	3351	1695	1594	365	22.90%	1229	77.10%	0	0.00%
01700									
Polling	2110	326	310	43	13.87%	267	86.13%	0	0.00%
Absentee	2110	42	38	7	18.42%	31	81.58%	0	0.00%
Early Vote	2110	624	573	99	17.28%	474	82.72%	0	0.00%
Provisional	2110	10	10	0	0.00%	10	100.00%	0	0.00%
Total	2110	1002	931	149	16.00%	782	84.00%	0	0.00%
02001									
Polling	-	-	-	-	-	-	-	-	-
Absentee	-	-	-	-	-	-	-	-	-
Early Vote	-	-	-	-	-	-	-	-	-
Provisional	-	-	-	-	-	-	-	-	-
Total	-	-	-	-	-	-	-	-	-
02003									
Polling	-	-	-	-	-	-	-	-	-
Absentee	-	-	-	-	-	-	-	-	-

RETRIEVED FROM DEMOCRACYDOCKET.COM

Statement of Votes Cast
Shelby County, TN
State and Federal General Election _Municipal Elections
November 6, 2018
SOVC For Jurisdiction Wide, All Counters, All Races
Official Combined Results

TN SENATE DIST. 29

	Reg. Voters	Times Counted	Total Votes	Tom Stephens		Raumesh Akbari		Write-In Votes	
Early Vote	-	-	-	-	-	-	-	-	-
Provisional	-	-	-	-	-	-	-	-	-
Total	-	-	-	-	-	-	-	-	-
02100									
Polling	-	-	-	-	-	-	-	-	-
Absentee	-	-	-	-	-	-	-	-	-
Early Vote	-	-	-	-	-	-	-	-	-
Provisional	-	-	-	-	-	-	-	-	-
Total	-	-	-	-	-	-	-	-	-
02600									
Polling	2983	499	452	15	3.32%	437	96.68%	0	0.00%
Absentee	2983	10	10	0	0.00%	10	100.00%	0	0.00%
Early Vote	2983	638	578	26	4.50%	551	95.33%	1	0.17%
Provisional	2983	4	4	0	0.00%	4	100.00%	0	0.00%
Total	2983	1151	1044	41	3.93%	1002	95.98%	1	0.10%
02800									
Polling	2142	445	427	125	29.27%	301	70.49%	1	0.23%
Absentee	2142	22	20	4	20.00%	16	80.00%	0	0.00%
Early Vote	2142	825	777	169	21.75%	608	78.25%	0	0.00%
Provisional	2142	2	2	0	0.00%	2	100.00%	0	0.00%
Total	2142	1294	1226	298	24.31%	927	75.61%	1	0.08%
03102									
Polling	2623	482	448	66	14.73%	381	85.04%	1	0.22%
Absentee	2623	15	14	2	14.29%	12	85.71%	0	0.00%
Early Vote	2623	870	820	86	10.49%	734	89.51%	0	0.00%
Provisional	2623	6	5	0	0.00%	5	100.00%	0	0.00%
Total	2623	1373	1287	154	11.97%	1132	87.96%	1	0.08%
03104									
Polling	3046	509	473	48	10.15%	424	89.64%	1	0.21%
Absentee	3046	19	17	0	0.00%	17	100.00%	0	0.00%
Early Vote	3046	1067	993	68	6.85%	925	93.15%	0	0.00%
Provisional	3046	3	3	0	0.00%	3	100.00%	0	0.00%
Total	3046	1598	1486	116	7.81%	1369	92.13%	1	0.07%
03300									
Polling	1068	262	243	60	24.69%	181	74.49%	2	0.82%
Absentee	1068	4	4	1	25.00%	3	75.00%	0	0.00%
Early Vote	1068	267	255	62	24.31%	193	75.69%	0	0.00%
Provisional	1068	2	2	1	50.00%	1	50.00%	0	0.00%
Total	1068	535	504	124	24.60%	378	75.00%	2	0.40%
03402									
Polling	2175	335	301	8	2.66%	292	97.01%	1	0.33%
Absentee	2175	5	5	0	0.00%	5	100.00%	0	0.00%
Early Vote	2175	413	368	11	2.99%	356	96.74%	1	0.27%
Provisional	2175	2	2	0	0.00%	2	100.00%	0	0.00%
Total	2175	755	676	19	2.81%	655	96.89%	2	0.30%
03601									
Polling	-	-	-	-	-	-	-	-	-
Absentee	-	-	-	-	-	-	-	-	-
Early Vote	-	-	-	-	-	-	-	-	-
Provisional	-	-	-	-	-	-	-	-	-
Total	-	-	-	-	-	-	-	-	-
03602									
Polling	-	-	-	-	-	-	-	-	-
Absentee	-	-	-	-	-	-	-	-	-
Early Vote	-	-	-	-	-	-	-	-	-
Provisional	-	-	-	-	-	-	-	-	-
Total	-	-	-	-	-	-	-	-	-
03700									

RETRIEVED FROM DEMOCRACYDOCKET.COM

Statement of Votes Cast
Shelby County, TN
State and Federal General Election _Municipal Elections
November 6, 2018
SOVC For Jurisdiction Wide, All Counters, All Races
Official Combined Results

	TN SENATE DIST. 29								
	Reg. Voters	Times Counted	Total Votes	Tom Stephens		Raumesh Akbari		Write-In Votes	
Polling	-	-	-	-	-	-	-	-	-
Absentee	-	-	-	-	-	-	-	-	-
Early Vote	-	-	-	-	-	-	-	-	-
Provisional	-	-	-	-	-	-	-	-	-
Total	-	-	-	-	-	-	-	-	-
04103									
Polling	-	-	-	-	-	-	-	-	-
Absentee	-	-	-	-	-	-	-	-	-
Early Vote	-	-	-	-	-	-	-	-	-
Provisional	-	-	-	-	-	-	-	-	-
Total	-	-	-	-	-	-	-	-	-
04201									
Polling	-	-	-	-	-	-	-	-	-
Absentee	-	-	-	-	-	-	-	-	-
Early Vote	-	-	-	-	-	-	-	-	-
Provisional	-	-	-	-	-	-	-	-	-
Total	-	-	-	-	-	-	-	-	-
04401									
Polling	-	-	-	-	-	-	-	-	-
Absentee	-	-	-	-	-	-	-	-	-
Early Vote	-	-	-	-	-	-	-	-	-
Provisional	-	-	-	-	-	-	-	-	-
Total	-	-	-	-	-	-	-	-	-
04405									
Polling	-	-	-	-	-	-	-	-	-
Absentee	-	-	-	-	-	-	-	-	-
Early Vote	-	-	-	-	-	-	-	-	-
Provisional	-	-	-	-	-	-	-	-	-
Total	-	-	-	-	-	-	-	-	-
04502									
Polling	-	-	-	-	-	-	-	-	-
Absentee	-	-	-	-	-	-	-	-	-
Early Vote	-	-	-	-	-	-	-	-	-
Provisional	-	-	-	-	-	-	-	-	-
Total	-	-	-	-	-	-	-	-	-
04504									
Polling	-	-	-	-	-	-	-	-	-
Absentee	-	-	-	-	-	-	-	-	-
Early Vote	-	-	-	-	-	-	-	-	-
Provisional	-	-	-	-	-	-	-	-	-
Total	-	-	-	-	-	-	-	-	-
04602									
Polling	-	-	-	-	-	-	-	-	-
Absentee	-	-	-	-	-	-	-	-	-
Early Vote	-	-	-	-	-	-	-	-	-
Provisional	-	-	-	-	-	-	-	-	-
Total	-	-	-	-	-	-	-	-	-
04700									
Polling	-	-	-	-	-	-	-	-	-
Absentee	-	-	-	-	-	-	-	-	-
Early Vote	-	-	-	-	-	-	-	-	-
Provisional	-	-	-	-	-	-	-	-	-
Total	-	-	-	-	-	-	-	-	-
04900									
Polling	3576	640	587	16	2.73%	571	97.27%	0	0.00%
Absentee	3576	14	13	0	0.00%	13	100.00%	0	0.00%
Early Vote	3576	849	753	19	2.52%	734	97.48%	0	0.00%
Provisional	3576	3	3	1	33.33%	2	66.67%	0	0.00%

RETRIEVED FROM DEMOCRACYDOCKET.COM

Statement of Votes Cast
Shelby County, TN
State and Federal General Election _Municipal Elections
November 6, 2018
SOVC For Jurisdiction Wide, All Counters, All Races
Official Combined Results

TN SENATE DIST. 29

	Reg. Voters	Times Counted	Total Votes	Tom Stephens		Raumesh Akbari		Write-In Votes	
Total	3576	1506	1356	36	2.65%	1320	97.35%	0	0.00%
05001									
Polling	1439	235	205	14	6.83%	191	93.17%	0	0.00%
Absentee	1439	2	2	0	0.00%	2	100.00%	0	0.00%
Early Vote	1439	388	348	13	3.74%	335	96.26%	0	0.00%
Provisional	1439	3	3	0	0.00%	3	100.00%	0	0.00%
Total	1439	628	558	27	4.84%	531	95.16%	0	0.00%
05002									
Polling	2779	363	319	11	3.45%	308	96.55%	0	0.00%
Absentee	2779	8	8	0	0.00%	8	100.00%	0	0.00%
Early Vote	2779	658	588	26	4.42%	562	95.58%	0	0.00%
Provisional	2779	7	6	0	0.00%	6	100.00%	0	0.00%
Total	2779	1036	921	37	4.02%	884	95.98%	0	0.00%
05201									
Polling	-	-	-	-	-	-	-	-	-
Absentee	-	-	-	-	-	-	-	-	-
Early Vote	-	-	-	-	-	-	-	-	-
Provisional	-	-	-	-	-	-	-	-	-
Total	-	-	-	-	-	-	-	-	-
05301									
Polling	-	-	-	-	-	-	-	-	-
Absentee	-	-	-	-	-	-	-	-	-
Early Vote	-	-	-	-	-	-	-	-	-
Provisional	-	-	-	-	-	-	-	-	-
Total	-	-	-	-	-	-	-	-	-
05400									
Polling	-	-	-	-	-	-	-	-	-
Absentee	-	-	-	-	-	-	-	-	-
Early Vote	-	-	-	-	-	-	-	-	-
Provisional	-	-	-	-	-	-	-	-	-
Total	-	-	-	-	-	-	-	-	-
05502									
Polling	-	-	-	-	-	-	-	-	-
Absentee	-	-	-	-	-	-	-	-	-
Early Vote	-	-	-	-	-	-	-	-	-
Provisional	-	-	-	-	-	-	-	-	-
Total	-	-	-	-	-	-	-	-	-
05700									
Polling	-	-	-	-	-	-	-	-	-
Absentee	-	-	-	-	-	-	-	-	-
Early Vote	-	-	-	-	-	-	-	-	-
Provisional	-	-	-	-	-	-	-	-	-
Total	-	-	-	-	-	-	-	-	-
05801									
Polling	-	-	-	-	-	-	-	-	-
Absentee	-	-	-	-	-	-	-	-	-
Early Vote	-	-	-	-	-	-	-	-	-
Provisional	-	-	-	-	-	-	-	-	-
Total	-	-	-	-	-	-	-	-	-
05804									
Polling	-	-	-	-	-	-	-	-	-
Absentee	-	-	-	-	-	-	-	-	-
Early Vote	-	-	-	-	-	-	-	-	-
Provisional	-	-	-	-	-	-	-	-	-
Total	-	-	-	-	-	-	-	-	-
05905									
Polling	-	-	-	-	-	-	-	-	-
Absentee	-	-	-	-	-	-	-	-	-

RETRIEVED FROM DEMOCRACYDOCKET.COM

Statement of Votes Cast
Shelby County, TN
State and Federal General Election _Municipal Elections
November 6, 2018
SOVC For Jurisdiction Wide, All Counters, All Races
Official Combined Results

TN SENATE DIST. 29

	Reg. Voters	Times Counted	Total Votes	Tom Stephens		Raumesh Akbari		Write-In Votes	
Early Vote	-	-	-	-	-	-	-	-	-
Provisional	-	-	-	-	-	-	-	-	-
Total	-	-	-	-	-	-	-	-	-
06003									
Polling	2379	492	457	14	3.06%	442	96.72%	1	0.22%
Absentee	2379	14	14	0	0.00%	14	100.00%	0	0.00%
Early Vote	2379	624	555	24	4.32%	531	95.68%	0	0.00%
Provisional	2379	4	4	2	50.00%	2	50.00%	0	0.00%
Total	2379	1134	1030	40	3.88%	989	96.02%	1	0.10%
06005									
Polling	-	-	-	-	-	-	-	-	-
Absentee	-	-	-	-	-	-	-	-	-
Early Vote	-	-	-	-	-	-	-	-	-
Provisional	-	-	-	-	-	-	-	-	-
Total	-	-	-	-	-	-	-	-	-
06006									
Polling	2206	410	388	23	5.93%	365	94.07%	0	0.00%
Absentee	2206	15	15	4	26.67%	10	66.67%	1	6.67%
Early Vote	2206	451	413	20	4.84%	392	94.92%	1	0.24%
Provisional	2206	2	1	0	0.00%	1	100.00%	0	0.00%
Total	2206	878	817	47	5.75%	768	94.00%	2	0.24%
06007									
Polling	-	-	-	-	-	-	-	-	-
Absentee	-	-	-	-	-	-	-	-	-
Early Vote	-	-	-	-	-	-	-	-	-
Provisional	-	-	-	-	-	-	-	-	-
Total	-	-	-	-	-	-	-	-	-
06009									
Polling	2713	443	402	12	2.99%	390	97.01%	0	0.00%
Absentee	2713	8	8	1	12.50%	7	87.50%	0	0.00%
Early Vote	2713	541	488	14	2.87%	474	97.13%	0	0.00%
Provisional	2713	2	2	0	0.00%	2	100.00%	0	0.00%
Total	2713	994	900	27	3.00%	873	97.00%	0	0.00%
06100									
Polling	2252	439	403	17	4.22%	386	95.78%	0	0.00%
Absentee	2252	7	7	0	0.00%	7	100.00%	0	0.00%
Early Vote	2252	404	357	15	4.20%	342	95.80%	0	0.00%
Provisional	2252	0	0	0	-	0	-	0	-
Total	2252	850	767	32	4.17%	735	95.83%	0	0.00%
06200									
Polling	-	-	-	-	-	-	-	-	-
Absentee	-	-	-	-	-	-	-	-	-
Early Vote	-	-	-	-	-	-	-	-	-
Provisional	-	-	-	-	-	-	-	-	-
Total	-	-	-	-	-	-	-	-	-
06400									
Polling	-	-	-	-	-	-	-	-	-
Absentee	-	-	-	-	-	-	-	-	-
Early Vote	-	-	-	-	-	-	-	-	-
Provisional	-	-	-	-	-	-	-	-	-
Total	-	-	-	-	-	-	-	-	-
06600									
Polling	-	-	-	-	-	-	-	-	-
Absentee	-	-	-	-	-	-	-	-	-
Early Vote	-	-	-	-	-	-	-	-	-
Provisional	-	-	-	-	-	-	-	-	-
Total	-	-	-	-	-	-	-	-	-
06701									

RETRIEVED FROM DEMOCRACYDOCKET.COM

Statement of Votes Cast
Shelby County, TN
State and Federal General Election _Municipal Elections
November 6, 2018
SOVC For Jurisdiction Wide, All Counters, All Races
Official Combined Results

	TN SENATE DIST. 29								
	Reg. Voters	Times Counted	Total Votes	Tom Stephens		Raumesh Akbari		Write-In Votes	
Polling	-	-	-	-	-	-	-	-	-
Absentee	-	-	-	-	-	-	-	-	-
Early Vote	-	-	-	-	-	-	-	-	-
Provisional	-	-	-	-	-	-	-	-	-
Total	-	-	-	-	-	-	-	-	-
06703									
Polling	-	-	-	-	-	-	-	-	-
Absentee	-	-	-	-	-	-	-	-	-
Early Vote	-	-	-	-	-	-	-	-	-
Provisional	-	-	-	-	-	-	-	-	-
Total	-	-	-	-	-	-	-	-	-
06801									
Polling	-	-	-	-	-	-	-	-	-
Absentee	-	-	-	-	-	-	-	-	-
Early Vote	-	-	-	-	-	-	-	-	-
Provisional	-	-	-	-	-	-	-	-	-
Total	-	-	-	-	-	-	-	-	-
06803									
Polling	-	-	-	-	-	-	-	-	-
Absentee	-	-	-	-	-	-	-	-	-
Early Vote	-	-	-	-	-	-	-	-	-
Provisional	-	-	-	-	-	-	-	-	-
Total	-	-	-	-	-	-	-	-	-
06902									
Polling	2026	311	291	70	24.05%	221	75.95%	0	0.00%
Absentee	2026	5	5	2	40.00%	3	60.00%	0	0.00%
Early Vote	2026	276	250	54	21.60%	196	78.40%	0	0.00%
Provisional	2026	10	9	0	0.00%	9	100.00%	0	0.00%
Total	2026	602	555	126	22.70%	429	77.30%	0	0.00%
07001									
Polling	-	-	-	-	-	-	-	-	-
Absentee	-	-	-	-	-	-	-	-	-
Early Vote	-	-	-	-	-	-	-	-	-
Provisional	-	-	-	-	-	-	-	-	-
Total	-	-	-	-	-	-	-	-	-
07002									
Polling	-	-	-	-	-	-	-	-	-
Absentee	-	-	-	-	-	-	-	-	-
Early Vote	-	-	-	-	-	-	-	-	-
Provisional	-	-	-	-	-	-	-	-	-
Total	-	-	-	-	-	-	-	-	-
07104									
Polling	-	-	-	-	-	-	-	-	-
Absentee	-	-	-	-	-	-	-	-	-
Early Vote	-	-	-	-	-	-	-	-	-
Provisional	-	-	-	-	-	-	-	-	-
Total	-	-	-	-	-	-	-	-	-
07203									
Polling	-	-	-	-	-	-	-	-	-
Absentee	-	-	-	-	-	-	-	-	-
Early Vote	-	-	-	-	-	-	-	-	-
Provisional	-	-	-	-	-	-	-	-	-
Total	-	-	-	-	-	-	-	-	-
07207									
Polling	-	-	-	-	-	-	-	-	-
Absentee	-	-	-	-	-	-	-	-	-
Early Vote	-	-	-	-	-	-	-	-	-
Provisional	-	-	-	-	-	-	-	-	-

RETRIEVED FROM DEMOCRACYDOCKET.COM

Statement of Votes Cast
Shelby County, TN
State and Federal General Election _Municipal Elections
November 6, 2018
SOVC For Jurisdiction Wide, All Counters, All Races
Official Combined Results

TN SENATE DIST. 29

	Reg. Voters	Times Counted	Total Votes	Tom Stephens		Raumesh Akbari		Write-In Votes	
Total	-	-	-	-	-	-	-	-	-
07301									
Polling	-	-	-	-	-	-	-	-	-
Absentee	-	-	-	-	-	-	-	-	-
Early Vote	-	-	-	-	-	-	-	-	-
Provisional	-	-	-	-	-	-	-	-	-
Total	-	-	-	-	-	-	-	-	-
07303									
Polling	-	-	-	-	-	-	-	-	-
Absentee	-	-	-	-	-	-	-	-	-
Early Vote	-	-	-	-	-	-	-	-	-
Provisional	-	-	-	-	-	-	-	-	-
Total	-	-	-	-	-	-	-	-	-
07401									
Polling	-	-	-	-	-	-	-	-	-
Absentee	-	-	-	-	-	-	-	-	-
Early Vote	-	-	-	-	-	-	-	-	-
Provisional	-	-	-	-	-	-	-	-	-
Total	-	-	-	-	-	-	-	-	-
07402									
Polling	-	-	-	-	-	-	-	-	-
Absentee	-	-	-	-	-	-	-	-	-
Early Vote	-	-	-	-	-	-	-	-	-
Provisional	-	-	-	-	-	-	-	-	-
Total	-	-	-	-	-	-	-	-	-
07405									
Polling	-	-	-	-	-	-	-	-	-
Absentee	-	-	-	-	-	-	-	-	-
Early Vote	-	-	-	-	-	-	-	-	-
Provisional	-	-	-	-	-	-	-	-	-
Total	-	-	-	-	-	-	-	-	-
07409									
Polling	-	-	-	-	-	-	-	-	-
Absentee	-	-	-	-	-	-	-	-	-
Early Vote	-	-	-	-	-	-	-	-	-
Provisional	-	-	-	-	-	-	-	-	-
Total	-	-	-	-	-	-	-	-	-
07501									
Polling	2511	358	323	10	3.10%	313	96.90%	0	0.00%
Absentee	2511	11	10	1	10.00%	9	90.00%	0	0.00%
Early Vote	2511	688	614	23	3.75%	591	96.25%	0	0.00%
Provisional	2511	2	2	0	0.00%	2	100.00%	0	0.00%
Total	2511	1059	949	34	3.58%	915	96.42%	0	0.00%
07506									
Polling	4668	781	715	30	4.20%	684	95.66%	1	0.14%
Absentee	4668	10	10	0	0.00%	10	100.00%	0	0.00%
Early Vote	4668	1387	1236	43	3.48%	1192	96.44%	1	0.08%
Provisional	4668	6	6	0	0.00%	6	100.00%	0	0.00%
Total	4668	2184	1967	73	3.71%	1892	96.19%	2	0.10%
07507									
Polling	4265	648	596	20	3.36%	576	96.64%	0	0.00%
Absentee	4265	17	16	0	0.00%	16	100.00%	0	0.00%
Early Vote	4265	1107	976	27	2.77%	949	97.23%	0	0.00%
Provisional	4265	0	0	0	-	0	-	0	-
Total	4265	1772	1588	47	2.96%	1541	97.04%	0	0.00%
07511									
Polling	3998	682	618	27	4.37%	589	95.31%	2	0.32%
Absentee	3998	21	19	0	0.00%	19	100.00%	0	0.00%

RETRIEVED FROM DEMOCRACYDOCKET.COM

Statement of Votes Cast
Shelby County, TN
State and Federal General Election _Municipal Elections
November 6, 2018
SOVC For Jurisdiction Wide, All Counters, All Races
Official Combined Results

TN SENATE DIST. 29

	Reg. Voters	Times Counted	Total Votes	Tom Stephens		Raumesh Akbari		Write-In Votes	
Early Vote	3998	1405	1278	35	2.74%	1242	97.18%	1	0.08%
Provisional	3998	5	5	0	0.00%	5	100.00%	0	0.00%
Total	3998	2113	1920	62	3.23%	1855	96.61%	3	0.16%
07604									
Polling	2705	474	440	25	5.68%	415	94.32%	0	0.00%
Absentee	2705	12	12	0	0.00%	12	100.00%	0	0.00%
Early Vote	2705	950	863	23	2.67%	840	97.33%	0	0.00%
Provisional	2705	3	3	0	0.00%	3	100.00%	0	0.00%
Total	2705	1439	1318	48	3.64%	1270	96.36%	0	0.00%
07605									
Polling	2560	351	320	14	4.38%	304	95.00%	2	0.63%
Absentee	2560	6	6	0	0.00%	6	100.00%	0	0.00%
Early Vote	2560	753	656	16	2.44%	639	97.41%	1	0.15%
Provisional	2560	7	7	0	0.00%	7	100.00%	0	0.00%
Total	2560	1117	989	30	3.03%	956	96.66%	3	0.30%
07606									
Polling	3910	620	551	24	4.36%	526	95.46%	1	0.18%
Absentee	3910	17	16	4	25.00%	12	75.00%	0	0.00%
Early Vote	3910	1191	1080	32	2.96%	1048	97.04%	0	0.00%
Provisional	3910	2	2	0	0.00%	2	100.00%	0	0.00%
Total	3910	1830	1649	60	3.64%	1588	96.30%	1	0.06%
07701									
Polling	3935	576	539	26	4.82%	513	95.18%	0	0.00%
Absentee	3935	17	17	2	11.76%	15	88.24%	0	0.00%
Early Vote	3935	1434	1312	42	3.20%	1267	96.57%	3	0.23%
Provisional	3935	2	2	0	0.00%	2	100.00%	0	0.00%
Total	3935	2029	1870	70	3.74%	1797	96.10%	3	0.16%
07703									
Polling	3193	432	397	23	5.79%	374	94.21%	0	0.00%
Absentee	3193	23	22	4	18.18%	18	81.82%	0	0.00%
Early Vote	3193	996	926	45	4.86%	880	95.03%	1	0.11%
Provisional	3193	3	2	0	0.00%	2	100.00%	0	0.00%
Total	3193	1454	1347	72	5.35%	1274	94.58%	1	0.07%
07803									
Polling	4069	488	454	17	3.74%	435	95.81%	2	0.44%
Absentee	4069	15	14	3	21.43%	11	78.57%	0	0.00%
Early Vote	4069	1090	986	42	4.26%	944	95.74%	0	0.00%
Provisional	4069	7	6	0	0.00%	6	100.00%	0	0.00%
Total	4069	1600	1460	62	4.25%	1396	95.62%	2	0.14%
07901									
Polling	5290	683	611	23	3.76%	588	96.24%	0	0.00%
Absentee	5290	82	75	8	10.67%	67	89.33%	0	0.00%
Early Vote	5290	1296	1162	56	4.82%	1106	95.18%	0	0.00%
Provisional	5290	13	13	2	15.38%	11	84.62%	0	0.00%
Total	5290	2074	1861	89	4.78%	1772	95.22%	0	0.00%
07902									
Polling	3020	524	479	23	4.80%	455	94.99%	1	0.21%
Absentee	3020	15	14	3	21.43%	11	78.57%	0	0.00%
Early Vote	3020	1114	1027	40	3.89%	985	95.91%	2	0.19%
Provisional	3020	5	5	0	0.00%	5	100.00%	0	0.00%
Total	3020	1658	1525	66	4.33%	1456	95.48%	3	0.20%
07903									
Polling	3891	718	673	51	7.58%	621	92.27%	1	0.15%
Absentee	3891	11	10	1	10.00%	9	90.00%	0	0.00%
Early Vote	3891	1128	1031	32	3.10%	999	96.90%	0	0.00%
Provisional	3891	2	2	1	50.00%	1	50.00%	0	0.00%
Total	3891	1859	1716	85	4.95%	1630	94.99%	1	0.06%
07907									

RETRIEVED FROM DEMOCRACYDOCKET.COM

Statement of Votes Cast
Shelby County, TN
State and Federal General Election _Municipal Elections
November 6, 2018
SOVC For Jurisdiction Wide, All Counters, All Races
Official Combined Results

TN SENATE DIST. 29

	Reg. Voters	Times Counted	Total Votes	Tom Stephens		Raumesh Akbari		Write-In Votes	
Polling	2602	394	368	16	4.35%	352	95.65%	0	0.00%
Absentee	2602	5	5	0	0.00%	4	80.00%	1	20.00%
Early Vote	2602	793	721	26	3.61%	695	96.39%	0	0.00%
Provisional	2602	2	2	0	0.00%	2	100.00%	0	0.00%
Total	2602	1194	1096	42	3.83%	1053	96.08%	1	0.09%
08002									
Polling	-	-	-	-	-	-	-	-	-
Absentee	-	-	-	-	-	-	-	-	-
Early Vote	-	-	-	-	-	-	-	-	-
Provisional	-	-	-	-	-	-	-	-	-
Total	-	-	-	-	-	-	-	-	-
08101									
Polling	-	-	-	-	-	-	-	-	-
Absentee	-	-	-	-	-	-	-	-	-
Early Vote	-	-	-	-	-	-	-	-	-
Provisional	-	-	-	-	-	-	-	-	-
Total	-	-	-	-	-	-	-	-	-
08103									
Polling	-	-	-	-	-	-	-	-	-
Absentee	-	-	-	-	-	-	-	-	-
Early Vote	-	-	-	-	-	-	-	-	-
Provisional	-	-	-	-	-	-	-	-	-
Total	-	-	-	-	-	-	-	-	-
08105									
Polling	-	-	-	-	-	-	-	-	-
Absentee	-	-	-	-	-	-	-	-	-
Early Vote	-	-	-	-	-	-	-	-	-
Provisional	-	-	-	-	-	-	-	-	-
Total	-	-	-	-	-	-	-	-	-
08107									
Polling	-	-	-	-	-	-	-	-	-
Absentee	-	-	-	-	-	-	-	-	-
Early Vote	-	-	-	-	-	-	-	-	-
Provisional	-	-	-	-	-	-	-	-	-
Total	-	-	-	-	-	-	-	-	-
08202									
Polling	1064	224	203	28	13.79%	175	86.21%	0	0.00%
Absentee	1064	3	3	0	0.00%	3	100.00%	0	0.00%
Early Vote	1064	310	276	13	4.71%	262	94.93%	1	0.36%
Provisional	1064	5	5	0	0.00%	5	100.00%	0	0.00%
Total	1064	542	487	41	8.42%	445	91.38%	1	0.21%
08300									
Polling	-	-	-	-	-	-	-	-	-
Absentee	-	-	-	-	-	-	-	-	-
Early Vote	-	-	-	-	-	-	-	-	-
Provisional	-	-	-	-	-	-	-	-	-
Total	-	-	-	-	-	-	-	-	-
08402									
Polling	-	-	-	-	-	-	-	-	-
Absentee	-	-	-	-	-	-	-	-	-
Early Vote	-	-	-	-	-	-	-	-	-
Provisional	-	-	-	-	-	-	-	-	-
Total	-	-	-	-	-	-	-	-	-
08600									
Polling	-	-	-	-	-	-	-	-	-
Absentee	-	-	-	-	-	-	-	-	-
Early Vote	-	-	-	-	-	-	-	-	-
Provisional	-	-	-	-	-	-	-	-	-

RETRIEVED FROM DEMOCRACYDOCKET.COM

Statement of Votes Cast
Shelby County, TN
State and Federal General Election _Municipal Elections
November 6, 2018
SOVC For Jurisdiction Wide, All Counters, All Races
Official Combined Results

	TN SENATE DIST. 29					
	Reg. Voters	Times Counted	Total Votes	Tom Stephens	Raumesh Akbari	Write-In Votes
Total	-	-	-	-	-	-
08702						
Polling	-	-	-	-	-	-
Absentee	-	-	-	-	-	-
Early Vote	-	-	-	-	-	-
Provisional	-	-	-	-	-	-
Total	-	-	-	-	-	-
08703						
Polling	-	-	-	-	-	-
Absentee	-	-	-	-	-	-
Early Vote	-	-	-	-	-	-
Provisional	-	-	-	-	-	-
Total	-	-	-	-	-	-
08704						
Polling	-	-	-	-	-	-
Absentee	-	-	-	-	-	-
Early Vote	-	-	-	-	-	-
Provisional	-	-	-	-	-	-
Total	-	-	-	-	-	-
08802						
Polling	-	-	-	-	-	-
Absentee	-	-	-	-	-	-
Early Vote	-	-	-	-	-	-
Provisional	-	-	-	-	-	-
Total	-	-	-	-	-	-
08803						
Polling	-	-	-	-	-	-
Absentee	-	-	-	-	-	-
Early Vote	-	-	-	-	-	-
Provisional	-	-	-	-	-	-
Total	-	-	-	-	-	-
08804						
Polling	-	-	-	-	-	-
Absentee	-	-	-	-	-	-
Early Vote	-	-	-	-	-	-
Provisional	-	-	-	-	-	-
Total	-	-	-	-	-	-
08901						
Polling	-	-	-	-	-	-
Absentee	-	-	-	-	-	-
Early Vote	-	-	-	-	-	-
Provisional	-	-	-	-	-	-
Total	-	-	-	-	-	-
08902						
Polling	-	-	-	-	-	-
Absentee	-	-	-	-	-	-
Early Vote	-	-	-	-	-	-
Provisional	-	-	-	-	-	-
Total	-	-	-	-	-	-
09002						
Polling	-	-	-	-	-	-
Absentee	-	-	-	-	-	-
Early Vote	-	-	-	-	-	-
Provisional	-	-	-	-	-	-
Total	-	-	-	-	-	-
09003						
Polling	-	-	-	-	-	-
Absentee	-	-	-	-	-	-

RETRIEVED FROM DEMOCRACYDOCKET.COM

Statement of Votes Cast
Shelby County, TN
State and Federal General Election _Municipal Elections
November 6, 2018
SOVC For Jurisdiction Wide, All Counters, All Races
Official Combined Results

	TN SENATE DIST. 29					
	Reg. Voters	Times Counted	Total Votes	Tom Stephens	Raumesh Akbari	Write-In Votes
Early Vote	-	-	-	-	-	-
Provisional	-	-	-	-	-	-
Total	-	-	-	-	-	-
09101						
Polling	-	-	-	-	-	-
Absentee	-	-	-	-	-	-
Early Vote	-	-	-	-	-	-
Provisional	-	-	-	-	-	-
Total	-	-	-	-	-	-
09102						
Polling	-	-	-	-	-	-
Absentee	-	-	-	-	-	-
Early Vote	-	-	-	-	-	-
Provisional	-	-	-	-	-	-
Total	-	-	-	-	-	-
09104						
Polling	-	-	-	-	-	-
Absentee	-	-	-	-	-	-
Early Vote	-	-	-	-	-	-
Provisional	-	-	-	-	-	-
Total	-	-	-	-	-	-
09201						
Polling	-	-	-	-	-	-
Absentee	-	-	-	-	-	-
Early Vote	-	-	-	-	-	-
Provisional	-	-	-	-	-	-
Total	-	-	-	-	-	-
09301						
Polling	-	-	-	-	-	-
Absentee	-	-	-	-	-	-
Early Vote	-	-	-	-	-	-
Provisional	-	-	-	-	-	-
Total	-	-	-	-	-	-
09303						
Polling	-	-	-	-	-	-
Absentee	-	-	-	-	-	-
Early Vote	-	-	-	-	-	-
Provisional	-	-	-	-	-	-
Total	-	-	-	-	-	-
09403						
Polling	-	-	-	-	-	-
Absentee	-	-	-	-	-	-
Early Vote	-	-	-	-	-	-
Provisional	-	-	-	-	-	-
Total	-	-	-	-	-	-
09406						
Polling	-	-	-	-	-	-
Absentee	-	-	-	-	-	-
Early Vote	-	-	-	-	-	-
Provisional	-	-	-	-	-	-
Total	-	-	-	-	-	-
09407						
Polling	-	-	-	-	-	-
Absentee	-	-	-	-	-	-
Early Vote	-	-	-	-	-	-
Provisional	-	-	-	-	-	-
Total	-	-	-	-	-	-
09408						

RETRIEVED FROM DEMOCRACYDOCKET.COM

Statement of Votes Cast
Shelby County, TN
State and Federal General Election _Municipal Elections
November 6, 2018
SOVC For Jurisdiction Wide, All Counters, All Races
Official Combined Results

	TN SENATE DIST. 29					
	Reg. Voters	Times Counted	Total Votes	Tom Stephens	Raumesh Akbari	Write-In Votes
Polling	-	-	-	-	-	-
Absentee	-	-	-	-	-	-
Early Vote	-	-	-	-	-	-
Provisional	-	-	-	-	-	-
Total	-	-	-	-	-	-
09501						
Polling	-	-	-	-	-	-
Absentee	-	-	-	-	-	-
Early Vote	-	-	-	-	-	-
Provisional	-	-	-	-	-	-
Total	-	-	-	-	-	-
09505						
Polling	-	-	-	-	-	-
Absentee	-	-	-	-	-	-
Early Vote	-	-	-	-	-	-
Provisional	-	-	-	-	-	-
Total	-	-	-	-	-	-
09506						
Polling	-	-	-	-	-	-
Absentee	-	-	-	-	-	-
Early Vote	-	-	-	-	-	-
Provisional	-	-	-	-	-	-
Total	-	-	-	-	-	-
09507						
Polling	-	-	-	-	-	-
Absentee	-	-	-	-	-	-
Early Vote	-	-	-	-	-	-
Provisional	-	-	-	-	-	-
Total	-	-	-	-	-	-
09508						
Polling	-	-	-	-	-	-
Absentee	-	-	-	-	-	-
Early Vote	-	-	-	-	-	-
Provisional	-	-	-	-	-	-
Total	-	-	-	-	-	-
09601						
Polling	-	-	-	-	-	-
Absentee	-	-	-	-	-	-
Early Vote	-	-	-	-	-	-
Provisional	-	-	-	-	-	-
Total	-	-	-	-	-	-
09602						
Polling	-	-	-	-	-	-
Absentee	-	-	-	-	-	-
Early Vote	-	-	-	-	-	-
Provisional	-	-	-	-	-	-
Total	-	-	-	-	-	-
ARL01						
Polling	-	-	-	-	-	-
Absentee	-	-	-	-	-	-
Early Vote	-	-	-	-	-	-
Provisional	-	-	-	-	-	-
Total	-	-	-	-	-	-
ARL02						
Polling	-	-	-	-	-	-
Absentee	-	-	-	-	-	-
Early Vote	-	-	-	-	-	-
Provisional	-	-	-	-	-	-

RETRIEVED FROM DEMOCRACYDOCKET.COM

Statement of Votes Cast
Shelby County, TN
State and Federal General Election _Municipal Elections
November 6, 2018
SOVC For Jurisdiction Wide, All Counters, All Races
Official Combined Results

	TN SENATE DIST. 29					
	Reg. Voters	Times Counted	Total Votes	Tom Stephens	Raumesh Akbari	Write-In Votes
Total	-	-	-	-	-	-
BAR03						
Polling	-	-	-	-	-	-
Absentee	-	-	-	-	-	-
Early Vote	-	-	-	-	-	-
Provisional	-	-	-	-	-	-
Total	-	-	-	-	-	-
BAR04						
Polling	-	-	-	-	-	-
Absentee	-	-	-	-	-	-
Early Vote	-	-	-	-	-	-
Provisional	-	-	-	-	-	-
Total	-	-	-	-	-	-
BAR05						
Polling	-	-	-	-	-	-
Absentee	-	-	-	-	-	-
Early Vote	-	-	-	-	-	-
Provisional	-	-	-	-	-	-
Total	-	-	-	-	-	-
BAR06						
Polling	-	-	-	-	-	-
Absentee	-	-	-	-	-	-
Early Vote	-	-	-	-	-	-
Provisional	-	-	-	-	-	-
Total	-	-	-	-	-	-
BAR08						
Polling	-	-	-	-	-	-
Absentee	-	-	-	-	-	-
Early Vote	-	-	-	-	-	-
Provisional	-	-	-	-	-	-
Total	-	-	-	-	-	-
BAR09						
Polling	-	-	-	-	-	-
Absentee	-	-	-	-	-	-
Early Vote	-	-	-	-	-	-
Provisional	-	-	-	-	-	-
Total	-	-	-	-	-	-
BAR11						
Polling	-	-	-	-	-	-
Absentee	-	-	-	-	-	-
Early Vote	-	-	-	-	-	-
Provisional	-	-	-	-	-	-
Total	-	-	-	-	-	-
BAR13						
Polling	-	-	-	-	-	-
Absentee	-	-	-	-	-	-
Early Vote	-	-	-	-	-	-
Provisional	-	-	-	-	-	-
Total	-	-	-	-	-	-
BRU01						
Polling	-	-	-	-	-	-
Absentee	-	-	-	-	-	-
Early Vote	-	-	-	-	-	-
Provisional	-	-	-	-	-	-
Total	-	-	-	-	-	-
BRU02						
Polling	-	-	-	-	-	-
Absentee	-	-	-	-	-	-

RETRIEVED FROM DEMOCRACYDOCKET.COM

Statement of Votes Cast
Shelby County, TN
State and Federal General Election _Municipal Elections
November 6, 2018
SOVC For Jurisdiction Wide, All Counters, All Races
Official Combined Results

	TN SENATE DIST. 29					
	Reg. Voters	Times Counted	Total Votes	Tom Stephens	Raumesh Akbari	Write-In Votes
Early Vote	-	-	-	-	-	-
Provisional	-	-	-	-	-	-
Total	-	-	-	-	-	-
COL01						
Polling	-	-	-	-	-	-
Absentee	-	-	-	-	-	-
Early Vote	-	-	-	-	-	-
Provisional	-	-	-	-	-	-
Total	-	-	-	-	-	-
COL02						
Polling	-	-	-	-	-	-
Absentee	-	-	-	-	-	-
Early Vote	-	-	-	-	-	-
Provisional	-	-	-	-	-	-
Total	-	-	-	-	-	-
COL03						
Polling	-	-	-	-	-	-
Absentee	-	-	-	-	-	-
Early Vote	-	-	-	-	-	-
Provisional	-	-	-	-	-	-
Total	-	-	-	-	-	-
COL04						
Polling	-	-	-	-	-	-
Absentee	-	-	-	-	-	-
Early Vote	-	-	-	-	-	-
Provisional	-	-	-	-	-	-
Total	-	-	-	-	-	-
COL05						
Polling	-	-	-	-	-	-
Absentee	-	-	-	-	-	-
Early Vote	-	-	-	-	-	-
Provisional	-	-	-	-	-	-
Total	-	-	-	-	-	-
COL06						
Polling	-	-	-	-	-	-
Absentee	-	-	-	-	-	-
Early Vote	-	-	-	-	-	-
Provisional	-	-	-	-	-	-
Total	-	-	-	-	-	-
COL07						
Polling	-	-	-	-	-	-
Absentee	-	-	-	-	-	-
Early Vote	-	-	-	-	-	-
Provisional	-	-	-	-	-	-
Total	-	-	-	-	-	-
COL08						
Polling	-	-	-	-	-	-
Absentee	-	-	-	-	-	-
Early Vote	-	-	-	-	-	-
Provisional	-	-	-	-	-	-
Total	-	-	-	-	-	-
COL09						
Polling	-	-	-	-	-	-
Absentee	-	-	-	-	-	-
Early Vote	-	-	-	-	-	-
Provisional	-	-	-	-	-	-
Total	-	-	-	-	-	-
COR03						

RETRIEVED FROM DEMOCRACYDOCKET.COM

Statement of Votes Cast
Shelby County, TN
State and Federal General Election _Municipal Elections
November 6, 2018
SOVC For Jurisdiction Wide, All Counters, All Races
Official Combined Results

	TN SENATE DIST. 29					
	Reg. Voters	Times Counted	Total Votes	Tom Stephens	Raumesh Akbari	Write-In Votes
Polling	-	-	-	-	-	-
Absentee	-	-	-	-	-	-
Early Vote	-	-	-	-	-	-
Provisional	-	-	-	-	-	-
Total	-	-	-	-	-	-
COR04						
Polling	-	-	-	-	-	-
Absentee	-	-	-	-	-	-
Early Vote	-	-	-	-	-	-
Provisional	-	-	-	-	-	-
Total	-	-	-	-	-	-
COR05						
Polling	-	-	-	-	-	-
Absentee	-	-	-	-	-	-
Early Vote	-	-	-	-	-	-
Provisional	-	-	-	-	-	-
Total	-	-	-	-	-	-
EAD00						
Polling	-	-	-	-	-	-
Absentee	-	-	-	-	-	-
Early Vote	-	-	-	-	-	-
Provisional	-	-	-	-	-	-
Total	-	-	-	-	-	-
FOR01						
Polling	-	-	-	-	-	-
Absentee	-	-	-	-	-	-
Early Vote	-	-	-	-	-	-
Provisional	-	-	-	-	-	-
Total	-	-	-	-	-	-
FOR02						
Polling	-	-	-	-	-	-
Absentee	-	-	-	-	-	-
Early Vote	-	-	-	-	-	-
Provisional	-	-	-	-	-	-
Total	-	-	-	-	-	-
FOR03						
Polling	-	-	-	-	-	-
Absentee	-	-	-	-	-	-
Early Vote	-	-	-	-	-	-
Provisional	-	-	-	-	-	-
Total	-	-	-	-	-	-
GER02						
Polling	-	-	-	-	-	-
Absentee	-	-	-	-	-	-
Early Vote	-	-	-	-	-	-
Provisional	-	-	-	-	-	-
Total	-	-	-	-	-	-
GER03						
Polling	-	-	-	-	-	-
Absentee	-	-	-	-	-	-
Early Vote	-	-	-	-	-	-
Provisional	-	-	-	-	-	-
Total	-	-	-	-	-	-
GER04						
Polling	-	-	-	-	-	-
Absentee	-	-	-	-	-	-
Early Vote	-	-	-	-	-	-
Provisional	-	-	-	-	-	-

RETRIEVED FROM DEMOCRACYDOCKET.COM

Statement of Votes Cast
Shelby County, TN
State and Federal General Election _Municipal Elections
November 6, 2018
SOVC For Jurisdiction Wide, All Counters, All Races
Official Combined Results

	TN SENATE DIST. 29								
	Reg. Voters	Times Counted	Total Votes	Tom Stephens		Raumesh Akbari		Write-In Votes	
Total	-	-	-	-	-	-	-	-	-
GER05									
Polling	-	-	-	-	-	-	-	-	-
Absentee	-	-	-	-	-	-	-	-	-
Early Vote	-	-	-	-	-	-	-	-	-
Provisional	-	-	-	-	-	-	-	-	-
Total	-	-	-	-	-	-	-	-	-
GER06									
Polling	-	-	-	-	-	-	-	-	-
Absentee	-	-	-	-	-	-	-	-	-
Early Vote	-	-	-	-	-	-	-	-	-
Provisional	-	-	-	-	-	-	-	-	-
Total	-	-	-	-	-	-	-	-	-
GER08									
Polling	-	-	-	-	-	-	-	-	-
Absentee	-	-	-	-	-	-	-	-	-
Early Vote	-	-	-	-	-	-	-	-	-
Provisional	-	-	-	-	-	-	-	-	-
Total	-	-	-	-	-	-	-	-	-
GER10									
Polling	-	-	-	-	-	-	-	-	-
Absentee	-	-	-	-	-	-	-	-	-
Early Vote	-	-	-	-	-	-	-	-	-
Provisional	-	-	-	-	-	-	-	-	-
Total	-	-	-	-	-	-	-	-	-
GER11									
Polling	-	-	-	-	-	-	-	-	-
Absentee	-	-	-	-	-	-	-	-	-
Early Vote	-	-	-	-	-	-	-	-	-
Provisional	-	-	-	-	-	-	-	-	-
Total	-	-	-	-	-	-	-	-	-
GER12									
Polling	-	-	-	-	-	-	-	-	-
Absentee	-	-	-	-	-	-	-	-	-
Early Vote	-	-	-	-	-	-	-	-	-
Provisional	-	-	-	-	-	-	-	-	-
Total	-	-	-	-	-	-	-	-	-
LAK01									
Polling	-	-	-	-	-	-	-	-	-
Absentee	-	-	-	-	-	-	-	-	-
Early Vote	-	-	-	-	-	-	-	-	-
Provisional	-	-	-	-	-	-	-	-	-
Total	-	-	-	-	-	-	-	-	-
LAK02									
Polling	-	-	-	-	-	-	-	-	-
Absentee	-	-	-	-	-	-	-	-	-
Early Vote	-	-	-	-	-	-	-	-	-
Provisional	-	-	-	-	-	-	-	-	-
Total	-	-	-	-	-	-	-	-	-
LUC01									
Polling	1383	328	296	204	68.92%	92	31.08%	0	0.00%
Absentee	1383	8	7	4	57.14%	3	42.86%	0	0.00%
Early Vote	1383	495	452	263	58.19%	187	41.37%	2	0.44%
Provisional	1383	4	4	2	50.00%	2	50.00%	0	0.00%
Total	1383	835	759	473	62.32%	284	37.42%	2	0.26%
LUC03									
Polling	1687	287	271	124	45.76%	146	53.87%	1	0.37%
Absentee	1687	6	6	1	16.67%	5	83.33%	0	0.00%

RETRIEVED FROM DEMOCRACYDOCKET.COM

Statement of Votes Cast
Shelby County, TN
State and Federal General Election _Municipal Elections
November 6, 2018
SOVC For Jurisdiction Wide, All Counters, All Races
Official Combined Results

TN SENATE DIST. 29

	Reg. Voters	Times Counted	Total Votes	Tom Stephens		Raumesh Akbari		Write-In Votes	
Early Vote	1687	511	475	219	46.11%	256	53.89%	0	0.00%
Provisional	1687	2	2	0	0.00%	2	100.00%	0	0.00%
Total	1687	806	754	344	45.62%	409	54.24%	1	0.13%
MCC00									
Polling	2400	415	387	133	34.37%	254	65.63%	0	0.00%
Absentee	2400	6	6	3	50.00%	3	50.00%	0	0.00%
Early Vote	2400	612	556	236	42.45%	320	57.55%	0	0.00%
Provisional	2400	5	5	1	20.00%	4	80.00%	0	0.00%
Total	2400	1038	954	373	39.10%	581	60.90%	0	0.00%
MIL01									
Polling	4777	672	628	403	64.17%	225	35.83%	0	0.00%
Absentee	4777	30	30	17	56.67%	13	43.33%	0	0.00%
Early Vote	4777	1935	1824	1208	66.23%	615	33.72%	1	0.05%
Provisional	4777	3	3	3	100.00%	0	0.00%	0	0.00%
Total	4777	2640	2485	1631	65.63%	853	34.33%	1	0.04%
MIL02									
Polling	5270	640	600	354	59.00%	246	41.00%	0	0.00%
Absentee	5270	38	36	19	52.78%	17	47.22%	0	0.00%
Early Vote	5270	1806	1677	995	59.33%	682	40.67%	0	0.00%
Provisional	5270	10	10	4	40.00%	6	60.00%	0	0.00%
Total	5270	2494	2323	1372	59.06%	951	40.94%	0	0.00%
MOR01									
Polling	-	-	-	-	-	-	-	-	-
Absentee	-	-	-	-	-	-	-	-	-
Early Vote	-	-	-	-	-	-	-	-	-
Provisional	-	-	-	-	-	-	-	-	-
Total	-	-	-	-	-	-	-	-	-
MOR02									
Polling	-	-	-	-	-	-	-	-	-
Absentee	-	-	-	-	-	-	-	-	-
Early Vote	-	-	-	-	-	-	-	-	-
Provisional	-	-	-	-	-	-	-	-	-
Total	-	-	-	-	-	-	-	-	-
ROS05									
Polling	-	-	-	-	-	-	-	-	-
Absentee	-	-	-	-	-	-	-	-	-
Early Vote	-	-	-	-	-	-	-	-	-
Provisional	-	-	-	-	-	-	-	-	-
Total	-	-	-	-	-	-	-	-	-
ROS13									
Polling	-	-	-	-	-	-	-	-	-
Absentee	-	-	-	-	-	-	-	-	-
Early Vote	-	-	-	-	-	-	-	-	-
Provisional	-	-	-	-	-	-	-	-	-
Total	-	-	-	-	-	-	-	-	-
ROS14									
Polling	-	-	-	-	-	-	-	-	-
Absentee	-	-	-	-	-	-	-	-	-
Early Vote	-	-	-	-	-	-	-	-	-
Provisional	-	-	-	-	-	-	-	-	-
Total	-	-	-	-	-	-	-	-	-
ROS15									
Polling	-	-	-	-	-	-	-	-	-
Absentee	-	-	-	-	-	-	-	-	-
Early Vote	-	-	-	-	-	-	-	-	-
Provisional	-	-	-	-	-	-	-	-	-
Total	-	-	-	-	-	-	-	-	-
ROS16									

RETRIEVED FROM DEMOCRACYDOCKET.COM

Statement of Votes Cast
Shelby County, TN
State and Federal General Election _Municipal Elections
November 6, 2018
SOVC For Jurisdiction Wide, All Counters, All Races
Official Combined Results

	TN SENATE DIST. 29								
	Reg. Voters	Times Counted	Total Votes	Tom Stephens		Raumesh Akbari		Write-In Votes	
Polling	-	-	-	-	-	-	-	-	-
Absentee	-	-	-	-	-	-	-	-	-
Early Vote	-	-	-	-	-	-	-	-	-
Provisional	-	-	-	-	-	-	-	-	-
Total	-	-	-	-	-	-	-	-	-
STE00									
Polling	-	-	-	-	-	-	-	-	-
Absentee	-	-	-	-	-	-	-	-	-
Early Vote	-	-	-	-	-	-	-	-	-
Provisional	-	-	-	-	-	-	-	-	-
Total	-	-	-	-	-	-	-	-	-
Total									
Polling	122299	20138	18627	3130	16.80%	15479	83.10%	18	0.10%
Absentee	122299	742	706	123	17.42%	580	82.15%	3	0.42%
Early Vote	122299	36047	33039	5398	16.34%	27619	83.60%	22	0.07%
Provisional	122299	210	201	28	13.93%	173	86.07%	0	0.00%
Total	122299	57137	52573	8679	16.51%	43851	83.41%	43	0.08%

RETRIEVED FROM DEMOCRACYDOCKET.COM

Statement of Votes Cast
Shelby County, TN
State and Federal General Election _Municipal Elections
November 6, 2018
SOVC For Jurisdiction Wide, All Counters, All Races
Official Combined Results

	TN SENATE DIST 31					
	Reg. Voters	Times Counted	Total Votes	Brian Kelsey	Gabby Salinas	Write-In Votes
Jurisdiction Wide						
00100						
Polling	-	-	-	-	-	-
Absentee	-	-	-	-	-	-
Early Vote	-	-	-	-	-	-
Provisional	-	-	-	-	-	-
Total	-	-	-	-	-	-
00200						
Polling	-	-	-	-	-	-
Absentee	-	-	-	-	-	-
Early Vote	-	-	-	-	-	-
Provisional	-	-	-	-	-	-
Total	-	-	-	-	-	-
01100						
Polling	-	-	-	-	-	-
Absentee	-	-	-	-	-	-
Early Vote	-	-	-	-	-	-
Provisional	-	-	-	-	-	-
Total	-	-	-	-	-	-
01200						
Polling	-	-	-	-	-	-
Absentee	-	-	-	-	-	-
Early Vote	-	-	-	-	-	-
Provisional	-	-	-	-	-	-
Total	-	-	-	-	-	-
01300						
Polling	-	-	-	-	-	-
Absentee	-	-	-	-	-	-
Early Vote	-	-	-	-	-	-
Provisional	-	-	-	-	-	-
Total	-	-	-	-	-	-
01601						
Polling	-	-	-	-	-	-
Absentee	-	-	-	-	-	-
Early Vote	-	-	-	-	-	-
Provisional	-	-	-	-	-	-
Total	-	-	-	-	-	-
01603						
Polling	-	-	-	-	-	-
Absentee	-	-	-	-	-	-
Early Vote	-	-	-	-	-	-
Provisional	-	-	-	-	-	-
Total	-	-	-	-	-	-
01700						
Polling	-	-	-	-	-	-
Absentee	-	-	-	-	-	-
Early Vote	-	-	-	-	-	-
Provisional	-	-	-	-	-	-
Total	-	-	-	-	-	-
02001						
Polling	-	-	-	-	-	-
Absentee	-	-	-	-	-	-
Early Vote	-	-	-	-	-	-
Provisional	-	-	-	-	-	-
Total	-	-	-	-	-	-
02003						
Polling	-	-	-	-	-	-
Absentee	-	-	-	-	-	-

RETRIEVED FROM DEMOCRACYDOCKET.COM

Statement of Votes Cast
Shelby County, TN
State and Federal General Election _Municipal Elections
November 6, 2018
SOVC For Jurisdiction Wide, All Counters, All Races
Official Combined Results

	TN SENATE DIST 31					
	Reg. Voters	Times Counted	Total Votes	Brian Kelsey	Gabby Salinas	Write-In Votes
Early Vote	-	-	-	-	-	-
Provisional	-	-	-	-	-	-
Total	-	-	-	-	-	-
02100						
Polling	-	-	-	-	-	-
Absentee	-	-	-	-	-	-
Early Vote	-	-	-	-	-	-
Provisional	-	-	-	-	-	-
Total	-	-	-	-	-	-
02600						
Polling	-	-	-	-	-	-
Absentee	-	-	-	-	-	-
Early Vote	-	-	-	-	-	-
Provisional	-	-	-	-	-	-
Total	-	-	-	-	-	-
02800						
Polling	-	-	-	-	-	-
Absentee	-	-	-	-	-	-
Early Vote	-	-	-	-	-	-
Provisional	-	-	-	-	-	-
Total	-	-	-	-	-	-
03102						
Polling	-	-	-	-	-	-
Absentee	-	-	-	-	-	-
Early Vote	-	-	-	-	-	-
Provisional	-	-	-	-	-	-
Total	-	-	-	-	-	-
03104						
Polling	-	-	-	-	-	-
Absentee	-	-	-	-	-	-
Early Vote	-	-	-	-	-	-
Provisional	-	-	-	-	-	-
Total	-	-	-	-	-	-
03300						
Polling	-	-	-	-	-	-
Absentee	-	-	-	-	-	-
Early Vote	-	-	-	-	-	-
Provisional	-	-	-	-	-	-
Total	-	-	-	-	-	-
03402						
Polling	-	-	-	-	-	-
Absentee	-	-	-	-	-	-
Early Vote	-	-	-	-	-	-
Provisional	-	-	-	-	-	-
Total	-	-	-	-	-	-
03601						
Polling	-	-	-	-	-	-
Absentee	-	-	-	-	-	-
Early Vote	-	-	-	-	-	-
Provisional	-	-	-	-	-	-
Total	-	-	-	-	-	-
03602						
Polling	-	-	-	-	-	-
Absentee	-	-	-	-	-	-
Early Vote	-	-	-	-	-	-
Provisional	-	-	-	-	-	-
Total	-	-	-	-	-	-
03700						

RETRIEVED FROM DEMOCRACYDOCKET.COM

Statement of Votes Cast
Shelby County, TN
State and Federal General Election _Municipal Elections
November 6, 2018
SOVC For Jurisdiction Wide, All Counters, All Races
Official Combined Results

TN SENATE DIST 31

	Reg. Voters	Times Counted	Total Votes	Brian Kelsey		Gabby Salinas		Write-In Votes	
Polling	-	-	-	-	-	-	-	-	-
Absentee	-	-	-	-	-	-	-	-	-
Early Vote	-	-	-	-	-	-	-	-	-
Provisional	-	-	-	-	-	-	-	-	-
Total	-	-	-	-	-	-	-	-	-
04103									
Polling	-	-	-	-	-	-	-	-	-
Absentee	-	-	-	-	-	-	-	-	-
Early Vote	-	-	-	-	-	-	-	-	-
Provisional	-	-	-	-	-	-	-	-	-
Total	-	-	-	-	-	-	-	-	-
04201									
Polling	-	-	-	-	-	-	-	-	-
Absentee	-	-	-	-	-	-	-	-	-
Early Vote	-	-	-	-	-	-	-	-	-
Provisional	-	-	-	-	-	-	-	-	-
Total	-	-	-	-	-	-	-	-	-
04401									
Polling	4099	785	765	414	54.12%	349	45.62%	2	0.26%
Absentee	4099	40	39	14	35.90%	25	64.10%	0	0.00%
Early Vote	4099	1594	1547	717	46.35%	828	53.52%	2	0.13%
Provisional	4099	1	1	0	0.00%	1	100.00%	0	0.00%
Total	4099	2420	2352	1145	48.68%	1203	51.15%	4	0.17%
04405									
Polling	2936	446	416	75	18.03%	340	81.73%	1	0.24%
Absentee	2936	59	56	35	62.50%	21	37.50%	0	0.00%
Early Vote	2936	900	827	272	32.89%	555	67.11%	0	0.00%
Provisional	2936	8	7	2	28.57%	5	71.43%	0	0.00%
Total	2936	1413	1306	384	29.40%	921	70.52%	1	0.08%
04502									
Polling	-	-	-	-	-	-	-	-	-
Absentee	-	-	-	-	-	-	-	-	-
Early Vote	-	-	-	-	-	-	-	-	-
Provisional	-	-	-	-	-	-	-	-	-
Total	-	-	-	-	-	-	-	-	-
04504									
Polling	5409	1048	1007	335	33.27%	672	66.73%	0	0.00%
Absentee	5409	62	60	19	31.67%	41	68.33%	0	0.00%
Early Vote	5409	1988	1915	698	36.45%	1217	63.55%	0	0.00%
Provisional	5409	6	5	1	20.00%	4	80.00%	0	0.00%
Total	5409	3104	2987	1053	35.25%	1934	64.75%	0	0.00%
04602									
Polling	-	-	-	-	-	-	-	-	-
Absentee	-	-	-	-	-	-	-	-	-
Early Vote	-	-	-	-	-	-	-	-	-
Provisional	-	-	-	-	-	-	-	-	-
Total	-	-	-	-	-	-	-	-	-
04700									
Polling	-	-	-	-	-	-	-	-	-
Absentee	-	-	-	-	-	-	-	-	-
Early Vote	-	-	-	-	-	-	-	-	-
Provisional	-	-	-	-	-	-	-	-	-
Total	-	-	-	-	-	-	-	-	-
04900									
Polling	-	-	-	-	-	-	-	-	-
Absentee	-	-	-	-	-	-	-	-	-
Early Vote	-	-	-	-	-	-	-	-	-
Provisional	-	-	-	-	-	-	-	-	-

RETRIEVED FROM DEMOCRACYDOCKET.COM

Statement of Votes Cast
Shelby County, TN
State and Federal General Election _Municipal Elections
November 6, 2018
SOVC For Jurisdiction Wide, All Counters, All Races
Official Combined Results

TN SENATE DIST 31

	Reg. Voters	Times Counted	Total Votes	Brian Kelsey		Gabby Salinas		Write-In Votes	
Total	-	-	-	-	-	-	-	-	-
05001									
Polling	-	-	-	-	-	-	-	-	-
Absentee	-	-	-	-	-	-	-	-	-
Early Vote	-	-	-	-	-	-	-	-	-
Provisional	-	-	-	-	-	-	-	-	-
Total	-	-	-	-	-	-	-	-	-
05002									
Polling	-	-	-	-	-	-	-	-	-
Absentee	-	-	-	-	-	-	-	-	-
Early Vote	-	-	-	-	-	-	-	-	-
Provisional	-	-	-	-	-	-	-	-	-
Total	-	-	-	-	-	-	-	-	-
05201									
Polling	-	-	-	-	-	-	-	-	-
Absentee	-	-	-	-	-	-	-	-	-
Early Vote	-	-	-	-	-	-	-	-	-
Provisional	-	-	-	-	-	-	-	-	-
Total	-	-	-	-	-	-	-	-	-
05301									
Polling	-	-	-	-	-	-	-	-	-
Absentee	-	-	-	-	-	-	-	-	-
Early Vote	-	-	-	-	-	-	-	-	-
Provisional	-	-	-	-	-	-	-	-	-
Total	-	-	-	-	-	-	-	-	-
05400									
Polling	-	-	-	-	-	-	-	-	-
Absentee	-	-	-	-	-	-	-	-	-
Early Vote	-	-	-	-	-	-	-	-	-
Provisional	-	-	-	-	-	-	-	-	-
Total	-	-	-	-	-	-	-	-	-
05502									
Polling	3391	736	716	426	59.50%	290	40.50%	0	0.00%
Absentee	3391	55	53	18	33.96%	35	66.04%	0	0.00%
Early Vote	3391	1619	1584	918	57.95%	664	41.92%	2	0.13%
Provisional	3391	3	3	0	0.00%	3	100.00%	0	0.00%
Total	3391	2413	2356	1362	57.81%	992	42.11%	2	0.08%
05700									
Polling	4632	780	762	506	66.40%	254	33.33%	2	0.26%
Absentee	4632	73	70	28	40.00%	42	60.00%	0	0.00%
Early Vote	4632	2453	2363	1467	62.08%	892	37.75%	4	0.17%
Provisional	4632	2	2	1	50.00%	1	50.00%	0	0.00%
Total	4632	3308	3197	2002	62.62%	1189	37.19%	6	0.19%
05801									
Polling	-	-	-	-	-	-	-	-	-
Absentee	-	-	-	-	-	-	-	-	-
Early Vote	-	-	-	-	-	-	-	-	-
Provisional	-	-	-	-	-	-	-	-	-
Total	-	-	-	-	-	-	-	-	-
05804									
Polling	-	-	-	-	-	-	-	-	-
Absentee	-	-	-	-	-	-	-	-	-
Early Vote	-	-	-	-	-	-	-	-	-
Provisional	-	-	-	-	-	-	-	-	-
Total	-	-	-	-	-	-	-	-	-
05905									
Polling	-	-	-	-	-	-	-	-	-
Absentee	-	-	-	-	-	-	-	-	-

RETRIEVED FROM DEMOCRACYDOCKET.COM

Statement of Votes Cast
Shelby County, TN
State and Federal General Election _Municipal Elections
November 6, 2018
SOVC For Jurisdiction Wide, All Counters, All Races
Official Combined Results

TN SENATE DIST 31

	Reg. Voters	Times Counted	Total Votes	Brian Kelsey		Gabby Salinas		Write-In Votes	
Early Vote	-	-	-	-	-	-	-	-	-
Provisional	-	-	-	-	-	-	-	-	-
Total	-	-	-	-	-	-	-	-	-
06003									
Polling	-	-	-	-	-	-	-	-	-
Absentee	-	-	-	-	-	-	-	-	-
Early Vote	-	-	-	-	-	-	-	-	-
Provisional	-	-	-	-	-	-	-	-	-
Total	-	-	-	-	-	-	-	-	-
06005									
Polling	-	-	-	-	-	-	-	-	-
Absentee	-	-	-	-	-	-	-	-	-
Early Vote	-	-	-	-	-	-	-	-	-
Provisional	-	-	-	-	-	-	-	-	-
Total	-	-	-	-	-	-	-	-	-
06006									
Polling	-	-	-	-	-	-	-	-	-
Absentee	-	-	-	-	-	-	-	-	-
Early Vote	-	-	-	-	-	-	-	-	-
Provisional	-	-	-	-	-	-	-	-	-
Total	-	-	-	-	-	-	-	-	-
06007									
Polling	-	-	-	-	-	-	-	-	-
Absentee	-	-	-	-	-	-	-	-	-
Early Vote	-	-	-	-	-	-	-	-	-
Provisional	-	-	-	-	-	-	-	-	-
Total	-	-	-	-	-	-	-	-	-
06009									
Polling	-	-	-	-	-	-	-	-	-
Absentee	-	-	-	-	-	-	-	-	-
Early Vote	-	-	-	-	-	-	-	-	-
Provisional	-	-	-	-	-	-	-	-	-
Total	-	-	-	-	-	-	-	-	-
06100									
Polling	-	-	-	-	-	-	-	-	-
Absentee	-	-	-	-	-	-	-	-	-
Early Vote	-	-	-	-	-	-	-	-	-
Provisional	-	-	-	-	-	-	-	-	-
Total	-	-	-	-	-	-	-	-	-
06200									
Polling	-	-	-	-	-	-	-	-	-
Absentee	-	-	-	-	-	-	-	-	-
Early Vote	-	-	-	-	-	-	-	-	-
Provisional	-	-	-	-	-	-	-	-	-
Total	-	-	-	-	-	-	-	-	-
06400									
Polling	3341	702	675	383	56.74%	291	43.11%	1	0.15%
Absentee	3341	49	47	18	38.30%	29	61.70%	0	0.00%
Early Vote	3341	1458	1425	748	52.49%	676	47.44%	1	0.07%
Provisional	3341	6	6	2	33.33%	4	66.67%	0	0.00%
Total	3341	2215	2153	1151	53.46%	1000	46.45%	2	0.09%
06600									
Polling	-	-	-	-	-	-	-	-	-
Absentee	-	-	-	-	-	-	-	-	-
Early Vote	-	-	-	-	-	-	-	-	-
Provisional	-	-	-	-	-	-	-	-	-
Total	-	-	-	-	-	-	-	-	-
06701									

RETRIEVED FROM DEMOCRACYDOCKET.COM

Statement of Votes Cast
Shelby County, TN
State and Federal General Election _Municipal Elections
November 6, 2018
SOVC For Jurisdiction Wide, All Counters, All Races
Official Combined Results

TN SENATE DIST 31

	Reg. Voters	Times Counted	Total Votes	Brian Kelsey		Gabby Salinas		Write-In Votes	
Polling	-	-	-	-	-	-	-	-	-
Absentee	-	-	-	-	-	-	-	-	-
Early Vote	-	-	-	-	-	-	-	-	-
Provisional	-	-	-	-	-	-	-	-	-
Total	-	-	-	-	-	-	-	-	-
06703									
Polling	2151	494	478	313	65.48%	164	34.31%	1	0.21%
Absentee	2151	15	14	7	50.00%	7	50.00%	0	0.00%
Early Vote	2151	910	878	492	56.04%	386	43.96%	0	0.00%
Provisional	2151	7	7	2	28.57%	5	71.43%	0	0.00%
Total	2151	1426	1377	814	59.11%	562	40.81%	1	0.07%
06801									
Polling	-	-	-	-	-	-	-	-	-
Absentee	-	-	-	-	-	-	-	-	-
Early Vote	-	-	-	-	-	-	-	-	-
Provisional	-	-	-	-	-	-	-	-	-
Total	-	-	-	-	-	-	-	-	-
06803									
Polling	3294	644	627	402	64.11%	225	35.89%	0	0.00%
Absentee	3294	60	57	33	57.89%	24	42.11%	0	0.00%
Early Vote	3294	1431	1379	791	57.36%	586	42.49%	2	0.15%
Provisional	3294	13	13	7	53.85%	6	46.15%	0	0.00%
Total	3294	2148	2076	1233	59.39%	841	40.51%	2	0.10%
06902									
Polling	-	-	-	-	-	-	-	-	-
Absentee	-	-	-	-	-	-	-	-	-
Early Vote	-	-	-	-	-	-	-	-	-
Provisional	-	-	-	-	-	-	-	-	-
Total	-	-	-	-	-	-	-	-	-
07001									
Polling	-	-	-	-	-	-	-	-	-
Absentee	-	-	-	-	-	-	-	-	-
Early Vote	-	-	-	-	-	-	-	-	-
Provisional	-	-	-	-	-	-	-	-	-
Total	-	-	-	-	-	-	-	-	-
07002									
Polling	-	-	-	-	-	-	-	-	-
Absentee	-	-	-	-	-	-	-	-	-
Early Vote	-	-	-	-	-	-	-	-	-
Provisional	-	-	-	-	-	-	-	-	-
Total	-	-	-	-	-	-	-	-	-
07104									
Polling	-	-	-	-	-	-	-	-	-
Absentee	-	-	-	-	-	-	-	-	-
Early Vote	-	-	-	-	-	-	-	-	-
Provisional	-	-	-	-	-	-	-	-	-
Total	-	-	-	-	-	-	-	-	-
07203									
Polling	-	-	-	-	-	-	-	-	-
Absentee	-	-	-	-	-	-	-	-	-
Early Vote	-	-	-	-	-	-	-	-	-
Provisional	-	-	-	-	-	-	-	-	-
Total	-	-	-	-	-	-	-	-	-
07207									
Polling	-	-	-	-	-	-	-	-	-
Absentee	-	-	-	-	-	-	-	-	-
Early Vote	-	-	-	-	-	-	-	-	-
Provisional	-	-	-	-	-	-	-	-	-

RETRIEVED FROM DEMOCRACYDOCKET.COM

Statement of Votes Cast
Shelby County, TN
State and Federal General Election _Municipal Elections
November 6, 2018
SOVC For Jurisdiction Wide, All Counters, All Races
Official Combined Results

	TN SENATE DIST 31					
	Reg. Voters	Times Counted	Total Votes	Brian Kelsey	Gabby Salinas	Write-In Votes
Total	-	-	-	-	-	-
07301						
Polling	-	-	-	-	-	-
Absentee	-	-	-	-	-	-
Early Vote	-	-	-	-	-	-
Provisional	-	-	-	-	-	-
Total	-	-	-	-	-	-
07303						
Polling	-	-	-	-	-	-
Absentee	-	-	-	-	-	-
Early Vote	-	-	-	-	-	-
Provisional	-	-	-	-	-	-
Total	-	-	-	-	-	-
07401						
Polling	-	-	-	-	-	-
Absentee	-	-	-	-	-	-
Early Vote	-	-	-	-	-	-
Provisional	-	-	-	-	-	-
Total	-	-	-	-	-	-
07402						
Polling	-	-	-	-	-	-
Absentee	-	-	-	-	-	-
Early Vote	-	-	-	-	-	-
Provisional	-	-	-	-	-	-
Total	-	-	-	-	-	-
07405						
Polling	-	-	-	-	-	-
Absentee	-	-	-	-	-	-
Early Vote	-	-	-	-	-	-
Provisional	-	-	-	-	-	-
Total	-	-	-	-	-	-
07409						
Polling	-	-	-	-	-	-
Absentee	-	-	-	-	-	-
Early Vote	-	-	-	-	-	-
Provisional	-	-	-	-	-	-
Total	-	-	-	-	-	-
07501						
Polling	-	-	-	-	-	-
Absentee	-	-	-	-	-	-
Early Vote	-	-	-	-	-	-
Provisional	-	-	-	-	-	-
Total	-	-	-	-	-	-
07506						
Polling	-	-	-	-	-	-
Absentee	-	-	-	-	-	-
Early Vote	-	-	-	-	-	-
Provisional	-	-	-	-	-	-
Total	-	-	-	-	-	-
07507						
Polling	-	-	-	-	-	-
Absentee	-	-	-	-	-	-
Early Vote	-	-	-	-	-	-
Provisional	-	-	-	-	-	-
Total	-	-	-	-	-	-
07511						
Polling	-	-	-	-	-	-
Absentee	-	-	-	-	-	-

RETRIEVED FROM DEMOCRACYDOCKET.COM

Statement of Votes Cast
Shelby County, TN
State and Federal General Election _Municipal Elections
November 6, 2018
SOVC For Jurisdiction Wide, All Counters, All Races
Official Combined Results

	TN SENATE DIST 31					
	Reg. Voters	Times Counted	Total Votes	Brian Kelsey	Gabby Salinas	Write-In Votes
Early Vote	-	-	-	-	-	-
Provisional	-	-	-	-	-	-
Total	-	-	-	-	-	-
07604						
Polling	-	-	-	-	-	-
Absentee	-	-	-	-	-	-
Early Vote	-	-	-	-	-	-
Provisional	-	-	-	-	-	-
Total	-	-	-	-	-	-
07605						
Polling	-	-	-	-	-	-
Absentee	-	-	-	-	-	-
Early Vote	-	-	-	-	-	-
Provisional	-	-	-	-	-	-
Total	-	-	-	-	-	-
07606						
Polling	-	-	-	-	-	-
Absentee	-	-	-	-	-	-
Early Vote	-	-	-	-	-	-
Provisional	-	-	-	-	-	-
Total	-	-	-	-	-	-
07701						
Polling	-	-	-	-	-	-
Absentee	-	-	-	-	-	-
Early Vote	-	-	-	-	-	-
Provisional	-	-	-	-	-	-
Total	-	-	-	-	-	-
07703						
Polling	-	-	-	-	-	-
Absentee	-	-	-	-	-	-
Early Vote	-	-	-	-	-	-
Provisional	-	-	-	-	-	-
Total	-	-	-	-	-	-
07803						
Polling	-	-	-	-	-	-
Absentee	-	-	-	-	-	-
Early Vote	-	-	-	-	-	-
Provisional	-	-	-	-	-	-
Total	-	-	-	-	-	-
07901						
Polling	-	-	-	-	-	-
Absentee	-	-	-	-	-	-
Early Vote	-	-	-	-	-	-
Provisional	-	-	-	-	-	-
Total	-	-	-	-	-	-
07902						
Polling	-	-	-	-	-	-
Absentee	-	-	-	-	-	-
Early Vote	-	-	-	-	-	-
Provisional	-	-	-	-	-	-
Total	-	-	-	-	-	-
07903						
Polling	-	-	-	-	-	-
Absentee	-	-	-	-	-	-
Early Vote	-	-	-	-	-	-
Provisional	-	-	-	-	-	-
Total	-	-	-	-	-	-
07907						

RETRIEVED FROM DEMOCRACYDOCKET.COM

Statement of Votes Cast
Shelby County, TN
State and Federal General Election _Municipal Elections
November 6, 2018
SOVC For Jurisdiction Wide, All Counters, All Races
Official Combined Results

TN SENATE DIST 31

	Reg. Voters	Times Counted	Total Votes	Brian Kelsey		Gabby Salinas		Write-In Votes	
Polling	-	-	-	-	-	-	-	-	-
Absentee	-	-	-	-	-	-	-	-	-
Early Vote	-	-	-	-	-	-	-	-	-
Provisional	-	-	-	-	-	-	-	-	-
Total	-	-	-	-	-	-	-	-	-
08002									
Polling	3892	684	672	378	56.25%	293	43.60%	1	0.15%
Absentee	3892	98	89	46	51.69%	43	48.31%	0	0.00%
Early Vote	3892	1594	1540	786	51.04%	752	48.83%	2	0.13%
Provisional	3892	20	19	8	42.11%	11	57.89%	0	0.00%
Total	3892	2396	2320	1218	52.50%	1099	47.37%	3	0.13%
08101									
Polling	-	-	-	-	-	-	-	-	-
Absentee	-	-	-	-	-	-	-	-	-
Early Vote	-	-	-	-	-	-	-	-	-
Provisional	-	-	-	-	-	-	-	-	-
Total	-	-	-	-	-	-	-	-	-
08103									
Polling	3243	634	616	390	63.31%	225	36.53%	1	0.16%
Absentee	3243	50	47	26	55.32%	21	44.68%	0	0.00%
Early Vote	3243	1460	1417	829	58.50%	587	41.43%	1	0.07%
Provisional	3243	1	1	1	100.00%	0	0.00%	0	0.00%
Total	3243	2145	2081	1246	59.88%	833	40.03%	2	0.10%
08105									
Polling	-	-	-	-	-	-	-	-	-
Absentee	-	-	-	-	-	-	-	-	-
Early Vote	-	-	-	-	-	-	-	-	-
Provisional	-	-	-	-	-	-	-	-	-
Total	-	-	-	-	-	-	-	-	-
08107									
Polling	5186	1051	1008	356	35.32%	650	64.48%	2	0.20%
Absentee	5186	50	49	19	38.78%	30	61.22%	0	0.00%
Early Vote	5186	1555	1504	522	34.71%	982	65.29%	0	0.00%
Provisional	5186	3	3	0	0.00%	3	100.00%	0	0.00%
Total	5186	2659	2564	897	34.98%	1665	64.94%	2	0.08%
08202									
Polling	-	-	-	-	-	-	-	-	-
Absentee	-	-	-	-	-	-	-	-	-
Early Vote	-	-	-	-	-	-	-	-	-
Provisional	-	-	-	-	-	-	-	-	-
Total	-	-	-	-	-	-	-	-	-
08300									
Polling	-	-	-	-	-	-	-	-	-
Absentee	-	-	-	-	-	-	-	-	-
Early Vote	-	-	-	-	-	-	-	-	-
Provisional	-	-	-	-	-	-	-	-	-
Total	-	-	-	-	-	-	-	-	-
08402									
Polling	-	-	-	-	-	-	-	-	-
Absentee	-	-	-	-	-	-	-	-	-
Early Vote	-	-	-	-	-	-	-	-	-
Provisional	-	-	-	-	-	-	-	-	-
Total	-	-	-	-	-	-	-	-	-
08600									
Polling	-	-	-	-	-	-	-	-	-
Absentee	-	-	-	-	-	-	-	-	-
Early Vote	-	-	-	-	-	-	-	-	-
Provisional	-	-	-	-	-	-	-	-	-

RETRIEVED FROM DEMOCRACYDOCKET.COM

Statement of Votes Cast
Shelby County, TN
State and Federal General Election _Municipal Elections
November 6, 2018
SOVC For Jurisdiction Wide, All Counters, All Races
Official Combined Results

TN SENATE DIST 31

	Reg. Voters	Times Counted	Total Votes	Brian Kelsey		Gabby Salinas		Write-In Votes	
Total	-	-	-	-	-	-	-	-	-
08702									
Polling	-	-	-	-	-	-	-	-	-
Absentee	-	-	-	-	-	-	-	-	-
Early Vote	-	-	-	-	-	-	-	-	-
Provisional	-	-	-	-	-	-	-	-	-
Total	-	-	-	-	-	-	-	-	-
08703									
Polling	-	-	-	-	-	-	-	-	-
Absentee	-	-	-	-	-	-	-	-	-
Early Vote	-	-	-	-	-	-	-	-	-
Provisional	-	-	-	-	-	-	-	-	-
Total	-	-	-	-	-	-	-	-	-
08704									
Polling	-	-	-	-	-	-	-	-	-
Absentee	-	-	-	-	-	-	-	-	-
Early Vote	-	-	-	-	-	-	-	-	-
Provisional	-	-	-	-	-	-	-	-	-
Total	-	-	-	-	-	-	-	-	-
08802									
Polling	-	-	-	-	-	-	-	-	-
Absentee	-	-	-	-	-	-	-	-	-
Early Vote	-	-	-	-	-	-	-	-	-
Provisional	-	-	-	-	-	-	-	-	-
Total	-	-	-	-	-	-	-	-	-
08803									
Polling	-	-	-	-	-	-	-	-	-
Absentee	-	-	-	-	-	-	-	-	-
Early Vote	-	-	-	-	-	-	-	-	-
Provisional	-	-	-	-	-	-	-	-	-
Total	-	-	-	-	-	-	-	-	-
08804									
Polling	-	-	-	-	-	-	-	-	-
Absentee	-	-	-	-	-	-	-	-	-
Early Vote	-	-	-	-	-	-	-	-	-
Provisional	-	-	-	-	-	-	-	-	-
Total	-	-	-	-	-	-	-	-	-
08901									
Polling	2588	449	436	192	44.04%	244	55.96%	0	0.00%
Absentee	2588	14	14	7	50.00%	7	50.00%	0	0.00%
Early Vote	2588	555	531	198	37.29%	331	62.34%	2	0.38%
Provisional	2588	16	15	2	13.33%	13	86.67%	0	0.00%
Total	2588	1034	996	399	40.06%	595	59.74%	2	0.20%
08902									
Polling	3379	760	731	237	32.42%	493	67.44%	1	0.14%
Absentee	3379	10	10	3	30.00%	7	70.00%	0	0.00%
Early Vote	3379	654	626	188	30.03%	438	69.97%	0	0.00%
Provisional	3379	16	16	3	18.75%	13	81.25%	0	0.00%
Total	3379	1440	1383	431	31.16%	951	68.76%	1	0.07%
09002									
Polling	-	-	-	-	-	-	-	-	-
Absentee	-	-	-	-	-	-	-	-	-
Early Vote	-	-	-	-	-	-	-	-	-
Provisional	-	-	-	-	-	-	-	-	-
Total	-	-	-	-	-	-	-	-	-
09003									
Polling	-	-	-	-	-	-	-	-	-
Absentee	-	-	-	-	-	-	-	-	-

RETRIEVED FROM DEMOCRACYDOCKET.COM

Statement of Votes Cast
Shelby County, TN
State and Federal General Election _Municipal Elections
November 6, 2018
SOVC For Jurisdiction Wide, All Counters, All Races
Official Combined Results

TN SENATE DIST 31

	Reg. Voters	Times Counted	Total Votes	Brian Kelsey		Gabby Salinas		Write-In Votes	
Early Vote	-	-	-	-	-	-	-	-	-
Provisional	-	-	-	-	-	-	-	-	-
Total	-	-	-	-	-	-	-	-	-
09101									
Polling	5085	825	799	355	44.43%	442	55.32%	2	0.25%
Absentee	5085	66	64	27	42.19%	37	57.81%	0	0.00%
Early Vote	5085	1787	1717	763	44.44%	954	55.56%	0	0.00%
Provisional	5085	16	16	5	31.25%	11	68.75%	0	0.00%
Total	5085	2694	2596	1150	44.30%	1444	55.62%	2	0.08%
09102									
Polling	4410	754	738	319	43.22%	418	56.64%	1	0.14%
Absentee	4410	65	62	37	59.68%	25	40.32%	0	0.00%
Early Vote	4410	1573	1517	610	40.21%	906	59.72%	1	0.07%
Provisional	4410	7	7	2	28.57%	5	71.43%	0	0.00%
Total	4410	2399	2324	968	41.65%	1354	58.26%	2	0.09%
09104									
Polling	4450	848	812	414	50.99%	398	49.01%	0	0.00%
Absentee	4450	26	24	7	29.17%	17	70.83%	0	0.00%
Early Vote	4450	1635	1590	804	50.57%	786	49.43%	0	0.00%
Provisional	4450	8	7	1	14.29%	6	85.71%	0	0.00%
Total	4450	2517	2433	1226	50.39%	1207	49.61%	0	0.00%
09201									
Polling	-	-	-	-	-	-	-	-	-
Absentee	-	-	-	-	-	-	-	-	-
Early Vote	-	-	-	-	-	-	-	-	-
Provisional	-	-	-	-	-	-	-	-	-
Total	-	-	-	-	-	-	-	-	-
09301									
Polling	-	-	-	-	-	-	-	-	-
Absentee	-	-	-	-	-	-	-	-	-
Early Vote	-	-	-	-	-	-	-	-	-
Provisional	-	-	-	-	-	-	-	-	-
Total	-	-	-	-	-	-	-	-	-
09303									
Polling	-	-	-	-	-	-	-	-	-
Absentee	-	-	-	-	-	-	-	-	-
Early Vote	-	-	-	-	-	-	-	-	-
Provisional	-	-	-	-	-	-	-	-	-
Total	-	-	-	-	-	-	-	-	-
09403									
Polling	-	-	-	-	-	-	-	-	-
Absentee	-	-	-	-	-	-	-	-	-
Early Vote	-	-	-	-	-	-	-	-	-
Provisional	-	-	-	-	-	-	-	-	-
Total	-	-	-	-	-	-	-	-	-
09406									
Polling	-	-	-	-	-	-	-	-	-
Absentee	-	-	-	-	-	-	-	-	-
Early Vote	-	-	-	-	-	-	-	-	-
Provisional	-	-	-	-	-	-	-	-	-
Total	-	-	-	-	-	-	-	-	-
09407									
Polling	-	-	-	-	-	-	-	-	-
Absentee	-	-	-	-	-	-	-	-	-
Early Vote	-	-	-	-	-	-	-	-	-
Provisional	-	-	-	-	-	-	-	-	-
Total	-	-	-	-	-	-	-	-	-
09408									

RETRIEVED FROM DEMOCRACYDOCKET.COM

Statement of Votes Cast
Shelby County, TN
State and Federal General Election _Municipal Elections
November 6, 2018
SOVC For Jurisdiction Wide, All Counters, All Races
Official Combined Results

TN SENATE DIST 31

	Reg. Voters	Times Counted	Total Votes	Brian Kelsey		Gabby Salinas		Write-In Votes	
Polling	-	-	-	-	-	-	-	-	-
Absentee	-	-	-	-	-	-	-	-	-
Early Vote	-	-	-	-	-	-	-	-	-
Provisional	-	-	-	-	-	-	-	-	-
Total	-	-	-	-	-	-	-	-	-
09501									
Polling	4147	881	862	304	35.27%	557	64.62%	1	0.12%
Absentee	4147	21	19	8	42.11%	11	57.89%	0	0.00%
Early Vote	4147	1177	1125	446	39.64%	677	60.18%	2	0.18%
Provisional	4147	8	8	2	25.00%	6	75.00%	0	0.00%
Total	4147	2087	2014	760	37.74%	1251	62.12%	3	0.15%
09505									
Polling	3166	679	653	294	45.02%	359	54.98%	0	0.00%
Absentee	3166	22	22	11	50.00%	11	50.00%	0	0.00%
Early Vote	3166	1140	1081	549	50.79%	532	49.21%	0	0.00%
Provisional	3166	18	18	5	27.78%	13	72.22%	0	0.00%
Total	3166	1859	1774	859	48.42%	915	51.58%	0	0.00%
09506									
Polling	3375	558	544	208	38.24%	336	61.76%	0	0.00%
Absentee	3375	21	21	8	38.10%	13	61.90%	0	0.00%
Early Vote	3375	1144	1096	456	41.61%	640	58.39%	0	0.00%
Provisional	3375	5	5	1	20.00%	4	80.00%	0	0.00%
Total	3375	1728	1666	673	40.40%	993	59.60%	0	0.00%
09507									
Polling	2886	517	499	192	38.48%	305	61.12%	2	0.40%
Absentee	2886	15	15	6	40.00%	9	60.00%	0	0.00%
Early Vote	2886	895	864	343	39.70%	520	60.19%	1	0.12%
Provisional	2886	6	6	1	16.67%	5	83.33%	0	0.00%
Total	2886	1433	1384	542	39.16%	839	60.62%	3	0.22%
09508									
Polling	4475	720	696	230	33.05%	466	66.95%	0	0.00%
Absentee	4475	32	31	11	35.48%	20	64.52%	0	0.00%
Early Vote	4475	1816	1759	701	39.85%	1058	60.15%	0	0.00%
Provisional	4475	8	8	2	25.00%	6	75.00%	0	0.00%
Total	4475	2576	2494	944	37.85%	1550	62.15%	0	0.00%
09601									
Polling	3577	691	672	204	30.36%	467	69.49%	1	0.15%
Absentee	3577	15	15	5	33.33%	10	66.67%	0	0.00%
Early Vote	3577	1118	1076	345	32.06%	729	67.75%	2	0.19%
Provisional	3577	3	3	0	0.00%	3	100.00%	0	0.00%
Total	3577	1827	1766	554	31.37%	1209	68.46%	3	0.17%
09602									
Polling	4305	825	789	322	40.81%	467	59.19%	0	0.00%
Absentee	4305	31	31	21	67.74%	10	32.26%	0	0.00%
Early Vote	4305	1433	1368	617	45.10%	751	54.90%	0	0.00%
Provisional	4305	11	11	7	63.64%	4	36.36%	0	0.00%
Total	4305	2300	2199	967	43.97%	1232	56.03%	0	0.00%
ARL01									
Polling	-	-	-	-	-	-	-	-	-
Absentee	-	-	-	-	-	-	-	-	-
Early Vote	-	-	-	-	-	-	-	-	-
Provisional	-	-	-	-	-	-	-	-	-
Total	-	-	-	-	-	-	-	-	-
ARL02									
Polling	-	-	-	-	-	-	-	-	-
Absentee	-	-	-	-	-	-	-	-	-
Early Vote	-	-	-	-	-	-	-	-	-
Provisional	-	-	-	-	-	-	-	-	-

RETRIEVED FROM DEMOCRACYDOCKET.COM

Statement of Votes Cast
Shelby County, TN
State and Federal General Election _Municipal Elections
November 6, 2018
SOVC For Jurisdiction Wide, All Counters, All Races
Official Combined Results

	TN SENATE DIST 31					
	Reg. Voters	Times Counted	Total Votes	Brian Kelsey	Gabby Salinas	Write-In Votes
Total	-	-	-	-	-	-
BAR03						
Polling	-	-	-	-	-	-
Absentee	-	-	-	-	-	-
Early Vote	-	-	-	-	-	-
Provisional	-	-	-	-	-	-
Total	-	-	-	-	-	-
BAR04						
Polling	-	-	-	-	-	-
Absentee	-	-	-	-	-	-
Early Vote	-	-	-	-	-	-
Provisional	-	-	-	-	-	-
Total	-	-	-	-	-	-
BAR05						
Polling	-	-	-	-	-	-
Absentee	-	-	-	-	-	-
Early Vote	-	-	-	-	-	-
Provisional	-	-	-	-	-	-
Total	-	-	-	-	-	-
BAR06						
Polling	-	-	-	-	-	-
Absentee	-	-	-	-	-	-
Early Vote	-	-	-	-	-	-
Provisional	-	-	-	-	-	-
Total	-	-	-	-	-	-
BAR08						
Polling	-	-	-	-	-	-
Absentee	-	-	-	-	-	-
Early Vote	-	-	-	-	-	-
Provisional	-	-	-	-	-	-
Total	-	-	-	-	-	-
BAR09						
Polling	-	-	-	-	-	-
Absentee	-	-	-	-	-	-
Early Vote	-	-	-	-	-	-
Provisional	-	-	-	-	-	-
Total	-	-	-	-	-	-
BAR11						
Polling	-	-	-	-	-	-
Absentee	-	-	-	-	-	-
Early Vote	-	-	-	-	-	-
Provisional	-	-	-	-	-	-
Total	-	-	-	-	-	-
BAR13						
Polling	-	-	-	-	-	-
Absentee	-	-	-	-	-	-
Early Vote	-	-	-	-	-	-
Provisional	-	-	-	-	-	-
Total	-	-	-	-	-	-
BRU01						
Polling	-	-	-	-	-	-
Absentee	-	-	-	-	-	-
Early Vote	-	-	-	-	-	-
Provisional	-	-	-	-	-	-
Total	-	-	-	-	-	-
BRU02						
Polling	-	-	-	-	-	-
Absentee	-	-	-	-	-	-

RETRIEVED FROM DEMOCRACYDOCKET.COM

Statement of Votes Cast
Shelby County, TN
State and Federal General Election _Municipal Elections
November 6, 2018
SOVC For Jurisdiction Wide, All Counters, All Races
Official Combined Results

	TN SENATE DIST 31					
	Reg. Voters	Times Counted	Total Votes	Brian Kelsey	Gabby Salinas	Write-In Votes
Early Vote	-	-	-	-	-	-
Provisional	-	-	-	-	-	-
Total	-	-	-	-	-	-
COL01						
Polling	-	-	-	-	-	-
Absentee	-	-	-	-	-	-
Early Vote	-	-	-	-	-	-
Provisional	-	-	-	-	-	-
Total	-	-	-	-	-	-
COL02						
Polling	-	-	-	-	-	-
Absentee	-	-	-	-	-	-
Early Vote	-	-	-	-	-	-
Provisional	-	-	-	-	-	-
Total	-	-	-	-	-	-
COL03						
Polling	-	-	-	-	-	-
Absentee	-	-	-	-	-	-
Early Vote	-	-	-	-	-	-
Provisional	-	-	-	-	-	-
Total	-	-	-	-	-	-
COL04						
Polling	-	-	-	-	-	-
Absentee	-	-	-	-	-	-
Early Vote	-	-	-	-	-	-
Provisional	-	-	-	-	-	-
Total	-	-	-	-	-	-
COL05						
Polling	-	-	-	-	-	-
Absentee	-	-	-	-	-	-
Early Vote	-	-	-	-	-	-
Provisional	-	-	-	-	-	-
Total	-	-	-	-	-	-
COL06						
Polling	-	-	-	-	-	-
Absentee	-	-	-	-	-	-
Early Vote	-	-	-	-	-	-
Provisional	-	-	-	-	-	-
Total	-	-	-	-	-	-
COL07						
Polling	-	-	-	-	-	-
Absentee	-	-	-	-	-	-
Early Vote	-	-	-	-	-	-
Provisional	-	-	-	-	-	-
Total	-	-	-	-	-	-
COL08						
Polling	-	-	-	-	-	-
Absentee	-	-	-	-	-	-
Early Vote	-	-	-	-	-	-
Provisional	-	-	-	-	-	-
Total	-	-	-	-	-	-
COL09						
Polling	-	-	-	-	-	-
Absentee	-	-	-	-	-	-
Early Vote	-	-	-	-	-	-
Provisional	-	-	-	-	-	-
Total	-	-	-	-	-	-
COR03						

RETRIEVED FROM DEMOCRACYDOCKET.COM

Statement of Votes Cast
Shelby County, TN
State and Federal General Election _Municipal Elections
November 6, 2018
SOVC For Jurisdiction Wide, All Counters, All Races
Official Combined Results

TN SENATE DIST 31

	Reg. Voters	Times Counted	Total Votes	Brian Kelsey		Gabby Salinas		Write-In Votes	
Polling	5214	961	936	410	43.80%	525	56.09%	1	0.11%
Absentee	5214	29	27	15	55.56%	12	44.44%	0	0.00%
Early Vote	5214	2136	2082	772	37.08%	1310	62.92%	0	0.00%
Provisional	5214	9	9	3	33.33%	6	66.67%	0	0.00%
Total	5214	3135	3054	1200	39.29%	1853	60.67%	1	0.03%
COR04									
Polling	2147	282	274	120	43.80%	154	56.20%	0	0.00%
Absentee	2147	34	32	19	59.38%	13	40.63%	0	0.00%
Early Vote	2147	830	796	363	45.60%	432	54.27%	1	0.13%
Provisional	2147	4	4	0	0.00%	4	100.00%	0	0.00%
Total	2147	1150	1106	502	45.39%	603	54.52%	1	0.09%
COR05									
Polling	3857	845	819	231	28.21%	588	71.79%	0	0.00%
Absentee	3857	13	13	3	23.08%	10	76.92%	0	0.00%
Early Vote	3857	1054	1027	268	26.10%	757	73.71%	2	0.19%
Provisional	3857	11	11	4	36.36%	7	63.64%	0	0.00%
Total	3857	1923	1870	506	27.06%	1362	72.83%	2	0.11%
EAD00									
Polling	-	-	-	-	-	-	-	-	-
Absentee	-	-	-	-	-	-	-	-	-
Early Vote	-	-	-	-	-	-	-	-	-
Provisional	-	-	-	-	-	-	-	-	-
Total	-	-	-	-	-	-	-	-	-
FOR01									
Polling	-	-	-	-	-	-	-	-	-
Absentee	-	-	-	-	-	-	-	-	-
Early Vote	-	-	-	-	-	-	-	-	-
Provisional	-	-	-	-	-	-	-	-	-
Total	-	-	-	-	-	-	-	-	-
FOR02									
Polling	-	-	-	-	-	-	-	-	-
Absentee	-	-	-	-	-	-	-	-	-
Early Vote	-	-	-	-	-	-	-	-	-
Provisional	-	-	-	-	-	-	-	-	-
Total	-	-	-	-	-	-	-	-	-
FOR03									
Polling	-	-	-	-	-	-	-	-	-
Absentee	-	-	-	-	-	-	-	-	-
Early Vote	-	-	-	-	-	-	-	-	-
Provisional	-	-	-	-	-	-	-	-	-
Total	-	-	-	-	-	-	-	-	-
GER02									
Polling	4575	769	756	500	66.14%	254	33.60%	2	0.26%
Absentee	4575	80	72	47	65.28%	25	34.72%	0	0.00%
Early Vote	4575	2082	2040	1416	69.41%	624	30.59%	0	0.00%
Provisional	4575	5	5	5	100.00%	0	0.00%	0	0.00%
Total	4575	2936	2873	1968	68.50%	903	31.43%	2	0.07%
GER03									
Polling	3688	743	718	502	69.92%	215	29.94%	1	0.14%
Absentee	3688	96	95	65	68.42%	30	31.58%	0	0.00%
Early Vote	3688	1457	1401	971	69.31%	430	30.69%	0	0.00%
Provisional	3688	4	4	3	75.00%	1	25.00%	0	0.00%
Total	3688	2300	2218	1541	69.48%	676	30.48%	1	0.05%
GER04									
Polling	4840	962	931	624	67.02%	306	32.87%	1	0.11%
Absentee	4840	72	72	38	52.78%	34	47.22%	0	0.00%
Early Vote	4840	2254	2200	1621	73.68%	576	26.18%	3	0.14%
Provisional	4840	6	6	2	33.33%	4	66.67%	0	0.00%

RETRIEVED FROM DEMOCRACYDOCKET.COM

Statement of Votes Cast
Shelby County, TN
State and Federal General Election _Municipal Elections
November 6, 2018
SOVC For Jurisdiction Wide, All Counters, All Races
Official Combined Results

TN SENATE DIST 31

	Reg. Voters	Times Counted	Total Votes	Brian Kelsey		Gabby Salinas		Write-In Votes	
Total	4840	3294	3209	2285	71.21%	920	28.67%	4	0.12%
GER05									
Polling	5127	1006	982	672	68.43%	310	31.57%	0	0.00%
Absentee	5127	72	70	30	42.86%	40	57.14%	0	0.00%
Early Vote	5127	2287	2225	1465	65.84%	758	34.07%	2	0.09%
Provisional	5127	5	5	2	40.00%	3	60.00%	0	0.00%
Total	5127	3370	3282	2169	66.09%	1111	33.85%	2	0.06%
GER06									
Polling	2561	548	537	324	60.34%	212	39.48%	1	0.19%
Absentee	2561	43	39	22	56.41%	17	43.59%	0	0.00%
Early Vote	2561	1284	1254	787	62.76%	466	37.16%	1	0.08%
Provisional	2561	2	2	0	0.00%	2	100.00%	0	0.00%
Total	2561	1877	1832	1133	61.84%	697	38.05%	2	0.11%
GER08									
Polling	2407	519	513	365	71.15%	148	28.85%	0	0.00%
Absentee	2407	28	28	11	39.29%	17	60.71%	0	0.00%
Early Vote	2407	1118	1103	779	70.63%	323	29.28%	1	0.09%
Provisional	2407	2	2	1	50.00%	1	50.00%	0	0.00%
Total	2407	1667	1646	1156	70.23%	489	29.71%	1	0.06%
GER10									
Polling	3307	583	572	413	72.20%	157	27.45%	2	0.35%
Absentee	3307	92	84	59	70.24%	25	29.76%	0	0.00%
Early Vote	3307	1633	1595	1113	69.78%	482	30.22%	0	0.00%
Provisional	3307	8	8	6	75.00%	2	25.00%	0	0.00%
Total	3307	2316	2259	1591	70.43%	666	29.48%	2	0.09%
GER11									
Polling	4461	719	703	506	71.98%	197	28.02%	0	0.00%
Absentee	4461	57	55	31	56.36%	24	43.64%	0	0.00%
Early Vote	4461	2136	2088	1584	75.86%	502	24.04%	2	0.10%
Provisional	4461	8	7	5	71.43%	2	28.57%	0	0.00%
Total	4461	2920	2853	2126	74.52%	725	25.41%	2	0.07%
GER12									
Polling	1418	255	252	176	69.84%	76	30.16%	0	0.00%
Absentee	1418	21	21	7	33.33%	14	66.67%	0	0.00%
Early Vote	1418	714	699	540	77.25%	158	22.60%	1	0.14%
Provisional	1418	3	3	1	33.33%	2	66.67%	0	0.00%
Total	1418	993	975	724	74.26%	250	25.64%	1	0.10%
LAK01									
Polling	-	-	-	-	-	-	-	-	-
Absentee	-	-	-	-	-	-	-	-	-
Early Vote	-	-	-	-	-	-	-	-	-
Provisional	-	-	-	-	-	-	-	-	-
Total	-	-	-	-	-	-	-	-	-
LAK02									
Polling	-	-	-	-	-	-	-	-	-
Absentee	-	-	-	-	-	-	-	-	-
Early Vote	-	-	-	-	-	-	-	-	-
Provisional	-	-	-	-	-	-	-	-	-
Total	-	-	-	-	-	-	-	-	-
LUC01									
Polling	-	-	-	-	-	-	-	-	-
Absentee	-	-	-	-	-	-	-	-	-
Early Vote	-	-	-	-	-	-	-	-	-
Provisional	-	-	-	-	-	-	-	-	-
Total	-	-	-	-	-	-	-	-	-
LUC03									
Polling	-	-	-	-	-	-	-	-	-
Absentee	-	-	-	-	-	-	-	-	-

RETRIEVED FROM DEMOCRACYDOCKET.COM

Statement of Votes Cast
Shelby County, TN
State and Federal General Election _Municipal Elections
November 6, 2018
SOVC For Jurisdiction Wide, All Counters, All Races
Official Combined Results

TN SENATE DIST 31

	Reg. Voters	Times Counted	Total Votes	Brian Kelsey		Gabby Salinas		Write-In Votes	
Early Vote	-	-	-	-	-	-	-	-	-
Provisional	-	-	-	-	-	-	-	-	-
Total	-	-	-	-	-	-	-	-	-
MCC00									
Polling	-	-	-	-	-	-	-	-	-
Absentee	-	-	-	-	-	-	-	-	-
Early Vote	-	-	-	-	-	-	-	-	-
Provisional	-	-	-	-	-	-	-	-	-
Total	-	-	-	-	-	-	-	-	-
MIL01									
Polling	-	-	-	-	-	-	-	-	-
Absentee	-	-	-	-	-	-	-	-	-
Early Vote	-	-	-	-	-	-	-	-	-
Provisional	-	-	-	-	-	-	-	-	-
Total	-	-	-	-	-	-	-	-	-
MIL02									
Polling	-	-	-	-	-	-	-	-	-
Absentee	-	-	-	-	-	-	-	-	-
Early Vote	-	-	-	-	-	-	-	-	-
Provisional	-	-	-	-	-	-	-	-	-
Total	-	-	-	-	-	-	-	-	-
MOR01									
Polling	5787	1018	1003	288	28.71%	714	71.19%	1	0.10%
Absentee	5787	26	25	10	40.00%	15	60.00%	0	0.00%
Early Vote	5787	2001	1963	429	21.85%	1534	78.15%	0	0.00%
Provisional	5787	6	6	1	16.67%	5	83.33%	0	0.00%
Total	5787	3051	2997	728	24.29%	2268	75.68%	1	0.03%
MOR02									
Polling	2900	559	545	291	53.39%	254	46.61%	0	0.00%
Absentee	2900	20	20	11	55.00%	9	45.00%	0	0.00%
Early Vote	2900	1137	1113	594	53.37%	519	46.63%	0	0.00%
Provisional	2900	4	3	1	33.33%	2	66.67%	0	0.00%
Total	2900	1720	1681	897	53.36%	784	46.64%	0	0.00%
ROS05									
Polling	-	-	-	-	-	-	-	-	-
Absentee	-	-	-	-	-	-	-	-	-
Early Vote	-	-	-	-	-	-	-	-	-
Provisional	-	-	-	-	-	-	-	-	-
Total	-	-	-	-	-	-	-	-	-
ROS13									
Polling	-	-	-	-	-	-	-	-	-
Absentee	-	-	-	-	-	-	-	-	-
Early Vote	-	-	-	-	-	-	-	-	-
Provisional	-	-	-	-	-	-	-	-	-
Total	-	-	-	-	-	-	-	-	-
ROS14									
Polling	-	-	-	-	-	-	-	-	-
Absentee	-	-	-	-	-	-	-	-	-
Early Vote	-	-	-	-	-	-	-	-	-
Provisional	-	-	-	-	-	-	-	-	-
Total	-	-	-	-	-	-	-	-	-
ROS15									
Polling	-	-	-	-	-	-	-	-	-
Absentee	-	-	-	-	-	-	-	-	-
Early Vote	-	-	-	-	-	-	-	-	-
Provisional	-	-	-	-	-	-	-	-	-
Total	-	-	-	-	-	-	-	-	-
ROS16									

RETRIEVED FROM DEMOCRACYDOCKET.COM

Statement of Votes Cast
Shelby County, TN
State and Federal General Election _Municipal Elections
November 6, 2018
SOVC For Jurisdiction Wide, All Counters, All Races
Official Combined Results

	TN SENATE DIST 31								
	Reg. Voters	Times Counted	Total Votes	Brian Kelsey		Gabby Salinas		Write-In Votes	
Polling	-	-	-	-	-	-	-	-	-
Absentee	-	-	-	-	-	-	-	-	-
Early Vote	-	-	-	-	-	-	-	-	-
Provisional	-	-	-	-	-	-	-	-	-
Total	-	-	-	-	-	-	-	-	-
STE00									
Polling	-	-	-	-	-	-	-	-	-
Absentee	-	-	-	-	-	-	-	-	-
Early Vote	-	-	-	-	-	-	-	-	-
Provisional	-	-	-	-	-	-	-	-	-
Total	-	-	-	-	-	-	-	-	-
Total									
Polling	139706	26280	25514	12671	49.66%	12815	50.23%	28	0.11%
Absentee	139706	1632	1562	782	50.06%	780	49.94%	0	0.00%
Early Vote	139706	54012	52315	26962	51.54%	25318	48.40%	35	0.07%
Provisional	139706	269	262	89	33.97%	173	66.03%	0	0.00%
Total	139706	82193	79653	40504	50.85%	39086	49.07%	63	0.08%

RETRIEVED FROM DEMOCRACYDOCKET.COM

Statement of Votes Cast
Shelby County, TN
State and Federal General Election _Municipal Elections
November 6, 2018
SOVC For Jurisdiction Wide, All Counters, All Races
Official Combined Results

	TN SENATE DIST 33				
	Reg. Voters	Times Counted	Total Votes	Katrina Robinson	Write-In Votes
Jurisdiction Wide					
00100					
Polling	-	-	-	-	-
Absentee	-	-	-	-	-
Early Vote	-	-	-	-	-
Provisional	-	-	-	-	-
Total	-	-	-	-	-
00200					
Polling	-	-	-	-	-
Absentee	-	-	-	-	-
Early Vote	-	-	-	-	-
Provisional	-	-	-	-	-
Total	-	-	-	-	-
01100					
Polling	-	-	-	-	-
Absentee	-	-	-	-	-
Early Vote	-	-	-	-	-
Provisional	-	-	-	-	-
Total	-	-	-	-	-
01200					
Polling	-	-	-	-	-
Absentee	-	-	-	-	-
Early Vote	-	-	-	-	-
Provisional	-	-	-	-	-
Total	-	-	-	-	-
01300					
Polling	-	-	-	-	-
Absentee	-	-	-	-	-
Early Vote	-	-	-	-	-
Provisional	-	-	-	-	-
Total	-	-	-	-	-
01601					
Polling	-	-	-	-	-
Absentee	-	-	-	-	-
Early Vote	-	-	-	-	-
Provisional	-	-	-	-	-
Total	-	-	-	-	-
01603					
Polling	-	-	-	-	-
Absentee	-	-	-	-	-
Early Vote	-	-	-	-	-
Provisional	-	-	-	-	-
Total	-	-	-	-	-
01700					
Polling	-	-	-	-	-
Absentee	-	-	-	-	-
Early Vote	-	-	-	-	-
Provisional	-	-	-	-	-
Total	-	-	-	-	-
02001					
Polling	-	-	-	-	-
Absentee	-	-	-	-	-
Early Vote	-	-	-	-	-
Provisional	-	-	-	-	-
Total	-	-	-	-	-
02003					
Polling	-	-	-	-	-
Absentee	-	-	-	-	-

RETRIEVED FROM DEMOCRACYDOCKET.COM

Statement of Votes Cast
Shelby County, TN
State and Federal General Election _Municipal Elections
November 6, 2018
SOVC For Jurisdiction Wide, All Counters, All Races
Official Combined Results

	TN SENATE DIST 33						
	Reg. Voters	Times Counted	Total Votes	Katrina Robinson		Write-In Votes	
Early Vote	-	-	-	-	-	-	-
Provisional	-	-	-	-	-	-	-
Total	-	-	-	-	-	-	-
02100							
Polling	-	-	-	-	-	-	-
Absentee	-	-	-	-	-	-	-
Early Vote	-	-	-	-	-	-	-
Provisional	-	-	-	-	-	-	-
Total	-	-	-	-	-	-	-
02600							
Polling	-	-	-	-	-	-	-
Absentee	-	-	-	-	-	-	-
Early Vote	-	-	-	-	-	-	-
Provisional	-	-	-	-	-	-	-
Total	-	-	-	-	-	-	-
02800							
Polling	-	-	-	-	-	-	-
Absentee	-	-	-	-	-	-	-
Early Vote	-	-	-	-	-	-	-
Provisional	-	-	-	-	-	-	-
Total	-	-	-	-	-	-	-
03102							
Polling	-	-	-	-	-	-	-
Absentee	-	-	-	-	-	-	-
Early Vote	-	-	-	-	-	-	-
Provisional	-	-	-	-	-	-	-
Total	-	-	-	-	-	-	-
03104							
Polling	-	-	-	-	-	-	-
Absentee	-	-	-	-	-	-	-
Early Vote	-	-	-	-	-	-	-
Provisional	-	-	-	-	-	-	-
Total	-	-	-	-	-	-	-
03300							
Polling	-	-	-	-	-	-	-
Absentee	-	-	-	-	-	-	-
Early Vote	-	-	-	-	-	-	-
Provisional	-	-	-	-	-	-	-
Total	-	-	-	-	-	-	-
03402							
Polling	-	-	-	-	-	-	-
Absentee	-	-	-	-	-	-	-
Early Vote	-	-	-	-	-	-	-
Provisional	-	-	-	-	-	-	-
Total	-	-	-	-	-	-	-
03601							
Polling	-	-	-	-	-	-	-
Absentee	-	-	-	-	-	-	-
Early Vote	-	-	-	-	-	-	-
Provisional	-	-	-	-	-	-	-
Total	-	-	-	-	-	-	-
03602							
Polling	-	-	-	-	-	-	-
Absentee	-	-	-	-	-	-	-
Early Vote	-	-	-	-	-	-	-
Provisional	-	-	-	-	-	-	-
Total	-	-	-	-	-	-	-
03700							

RETRIEVED FROM DEMOCRACYDOCKET.COM

Statement of Votes Cast
Shelby County, TN
State and Federal General Election _Municipal Elections
November 6, 2018
SOVC For Jurisdiction Wide, All Counters, All Races
Official Combined Results

TN SENATE DIST 33

	Reg. Voters	Times Counted	Total Votes	Katrina Robinson		Write-In Votes	
Polling	-	-	-	-	-	-	-
Absentee	-	-	-	-	-	-	-
Early Vote	-	-	-	-	-	-	-
Provisional	-	-	-	-	-	-	-
Total	-	-	-	-	-	-	-
04103							
Polling	-	-	-	-	-	-	-
Absentee	-	-	-	-	-	-	-
Early Vote	-	-	-	-	-	-	-
Provisional	-	-	-	-	-	-	-
Total	-	-	-	-	-	-	-
04201							
Polling	-	-	-	-	-	-	-
Absentee	-	-	-	-	-	-	-
Early Vote	-	-	-	-	-	-	-
Provisional	-	-	-	-	-	-	-
Total	-	-	-	-	-	-	-
04401							
Polling	-	-	-	-	-	-	-
Absentee	-	-	-	-	-	-	-
Early Vote	-	-	-	-	-	-	-
Provisional	-	-	-	-	-	-	-
Total	-	-	-	-	-	-	-
04405							
Polling	-	-	-	-	-	-	-
Absentee	-	-	-	-	-	-	-
Early Vote	-	-	-	-	-	-	-
Provisional	-	-	-	-	-	-	-
Total	-	-	-	-	-	-	-
04502							
Polling	4339	727	644	637	98.91%	7	1.09%
Absentee	4339	16	16	16	100.00%	0	0.00%
Early Vote	4339	1074	940	938	99.79%	2	0.21%
Provisional	4339	10	10	10	100.00%	0	0.00%
Total	4339	1827	1610	1601	99.44%	9	0.56%
04504							
Polling	-	-	-	-	-	-	-
Absentee	-	-	-	-	-	-	-
Early Vote	-	-	-	-	-	-	-
Provisional	-	-	-	-	-	-	-
Total	-	-	-	-	-	-	-
04602							
Polling	4361	793	499	482	96.59%	17	3.41%
Absentee	4361	70	50	48	96.00%	2	4.00%
Early Vote	4361	1393	847	824	97.28%	23	2.72%
Provisional	4361	15	10	10	100.00%	0	0.00%
Total	4361	2271	1406	1364	97.01%	42	2.99%
04700							
Polling	3847	663	597	597	100.00%	0	0.00%
Absentee	3847	12	9	9	100.00%	0	0.00%
Early Vote	3847	808	699	698	99.86%	1	0.14%
Provisional	3847	3	3	3	100.00%	0	0.00%
Total	3847	1486	1308	1307	99.92%	1	0.08%
04900							
Polling	-	-	-	-	-	-	-
Absentee	-	-	-	-	-	-	-
Early Vote	-	-	-	-	-	-	-
Provisional	-	-	-	-	-	-	-

RETRIEVED FROM DEMOCRACYDOCKET.COM

Statement of Votes Cast
Shelby County, TN
State and Federal General Election _Municipal Elections
November 6, 2018
SOVC For Jurisdiction Wide, All Counters, All Races
Official Combined Results

TN SENATE DIST 33

	Reg. Voters	Times Counted	Total Votes	Katrina Robinson		Write-In Votes	
Total	-	-	-	-	-	-	-
05001							
Polling	-	-	-	-	-	-	-
Absentee	-	-	-	-	-	-	-
Early Vote	-	-	-	-	-	-	-
Provisional	-	-	-	-	-	-	-
Total	-	-	-	-	-	-	-
05002							
Polling	-	-	-	-	-	-	-
Absentee	-	-	-	-	-	-	-
Early Vote	-	-	-	-	-	-	-
Provisional	-	-	-	-	-	-	-
Total	-	-	-	-	-	-	-
05201							
Polling	-	-	-	-	-	-	-
Absentee	-	-	-	-	-	-	-
Early Vote	-	-	-	-	-	-	-
Provisional	-	-	-	-	-	-	-
Total	-	-	-	-	-	-	-
05301							
Polling	-	-	-	-	-	-	-
Absentee	-	-	-	-	-	-	-
Early Vote	-	-	-	-	-	-	-
Provisional	-	-	-	-	-	-	-
Total	-	-	-	-	-	-	-
05400							
Polling	-	-	-	-	-	-	-
Absentee	-	-	-	-	-	-	-
Early Vote	-	-	-	-	-	-	-
Provisional	-	-	-	-	-	-	-
Total	-	-	-	-	-	-	-
05502							
Polling	-	-	-	-	-	-	-
Absentee	-	-	-	-	-	-	-
Early Vote	-	-	-	-	-	-	-
Provisional	-	-	-	-	-	-	-
Total	-	-	-	-	-	-	-
05700							
Polling	-	-	-	-	-	-	-
Absentee	-	-	-	-	-	-	-
Early Vote	-	-	-	-	-	-	-
Provisional	-	-	-	-	-	-	-
Total	-	-	-	-	-	-	-
05801							
Polling	2977	652	537	525	97.77%	12	2.23%
Absentee	2977	8	6	6	100.00%	0	0.00%
Early Vote	2977	669	544	537	98.71%	7	1.29%
Provisional	2977	9	8	8	100.00%	0	0.00%
Total	2977	1338	1095	1076	98.26%	19	1.74%
05804							
Polling	3820	630	517	515	99.61%	2	0.39%
Absentee	3820	11	8	8	100.00%	0	0.00%
Early Vote	3820	691	531	524	98.68%	7	1.32%
Provisional	3820	11	9	9	100.00%	0	0.00%
Total	3820	1343	1065	1056	99.15%	9	0.85%
05905							
Polling	3913	791	700	698	99.71%	2	0.29%
Absentee	3913	10	9	9	100.00%	0	0.00%

RETRIEVED FROM DEMOCRACYDOCKET.COM

Statement of Votes Cast
Shelby County, TN
State and Federal General Election _Municipal Elections
November 6, 2018
SOVC For Jurisdiction Wide, All Counters, All Races
Official Combined Results

TN SENATE DIST 33

	Reg. Voters	Times Counted	Total Votes	Katrina Robinson		Write-In Votes	
Early Vote	3913	892	776	774	99.74%	2	0.26%
Provisional	3913	3	2	2	100.00%	0	0.00%
Total	3913	1696	1487	1483	99.73%	4	0.27%
06003							
Polling	-	-	-	-	-	-	-
Absentee	-	-	-	-	-	-	-
Early Vote	-	-	-	-	-	-	-
Provisional	-	-	-	-	-	-	-
Total	-	-	-	-	-	-	-
06005							
Polling	1722	307	272	271	99.63%	1	0.37%
Absentee	1722	2	1	1	100.00%	0	0.00%
Early Vote	1722	341	296	295	99.66%	1	0.34%
Provisional	1722	1	1	1	100.00%	0	0.00%
Total	1722	651	570	568	99.65%	2	0.35%
06006							
Polling	-	-	-	-	-	-	-
Absentee	-	-	-	-	-	-	-
Early Vote	-	-	-	-	-	-	-
Provisional	-	-	-	-	-	-	-
Total	-	-	-	-	-	-	-
06007							
Polling	4382	854	761	760	99.87%	1	0.13%
Absentee	4382	10	10	10	100.00%	0	0.00%
Early Vote	4382	1074	962	956	99.38%	6	0.62%
Provisional	4382	8	7	7	100.00%	0	0.00%
Total	4382	1946	1740	1733	99.60%	7	0.40%
06009							
Polling	-	-	-	-	-	-	-
Absentee	-	-	-	-	-	-	-
Early Vote	-	-	-	-	-	-	-
Provisional	-	-	-	-	-	-	-
Total	-	-	-	-	-	-	-
06100							
Polling	-	-	-	-	-	-	-
Absentee	-	-	-	-	-	-	-
Early Vote	-	-	-	-	-	-	-
Provisional	-	-	-	-	-	-	-
Total	-	-	-	-	-	-	-
06200							
Polling	-	-	-	-	-	-	-
Absentee	-	-	-	-	-	-	-
Early Vote	-	-	-	-	-	-	-
Provisional	-	-	-	-	-	-	-
Total	-	-	-	-	-	-	-
06400							
Polling	-	-	-	-	-	-	-
Absentee	-	-	-	-	-	-	-
Early Vote	-	-	-	-	-	-	-
Provisional	-	-	-	-	-	-	-
Total	-	-	-	-	-	-	-
06600							
Polling	4230	791	536	510	95.15%	26	4.85%
Absentee	4230	20	8	7	87.50%	1	12.50%
Early Vote	4230	1337	849	827	97.41%	22	2.59%
Provisional	4230	6	6	6	100.00%	0	0.00%
Total	4230	2154	1399	1350	96.50%	49	3.50%
06701							

RETRIEVED FROM DEMOCRACYDOCKET.COM

Statement of Votes Cast
Shelby County, TN
State and Federal General Election _Municipal Elections
November 6, 2018
SOVC For Jurisdiction Wide, All Counters, All Races
Official Combined Results

TN SENATE DIST 33

	Reg. Voters	Times Counted	Total Votes	Katrina Robinson		Write-In Votes	
Polling	3458	757	445	422	94.83%	23	5.17%
Absentee	3458	19	13	12	92.31%	1	7.69%
Early Vote	3458	1227	721	688	95.42%	33	4.58%
Provisional	3458	9	6	5	83.33%	1	16.67%
Total	3458	2012	1185	1127	95.11%	58	4.89%
06703							
Polling	-	-	-	-	-	-	-
Absentee	-	-	-	-	-	-	-
Early Vote	-	-	-	-	-	-	-
Provisional	-	-	-	-	-	-	-
Total	-	-	-	-	-	-	-
06801							
Polling	-	-	-	-	-	-	-
Absentee	-	-	-	-	-	-	-
Early Vote	-	-	-	-	-	-	-
Provisional	-	-	-	-	-	-	-
Total	-	-	-	-	-	-	-
06803							
Polling	-	-	-	-	-	-	-
Absentee	-	-	-	-	-	-	-
Early Vote	-	-	-	-	-	-	-
Provisional	-	-	-	-	-	-	-
Total	-	-	-	-	-	-	-
06902							
Polling	-	-	-	-	-	-	-
Absentee	-	-	-	-	-	-	-
Early Vote	-	-	-	-	-	-	-
Provisional	-	-	-	-	-	-	-
Total	-	-	-	-	-	-	-
07001							
Polling	-	-	-	-	-	-	-
Absentee	-	-	-	-	-	-	-
Early Vote	-	-	-	-	-	-	-
Provisional	-	-	-	-	-	-	-
Total	-	-	-	-	-	-	-
07002							
Polling	-	-	-	-	-	-	-
Absentee	-	-	-	-	-	-	-
Early Vote	-	-	-	-	-	-	-
Provisional	-	-	-	-	-	-	-
Total	-	-	-	-	-	-	-
07104							
Polling	-	-	-	-	-	-	-
Absentee	-	-	-	-	-	-	-
Early Vote	-	-	-	-	-	-	-
Provisional	-	-	-	-	-	-	-
Total	-	-	-	-	-	-	-
07203							
Polling	-	-	-	-	-	-	-
Absentee	-	-	-	-	-	-	-
Early Vote	-	-	-	-	-	-	-
Provisional	-	-	-	-	-	-	-
Total	-	-	-	-	-	-	-
07207							
Polling	-	-	-	-	-	-	-
Absentee	-	-	-	-	-	-	-
Early Vote	-	-	-	-	-	-	-
Provisional	-	-	-	-	-	-	-

RETRIEVED FROM DEMOCRACYDOCKET.COM

Statement of Votes Cast
Shelby County, TN
State and Federal General Election _Municipal Elections
November 6, 2018
SOVC For Jurisdiction Wide, All Counters, All Races
Official Combined Results

TN SENATE DIST 33

	Reg. Voters	Times Counted	Total Votes	Katrina Robinson		Write-In Votes	
Total	-	-	-	-	-	-	-
07301							
Polling	2301	281	253	252	99.60%	1	0.40%
Absentee	2301	20	18	18	100.00%	0	0.00%
Early Vote	2301	345	295	295	100.00%	0	0.00%
Provisional	2301	2	2	2	100.00%	0	0.00%
Total	2301	648	568	567	99.82%	1	0.18%
07303							
Polling	3684	585	529	527	99.62%	2	0.38%
Absentee	3684	7	5	5	100.00%	0	0.00%
Early Vote	3684	817	715	714	99.86%	1	0.14%
Provisional	3684	8	8	8	100.00%	0	0.00%
Total	3684	1417	1257	1254	99.76%	3	0.24%
07401							
Polling	4325	648	578	578	100.00%	0	0.00%
Absentee	4325	10	8	8	100.00%	0	0.00%
Early Vote	4325	1097	942	939	99.68%	3	0.32%
Provisional	4325	1	1	1	100.00%	0	0.00%
Total	4325	1756	1529	1526	99.80%	3	0.20%
07402							
Polling	3977	594	541	537	99.26%	4	0.74%
Absentee	3977	13	12	12	100.00%	0	0.00%
Early Vote	3977	1179	1055	1052	99.72%	3	0.28%
Provisional	3977	8	4	4	100.00%	0	0.00%
Total	3977	1794	1612	1605	99.57%	7	0.43%
07405							
Polling	2970	506	427	423	99.06%	4	0.94%
Absentee	2970	9	4	4	100.00%	0	0.00%
Early Vote	2970	828	672	668	99.40%	4	0.60%
Provisional	2970	5	2	2	100.00%	0	0.00%
Total	2970	1348	1105	1097	99.28%	8	0.72%
07409							
Polling	2968	484	440	437	99.32%	3	0.68%
Absentee	2968	3	3	3	100.00%	0	0.00%
Early Vote	2968	612	550	547	99.45%	3	0.55%
Provisional	2968	8	8	8	100.00%	0	0.00%
Total	2968	1107	1001	995	99.40%	6	0.60%
07501							
Polling	-	-	-	-	-	-	-
Absentee	-	-	-	-	-	-	-
Early Vote	-	-	-	-	-	-	-
Provisional	-	-	-	-	-	-	-
Total	-	-	-	-	-	-	-
07506							
Polling	-	-	-	-	-	-	-
Absentee	-	-	-	-	-	-	-
Early Vote	-	-	-	-	-	-	-
Provisional	-	-	-	-	-	-	-
Total	-	-	-	-	-	-	-
07507							
Polling	-	-	-	-	-	-	-
Absentee	-	-	-	-	-	-	-
Early Vote	-	-	-	-	-	-	-
Provisional	-	-	-	-	-	-	-
Total	-	-	-	-	-	-	-
07511							
Polling	-	-	-	-	-	-	-
Absentee	-	-	-	-	-	-	-

RETRIEVED FROM DEMOCRACYDOCKET.COM

Statement of Votes Cast
Shelby County, TN
State and Federal General Election _Municipal Elections
November 6, 2018
SOVC For Jurisdiction Wide, All Counters, All Races
Official Combined Results

	TN SENATE DIST 33					
	Reg. Voters	Times Counted	Total Votes	Katrina Robinson	Write-In Votes	
Early Vote	-	-	-	-	-	-
Provisional	-	-	-	-	-	-
Total	-	-	-	-	-	-
07604						
Polling	-	-	-	-	-	-
Absentee	-	-	-	-	-	-
Early Vote	-	-	-	-	-	-
Provisional	-	-	-	-	-	-
Total	-	-	-	-	-	-
07605						
Polling	-	-	-	-	-	-
Absentee	-	-	-	-	-	-
Early Vote	-	-	-	-	-	-
Provisional	-	-	-	-	-	-
Total	-	-	-	-	-	-
07606						
Polling	-	-	-	-	-	-
Absentee	-	-	-	-	-	-
Early Vote	-	-	-	-	-	-
Provisional	-	-	-	-	-	-
Total	-	-	-	-	-	-
07701						
Polling	-	-	-	-	-	-
Absentee	-	-	-	-	-	-
Early Vote	-	-	-	-	-	-
Provisional	-	-	-	-	-	-
Total	-	-	-	-	-	-
07703						
Polling	-	-	-	-	-	-
Absentee	-	-	-	-	-	-
Early Vote	-	-	-	-	-	-
Provisional	-	-	-	-	-	-
Total	-	-	-	-	-	-
07803						
Polling	-	-	-	-	-	-
Absentee	-	-	-	-	-	-
Early Vote	-	-	-	-	-	-
Provisional	-	-	-	-	-	-
Total	-	-	-	-	-	-
07901						
Polling	-	-	-	-	-	-
Absentee	-	-	-	-	-	-
Early Vote	-	-	-	-	-	-
Provisional	-	-	-	-	-	-
Total	-	-	-	-	-	-
07902						
Polling	-	-	-	-	-	-
Absentee	-	-	-	-	-	-
Early Vote	-	-	-	-	-	-
Provisional	-	-	-	-	-	-
Total	-	-	-	-	-	-
07903						
Polling	-	-	-	-	-	-
Absentee	-	-	-	-	-	-
Early Vote	-	-	-	-	-	-
Provisional	-	-	-	-	-	-
Total	-	-	-	-	-	-
07907						

RETRIEVED FROM DEMOCRACYDOCKET.COM

Statement of Votes Cast
Shelby County, TN
State and Federal General Election _Municipal Elections
November 6, 2018
SOVC For Jurisdiction Wide, All Counters, All Races
Official Combined Results

	TN SENATE DIST 33						
	Reg. Voters	Times Counted	Total Votes	Katrina Robinson		Write-In Votes	
Polling	-	-	-	-	-	-	-
Absentee	-	-	-	-	-	-	-
Early Vote	-	-	-	-	-	-	-
Provisional	-	-	-	-	-	-	-
Total	-	-	-	-	-	-	-
08002							
Polling	-	-	-	-	-	-	-
Absentee	-	-	-	-	-	-	-
Early Vote	-	-	-	-	-	-	-
Provisional	-	-	-	-	-	-	-
Total	-	-	-	-	-	-	-
08101							
Polling	-	-	-	-	-	-	-
Absentee	-	-	-	-	-	-	-
Early Vote	-	-	-	-	-	-	-
Provisional	-	-	-	-	-	-	-
Total	-	-	-	-	-	-	-
08103							
Polling	-	-	-	-	-	-	-
Absentee	-	-	-	-	-	-	-
Early Vote	-	-	-	-	-	-	-
Provisional	-	-	-	-	-	-	-
Total	-	-	-	-	-	-	-
08105							
Polling	2960	566	434	426	98.16%	8	1.84%
Absentee	2960	53	43	43	100.00%	0	0.00%
Early Vote	2960	958	769	766	99.61%	3	0.39%
Provisional	2960	6	5	4	80.00%	1	20.00%
Total	2960	1583	1251	1239	99.04%	12	0.96%
08107							
Polling	-	-	-	-	-	-	-
Absentee	-	-	-	-	-	-	-
Early Vote	-	-	-	-	-	-	-
Provisional	-	-	-	-	-	-	-
Total	-	-	-	-	-	-	-
08202							
Polling	-	-	-	-	-	-	-
Absentee	-	-	-	-	-	-	-
Early Vote	-	-	-	-	-	-	-
Provisional	-	-	-	-	-	-	-
Total	-	-	-	-	-	-	-
08300							
Polling	-	-	-	-	-	-	-
Absentee	-	-	-	-	-	-	-
Early Vote	-	-	-	-	-	-	-
Provisional	-	-	-	-	-	-	-
Total	-	-	-	-	-	-	-
08402							
Polling	-	-	-	-	-	-	-
Absentee	-	-	-	-	-	-	-
Early Vote	-	-	-	-	-	-	-
Provisional	-	-	-	-	-	-	-
Total	-	-	-	-	-	-	-
08600							
Polling	-	-	-	-	-	-	-
Absentee	-	-	-	-	-	-	-
Early Vote	-	-	-	-	-	-	-
Provisional	-	-	-	-	-	-	-

RETRIEVED FROM DEMOCRACYDOCKET.COM

Statement of Votes Cast
Shelby County, TN
State and Federal General Election _Municipal Elections
November 6, 2018
SOVC For Jurisdiction Wide, All Counters, All Races
Official Combined Results

	TN SENATE DIST 33					
	Reg. Voters	Times Counted	Total Votes	Katrina Robinson	Write-In Votes	
Total	-	-	-	-	-	-
08702						
Polling	-	-	-	-	-	-
Absentee	-	-	-	-	-	-
Early Vote	-	-	-	-	-	-
Provisional	-	-	-	-	-	-
Total	-	-	-	-	-	-
08703						
Polling	-	-	-	-	-	-
Absentee	-	-	-	-	-	-
Early Vote	-	-	-	-	-	-
Provisional	-	-	-	-	-	-
Total	-	-	-	-	-	-
08704						
Polling	-	-	-	-	-	-
Absentee	-	-	-	-	-	-
Early Vote	-	-	-	-	-	-
Provisional	-	-	-	-	-	-
Total	-	-	-	-	-	-
08802						
Polling	-	-	-	-	-	-
Absentee	-	-	-	-	-	-
Early Vote	-	-	-	-	-	-
Provisional	-	-	-	-	-	-
Total	-	-	-	-	-	-
08803						
Polling	-	-	-	-	-	-
Absentee	-	-	-	-	-	-
Early Vote	-	-	-	-	-	-
Provisional	-	-	-	-	-	-
Total	-	-	-	-	-	-
08804						
Polling	-	-	-	-	-	-
Absentee	-	-	-	-	-	-
Early Vote	-	-	-	-	-	-
Provisional	-	-	-	-	-	-
Total	-	-	-	-	-	-
08901						
Polling	-	-	-	-	-	-
Absentee	-	-	-	-	-	-
Early Vote	-	-	-	-	-	-
Provisional	-	-	-	-	-	-
Total	-	-	-	-	-	-
08902						
Polling	-	-	-	-	-	-
Absentee	-	-	-	-	-	-
Early Vote	-	-	-	-	-	-
Provisional	-	-	-	-	-	-
Total	-	-	-	-	-	-
09002						
Polling	-	-	-	-	-	-
Absentee	-	-	-	-	-	-
Early Vote	-	-	-	-	-	-
Provisional	-	-	-	-	-	-
Total	-	-	-	-	-	-
09003						
Polling	-	-	-	-	-	-
Absentee	-	-	-	-	-	-

RETRIEVED FROM DEMOCRACYDOCKET.COM

Statement of Votes Cast
Shelby County, TN
State and Federal General Election _Municipal Elections
November 6, 2018
SOVC For Jurisdiction Wide, All Counters, All Races
Official Combined Results

TN SENATE DIST 33

	Reg. Voters	Times Counted	Total Votes	Katrina Robinson		Write-In Votes	
Early Vote	-	-	-	-	-	-	-
Provisional	-	-	-	-	-	-	-
Total	-	-	-	-	-	-	-
09101							
Polling	-	-	-	-	-	-	-
Absentee	-	-	-	-	-	-	-
Early Vote	-	-	-	-	-	-	-
Provisional	-	-	-	-	-	-	-
Total	-	-	-	-	-	-	-
09102							
Polling	-	-	-	-	-	-	-
Absentee	-	-	-	-	-	-	-
Early Vote	-	-	-	-	-	-	-
Provisional	-	-	-	-	-	-	-
Total	-	-	-	-	-	-	-
09104							
Polling	-	-	-	-	-	-	-
Absentee	-	-	-	-	-	-	-
Early Vote	-	-	-	-	-	-	-
Provisional	-	-	-	-	-	-	-
Total	-	-	-	-	-	-	-
09201							
Polling	1634	273	252	252	100.00%	0	0.00%
Absentee	1634	1	1	1	100.00%	0	0.00%
Early Vote	1634	368	329	328	99.70%	1	0.30%
Provisional	1634	4	2	2	100.00%	0	0.00%
Total	1634	646	584	583	99.83%	1	0.17%
09301							
Polling	3545	563	510	508	99.61%	2	0.39%
Absentee	3545	2	2	2	100.00%	0	0.00%
Early Vote	3545	675	605	603	99.67%	2	0.33%
Provisional	3545	3	2	2	100.00%	0	0.00%
Total	3545	1243	1119	1115	99.64%	4	0.36%
09303							
Polling	3179	367	332	331	99.70%	1	0.30%
Absentee	3179	123	45	44	97.78%	1	2.22%
Early Vote	3179	542	406	400	98.52%	6	1.48%
Provisional	3179	5	5	5	100.00%	0	0.00%
Total	3179	1037	788	780	98.98%	8	1.02%
09403							
Polling	4463	751	677	672	99.26%	5	0.74%
Absentee	4463	19	17	17	100.00%	0	0.00%
Early Vote	4463	1234	1102	1098	99.64%	4	0.36%
Provisional	4463	7	6	5	83.33%	1	16.67%
Total	4463	2011	1802	1792	99.45%	10	0.55%
09406							
Polling	2437	515	480	477	99.38%	3	0.63%
Absentee	2437	5	3	3	100.00%	0	0.00%
Early Vote	2437	555	493	492	99.80%	1	0.20%
Provisional	2437	5	5	5	100.00%	0	0.00%
Total	2437	1080	981	977	99.59%	4	0.41%
09407							
Polling	5534	1000	913	910	99.67%	3	0.33%
Absentee	5534	16	12	12	100.00%	0	0.00%
Early Vote	5534	1176	1053	1051	99.81%	2	0.19%
Provisional	5534	0	0	0	-	0	-
Total	5534	2192	1978	1973	99.75%	5	0.25%
09408							

RETRIEVED FROM DEMOCRACYDOCKET.COM

Statement of Votes Cast
Shelby County, TN
State and Federal General Election _Municipal Elections
November 6, 2018
SOVC For Jurisdiction Wide, All Counters, All Races
Official Combined Results

TN SENATE DIST 33

	Reg. Voters	Times Counted	Total Votes	Katrina Robinson		Write-In Votes	
Polling	3276	666	589	581	98.64%	8	1.36%
Absentee	3276	14	13	13	100.00%	0	0.00%
Early Vote	3276	1079	955	946	99.06%	9	0.94%
Provisional	3276	3	3	3	100.00%	0	0.00%
Total	3276	1762	1560	1543	98.91%	17	1.09%
09501							
Polling	-	-	-	-	-	-	-
Absentee	-	-	-	-	-	-	-
Early Vote	-	-	-	-	-	-	-
Provisional	-	-	-	-	-	-	-
Total	-	-	-	-	-	-	-
09505							
Polling	-	-	-	-	-	-	-
Absentee	-	-	-	-	-	-	-
Early Vote	-	-	-	-	-	-	-
Provisional	-	-	-	-	-	-	-
Total	-	-	-	-	-	-	-
09506							
Polling	-	-	-	-	-	-	-
Absentee	-	-	-	-	-	-	-
Early Vote	-	-	-	-	-	-	-
Provisional	-	-	-	-	-	-	-
Total	-	-	-	-	-	-	-
09507							
Polling	-	-	-	-	-	-	-
Absentee	-	-	-	-	-	-	-
Early Vote	-	-	-	-	-	-	-
Provisional	-	-	-	-	-	-	-
Total	-	-	-	-	-	-	-
09508							
Polling	-	-	-	-	-	-	-
Absentee	-	-	-	-	-	-	-
Early Vote	-	-	-	-	-	-	-
Provisional	-	-	-	-	-	-	-
Total	-	-	-	-	-	-	-
09601							
Polling	-	-	-	-	-	-	-
Absentee	-	-	-	-	-	-	-
Early Vote	-	-	-	-	-	-	-
Provisional	-	-	-	-	-	-	-
Total	-	-	-	-	-	-	-
09602							
Polling	-	-	-	-	-	-	-
Absentee	-	-	-	-	-	-	-
Early Vote	-	-	-	-	-	-	-
Provisional	-	-	-	-	-	-	-
Total	-	-	-	-	-	-	-
ARL01							
Polling	-	-	-	-	-	-	-
Absentee	-	-	-	-	-	-	-
Early Vote	-	-	-	-	-	-	-
Provisional	-	-	-	-	-	-	-
Total	-	-	-	-	-	-	-
ARL02							
Polling	-	-	-	-	-	-	-
Absentee	-	-	-	-	-	-	-
Early Vote	-	-	-	-	-	-	-
Provisional	-	-	-	-	-	-	-

RETRIEVED FROM DEMOCRACYDOCKET.COM

Statement of Votes Cast
Shelby County, TN
State and Federal General Election _Municipal Elections
November 6, 2018
SOVC For Jurisdiction Wide, All Counters, All Races
Official Combined Results

	TN SENATE DIST 33						
	Reg. Voters	Times Counted	Total Votes	Katrina Robinson		Write-In Votes	
Total	-	-	-	-	-	-	-
BAR03							
Polling	-	-	-	-	-	-	-
Absentee	-	-	-	-	-	-	-
Early Vote	-	-	-	-	-	-	-
Provisional	-	-	-	-	-	-	-
Total	-	-	-	-	-	-	-
BAR04							
Polling	-	-	-	-	-	-	-
Absentee	-	-	-	-	-	-	-
Early Vote	-	-	-	-	-	-	-
Provisional	-	-	-	-	-	-	-
Total	-	-	-	-	-	-	-
BAR05							
Polling	-	-	-	-	-	-	-
Absentee	-	-	-	-	-	-	-
Early Vote	-	-	-	-	-	-	-
Provisional	-	-	-	-	-	-	-
Total	-	-	-	-	-	-	-
BAR06							
Polling	-	-	-	-	-	-	-
Absentee	-	-	-	-	-	-	-
Early Vote	-	-	-	-	-	-	-
Provisional	-	-	-	-	-	-	-
Total	-	-	-	-	-	-	-
BAR08							
Polling	-	-	-	-	-	-	-
Absentee	-	-	-	-	-	-	-
Early Vote	-	-	-	-	-	-	-
Provisional	-	-	-	-	-	-	-
Total	-	-	-	-	-	-	-
BAR09							
Polling	-	-	-	-	-	-	-
Absentee	-	-	-	-	-	-	-
Early Vote	-	-	-	-	-	-	-
Provisional	-	-	-	-	-	-	-
Total	-	-	-	-	-	-	-
BAR11							
Polling	-	-	-	-	-	-	-
Absentee	-	-	-	-	-	-	-
Early Vote	-	-	-	-	-	-	-
Provisional	-	-	-	-	-	-	-
Total	-	-	-	-	-	-	-
BAR13							
Polling	-	-	-	-	-	-	-
Absentee	-	-	-	-	-	-	-
Early Vote	-	-	-	-	-	-	-
Provisional	-	-	-	-	-	-	-
Total	-	-	-	-	-	-	-
BRU01							
Polling	-	-	-	-	-	-	-
Absentee	-	-	-	-	-	-	-
Early Vote	-	-	-	-	-	-	-
Provisional	-	-	-	-	-	-	-
Total	-	-	-	-	-	-	-
BRU02							
Polling	-	-	-	-	-	-	-
Absentee	-	-	-	-	-	-	-

RETRIEVED FROM DEMOCRACYDOCKET.COM

Statement of Votes Cast
Shelby County, TN
State and Federal General Election _Municipal Elections
November 6, 2018
SOVC For Jurisdiction Wide, All Counters, All Races
Official Combined Results

	TN SENATE DIST 33						
	Reg. Voters	Times Counted	Total Votes	Katrina Robinson		Write-In Votes	
Early Vote	-	-	-	-	-	-	-
Provisional	-	-	-	-	-	-	-
Total	-	-	-	-	-	-	-
COL01							
Polling	-	-	-	-	-	-	-
Absentee	-	-	-	-	-	-	-
Early Vote	-	-	-	-	-	-	-
Provisional	-	-	-	-	-	-	-
Total	-	-	-	-	-	-	-
COL02							
Polling	-	-	-	-	-	-	-
Absentee	-	-	-	-	-	-	-
Early Vote	-	-	-	-	-	-	-
Provisional	-	-	-	-	-	-	-
Total	-	-	-	-	-	-	-
COL03							
Polling	-	-	-		-	-	-
Absentee	-	-	-		-	-	-
Early Vote	-	-	-		-	-	-
Provisional	-	-	-		-	-	-
Total	-	-	-	-	-	-	-
COL04							
Polling	-	-	-		-	-	-
Absentee	-	-	-		-	-	-
Early Vote	-	-	-		-	-	-
Provisional	-	-	-	-	-	-	-
Total	-	-	-	-	-	-	-
COL05							
Polling	-	-	-	-	-	-	-
Absentee	-	-	-	-	-	-	-
Early Vote	-	-	-	-	-	-	-
Provisional	-	-	-	-	-	-	-
Total	-	-	-	-	-	-	-
COL06							
Polling	-	-	-	-	-	-	-
Absentee	-	-	-	-	-	-	-
Early Vote	-	-	-	-	-	-	-
Provisional	-	-	-	-	-	-	-
Total	-	-	-	-	-	-	-
COL07							
Polling	-	-	-	-	-	-	-
Absentee	-	-	-	-	-	-	-
Early Vote	-	-	-	-	-	-	-
Provisional	-	-	-	-	-	-	-
Total	-	-	-	-	-	-	-
COL08							
Polling	-	-	-	-	-	-	-
Absentee	-	-	-	-	-	-	-
Early Vote	-	-	-	-	-	-	-
Provisional	-	-	-	-	-	-	-
Total	-	-	-	-	-	-	-
COL09							
Polling	-	-	-	-	-	-	-
Absentee	-	-	-	-	-	-	-
Early Vote	-	-	-	-	-	-	-
Provisional	-	-	-	-	-	-	-
Total	-	-	-	-	-	-	-
COR03							

RETRIEVED FROM DEMOCRACYDOCKET.COM

Statement of Votes Cast
Shelby County, TN
State and Federal General Election _Municipal Elections
November 6, 2018
SOVC For Jurisdiction Wide, All Counters, All Races
Official Combined Results

TN SENATE DIST 33

	Reg. Voters	Times Counted	Total Votes	Katrina Robinson		Write-In Votes	
Polling	-	-	-	-	-	-	-
Absentee	-	-	-	-	-	-	-
Early Vote	-	-	-	-	-	-	-
Provisional	-	-	-	-	-	-	-
Total	-	-	-	-	-	-	-
COR04							
Polling	-	-	-	-	-	-	-
Absentee	-	-	-	-	-	-	-
Early Vote	-	-	-	-	-	-	-
Provisional	-	-	-	-	-	-	-
Total	-	-	-	-	-	-	-
COR05							
Polling	-	-	-	-	-	-	-
Absentee	-	-	-	-	-	-	-
Early Vote	-	-	-	-	-	-	-
Provisional	-	-	-	-	-	-	-
Total	-	-	-	-	-	-	-
EAD00							
Polling	-	-	-	-	-	-	-
Absentee	-	-	-	-	-	-	-
Early Vote	-	-	-	-	-	-	-
Provisional	-	-	-	-	-	-	-
Total	-	-	-	-	-	-	-
FOR01							
Polling	2976	495	331	321	96.98%	10	3.02%
Absentee	2976	27	14	14	100.00%	0	0.00%
Early Vote	2976	1086	640	614	95.94%	26	4.06%
Provisional	2976	4	3	3	100.00%	0	0.00%
Total	2976	1612	988	952	96.36%	36	3.64%
FOR02							
Polling	-	-	-	-	-	-	-
Absentee	-	-	-	-	-	-	-
Early Vote	-	-	-	-	-	-	-
Provisional	-	-	-	-	-	-	-
Total	-	-	-	-	-	-	-
FOR03							
Polling	4129	823	731	728	99.59%	3	0.41%
Absentee	4129	15	14	14	100.00%	0	0.00%
Early Vote	4129	1429	1271	1263	99.37%	8	0.63%
Provisional	4129	4	4	4	100.00%	0	0.00%
Total	4129	2271	2020	2009	99.46%	11	0.54%
GER02							
Polling	-	-	-	-	-	-	-
Absentee	-	-	-	-	-	-	-
Early Vote	-	-	-	-	-	-	-
Provisional	-	-	-	-	-	-	-
Total	-	-	-	-	-	-	-
GER03							
Polling	-	-	-	-	-	-	-
Absentee	-	-	-	-	-	-	-
Early Vote	-	-	-	-	-	-	-
Provisional	-	-	-	-	-	-	-
Total	-	-	-	-	-	-	-
GER04							
Polling	-	-	-	-	-	-	-
Absentee	-	-	-	-	-	-	-
Early Vote	-	-	-	-	-	-	-
Provisional	-	-	-	-	-	-	-

RETRIEVED FROM DEMOCRACYDOCKET.COM

Statement of Votes Cast
Shelby County, TN
State and Federal General Election _Municipal Elections
November 6, 2018
SOVC For Jurisdiction Wide, All Counters, All Races
Official Combined Results

	TN SENATE DIST 33						
	Reg. Voters	Times Counted	Total Votes	Katrina Robinson		Write-In Votes	
Total	-	-	-	-	-	-	-
GER05							
Polling	-	-	-	-	-	-	-
Absentee	-	-	-	-	-	-	-
Early Vote	-	-	-	-	-	-	-
Provisional	-	-	-	-	-	-	-
Total	-	-	-	-	-	-	-
GER06							
Polling	-	-	-	-	-	-	-
Absentee	-	-	-	-	-	-	-
Early Vote	-	-	-	-	-	-	-
Provisional	-	-	-	-	-	-	-
Total	-	-	-	-	-	-	-
GER08							
Polling	-	-	-	-	-	-	-
Absentee	-	-	-	-	-	-	-
Early Vote	-	-	-	-	-	-	-
Provisional	-	-	-	-	-	-	-
Total	-	-	-	-	-	-	-
GER10							
Polling	-	-	-	-	-	-	-
Absentee	-	-	-	-	-	-	-
Early Vote	-	-	-	-	-	-	-
Provisional	-	-	-	-	-	-	-
Total	-	-	-	-	-	-	-
GER11							
Polling	-	-	-	-	-	-	-
Absentee	-	-	-	-	-	-	-
Early Vote	-	-	-	-	-	-	-
Provisional	-	-	-	-	-	-	-
Total	-	-	-	-	-	-	-
GER12							
Polling	-	-	-	-	-	-	-
Absentee	-	-	-	-	-	-	-
Early Vote	-	-	-	-	-	-	-
Provisional	-	-	-	-	-	-	-
Total	-	-	-	-	-	-	-
LAK01							
Polling	-	-	-	-	-	-	-
Absentee	-	-	-	-	-	-	-
Early Vote	-	-	-	-	-	-	-
Provisional	-	-	-	-	-	-	-
Total	-	-	-	-	-	-	-
LAK02							
Polling	-	-	-	-	-	-	-
Absentee	-	-	-	-	-	-	-
Early Vote	-	-	-	-	-	-	-
Provisional	-	-	-	-	-	-	-
Total	-	-	-	-	-	-	-
LUC01							
Polling	-	-	-	-	-	-	-
Absentee	-	-	-	-	-	-	-
Early Vote	-	-	-	-	-	-	-
Provisional	-	-	-	-	-	-	-
Total	-	-	-	-	-	-	-
LUC03							
Polling	-	-	-	-	-	-	-
Absentee	-	-	-	-	-	-	-

RETRIEVED FROM DEMOCRACYDOCKET.COM

Statement of Votes Cast
Shelby County, TN
State and Federal General Election _Municipal Elections
November 6, 2018
SOVC For Jurisdiction Wide, All Counters, All Races
Official Combined Results

TN SENATE DIST 33

	Reg. Voters	Times Counted	Total Votes	Katrina Robinson		Write-In Votes	
Early Vote	-	-	-	-	-	-	-
Provisional	-	-	-	-	-	-	-
Total	-	-	-	-	-	-	-
MCC00							
Polling	-	-	-	-	-	-	-
Absentee	-	-	-	-	-	-	-
Early Vote	-	-	-	-	-	-	-
Provisional	-	-	-	-	-	-	-
Total	-	-	-	-	-	-	-
MIL01							
Polling	-	-	-	-	-	-	-
Absentee	-	-	-	-	-	-	-
Early Vote	-	-	-	-	-	-	-
Provisional	-	-	-	-	-	-	-
Total	-	-	-	-	-	-	-
MIL02							
Polling	-	-	-	-	-	-	-
Absentee	-	-	-	-	-	-	-
Early Vote	-	-	-	-	-	-	-
Provisional	-	-	-	-	-	-	-
Total	-	-	-	-	-	-	-
MOR01							
Polling	-	-	-	-	-	-	-
Absentee	-	-	-	-	-	-	-
Early Vote	-	-	-	-	-	-	-
Provisional	-	-	-	-	-	-	-
Total	-	-	-	-	-	-	-
MOR02							
Polling	-	-	-	-	-	-	-
Absentee	-	-	-	-	-	-	-
Early Vote	-	-	-	-	-	-	-
Provisional	-	-	-	-	-	-	-
Total	-	-	-	-	-	-	-
ROS05							
Polling	3979	740	663	658	99.25%	5	0.75%
Absentee	3979	10	9	9	100.00%	0	0.00%
Early Vote	3979	1513	1348	1341	99.48%	7	0.52%
Provisional	3979	9	8	8	100.00%	0	0.00%
Total	3979	2272	2028	2016	99.41%	12	0.59%
ROS13							
Polling	5164	1101	989	984	99.49%	5	0.51%
Absentee	5164	17	15	15	100.00%	0	0.00%
Early Vote	5164	1559	1431	1427	99.72%	4	0.28%
Provisional	5164	9	9	9	100.00%	0	0.00%
Total	5164	2686	2444	2435	99.63%	9	0.37%
ROS14							
Polling	3569	717	664	660	99.40%	4	0.60%
Absentee	3569	8	7	7	100.00%	0	0.00%
Early Vote	3569	1225	1138	1131	99.38%	7	0.62%
Provisional	3569	4	4	4	100.00%	0	0.00%
Total	3569	1954	1813	1802	99.39%	11	0.61%
ROS15							
Polling	2985	627	573	570	99.48%	3	0.52%
Absentee	2985	10	9	9	100.00%	0	0.00%
Early Vote	2985	895	820	817	99.63%	3	0.37%
Provisional	2985	7	7	7	100.00%	0	0.00%
Total	2985	1539	1409	1403	99.57%	6	0.43%
ROS16							

RETRIEVED FROM DEMOCRACYDOCKET.COM

Statement of Votes Cast
Shelby County, TN
State and Federal General Election _Municipal Elections
November 6, 2018
SOVC For Jurisdiction Wide, All Counters, All Races
Official Combined Results

TN SENATE DIST 33

	Reg. Voters	Times Counted	Total Votes	Katrina Robinson		Write-In Votes	
Polling	5136	1072	992	986	99.40%	6	0.60%
Absentee	5136	15	13	13	100.00%	0	0.00%
Early Vote	5136	1803	1649	1644	99.70%	5	0.30%
Provisional	5136	22	21	21	100.00%	0	0.00%
Total	5136	2912	2675	2664	99.59%	11	0.41%
STE00							
Polling	-	-	-	-	-	-	-
Absentee	-	-	-	-	-	-	-
Early Vote	-	-	-	-	-	-	-
Provisional	-	-	-	-	-	-	-
Total	-	-	-	-	-	-	-
Total							
Polling	112240	20339	17406	17235	99.02%	171	0.98%
Absentee	112240	575	397	392	98.74%	5	1.26%
Early Vote	112240	30481	25403	25197	99.19%	206	0.81%
Provisional	112240	199	171	168	98.25%	3	1.75%
Total	112240	51594	43377	42992	99.11%	385	0.89%

RETRIEVED FROM DEMOCRACYDOCKET.COM

Statement of Votes Cast
Shelby County, TN
State and Federal General Election _Municipal Elections
November 6, 2018
SOVC For Jurisdiction Wide, All Counters, All Races
Official Combined Results

	TN HOUSE OF REP DIST 83					
	Reg. Voters	Times Counted	Total Votes	Mark White	Danielle Schonbaum	Write-In Votes
Jurisdiction Wide						
00100						
Polling	-	-	-	-	-	-
Absentee	-	-	-	-	-	-
Early Vote	-	-	-	-	-	-
Provisional	-	-	-	-	-	-
Total	-	-	-	-	-	-
00200						
Polling	-	-	-	-	-	-
Absentee	-	-	-	-	-	-
Early Vote	-	-	-	-	-	-
Provisional	-	-	-	-	-	-
Total	-	-	-	-	-	-
01100						
Polling	-	-	-	-	-	-
Absentee	-	-	-	-	-	-
Early Vote	-	-	-	-	-	-
Provisional	-	-	-	-	-	-
Total	-	-	-	-	-	-
01200						
Polling	-	-	-	-	-	-
Absentee	-	-	-	-	-	-
Early Vote	-	-	-	-	-	-
Provisional	-	-	-	-	-	-
Total	-	-	-	-	-	-
01300						
Polling	-	-	-	-	-	-
Absentee	-	-	-	-	-	-
Early Vote	-	-	-	-	-	-
Provisional	-	-	-	-	-	-
Total	-	-	-	-	-	-
01601						
Polling	-	-	-	-	-	-
Absentee	-	-	-	-	-	-
Early Vote	-	-	-	-	-	-
Provisional	-	-	-	-	-	-
Total	-	-	-	-	-	-
01603						
Polling	-	-	-	-	-	-
Absentee	-	-	-	-	-	-
Early Vote	-	-	-	-	-	-
Provisional	-	-	-	-	-	-
Total	-	-	-	-	-	-
01700						
Polling	-	-	-	-	-	-
Absentee	-	-	-	-	-	-
Early Vote	-	-	-	-	-	-
Provisional	-	-	-	-	-	-
Total	-	-	-	-	-	-
02001						
Polling	-	-	-	-	-	-
Absentee	-	-	-	-	-	-
Early Vote	-	-	-	-	-	-
Provisional	-	-	-	-	-	-
Total	-	-	-	-	-	-
02003						
Polling	-	-	-	-	-	-
Absentee	-	-	-	-	-	-

RETRIEVED FROM DEMOCRACYDOCKET.COM

Statement of Votes Cast
Shelby County, TN
State and Federal General Election _Municipal Elections
November 6, 2018
SOVC For Jurisdiction Wide, All Counters, All Races
Official Combined Results

	TN HOUSE OF REP DIST 83					
	Reg. Voters	Times Counted	Total Votes	Mark White	Danielle Schonbaum	Write-In Votes
Early Vote	-	-	-	-	-	-
Provisional	-	-	-	-	-	-
Total	-	-	-	-	-	-
02100						
Polling	-	-	-	-	-	-
Absentee	-	-	-	-	-	-
Early Vote	-	-	-	-	-	-
Provisional	-	-	-	-	-	-
Total	-	-	-	-	-	-
02600						
Polling	-	-	-	-	-	-
Absentee	-	-	-	-	-	-
Early Vote	-	-	-	-	-	-
Provisional	-	-	-	-	-	-
Total	-	-	-	-	-	-
02800						
Polling	-	-	-	-	-	-
Absentee	-	-	-	-	-	-
Early Vote	-	-	-	-	-	-
Provisional	-	-	-	-	-	-
Total	-	-	-	-	-	-
03102						
Polling	-	-	-	-	-	-
Absentee	-	-	-	-	-	-
Early Vote	-	-	-	-	-	-
Provisional	-	-	-	-	-	-
Total	-	-	-	-	-	-
03104						
Polling	-	-	-	-	-	-
Absentee	-	-	-	-	-	-
Early Vote	-	-	-	-	-	-
Provisional	-	-	-	-	-	-
Total	-	-	-	-	-	-
03300						
Polling	-	-	-	-	-	-
Absentee	-	-	-	-	-	-
Early Vote	-	-	-	-	-	-
Provisional	-	-	-	-	-	-
Total	-	-	-	-	-	-
03402						
Polling	-	-	-	-	-	-
Absentee	-	-	-	-	-	-
Early Vote	-	-	-	-	-	-
Provisional	-	-	-	-	-	-
Total	-	-	-	-	-	-
03601						
Polling	-	-	-	-	-	-
Absentee	-	-	-	-	-	-
Early Vote	-	-	-	-	-	-
Provisional	-	-	-	-	-	-
Total	-	-	-	-	-	-
03602						
Polling	-	-	-	-	-	-
Absentee	-	-	-	-	-	-
Early Vote	-	-	-	-	-	-
Provisional	-	-	-	-	-	-
Total	-	-	-	-	-	-
03700						

RETRIEVED FROM DEMOCRACYDOCKET.COM

Statement of Votes Cast
Shelby County, TN
State and Federal General Election _Municipal Elections
November 6, 2018
SOVC For Jurisdiction Wide, All Counters, All Races
Official Combined Results

TN HOUSE OF REP DIST 83

	Reg. Voters	Times Counted	Total Votes	Mark White	Danielle Schonbaum	Write-In Votes
Polling	-	-	-	-	-	-
Absentee	-	-	-	-	-	-
Early Vote	-	-	-	-	-	-
Provisional	-	-	-	-	-	-
Total	-	-	-	-	-	-
04103						
Polling	-	-	-	-	-	-
Absentee	-	-	-	-	-	-
Early Vote	-	-	-	-	-	-
Provisional	-	-	-	-	-	-
Total	-	-	-	-	-	-
04201						
Polling	-	-	-	-	-	-
Absentee	-	-	-	-	-	-
Early Vote	-	-	-	-	-	-
Provisional	-	-	-	-	-	-
Total	-	-	-	-	-	-
04401						
Polling	-	-	-	-	-	-
Absentee	-	-	-	-	-	-
Early Vote	-	-	-	-	-	-
Provisional	-	-	-	-	-	-
Total	-	-	-	-	-	-
04405						
Polling	-	-	-	-	-	-
Absentee	-	-	-	-	-	-
Early Vote	-	-	-	-	-	-
Provisional	-	-	-	-	-	-
Total	-	-	-	-	-	-
04502						
Polling	-	-	-	-	-	-
Absentee	-	-	-	-	-	-
Early Vote	-	-	-	-	-	-
Provisional	-	-	-	-	-	-
Total	-	-	-	-	-	-
04504						
Polling	-	-	-	-	-	-
Absentee	-	-	-	-	-	-
Early Vote	-	-	-	-	-	-
Provisional	-	-	-	-	-	-
Total	-	-	-	-	-	-
04602						
Polling	-	-	-	-	-	-
Absentee	-	-	-	-	-	-
Early Vote	-	-	-	-	-	-
Provisional	-	-	-	-	-	-
Total	-	-	-	-	-	-
04700						
Polling	-	-	-	-	-	-
Absentee	-	-	-	-	-	-
Early Vote	-	-	-	-	-	-
Provisional	-	-	-	-	-	-
Total	-	-	-	-	-	-
04900						
Polling	-	-	-	-	-	-
Absentee	-	-	-	-	-	-
Early Vote	-	-	-	-	-	-
Provisional	-	-	-	-	-	-

RETRIEVED FROM DEMOCRACYDOCKET.COM

Statement of Votes Cast
Shelby County, TN
State and Federal General Election _Municipal Elections
November 6, 2018
SOVC For Jurisdiction Wide, All Counters, All Races
Official Combined Results

TN HOUSE OF REP DIST 83

	Reg. Voters	Times Counted	Total Votes	Mark White		Danielle Schonbaum		Write-In Votes	
Total	-	-	-	-	-	-	-	-	-
05001									
Polling	-	-	-	-	-	-	-	-	-
Absentee	-	-	-	-	-	-	-	-	-
Early Vote	-	-	-	-	-	-	-	-	-
Provisional	-	-	-	-	-	-	-	-	-
Total	-	-	-	-	-	-	-	-	-
05002									
Polling	-	-	-	-	-	-	-	-	-
Absentee	-	-	-	-	-	-	-	-	-
Early Vote	-	-	-	-	-	-	-	-	-
Provisional	-	-	-	-	-	-	-	-	-
Total	-	-	-	-	-	-	-	-	-
05201									
Polling	-	-	-	-	-	-	-	-	-
Absentee	-	-	-	-	-	-	-	-	-
Early Vote	-	-	-	-	-	-	-	-	-
Provisional	-	-	-	-	-	-	-	-	-
Total	-	-	-	-	-	-	-	-	-
05301									
Polling	-	-	-	-	-	-	-	-	-
Absentee	-	-	-	-	-	-	-	-	-
Early Vote	-	-	-	-	-	-	-	-	-
Provisional	-	-	-	-	-	-	-	-	-
Total	-	-	-	-	-	-	-	-	-
05400									
Polling	-	-	-	-	-	-	-	-	-
Absentee	-	-	-	-	-	-	-	-	-
Early Vote	-	-	-	-	-	-	-	-	-
Provisional	-	-	-	-	-	-	-	-	-
Total	-	-	-	-	-	-	-	-	-
05502									
Polling	-	-	-	-	-	-	-	-	-
Absentee	-	-	-	-	-	-	-	-	-
Early Vote	-	-	-	-	-	-	-	-	-
Provisional	-	-	-	-	-	-	-	-	-
Total	-	-	-	-	-	-	-	-	-
05700									
Polling	748	139	133	87	65.41%	46	34.59%	0	0.00%
Absentee	748	7	5	1	20.00%	4	80.00%	0	0.00%
Early Vote	748	376	364	228	62.64%	136	37.36%	0	0.00%
Provisional	748	1	1	0	0.00%	1	100.00%	0	0.00%
Total	748	523	503	316	62.82%	187	37.18%	0	0.00%
05801									
Polling	-	-	-	-	-	-	-	-	-
Absentee	-	-	-	-	-	-	-	-	-
Early Vote	-	-	-	-	-	-	-	-	-
Provisional	-	-	-	-	-	-	-	-	-
Total	-	-	-	-	-	-	-	-	-
05804									
Polling	-	-	-	-	-	-	-	-	-
Absentee	-	-	-	-	-	-	-	-	-
Early Vote	-	-	-	-	-	-	-	-	-
Provisional	-	-	-	-	-	-	-	-	-
Total	-	-	-	-	-	-	-	-	-
05905									
Polling	-	-	-	-	-	-	-	-	-
Absentee	-	-	-	-	-	-	-	-	-

RETRIEVED FROM DEMOCRACYDOCKET.COM

Statement of Votes Cast
Shelby County, TN
State and Federal General Election _Municipal Elections
November 6, 2018
SOVC For Jurisdiction Wide, All Counters, All Races
Official Combined Results

TN HOUSE OF REP DIST 83

	Reg. Voters	Times Counted	Total Votes	Mark White		Danielle Schonbaum		Write-In Votes	
Early Vote	-	-	-	-	-	-	-	-	-
Provisional	-	-	-	-	-	-	-	-	-
Total	-	-	-	-	-	-	-	-	-
06003									
Polling	-	-	-	-	-	-	-	-	-
Absentee	-	-	-	-	-	-	-	-	-
Early Vote	-	-	-	-	-	-	-	-	-
Provisional	-	-	-	-	-	-	-	-	-
Total	-	-	-	-	-	-	-	-	-
06005									
Polling	-	-	-	-	-	-	-	-	-
Absentee	-	-	-	-	-	-	-	-	-
Early Vote	-	-	-	-	-	-	-	-	-
Provisional	-	-	-	-	-	-	-	-	-
Total	-	-	-	-	-	-	-	-	-
06006									
Polling	-	-	-	-	-	-	-	-	-
Absentee	-	-	-	-	-	-	-	-	-
Early Vote	-	-	-	-	-	-	-	-	-
Provisional	-	-	-	-	-	-	-	-	-
Total	-	-	-	-	-	-	-	-	-
06007									
Polling	-	-	-	-	-	-	-	-	-
Absentee	-	-	-	-	-	-	-	-	-
Early Vote	-	-	-	-	-	-	-	-	-
Provisional	-	-	-	-	-	-	-	-	-
Total	-	-	-	-	-	-	-	-	-
06009									
Polling	-	-	-	-	-	-	-	-	-
Absentee	-	-	-	-	-	-	-	-	-
Early Vote	-	-	-	-	-	-	-	-	-
Provisional	-	-	-	-	-	-	-	-	-
Total	-	-	-	-	-	-	-	-	-
06100									
Polling	-	-	-	-	-	-	-	-	-
Absentee	-	-	-	-	-	-	-	-	-
Early Vote	-	-	-	-	-	-	-	-	-
Provisional	-	-	-	-	-	-	-	-	-
Total	-	-	-	-	-	-	-	-	-
06200									
Polling	-	-	-	-	-	-	-	-	-
Absentee	-	-	-	-	-	-	-	-	-
Early Vote	-	-	-	-	-	-	-	-	-
Provisional	-	-	-	-	-	-	-	-	-
Total	-	-	-	-	-	-	-	-	-
06400									
Polling	3341	702	670	413	61.64%	257	38.36%	0	0.00%
Absentee	3341	49	46	18	39.13%	28	60.87%	0	0.00%
Early Vote	3341	1458	1425	775	54.39%	649	45.54%	1	0.07%
Provisional	3341	6	6	2	33.33%	4	66.67%	0	0.00%
Total	3341	2215	2147	1208	56.26%	938	43.69%	1	0.05%
06600									
Polling	-	-	-	-	-	-	-	-	-
Absentee	-	-	-	-	-	-	-	-	-
Early Vote	-	-	-	-	-	-	-	-	-
Provisional	-	-	-	-	-	-	-	-	-
Total	-	-	-	-	-	-	-	-	-
06701									

RETRIEVED FROM DEMOCRACYDOCKET.COM

Statement of Votes Cast
Shelby County, TN
State and Federal General Election _Municipal Elections
November 6, 2018
SOVC For Jurisdiction Wide, All Counters, All Races
Official Combined Results

TN HOUSE OF REP DIST 83

	Reg. Voters	Times Counted	Total Votes	Mark White		Danielle Schonbaum		Write-In Votes	
Polling	-	-	-	-	-	-	-	-	-
Absentee	-	-	-	-	-	-	-	-	-
Early Vote	-	-	-	-	-	-	-	-	-
Provisional	-	-	-	-	-	-	-	-	-
Total	-	-	-	-	-	-	-	-	-
06703									
Polling	-	-	-	-	-	-	-	-	-
Absentee	-	-	-	-	-	-	-	-	-
Early Vote	-	-	-	-	-	-	-	-	-
Provisional	-	-	-	-	-	-	-	-	-
Total	-	-	-	-	-	-	-	-	-
06801									
Polling	2423	596	573	315	54.97%	253	44.15%	5	0.87%
Absentee	2423	62	56	18	32.14%	38	67.86%	0	0.00%
Early Vote	2423	896	869	426	49.02%	443	50.98%	0	0.00%
Provisional	2423	3	3	2	66.67%	1	33.33%	0	0.00%
Total	2423	1557	1501	761	50.70%	735	48.97%	5	0.33%
06803									
Polling	3294	644	623	399	64.04%	224	35.96%	0	0.00%
Absentee	3294	60	58	33	56.90%	25	43.10%	0	0.00%
Early Vote	3294	1431	1383	800	57.85%	583	42.15%	0	0.00%
Provisional	3294	13	13	7	53.85%	6	46.15%	0	0.00%
Total	3294	2148	2077	1239	59.65%	838	40.35%	0	0.00%
06902									
Polling	-	-	-	-	-	-	-	-	-
Absentee	-	-	-	-	-	-	-	-	-
Early Vote	-	-	-	-	-	-	-	-	-
Provisional	-	-	-	-	-	-	-	-	-
Total	-	-	-	-	-	-	-	-	-
07001									
Polling	-	-	-	-	-	-	-	-	-
Absentee	-	-	-	-	-	-	-	-	-
Early Vote	-	-	-	-	-	-	-	-	-
Provisional	-	-	-	-	-	-	-	-	-
Total	-	-	-	-	-	-	-	-	-
07002									
Polling	-	-	-	-	-	-	-	-	-
Absentee	-	-	-	-	-	-	-	-	-
Early Vote	-	-	-	-	-	-	-	-	-
Provisional	-	-	-	-	-	-	-	-	-
Total	-	-	-	-	-	-	-	-	-
07104									
Polling	-	-	-	-	-	-	-	-	-
Absentee	-	-	-	-	-	-	-	-	-
Early Vote	-	-	-	-	-	-	-	-	-
Provisional	-	-	-	-	-	-	-	-	-
Total	-	-	-	-	-	-	-	-	-
07203									
Polling	-	-	-	-	-	-	-	-	-
Absentee	-	-	-	-	-	-	-	-	-
Early Vote	-	-	-	-	-	-	-	-	-
Provisional	-	-	-	-	-	-	-	-	-
Total	-	-	-	-	-	-	-	-	-
07207									
Polling	-	-	-	-	-	-	-	-	-
Absentee	-	-	-	-	-	-	-	-	-
Early Vote	-	-	-	-	-	-	-	-	-
Provisional	-	-	-	-	-	-	-	-	-

RETRIEVED FROM DEMOCRACYDOCKET.COM

Statement of Votes Cast
Shelby County, TN
State and Federal General Election _Municipal Elections
November 6, 2018
SOVC For Jurisdiction Wide, All Counters, All Races
Official Combined Results

TN HOUSE OF REP DIST 83

	Reg. Voters	Times Counted	Total Votes	Mark White	Danielle Schonbaum	Write-In Votes	
Total	-	-	-	-	-	-	-
07301							
Polling	-	-	-	-	-	-	-
Absentee	-	-	-	-	-	-	-
Early Vote	-	-	-	-	-	-	-
Provisional	-	-	-	-	-	-	-
Total	-	-	-	-	-	-	-
07303							
Polling	-	-	-	-	-	-	-
Absentee	-	-	-	-	-	-	-
Early Vote	-	-	-	-	-	-	-
Provisional	-	-	-	-	-	-	-
Total	-	-	-	-	-	-	-
07401							
Polling	-	-	-	-	-	-	-
Absentee	-	-	-	-	-	-	-
Early Vote	-	-	-	-	-	-	-
Provisional	-	-	-	-	-	-	-
Total	-	-	-	-	-	-	-
07402							
Polling	-	-	-	-	-	-	-
Absentee	-	-	-	-	-	-	-
Early Vote	-	-	-	-	-	-	-
Provisional	-	-	-	-	-	-	-
Total	-	-	-	-	-	-	-
07405							
Polling	-	-	-	-	-	-	-
Absentee	-	-	-	-	-	-	-
Early Vote	-	-	-	-	-	-	-
Provisional	-	-	-	-	-	-	-
Total	-	-	-	-	-	-	-
07409							
Polling	-	-	-	-	-	-	-
Absentee	-	-	-	-	-	-	-
Early Vote	-	-	-	-	-	-	-
Provisional	-	-	-	-	-	-	-
Total	-	-	-	-	-	-	-
07501							
Polling	-	-	-	-	-	-	-
Absentee	-	-	-	-	-	-	-
Early Vote	-	-	-	-	-	-	-
Provisional	-	-	-	-	-	-	-
Total	-	-	-	-	-	-	-
07506							
Polling	-	-	-	-	-	-	-
Absentee	-	-	-	-	-	-	-
Early Vote	-	-	-	-	-	-	-
Provisional	-	-	-	-	-	-	-
Total	-	-	-	-	-	-	-
07507							
Polling	-	-	-	-	-	-	-
Absentee	-	-	-	-	-	-	-
Early Vote	-	-	-	-	-	-	-
Provisional	-	-	-	-	-	-	-
Total	-	-	-	-	-	-	-
07511							
Polling	-	-	-	-	-	-	-
Absentee	-	-	-	-	-	-	-

RETRIEVED FROM DEMOCRACYDOCKET.COM

Statement of Votes Cast
Shelby County, TN
State and Federal General Election _Municipal Elections
November 6, 2018
SOVC For Jurisdiction Wide, All Counters, All Races
Official Combined Results

	TN HOUSE OF REP DIST 83					
	Reg. Voters	Times Counted	Total Votes	Mark White	Danielle Schonbaum	Write-In Votes
Early Vote	-	-	-	-	-	-
Provisional	-	-	-	-	-	-
Total	-	-	-	-	-	-
07604						
Polling	-	-	-	-	-	-
Absentee	-	-	-	-	-	-
Early Vote	-	-	-	-	-	-
Provisional	-	-	-	-	-	-
Total	-	-	-	-	-	-
07605						
Polling	-	-	-	-	-	-
Absentee	-	-	-	-	-	-
Early Vote	-	-	-	-	-	-
Provisional	-	-	-	-	-	-
Total	-	-	-	-	-	-
07606						
Polling	-	-	-	-	-	-
Absentee	-	-	-	-	-	-
Early Vote	-	-	-	-	-	-
Provisional	-	-	-	-	-	-
Total	-	-	-	-	-	-
07701						
Polling	-	-	-	-	-	-
Absentee	-	-	-	-	-	-
Early Vote	-	-	-	-	-	-
Provisional	-	-	-	-	-	-
Total	-	-	-	-	-	-
07703						
Polling	-	-	-	-	-	-
Absentee	-	-	-	-	-	-
Early Vote	-	-	-	-	-	-
Provisional	-	-	-	-	-	-
Total	-	-	-	-	-	-
07803						
Polling	-	-	-	-	-	-
Absentee	-	-	-	-	-	-
Early Vote	-	-	-	-	-	-
Provisional	-	-	-	-	-	-
Total	-	-	-	-	-	-
07901						
Polling	-	-	-	-	-	-
Absentee	-	-	-	-	-	-
Early Vote	-	-	-	-	-	-
Provisional	-	-	-	-	-	-
Total	-	-	-	-	-	-
07902						
Polling	-	-	-	-	-	-
Absentee	-	-	-	-	-	-
Early Vote	-	-	-	-	-	-
Provisional	-	-	-	-	-	-
Total	-	-	-	-	-	-
07903						
Polling	-	-	-	-	-	-
Absentee	-	-	-	-	-	-
Early Vote	-	-	-	-	-	-
Provisional	-	-	-	-	-	-
Total	-	-	-	-	-	-
07907						

RETRIEVED FROM DEMOCRACYDOCKET.COM

Statement of Votes Cast
Shelby County, TN
State and Federal General Election _Municipal Elections
November 6, 2018
SOVC For Jurisdiction Wide, All Counters, All Races
Official Combined Results

TN HOUSE OF REP DIST 83

	Reg. Voters	Times Counted	Total Votes	Mark White		Danielle Schonbaum		Write-In Votes	
Polling	-	-	-	-	-	-	-	-	-
Absentee	-	-	-	-	-	-	-	-	-
Early Vote	-	-	-	-	-	-	-	-	-
Provisional	-	-	-	-	-	-	-	-	-
Total	-	-	-	-	-	-	-	-	-
08002									
Polling	3892	684	664	389	58.58%	275	41.42%	0	0.00%
Absentee	3892	98	92	47	51.09%	45	48.91%	0	0.00%
Early Vote	3892	1594	1534	794	51.76%	740	48.24%	0	0.00%
Provisional	3892	20	17	6	35.29%	11	64.71%	0	0.00%
Total	3892	2396	2307	1236	53.58%	1071	46.42%	0	0.00%
08101									
Polling	2747	524	514	341	66.34%	172	33.46%	1	0.19%
Absentee	2747	51	51	27	52.94%	24	47.06%	0	0.00%
Early Vote	2747	1179	1137	751	66.05%	385	33.86%	1	0.09%
Provisional	2747	1	1	0	0.00%	1	100.00%	0	0.00%
Total	2747	1755	1703	1119	65.71%	582	34.17%	2	0.12%
08103									
Polling	3243	634	611	408	66.78%	203	33.22%	0	0.00%
Absentee	3243	50	48	26	54.17%	22	45.83%	0	0.00%
Early Vote	3243	1460	1415	866	61.20%	548	38.73%	1	0.07%
Provisional	3243	1	0	0	-	0	-	0	-
Total	3243	2145	2074	1300	62.68%	773	37.27%	1	0.05%
08105									
Polling	2960	566	533	128	24.02%	405	75.98%	0	0.00%
Absentee	2960	53	48	14	29.17%	34	70.83%	0	0.00%
Early Vote	2960	958	920	181	19.67%	739	80.33%	0	0.00%
Provisional	2960	6	4	1	25.00%	3	75.00%	0	0.00%
Total	2960	1583	1505	324	21.53%	1181	78.47%	0	0.00%
08107									
Polling	3340	652	625	211	33.76%	414	66.24%	0	0.00%
Absentee	3340	33	31	12	38.71%	19	61.29%	0	0.00%
Early Vote	3340	940	909	287	31.57%	622	68.43%	0	0.00%
Provisional	3340	2	2	0	0.00%	2	100.00%	0	0.00%
Total	3340	1627	1567	510	32.55%	1057	67.45%	0	0.00%
08202									
Polling	-	-	-	-	-	-	-	-	-
Absentee	-	-	-	-	-	-	-	-	-
Early Vote	-	-	-	-	-	-	-	-	-
Provisional	-	-	-	-	-	-	-	-	-
Total	-	-	-	-	-	-	-	-	-
08300									
Polling	-	-	-	-	-	-	-	-	-
Absentee	-	-	-	-	-	-	-	-	-
Early Vote	-	-	-	-	-	-	-	-	-
Provisional	-	-	-	-	-	-	-	-	-
Total	-	-	-	-	-	-	-	-	-
08402									
Polling	-	-	-	-	-	-	-	-	-
Absentee	-	-	-	-	-	-	-	-	-
Early Vote	-	-	-	-	-	-	-	-	-
Provisional	-	-	-	-	-	-	-	-	-
Total	-	-	-	-	-	-	-	-	-
08600									
Polling	-	-	-	-	-	-	-	-	-
Absentee	-	-	-	-	-	-	-	-	-
Early Vote	-	-	-	-	-	-	-	-	-
Provisional	-	-	-	-	-	-	-	-	-

RETRIEVED FROM DEMOCRACYDOCKET.COM

Statement of Votes Cast
Shelby County, TN
State and Federal General Election _Municipal Elections
November 6, 2018
SOVC For Jurisdiction Wide, All Counters, All Races
Official Combined Results

	TN HOUSE OF REP DIST 83								
	Reg. Voters	Times Counted	Total Votes	Mark White		Danielle Schonbaum		Write-In Votes	
Total	-	-	-	-	-	-	-	-	-
08702									
Polling	-	-	-	-	-	-	-	-	-
Absentee	-	-	-	-	-	-	-	-	-
Early Vote	-	-	-	-	-	-	-	-	-
Provisional	-	-	-	-	-	-	-	-	-
Total	-	-	-	-	-	-	-	-	-
08703									
Polling	-	-	-	-	-	-	-	-	-
Absentee	-	-	-	-	-	-	-	-	-
Early Vote	-	-	-	-	-	-	-	-	-
Provisional	-	-	-	-	-	-	-	-	-
Total	-	-	-	-	-	-	-	-	-
08704									
Polling	-	-	-	-	-	-	-	-	-
Absentee	-	-	-	-	-	-	-	-	-
Early Vote	-	-	-	-	-	-	-	-	-
Provisional	-	-	-	-	-	-	-	-	-
Total	-	-	-	-	-	-	-	-	-
08802									
Polling	-	-	-	-	-	-	-	-	-
Absentee	-	-	-	-	-	-	-	-	-
Early Vote	-	-	-	-	-	-	-	-	-
Provisional	-	-	-	-	-	-	-	-	-
Total	-	-	-	-	-	-	-	-	-
08803									
Polling	-	-	-	-	-	-	-	-	-
Absentee	-	-	-	-	-	-	-	-	-
Early Vote	-	-	-	-	-	-	-	-	-
Provisional	-	-	-	-	-	-	-	-	-
Total	-	-	-	-	-	-	-	-	-
08804									
Polling	-	-	-	-	-	-	-	-	-
Absentee	-	-	-	-	-	-	-	-	-
Early Vote	-	-	-	-	-	-	-	-	-
Provisional	-	-	-	-	-	-	-	-	-
Total	-	-	-	-	-	-	-	-	-
08901									
Polling	-	-	-	-	-	-	-	-	-
Absentee	-	-	-	-	-	-	-	-	-
Early Vote	-	-	-	-	-	-	-	-	-
Provisional	-	-	-	-	-	-	-	-	-
Total	-	-	-	-	-	-	-	-	-
08902									
Polling	2186	503	488	164	33.61%	323	66.19%	1	0.20%
Absentee	2186	8	8	2	25.00%	6	75.00%	0	0.00%
Early Vote	2186	415	392	122	31.12%	270	68.88%	0	0.00%
Provisional	2186	8	8	2	25.00%	6	75.00%	0	0.00%
Total	2186	934	896	290	32.37%	605	67.52%	1	0.11%
09002									
Polling	-	-	-	-	-	-	-	-	-
Absentee	-	-	-	-	-	-	-	-	-
Early Vote	-	-	-	-	-	-	-	-	-
Provisional	-	-	-	-	-	-	-	-	-
Total	-	-	-	-	-	-	-	-	-
09003									
Polling	-	-	-	-	-	-	-	-	-
Absentee	-	-	-	-	-	-	-	-	-

RETRIEVED FROM DEMOCRACYDOCKET.COM

Statement of Votes Cast
Shelby County, TN
State and Federal General Election _Municipal Elections
November 6, 2018
SOVC For Jurisdiction Wide, All Counters, All Races
Official Combined Results

	TN HOUSE OF REP DIST 83					
	Reg. Voters	Times Counted	Total Votes	Mark White	Danielle Schonbaum	Write-In Votes
Early Vote	-	-	-	-	-	-
Provisional	-	-	-	-	-	-
Total	-	-	-	-	-	-
09101						
Polling	-	-	-	-	-	-
Absentee	-	-	-	-	-	-
Early Vote	-	-	-	-	-	-
Provisional	-	-	-	-	-	-
Total	-	-	-	-	-	-
09102						
Polling	-	-	-	-	-	-
Absentee	-	-	-	-	-	-
Early Vote	-	-	-	-	-	-
Provisional	-	-	-	-	-	-
Total	-	-	-	-	-	-
09104						
Polling	-	-	-	-	-	-
Absentee	-	-	-	-	-	-
Early Vote	-	-	-	-	-	-
Provisional	-	-	-	-	-	-
Total	-	-	-	-	-	-
09201						
Polling	-	-	-	-	-	-
Absentee	-	-	-	-	-	-
Early Vote	-	-	-	-	-	-
Provisional	-	-	-	-	-	-
Total	-	-	-	-	-	-
09301						
Polling	-	-	-	-	-	-
Absentee	-	-	-	-	-	-
Early Vote	-	-	-	-	-	-
Provisional	-	-	-	-	-	-
Total	-	-	-	-	-	-
09303						
Polling	-	-	-	-	-	-
Absentee	-	-	-	-	-	-
Early Vote	-	-	-	-	-	-
Provisional	-	-	-	-	-	-
Total	-	-	-	-	-	-
09403						
Polling	-	-	-	-	-	-
Absentee	-	-	-	-	-	-
Early Vote	-	-	-	-	-	-
Provisional	-	-	-	-	-	-
Total	-	-	-	-	-	-
09406						
Polling	-	-	-	-	-	-
Absentee	-	-	-	-	-	-
Early Vote	-	-	-	-	-	-
Provisional	-	-	-	-	-	-
Total	-	-	-	-	-	-
09407						
Polling	-	-	-	-	-	-
Absentee	-	-	-	-	-	-
Early Vote	-	-	-	-	-	-
Provisional	-	-	-	-	-	-
Total	-	-	-	-	-	-
09408						

RETRIEVED FROM DEMOCRACYDOCKET.COM

Statement of Votes Cast
Shelby County, TN
State and Federal General Election _Municipal Elections
November 6, 2018
SOVC For Jurisdiction Wide, All Counters, All Races
Official Combined Results

	TN HOUSE OF REP DIST 83					
	Reg. Voters	Times Counted	Total Votes	Mark White	Danielle Schonbaum	Write-In Votes
Polling	-	-	-	-	-	-
Absentee	-	-	-	-	-	-
Early Vote	-	-	-	-	-	-
Provisional	-	-	-	-	-	-
Total	-	-	-	-	-	-
09501						
Polling	-	-	-	-	-	-
Absentee	-	-	-	-	-	-
Early Vote	-	-	-	-	-	-
Provisional	-	-	-	-	-	-
Total	-	-	-	-	-	-
09505						
Polling	-	-	-	-	-	-
Absentee	-	-	-	-	-	-
Early Vote	-	-	-	-	-	-
Provisional	-	-	-	-	-	-
Total	-	-	-	-	-	-
09506						
Polling	-	-	-	-	-	-
Absentee	-	-	-	-	-	-
Early Vote	-	-	-	-	-	-
Provisional	-	-	-	-	-	-
Total	-	-	-	-	-	-
09507						
Polling	-	-	-	-	-	-
Absentee	-	-	-	-	-	-
Early Vote	-	-	-	-	-	-
Provisional	-	-	-	-	-	-
Total	-	-	-	-	-	-
09508						
Polling	-	-	-	-	-	-
Absentee	-	-	-	-	-	-
Early Vote	-	-	-	-	-	-
Provisional	-	-	-	-	-	-
Total	-	-	-	-	-	-
09601						
Polling	-	-	-	-	-	-
Absentee	-	-	-	-	-	-
Early Vote	-	-	-	-	-	-
Provisional	-	-	-	-	-	-
Total	-	-	-	-	-	-
09602						
Polling	-	-	-	-	-	-
Absentee	-	-	-	-	-	-
Early Vote	-	-	-	-	-	-
Provisional	-	-	-	-	-	-
Total	-	-	-	-	-	-
ARL01						
Polling	-	-	-	-	-	-
Absentee	-	-	-	-	-	-
Early Vote	-	-	-	-	-	-
Provisional	-	-	-	-	-	-
Total	-	-	-	-	-	-
ARL02						
Polling	-	-	-	-	-	-
Absentee	-	-	-	-	-	-
Early Vote	-	-	-	-	-	-
Provisional	-	-	-	-	-	-

RETRIEVED FROM DEMOCRACYDOCKET.COM

Statement of Votes Cast
Shelby County, TN
State and Federal General Election _Municipal Elections
November 6, 2018
SOVC For Jurisdiction Wide, All Counters, All Races
Official Combined Results

	TN HOUSE OF REP DIST 83							
	Reg. Voters	Times Counted	Total Votes	Mark White		Danielle Schonbaum		Write-In Votes
Total	-	-	-	-	-	-	-	-
BAR03								
Polling	-	-	-	-	-	-	-	-
Absentee	-	-	-	-	-	-	-	-
Early Vote	-	-	-	-	-	-	-	-
Provisional	-	-	-	-	-	-	-	-
Total	-	-	-	-	-	-	-	-
BAR04								
Polling	-	-	-	-	-	-	-	-
Absentee	-	-	-	-	-	-	-	-
Early Vote	-	-	-	-	-	-	-	-
Provisional	-	-	-	-	-	-	-	-
Total	-	-	-	-	-	-	-	-
BAR05								
Polling	-	-	-	-	-	-	-	-
Absentee	-	-	-	-	-	-	-	-
Early Vote	-	-	-	-	-	-	-	-
Provisional	-	-	-	-	-	-	-	-
Total	-	-	-	-	-	-	-	-
BAR06								
Polling	-	-	-	-	-	-	-	-
Absentee	-	-	-	-	-	-	-	-
Early Vote	-	-	-	-	-	-	-	-
Provisional	-	-	-	-	-	-	-	-
Total	-	-	-	-	-	-	-	-
BAR08								
Polling	-	-	-	-	-	-	-	-
Absentee	-	-	-	-	-	-	-	-
Early Vote	-	-	-	-	-	-	-	-
Provisional	-	-	-	-	-	-	-	-
Total	-	-	-	-	-	-	-	-
BAR09								
Polling	-	-	-	-	-	-	-	-
Absentee	-	-	-	-	-	-	-	-
Early Vote	-	-	-	-	-	-	-	-
Provisional	-	-	-	-	-	-	-	-
Total	-	-	-	-	-	-	-	-
BAR11								
Polling	-	-	-	-	-	-	-	-
Absentee	-	-	-	-	-	-	-	-
Early Vote	-	-	-	-	-	-	-	-
Provisional	-	-	-	-	-	-	-	-
Total	-	-	-	-	-	-	-	-
BAR13								
Polling	-	-	-	-	-	-	-	-
Absentee	-	-	-	-	-	-	-	-
Early Vote	-	-	-	-	-	-	-	-
Provisional	-	-	-	-	-	-	-	-
Total	-	-	-	-	-	-	-	-
BRU01								
Polling	-	-	-	-	-	-	-	-
Absentee	-	-	-	-	-	-	-	-
Early Vote	-	-	-	-	-	-	-	-
Provisional	-	-	-	-	-	-	-	-
Total	-	-	-	-	-	-	-	-
BRU02								
Polling	-	-	-	-	-	-	-	-
Absentee	-	-	-	-	-	-	-	-

RETRIEVED FROM DEMOCRACYDOCKET.COM

Statement of Votes Cast
Shelby County, TN
State and Federal General Election _Municipal Elections
November 6, 2018
SOVC For Jurisdiction Wide, All Counters, All Races
Official Combined Results

	TN HOUSE OF REP DIST 83					
	Reg. Voters	Times Counted	Total Votes	Mark White	Danielle Schonbaum	Write-In Votes
Early Vote	-	-	-	-	-	-
Provisional	-	-	-	-	-	-
Total	-	-	-	-	-	-
COL01						
Polling	-	-	-	-	-	-
Absentee	-	-	-	-	-	-
Early Vote	-	-	-	-	-	-
Provisional	-	-	-	-	-	-
Total	-	-	-	-	-	-
COL02						
Polling	-	-	-	-	-	-
Absentee	-	-	-	-	-	-
Early Vote	-	-	-	-	-	-
Provisional	-	-	-	-	-	-
Total	-	-	-	-	-	-
COL03						
Polling	-	-	-	-	-	-
Absentee	-	-	-	-	-	-
Early Vote	-	-	-	-	-	-
Provisional	-	-	-	-	-	-
Total	-	-	-	-	-	-
COL04						
Polling	-	-	-	-	-	-
Absentee	-	-	-	-	-	-
Early Vote	-	-	-	-	-	-
Provisional	-	-	-	-	-	-
Total	-	-	-	-	-	-
COL05						
Polling	-	-	-	-	-	-
Absentee	-	-	-	-	-	-
Early Vote	-	-	-	-	-	-
Provisional	-	-	-	-	-	-
Total	-	-	-	-	-	-
COL06						
Polling	-	-	-	-	-	-
Absentee	-	-	-	-	-	-
Early Vote	-	-	-	-	-	-
Provisional	-	-	-	-	-	-
Total	-	-	-	-	-	-
COL07						
Polling	-	-	-	-	-	-
Absentee	-	-	-	-	-	-
Early Vote	-	-	-	-	-	-
Provisional	-	-	-	-	-	-
Total	-	-	-	-	-	-
COL08						
Polling	-	-	-	-	-	-
Absentee	-	-	-	-	-	-
Early Vote	-	-	-	-	-	-
Provisional	-	-	-	-	-	-
Total	-	-	-	-	-	-
COL09						
Polling	-	-	-	-	-	-
Absentee	-	-	-	-	-	-
Early Vote	-	-	-	-	-	-
Provisional	-	-	-	-	-	-
Total	-	-	-	-	-	-
COR03						

RETRIEVED FROM DEMOCRACYDOCKET.COM

Statement of Votes Cast
Shelby County, TN
State and Federal General Election _Municipal Elections
November 6, 2018
SOVC For Jurisdiction Wide, All Counters, All Races
Official Combined Results

TN HOUSE OF REP DIST 83

	Reg. Voters	Times Counted	Total Votes	Mark White		Danielle Schonbaum		Write-In Votes	
Polling	-	-	-	-	-	-	-	-	-
Absentee	-	-	-	-	-	-	-	-	-
Early Vote	-	-	-	-	-	-	-	-	-
Provisional	-	-	-	-	-	-	-	-	-
Total	-	-	-	-	-	-	-	-	-
COR04									
Polling	-	-	-	-	-	-	-	-	-
Absentee	-	-	-	-	-	-	-	-	-
Early Vote	-	-	-	-	-	-	-	-	-
Provisional	-	-	-	-	-	-	-	-	-
Total	-	-	-	-	-	-	-	-	-
COR05									
Polling	-	-	-	-	-	-	-	-	-
Absentee	-	-	-	-	-	-	-	-	-
Early Vote	-	-	-	-	-	-	-	-	-
Provisional	-	-	-	-	-	-	-	-	-
Total	-	-	-	-	-	-	-	-	-
EAD00									
Polling	-	-	-	-	-	-	-	-	-
Absentee	-	-	-	-	-	-	-	-	-
Early Vote	-	-	-	-	-	-	-	-	-
Provisional	-	-	-	-	-	-	-	-	-
Total	-	-	-	-	-	-	-	-	-
FOR01									
Polling	2976	495	469	191	40.72%	277	59.06%	1	0.21%
Absentee	2976	27	27	15	55.56%	12	44.44%	0	0.00%
Early Vote	2976	1086	1035	507	48.99%	528	51.01%	0	0.00%
Provisional	2976	4	4	1	25.00%	3	75.00%	0	0.00%
Total	2976	1612	1535	714	46.51%	820	53.42%	1	0.07%
FOR02									
Polling	379	43	42	9	21.43%	33	78.57%	0	0.00%
Absentee	379	3	3	0	0.00%	3	100.00%	0	0.00%
Early Vote	379	52	51	10	19.61%	41	80.39%	0	0.00%
Provisional	379	0	0	0	-	0	-	0	-
Total	379	98	96	19	19.79%	77	80.21%	0	0.00%
FOR03									
Polling	-	-	-	-	-	-	-	-	-
Absentee	-	-	-	-	-	-	-	-	-
Early Vote	-	-	-	-	-	-	-	-	-
Provisional	-	-	-	-	-	-	-	-	-
Total	-	-	-	-	-	-	-	-	-
GER02									
Polling	4575	769	749	521	69.56%	227	30.31%	1	0.13%
Absentee	4575	80	71	47	66.20%	24	33.80%	0	0.00%
Early Vote	4575	2082	2006	1435	71.54%	571	28.46%	0	0.00%
Provisional	4575	5	5	4	80.00%	1	20.00%	0	0.00%
Total	4575	2936	2831	2007	70.89%	823	29.07%	1	0.04%
GER03									
Polling	3199	657	623	436	69.98%	187	30.02%	0	0.00%
Absentee	3199	85	84	59	70.24%	25	29.76%	0	0.00%
Early Vote	3199	1249	1196	850	71.07%	344	28.76%	2	0.17%
Provisional	3199	4	4	3	75.00%	1	25.00%	0	0.00%
Total	3199	1995	1907	1348	70.69%	557	29.21%	2	0.10%
GER04									
Polling	-	-	-	-	-	-	-	-	-
Absentee	-	-	-	-	-	-	-	-	-
Early Vote	-	-	-	-	-	-	-	-	-
Provisional	-	-	-	-	-	-	-	-	-

RETRIEVED FROM DEMOCRACYDOCKET.COM

Statement of Votes Cast
Shelby County, TN
State and Federal General Election _Municipal Elections
November 6, 2018
SOVC For Jurisdiction Wide, All Counters, All Races
Official Combined Results

TN HOUSE OF REP DIST 83

	Reg. Voters	Times Counted	Total Votes	Mark White		Danielle Schonbaum		Write-In Votes	
Total	-	-	-	-	-	-	-	-	-
GER05									
Polling	-	-	-	-	-	-	-	-	-
Absentee	-	-	-	-	-	-	-	-	-
Early Vote	-	-	-	-	-	-	-	-	-
Provisional	-	-	-	-	-	-	-	-	-
Total	-	-	-	-	-	-	-	-	-
GER06									
Polling	2561	548	529	336	63.52%	193	36.48%	0	0.00%
Absentee	2561	43	40	24	60.00%	16	40.00%	0	0.00%
Early Vote	2561	1284	1241	797	64.22%	444	35.78%	0	0.00%
Provisional	2561	2	2	0	0.00%	2	100.00%	0	0.00%
Total	2561	1877	1812	1157	63.85%	655	36.15%	0	0.00%
GER08									
Polling	-	-	-	-	-	-	-	-	-
Absentee	-	-	-	-	-	-	-	-	-
Early Vote	-	-	-	-	-	-	-	-	-
Provisional	-	-	-	-	-	-	-	-	-
Total	-	-	-	-	-	-	-	-	-
GER10									
Polling	3307	583	566	423	74.73%	143	25.27%	0	0.00%
Absentee	3307	92	84	61	72.62%	23	27.38%	0	0.00%
Early Vote	3307	1633	1584	1126	71.09%	458	28.91%	0	0.00%
Provisional	3307	8	8	5	62.50%	3	37.50%	0	0.00%
Total	3307	2316	2242	1615	72.03%	627	27.97%	0	0.00%
GER11									
Polling	-	-	-	-	-	-	-	-	-
Absentee	-	-	-	-	-	-	-	-	-
Early Vote	-	-	-	-	-	-	-	-	-
Provisional	-	-	-	-	-	-	-	-	-
Total	-	-	-	-	-	-	-	-	-
GER12									
Polling	-	-	-	-	-	-	-	-	-
Absentee	-	-	-	-	-	-	-	-	-
Early Vote	-	-	-	-	-	-	-	-	-
Provisional	-	-	-	-	-	-	-	-	-
Total	-	-	-	-	-	-	-	-	-
LAK01									
Polling	-	-	-	-	-	-	-	-	-
Absentee	-	-	-	-	-	-	-	-	-
Early Vote	-	-	-	-	-	-	-	-	-
Provisional	-	-	-	-	-	-	-	-	-
Total	-	-	-	-	-	-	-	-	-
LAK02									
Polling	-	-	-	-	-	-	-	-	-
Absentee	-	-	-	-	-	-	-	-	-
Early Vote	-	-	-	-	-	-	-	-	-
Provisional	-	-	-	-	-	-	-	-	-
Total	-	-	-	-	-	-	-	-	-
LUC01									
Polling	-	-	-	-	-	-	-	-	-
Absentee	-	-	-	-	-	-	-	-	-
Early Vote	-	-	-	-	-	-	-	-	-
Provisional	-	-	-	-	-	-	-	-	-
Total	-	-	-	-	-	-	-	-	-
LUC03									
Polling	-	-	-	-	-	-	-	-	-
Absentee	-	-	-	-	-	-	-	-	-

RETRIEVED FROM DEMOCRACYDOCKET.COM

Statement of Votes Cast
Shelby County, TN
State and Federal General Election _Municipal Elections
November 6, 2018
SOVC For Jurisdiction Wide, All Counters, All Races
Official Combined Results

	TN HOUSE OF REP DIST 83					
	Reg. Voters	Times Counted	Total Votes	Mark White	Danielle Schonbaum	Write-In Votes
Early Vote	-	-	-	-	-	-
Provisional	-	-	-	-	-	-
Total	-	-	-	-	-	-
MCC00						
Polling	-	-	-	-	-	-
Absentee	-	-	-	-	-	-
Early Vote	-	-	-	-	-	-
Provisional	-	-	-	-	-	-
Total	-	-	-	-	-	-
MIL01						
Polling	-	-	-	-	-	-
Absentee	-	-	-	-	-	-
Early Vote	-	-	-	-	-	-
Provisional	-	-	-	-	-	-
Total	-	-	-	-	-	-
MIL02						
Polling	-	-	-	-	-	-
Absentee	-	-	-	-	-	-
Early Vote	-	-	-	-	-	-
Provisional	-	-	-	-	-	-
Total	-	-	-	-	-	-
MOR01						
Polling	-	-	-	-	-	-
Absentee	-	-	-	-	-	-
Early Vote	-	-	-	-	-	-
Provisional	-	-	-	-	-	-
Total	-	-	-	-	-	-
MOR02						
Polling	-	-	-	-	-	-
Absentee	-	-	-	-	-	-
Early Vote	-	-	-	-	-	-
Provisional	-	-	-	-	-	-
Total	-	-	-	-	-	-
ROS05						
Polling	-	-	-	-	-	-
Absentee	-	-	-	-	-	-
Early Vote	-	-	-	-	-	-
Provisional	-	-	-	-	-	-
Total	-	-	-	-	-	-
ROS13						
Polling	-	-	-	-	-	-
Absentee	-	-	-	-	-	-
Early Vote	-	-	-	-	-	-
Provisional	-	-	-	-	-	-
Total	-	-	-	-	-	-
ROS14						
Polling	-	-	-	-	-	-
Absentee	-	-	-	-	-	-
Early Vote	-	-	-	-	-	-
Provisional	-	-	-	-	-	-
Total	-	-	-	-	-	-
ROS15						
Polling	-	-	-	-	-	-
Absentee	-	-	-	-	-	-
Early Vote	-	-	-	-	-	-
Provisional	-	-	-	-	-	-
Total	-	-	-	-	-	-
ROS16						

RETRIEVED FROM DEMOCRACYDOCKET.COM

Statement of Votes Cast
Shelby County, TN
State and Federal General Election _Municipal Elections
November 6, 2018
SOVC For Jurisdiction Wide, All Counters, All Races
Official Combined Results

	TN HOUSE OF REP DIST 83								
	Reg. Voters	Times Counted	Total Votes	Mark White		Danielle Schonbaum		Write-In Votes	
Polling	-	-	-	-	-	-	-	-	-
Absentee	-	-	-	-	-	-	-	-	-
Early Vote	-	-	-	-	-	-	-	-	-
Provisional	-	-	-	-	-	-	-	-	-
Total	-	-	-	-	-	-	-	-	-
STE00									
Polling	-	-	-	-	-	-	-	-	-
Absentee	-	-	-	-	-	-	-	-	-
Early Vote	-	-	-	-	-	-	-	-	-
Provisional	-	-	-	-	-	-	-	-	-
Total	-	-	-	-	-	-	-	-	-
Total									
Polling	45171	8739	8412	4771	56.72%	3632	43.18%	9	0.11%
Absentee	45171	801	752	404	53.72%	348	46.28%	0	0.00%
Early Vote	45171	18093	17461	9955	57.01%	7501	42.96%	5	0.03%
Provisional	45171	84	78	33	42.31%	45	57.69%	0	0.00%
Total	45171	27717	26703	15163	56.78%	11526	43.16%	14	0.05%

RETRIEVED FROM DEMOCRACYDOCKET.COM

Statement of Votes Cast
Shelby County, TN
State and Federal General Election _Municipal Elections
November 6, 2018
SOVC For Jurisdiction Wide, All Counters, All Races
Official Combined Results

	TN HOUSE OF REP DIST 84					
	Reg. Voters	Times Counted	Total Votes	Joe Towns Jr.		Write-In Votes
Jurisdiction Wide						
00100						
Polling	-	-	-	-	-	-
Absentee	-	-	-	-	-	-
Early Vote	-	-	-	-	-	-
Provisional	-	-	-	-	-	-
Total	-	-	-	-	-	-
00200						
Polling	-	-	-	-	-	-
Absentee	-	-	-	-	-	-
Early Vote	-	-	-	-	-	-
Provisional	-	-	-	-	-	-
Total	-	-	-	-	-	-
01100						
Polling	-	-	-	-	-	-
Absentee	-	-	-	-	-	-
Early Vote	-	-	-	-	-	-
Provisional	-	-	-	-	-	-
Total	-	-	-	-	-	-
01200						
Polling	-	-	-	-	-	-
Absentee	-	-	-	-	-	-
Early Vote	-	-	-	-	-	-
Provisional	-	-	-	-	-	-
Total	-	-	-	-	-	-
01300						
Polling	-	-	-	-	-	-
Absentee	-	-	-	-	-	-
Early Vote	-	-	-	-	-	-
Provisional	-	-	-	-	-	-
Total	-	-	-	-	-	-
01601						
Polling	-	-	-	-	-	-
Absentee	-	-	-	-	-	-
Early Vote	-	-	-	-	-	-
Provisional	-	-	-	-	-	-
Total	-	-	-	-	-	-
01603						
Polling	-	-	-	-	-	-
Absentee	-	-	-	-	-	-
Early Vote	-	-	-	-	-	-
Provisional	-	-	-	-	-	-
Total	-	-	-	-	-	-
01700						
Polling	-	-	-	-	-	-
Absentee	-	-	-	-	-	-
Early Vote	-	-	-	-	-	-
Provisional	-	-	-	-	-	-
Total	-	-	-	-	-	-
02001						
Polling	-	-	-	-	-	-
Absentee	-	-	-	-	-	-
Early Vote	-	-	-	-	-	-
Provisional	-	-	-	-	-	-
Total	-	-	-	-	-	-
02003						
Polling	-	-	-	-	-	-
Absentee	-	-	-	-	-	-

RETRIEVED FROM DEMOCRACYDOCKET.COM

Statement of Votes Cast
Shelby County, TN
State and Federal General Election _Municipal Elections
November 6, 2018
SOVC For Jurisdiction Wide, All Counters, All Races
Official Combined Results

	TN HOUSE OF REP DIST 84					
	Reg. Voters	Times Counted	Total Votes	Joe Towns Jr.	Write-In Votes	
Early Vote	-	-	-	-	-	-
Provisional	-	-	-	-	-	-
Total	-	-	-	-	-	-
02100						
Polling	-	-	-	-	-	-
Absentee	-	-	-	-	-	-
Early Vote	-	-	-	-	-	-
Provisional	-	-	-	-	-	-
Total	-	-	-	-	-	-
02600						
Polling	-	-	-	-	-	-
Absentee	-	-	-	-	-	-
Early Vote	-	-	-	-	-	-
Provisional	-	-	-	-	-	-
Total	-	-	-	-	-	-
02800						
Polling	-	-	-	-	-	-
Absentee	-	-	-	-	-	-
Early Vote	-	-	-	-	-	-
Provisional	-	-	-	-	-	-
Total	-	-	-	-	-	-
03102						
Polling	-	-	-	-	-	-
Absentee	-	-	-	-	-	-
Early Vote	-	-	-	-	-	-
Provisional	-	-	-	-	-	-
Total	-	-	-	-	-	-
03104						
Polling	-	-	-	-	-	-
Absentee	-	-	-	-	-	-
Early Vote	-	-	-	-	-	-
Provisional	-	-	-	-	-	-
Total	-	-	-	-	-	-
03300						
Polling	-	-	-	-	-	-
Absentee	-	-	-	-	-	-
Early Vote	-	-	-	-	-	-
Provisional	-	-	-	-	-	-
Total	-	-	-	-	-	-
03402						
Polling	-	-	-	-	-	-
Absentee	-	-	-	-	-	-
Early Vote	-	-	-	-	-	-
Provisional	-	-	-	-	-	-
Total	-	-	-	-	-	-
03601						
Polling	-	-	-	-	-	-
Absentee	-	-	-	-	-	-
Early Vote	-	-	-	-	-	-
Provisional	-	-	-	-	-	-
Total	-	-	-	-	-	-
03602						
Polling	-	-	-	-	-	-
Absentee	-	-	-	-	-	-
Early Vote	-	-	-	-	-	-
Provisional	-	-	-	-	-	-
Total	-	-	-	-	-	-
03700						

RETRIEVED FROM DEMOCRACYDOCKET.COM

Statement of Votes Cast
Shelby County, TN
State and Federal General Election _Municipal Elections
November 6, 2018
SOVC For Jurisdiction Wide, All Counters, All Races
Official Combined Results

	TN HOUSE OF REP DIST 84					
	Reg. Voters	Times Counted	Total Votes	Joe Towns Jr.		Write-In Votes
Polling	-	-	-	-	-	-
Absentee	-	-	-	-	-	-
Early Vote	-	-	-	-	-	-
Provisional	-	-	-	-	-	-
Total	-	-	-	-	-	-
04103						
Polling	-	-	-	-	-	-
Absentee	-	-	-	-	-	-
Early Vote	-	-	-	-	-	-
Provisional	-	-	-	-	-	-
Total	-	-	-	-	-	-
04201						
Polling	-	-	-	-	-	-
Absentee	-	-	-	-	-	-
Early Vote	-	-	-	-	-	-
Provisional	-	-	-	-	-	-
Total	-	-	-	-	-	-
04401						
Polling	-	-	-	-	-	-
Absentee	-	-	-	-	-	-
Early Vote	-	-	-	-	-	-
Provisional	-	-	-	-	-	-
Total	-	-	-	-	-	-
04405						
Polling	-	-	-	-	-	-
Absentee	-	-	-	-	-	-
Early Vote	-	-	-	-	-	-
Provisional	-	-	-	-	-	-
Total	-	-	-	-	-	-
04502						
Polling	-	-	-	-	-	-
Absentee	-	-	-	-	-	-
Early Vote	-	-	-	-	-	-
Provisional	-	-	-	-	-	-
Total	-	-	-	-	-	-
04504						
Polling	-	-	-	-	-	-
Absentee	-	-	-	-	-	-
Early Vote	-	-	-	-	-	-
Provisional	-	-	-	-	-	-
Total	-	-	-	-	-	-
04602						
Polling	-	-	-	-	-	-
Absentee	-	-	-	-	-	-
Early Vote	-	-	-	-	-	-
Provisional	-	-	-	-	-	-
Total	-	-	-	-	-	-
04700						
Polling	-	-	-	-	-	-
Absentee	-	-	-	-	-	-
Early Vote	-	-	-	-	-	-
Provisional	-	-	-	-	-	-
Total	-	-	-	-	-	-
04900						
Polling	-	-	-	-	-	-
Absentee	-	-	-	-	-	-
Early Vote	-	-	-	-	-	-
Provisional	-	-	-	-	-	-

RETRIEVED FROM DEMOCRACYDOCKET.COM

Statement of Votes Cast
Shelby County, TN
State and Federal General Election _Municipal Elections
November 6, 2018
SOVC For Jurisdiction Wide, All Counters, All Races
Official Combined Results

	TN HOUSE OF REP DIST 84					
	Reg. Voters	Times Counted	Total Votes	Joe Towns Jr.		Write-In Votes
Total	-	-	-	-	-	-
05001						
Polling	-	-	-	-	-	-
Absentee	-	-	-	-	-	-
Early Vote	-	-	-	-	-	-
Provisional	-	-	-	-	-	-
Total	-	-	-	-	-	-
05002						
Polling	-	-	-	-	-	-
Absentee	-	-	-	-	-	-
Early Vote	-	-	-	-	-	-
Provisional	-	-	-	-	-	-
Total	-	-	-	-	-	-
05201						
Polling	-	-	-	-	-	-
Absentee	-	-	-	-	-	-
Early Vote	-	-	-	-	-	-
Provisional	-	-	-	-	-	-
Total	-	-	-	-	-	-
05301						
Polling	-	-	-	-	-	-
Absentee	-	-	-	-	-	-
Early Vote	-	-	-	-	-	-
Provisional	-	-	-	-	-	-
Total	-	-	-	-	-	-
05400						
Polling	-	-	-	-	-	-
Absentee	-	-	-	-	-	-
Early Vote	-	-	-	-	-	-
Provisional	-	-	-	-	-	-
Total	-	-	-	-	-	-
05502						
Polling	-	-	-	-	-	-
Absentee	-	-	-	-	-	-
Early Vote	-	-	-	-	-	-
Provisional	-	-	-	-	-	-
Total	-	-	-	-	-	-
05700						
Polling	-	-	-	-	-	-
Absentee	-	-	-	-	-	-
Early Vote	-	-	-	-	-	-
Provisional	-	-	-	-	-	-
Total	-	-	-	-	-	-
05801						
Polling	-	-	-	-	-	-
Absentee	-	-	-	-	-	-
Early Vote	-	-	-	-	-	-
Provisional	-	-	-	-	-	-
Total	-	-	-	-	-	-
05804						
Polling	-	-	-	-	-	-
Absentee	-	-	-	-	-	-
Early Vote	-	-	-	-	-	-
Provisional	-	-	-	-	-	-
Total	-	-	-	-	-	-
05905						
Polling	-	-	-	-	-	-
Absentee	-	-	-	-	-	-

RETRIEVED FROM DEMOCRACYDOCKET.COM

Statement of Votes Cast
Shelby County, TN
State and Federal General Election _Municipal Elections
November 6, 2018
SOVC For Jurisdiction Wide, All Counters, All Races
Official Combined Results

TN HOUSE OF REP DIST 84

	Reg. Voters	Times Counted	Total Votes	Joe Towns Jr.		Write-In Votes	
Early Vote	-	-	-	-	-	-	-
Provisional	-	-	-	-	-	-	-
Total	-	-	-	-	-	-	-
06003							
Polling	-	-	-	-	-	-	-
Absentee	-	-	-	-	-	-	-
Early Vote	-	-	-	-	-	-	-
Provisional	-	-	-	-	-	-	-
Total	-	-	-	-	-	-	-
06005							
Polling	1538	296	259	258	99.61%	1	0.39%
Absentee	1538	2	1	1	100.00%	0	0.00%
Early Vote	1538	329	290	290	100.00%	0	0.00%
Provisional	1538	1	1	1	100.00%	0	0.00%
Total	1538	628	551	550	99.82%	1	0.18%
06006							
Polling	-	-	-	-	-	-	-
Absentee	-	-	-	-	-	-	-
Early Vote	-	-	-	-	-	-	-
Provisional	-	-	-	-	-	-	-
Total	-	-	-	-	-	-	-
06007							
Polling	3972	769	695	694	99.86%	1	0.14%
Absentee	3972	10	10	10	100.00%	0	0.00%
Early Vote	3972	947	858	856	99.77%	2	0.23%
Provisional	3972	5	3	3	100.00%	0	0.00%
Total	3972	1731	1566	1563	99.81%	3	0.19%
06009							
Polling	-	-	-	-	-	-	-
Absentee	-	-	-	-	-	-	-
Early Vote	-	-	-	-	-	-	-
Provisional	-	-	-	-	-	-	-
Total	-	-	-	-	-	-	-
06100							
Polling	-	-	-	-	-	-	-
Absentee	-	-	-	-	-	-	-
Early Vote	-	-	-	-	-	-	-
Provisional	-	-	-	-	-	-	-
Total	-	-	-	-	-	-	-
06200							
Polling	-	-	-	-	-	-	-
Absentee	-	-	-	-	-	-	-
Early Vote	-	-	-	-	-	-	-
Provisional	-	-	-	-	-	-	-
Total	-	-	-	-	-	-	-
06400							
Polling	-	-	-	-	-	-	-
Absentee	-	-	-	-	-	-	-
Early Vote	-	-	-	-	-	-	-
Provisional	-	-	-	-	-	-	-
Total	-	-	-	-	-	-	-
06600							
Polling	196	33	17	15	88.24%	2	11.76%
Absentee	196	1	1	0	0.00%	1	100.00%
Early Vote	196	80	37	35	94.59%	2	5.41%
Provisional	196	0	0	0	-	0	-
Total	196	114	55	50	90.91%	5	9.09%
06701							

RETRIEVED FROM DEMOCRACYDOCKET.COM

Statement of Votes Cast
Shelby County, TN
State and Federal General Election _Municipal Elections
November 6, 2018
SOVC For Jurisdiction Wide, All Counters, All Races
Official Combined Results

TN HOUSE OF REP DIST 84

	Reg. Voters	Times Counted	Total Votes	Joe Towns Jr.		Write-In Votes	
Polling	1681	426	243	234	96.30%	9	3.70%
Absentee	1681	11	5	5	100.00%	0	0.00%
Early Vote	1681	580	336	321	95.54%	15	4.46%
Provisional	1681	3	3	2	66.67%	1	33.33%
Total	1681	1020	587	562	95.74%	25	4.26%
06703							
Polling	934	193	110	99	90.00%	11	10.00%
Absentee	934	7	4	4	100.00%	0	0.00%
Early Vote	934	360	202	189	93.56%	13	6.44%
Provisional	934	5	0	0	-	0	-
Total	934	565	316	292	92.41%	24	7.59%
06801							
Polling	-	-	-	-	-	-	-
Absentee	-	-	-	-	-	-	-
Early Vote	-	-	-	-	-	-	-
Provisional	-	-	-	-	-	-	-
Total	-	-	-	-	-	-	-
06803							
Polling	-	-	-	-	-	-	-
Absentee	-	-	-	-	-	-	-
Early Vote	-	-	-	-	-	-	-
Provisional	-	-	-	-	-	-	-
Total	-	-	-	-	-	-	-
06902							
Polling	-	-	-	-	-	-	-
Absentee	-	-	-	-	-	-	-
Early Vote	-	-	-	-	-	-	-
Provisional	-	-	-	-	-	-	-
Total	-	-	-	-	-	-	-
07001							
Polling	-	-	-	-	-	-	-
Absentee	-	-	-	-	-	-	-
Early Vote	-	-	-	-	-	-	-
Provisional	-	-	-	-	-	-	-
Total	-	-	-	-	-	-	-
07002							
Polling	-	-	-	-	-	-	-
Absentee	-	-	-	-	-	-	-
Early Vote	-	-	-	-	-	-	-
Provisional	-	-	-	-	-	-	-
Total	-	-	-	-	-	-	-
07104							
Polling	-	-	-	-	-	-	-
Absentee	-	-	-	-	-	-	-
Early Vote	-	-	-	-	-	-	-
Provisional	-	-	-	-	-	-	-
Total	-	-	-	-	-	-	-
07203							
Polling	-	-	-	-	-	-	-
Absentee	-	-	-	-	-	-	-
Early Vote	-	-	-	-	-	-	-
Provisional	-	-	-	-	-	-	-
Total	-	-	-	-	-	-	-
07207							
Polling	-	-	-	-	-	-	-
Absentee	-	-	-	-	-	-	-
Early Vote	-	-	-	-	-	-	-
Provisional	-	-	-	-	-	-	-

RETRIEVED FROM DEMOCRACYDOCKET.COM

Statement of Votes Cast
Shelby County, TN
State and Federal General Election _Municipal Elections
November 6, 2018
SOVC For Jurisdiction Wide, All Counters, All Races
Official Combined Results

	TN HOUSE OF REP DIST 84						
	Reg. Voters	Times Counted	Total Votes	Joe Towns Jr.		Write-In Votes	
Total	-	-	-	-	-	-	-
07301							
Polling	-	-	-	-	-	-	-
Absentee	-	-	-	-	-	-	-
Early Vote	-	-	-	-	-	-	-
Provisional	-	-	-	-	-	-	-
Total	-	-	-	-	-	-	-
07303							
Polling	-	-	-	-	-	-	-
Absentee	-	-	-	-	-	-	-
Early Vote	-	-	-	-	-	-	-
Provisional	-	-	-	-	-	-	-
Total	-	-	-	-	-	-	-
07401							
Polling	1990	226	202	202	100.00%	0	0.00%
Absentee	1990	4	3	3	100.00%	0	0.00%
Early Vote	1990	461	394	392	99.49%	2	0.51%
Provisional	1990	0	0	0	-	0	-
Total	1990	691	599	597	99.67%	2	0.33%
07402							
Polling	-	-	-	-	-	-	-
Absentee	-	-	-	-	-	-	-
Early Vote	-	-	-	-	-	-	-
Provisional	-	-	-	-	-	-	-
Total	-	-	-	-	-	-	-
07405							
Polling	-	-	-	-	-	-	-
Absentee	-	-	-	-	-	-	-
Early Vote	-	-	-	-	-	-	-
Provisional	-	-	-	-	-	-	-
Total	-	-	-	-	-	-	-
07409							
Polling	1374	229	195	192	98.46%	3	1.54%
Absentee	1374	0	0	0	-	0	-
Early Vote	1374	325	279	278	99.64%	1	0.36%
Provisional	1374	5	4	4	100.00%	0	0.00%
Total	1374	559	478	474	99.16%	4	0.84%
07501							
Polling	-	-	-	-	-	-	-
Absentee	-	-	-	-	-	-	-
Early Vote	-	-	-	-	-	-	-
Provisional	-	-	-	-	-	-	-
Total	-	-	-	-	-	-	-
07506							
Polling	-	-	-	-	-	-	-
Absentee	-	-	-	-	-	-	-
Early Vote	-	-	-	-	-	-	-
Provisional	-	-	-	-	-	-	-
Total	-	-	-	-	-	-	-
07507							
Polling	-	-	-	-	-	-	-
Absentee	-	-	-	-	-	-	-
Early Vote	-	-	-	-	-	-	-
Provisional	-	-	-	-	-	-	-
Total	-	-	-	-	-	-	-
07511							
Polling	-	-	-	-	-	-	-
Absentee	-	-	-	-	-	-	-

RETRIEVED FROM DEMOCRACYDOCKET.COM

Statement of Votes Cast
Shelby County, TN
State and Federal General Election _Municipal Elections
November 6, 2018
SOVC For Jurisdiction Wide, All Counters, All Races
Official Combined Results

	TN HOUSE OF REP DIST 84						
	Reg. Voters	Times Counted	Total Votes	Joe Towns Jr.		Write-In Votes	
Early Vote	-	-	-	-	-	-	-
Provisional	-	-	-	-	-	-	-
Total	-	-	-	-	-	-	-
07604							
Polling	-	-	-	-	-	-	-
Absentee	-	-	-	-	-	-	-
Early Vote	-	-	-	-	-	-	-
Provisional	-	-	-	-	-	-	-
Total	-	-	-	-	-	-	-
07605							
Polling	-	-	-	-	-	-	-
Absentee	-	-	-	-	-	-	-
Early Vote	-	-	-	-	-	-	-
Provisional	-	-	-	-	-	-	-
Total	-	-	-	-	-	-	-
07606							
Polling	-	-	-	-	-	-	-
Absentee	-	-	-	-	-	-	-
Early Vote	-	-	-	-	-	-	-
Provisional	-	-	-	-	-	-	-
Total	-	-	-	-	-	-	-
07701							
Polling	-	-	-	-	-	-	-
Absentee	-	-	-	-	-	-	-
Early Vote	-	-	-	-	-	-	-
Provisional	-	-	-	-	-	-	-
Total	-	-	-	-	-	-	-
07703							
Polling	-	-	-	-	-	-	-
Absentee	-	-	-	-	-	-	-
Early Vote	-	-	-	-	-	-	-
Provisional	-	-	-	-	-	-	-
Total	-	-	-	-	-	-	-
07803							
Polling	-	-	-	-	-	-	-
Absentee	-	-	-	-	-	-	-
Early Vote	-	-	-	-	-	-	-
Provisional	-	-	-	-	-	-	-
Total	-	-	-	-	-	-	-
07901							
Polling	997	121	110	109	99.09%	1	0.91%
Absentee	997	6	3	3	100.00%	0	0.00%
Early Vote	997	311	273	273	100.00%	0	0.00%
Provisional	997	2	2	2	100.00%	0	0.00%
Total	997	440	388	387	99.74%	1	0.26%
07902							
Polling	-	-	-	-	-	-	-
Absentee	-	-	-	-	-	-	-
Early Vote	-	-	-	-	-	-	-
Provisional	-	-	-	-	-	-	-
Total	-	-	-	-	-	-	-
07903							
Polling	-	-	-	-	-	-	-
Absentee	-	-	-	-	-	-	-
Early Vote	-	-	-	-	-	-	-
Provisional	-	-	-	-	-	-	-
Total	-	-	-	-	-	-	-
07907							

RETRIEVED FROM DEMOCRACYDOCKET.COM

Statement of Votes Cast
Shelby County, TN
State and Federal General Election _Municipal Elections
November 6, 2018
SOVC For Jurisdiction Wide, All Counters, All Races
Official Combined Results

	TN HOUSE OF REP DIST 84					
	Reg. Voters	Times Counted	Total Votes	Joe Towns Jr.		Write-In Votes
Polling	-	-	-	-	-	-
Absentee	-	-	-	-	-	-
Early Vote	-	-	-	-	-	-
Provisional	-	-	-	-	-	-
Total	-	-	-	-	-	-
08002						
Polling	-	-	-	-	-	-
Absentee	-	-	-	-	-	-
Early Vote	-	-	-	-	-	-
Provisional	-	-	-	-	-	-
Total	-	-	-	-	-	-
08101						
Polling	-	-	-	-	-	-
Absentee	-	-	-	-	-	-
Early Vote	-	-	-	-	-	-
Provisional	-	-	-	-	-	-
Total	-	-	-	-	-	-
08103						
Polling	-	-	-	-	-	-
Absentee	-	-	-	-	-	-
Early Vote	-	-	-	-	-	-
Provisional	-	-	-	-	-	-
Total	-	-	-	-	-	-
08105						
Polling	-	-	-	-	-	-
Absentee	-	-	-	-	-	-
Early Vote	-	-	-	-	-	-
Provisional	-	-	-	-	-	-
Total	-	-	-	-	-	-
08107						
Polling	-	-	-	-	-	-
Absentee	-	-	-	-	-	-
Early Vote	-	-	-	-	-	-
Provisional	-	-	-	-	-	-
Total	-	-	-	-	-	-
08202						
Polling	-	-	-	-	-	-
Absentee	-	-	-	-	-	-
Early Vote	-	-	-	-	-	-
Provisional	-	-	-	-	-	-
Total	-	-	-	-	-	-
08300						
Polling	-	-	-	-	-	-
Absentee	-	-	-	-	-	-
Early Vote	-	-	-	-	-	-
Provisional	-	-	-	-	-	-
Total	-	-	-	-	-	-
08402						
Polling	-	-	-	-	-	-
Absentee	-	-	-	-	-	-
Early Vote	-	-	-	-	-	-
Provisional	-	-	-	-	-	-
Total	-	-	-	-	-	-
08600						
Polling	-	-	-	-	-	-
Absentee	-	-	-	-	-	-
Early Vote	-	-	-	-	-	-
Provisional	-	-	-	-	-	-

RETRIEVED FROM DEMOCRACYDOCKET.COM

Statement of Votes Cast
Shelby County, TN
State and Federal General Election _Municipal Elections
November 6, 2018
SOVC For Jurisdiction Wide, All Counters, All Races
Official Combined Results

	TN HOUSE OF REP DIST 84					
	Reg. Voters	Times Counted	Total Votes	Joe Towns Jr.		Write-In Votes
Total	-	-	-	-	-	-
08702						
Polling	-	-	-	-	-	-
Absentee	-	-	-	-	-	-
Early Vote	-	-	-	-	-	-
Provisional	-	-	-	-	-	-
Total	-	-	-	-	-	-
08703						
Polling	-	-	-	-	-	-
Absentee	-	-	-	-	-	-
Early Vote	-	-	-	-	-	-
Provisional	-	-	-	-	-	-
Total	-	-	-	-	-	-
08704						
Polling	-	-	-	-	-	-
Absentee	-	-	-	-	-	-
Early Vote	-	-	-	-	-	-
Provisional	-	-	-	-	-	-
Total	-	-	-	-	-	-
08802						
Polling	-	-	-	-	-	-
Absentee	-	-	-	-	-	-
Early Vote	-	-	-	-	-	-
Provisional	-	-	-	-	-	-
Total	-	-	-	-	-	-
08803						
Polling	-	-	-	-	-	-
Absentee	-	-	-	-	-	-
Early Vote	-	-	-	-	-	-
Provisional	-	-	-	-	-	-
Total	-	-	-	-	-	-
08804						
Polling	-	-	-	-	-	-
Absentee	-	-	-	-	-	-
Early Vote	-	-	-	-	-	-
Provisional	-	-	-	-	-	-
Total	-	-	-	-	-	-
08901						
Polling	-	-	-	-	-	-
Absentee	-	-	-	-	-	-
Early Vote	-	-	-	-	-	-
Provisional	-	-	-	-	-	-
Total	-	-	-	-	-	-
08902						
Polling	-	-	-	-	-	-
Absentee	-	-	-	-	-	-
Early Vote	-	-	-	-	-	-
Provisional	-	-	-	-	-	-
Total	-	-	-	-	-	-
09002						
Polling	-	-	-	-	-	-
Absentee	-	-	-	-	-	-
Early Vote	-	-	-	-	-	-
Provisional	-	-	-	-	-	-
Total	-	-	-	-	-	-
09003						
Polling	-	-	-	-	-	-
Absentee	-	-	-	-	-	-

RETRIEVED FROM DEMOCRACYDOCKET.COM

Statement of Votes Cast
Shelby County, TN
State and Federal General Election _Municipal Elections
November 6, 2018
SOVC For Jurisdiction Wide, All Counters, All Races
Official Combined Results

	TN HOUSE OF REP DIST 84						
	Reg. Voters	Times Counted	Total Votes	Joe Towns Jr.		Write-In Votes	
Early Vote	-	-	-	-	-	-	-
Provisional	-	-	-	-	-	-	-
Total	-	-	-	-	-	-	-
09101							
Polling	-	-	-	-	-	-	-
Absentee	-	-	-	-	-	-	-
Early Vote	-	-	-	-	-	-	-
Provisional	-	-	-	-	-	-	-
Total	-	-	-	-	-	-	-
09102							
Polling	-	-	-	-	-	-	-
Absentee	-	-	-	-	-	-	-
Early Vote	-	-	-	-	-	-	-
Provisional	-	-	-	-	-	-	-
Total	-	-	-	-	-	-	-
09104							
Polling	-	-	-	-	-	-	-
Absentee	-	-	-	-	-	-	-
Early Vote	-	-	-	-	-	-	-
Provisional	-	-	-	-	-	-	-
Total	-	-	-	-	-	-	-
09201							
Polling	1279	206	188	188	100.00%	0	0.00%
Absentee	1279	0	0	0	-	0	-
Early Vote	1279	263	236	236	100.00%	0	0.00%
Provisional	1279	4	1	1	100.00%	0	0.00%
Total	1279	473	425	425	100.00%	0	0.00%
09301							
Polling	534	81	65	65	100.00%	0	0.00%
Absentee	534	0	0	0	-	0	-
Early Vote	534	102	90	90	100.00%	0	0.00%
Provisional	534	0	0	0	-	0	-
Total	534	183	155	155	100.00%	0	0.00%
09303							
Polling	984	113	97	97	100.00%	0	0.00%
Absentee	984	1	1	1	100.00%	0	0.00%
Early Vote	984	111	102	102	100.00%	0	0.00%
Provisional	984	1	0	0	-	0	-
Total	984	226	200	200	100.00%	0	0.00%
09403							
Polling	4031	683	612	607	99.18%	5	0.82%
Absentee	4031	18	16	16	100.00%	0	0.00%
Early Vote	4031	1119	985	982	99.70%	3	0.30%
Provisional	4031	6	6	5	83.33%	1	16.67%
Total	4031	1826	1619	1610	99.44%	9	0.56%
09406							
Polling	2437	515	468	468	100.00%	0	0.00%
Absentee	2437	5	3	3	100.00%	0	0.00%
Early Vote	2437	555	488	487	99.80%	1	0.20%
Provisional	2437	5	4	4	100.00%	0	0.00%
Total	2437	1080	963	962	99.90%	1	0.10%
09407							
Polling	5534	1000	905	903	99.78%	2	0.22%
Absentee	5534	16	12	12	100.00%	0	0.00%
Early Vote	5534	1176	1046	1044	99.81%	2	0.19%
Provisional	5534	0	0	0	-	0	-
Total	5534	2192	1963	1959	99.80%	4	0.20%
09408							

RETRIEVED FROM DEMOCRACYDOCKET.COM

Statement of Votes Cast
Shelby County, TN
State and Federal General Election _Municipal Elections
November 6, 2018
SOVC For Jurisdiction Wide, All Counters, All Races
Official Combined Results

TN HOUSE OF REP DIST 84

	Reg. Voters	Times Counted	Total Votes	Joe Towns Jr.		Write-In Votes	
Polling	1603	344	295	292	98.98%	3	1.02%
Absentee	1603	7	5	5	100.00%	0	0.00%
Early Vote	1603	541	475	473	99.58%	2	0.42%
Provisional	1603	2	2	2	100.00%	0	0.00%
Total	1603	894	777	772	99.36%	5	0.64%
09501							
Polling	-	-	-	-	-	-	-
Absentee	-	-	-	-	-	-	-
Early Vote	-	-	-	-	-	-	-
Provisional	-	-	-	-	-	-	-
Total	-	-	-	-	-	-	-
09505							
Polling	-	-	-	-	-	-	-
Absentee	-	-	-	-	-	-	-
Early Vote	-	-	-	-	-	-	-
Provisional	-	-	-	-	-	-	-
Total	-	-	-	-	-	-	-
09506							
Polling	-	-	-	-	-	-	-
Absentee	-	-	-	-	-	-	-
Early Vote	-	-	-	-	-	-	-
Provisional	-	-	-	-	-	-	-
Total	-	-	-	-	-	-	-
09507							
Polling	-	-	-	-	-	-	-
Absentee	-	-	-	-	-	-	-
Early Vote	-	-	-	-	-	-	-
Provisional	-	-	-	-	-	-	-
Total	-	-	-	-	-	-	-
09508							
Polling	-	-	-	-	-	-	-
Absentee	-	-	-	-	-	-	-
Early Vote	-	-	-	-	-	-	-
Provisional	-	-	-	-	-	-	-
Total	-	-	-	-	-	-	-
09601							
Polling	-	-	-	-	-	-	-
Absentee	-	-	-	-	-	-	-
Early Vote	-	-	-	-	-	-	-
Provisional	-	-	-	-	-	-	-
Total	-	-	-	-	-	-	-
09602							
Polling	-	-	-	-	-	-	-
Absentee	-	-	-	-	-	-	-
Early Vote	-	-	-	-	-	-	-
Provisional	-	-	-	-	-	-	-
Total	-	-	-	-	-	-	-
ARL01							
Polling	-	-	-	-	-	-	-
Absentee	-	-	-	-	-	-	-
Early Vote	-	-	-	-	-	-	-
Provisional	-	-	-	-	-	-	-
Total	-	-	-	-	-	-	-
ARL02							
Polling	-	-	-	-	-	-	-
Absentee	-	-	-	-	-	-	-
Early Vote	-	-	-	-	-	-	-
Provisional	-	-	-	-	-	-	-

RETRIEVED FROM DEMOCRACYDOCKET.COM

Statement of Votes Cast
Shelby County, TN
State and Federal General Election _Municipal Elections
November 6, 2018
SOVC For Jurisdiction Wide, All Counters, All Races
Official Combined Results

	TN HOUSE OF REP DIST 84					
	Reg. Voters	Times Counted	Total Votes	Joe Towns Jr.		Write-In Votes
Total	-	-	-	-	-	-
BAR03						
Polling	-	-	-	-	-	-
Absentee	-	-	-	-	-	-
Early Vote	-	-	-	-	-	-
Provisional	-	-	-	-	-	-
Total	-	-	-	-	-	-
BAR04						
Polling	-	-	-	-	-	-
Absentee	-	-	-	-	-	-
Early Vote	-	-	-	-	-	-
Provisional	-	-	-	-	-	-
Total	-	-	-	-	-	-
BAR05						
Polling	-	-	-	-	-	-
Absentee	-	-	-	-	-	-
Early Vote	-	-	-	-	-	-
Provisional	-	-	-	-	-	-
Total	-	-	-	-	-	-
BAR06						
Polling	-	-	-	-	-	-
Absentee	-	-	-	-	-	-
Early Vote	-	-	-	-	-	-
Provisional	-	-	-	-	-	-
Total	-	-	-	-	-	-
BAR08						
Polling	-	-	-	-	-	-
Absentee	-	-	-	-	-	-
Early Vote	-	-	-	-	-	-
Provisional	-	-	-	-	-	-
Total	-	-	-	-	-	-
BAR09						
Polling	-	-	-	-	-	-
Absentee	-	-	-	-	-	-
Early Vote	-	-	-	-	-	-
Provisional	-	-	-	-	-	-
Total	-	-	-	-	-	-
BAR11						
Polling	-	-	-	-	-	-
Absentee	-	-	-	-	-	-
Early Vote	-	-	-	-	-	-
Provisional	-	-	-	-	-	-
Total	-	-	-	-	-	-
BAR13						
Polling	-	-	-	-	-	-
Absentee	-	-	-	-	-	-
Early Vote	-	-	-	-	-	-
Provisional	-	-	-	-	-	-
Total	-	-	-	-	-	-
BRU01						
Polling	-	-	-	-	-	-
Absentee	-	-	-	-	-	-
Early Vote	-	-	-	-	-	-
Provisional	-	-	-	-	-	-
Total	-	-	-	-	-	-
BRU02						
Polling	-	-	-	-	-	-
Absentee	-	-	-	-	-	-

RETRIEVED FROM DEMOCRACYDOCKET.COM

Statement of Votes Cast
Shelby County, TN
State and Federal General Election _Municipal Elections
November 6, 2018
SOVC For Jurisdiction Wide, All Counters, All Races
Official Combined Results

	TN HOUSE OF REP DIST 84					
	Reg. Voters	Times Counted	Total Votes	Joe Towns Jr.		Write-In Votes
Early Vote	-	-	-	-	-	-
Provisional	-	-	-	-	-	-
Total	-	-	-	-	-	-
COL01						
Polling	-	-	-	-	-	-
Absentee	-	-	-	-	-	-
Early Vote	-	-	-	-	-	-
Provisional	-	-	-	-	-	-
Total	-	-	-	-	-	-
COL02						
Polling	-	-	-	-	-	-
Absentee	-	-	-	-	-	-
Early Vote	-	-	-	-	-	-
Provisional	-	-	-	-	-	-
Total	-	-	-	-	-	-
COL03						
Polling	-	-	-	-	-	-
Absentee	-	-	-	-	-	-
Early Vote	-	-	-	-	-	-
Provisional	-	-	-	-	-	-
Total	-	-	-	-	-	-
COL04						
Polling	-	-	-	-	-	-
Absentee	-	-	-	-	-	-
Early Vote	-	-	-	-	-	-
Provisional	-	-	-	-	-	-
Total	-	-	-	-	-	-
COL05						
Polling	-	-	-	-	-	-
Absentee	-	-	-	-	-	-
Early Vote	-	-	-	-	-	-
Provisional	-	-	-	-	-	-
Total	-	-	-	-	-	-
COL06						
Polling	-	-	-	-	-	-
Absentee	-	-	-	-	-	-
Early Vote	-	-	-	-	-	-
Provisional	-	-	-	-	-	-
Total	-	-	-	-	-	-
COL07						
Polling	-	-	-	-	-	-
Absentee	-	-	-	-	-	-
Early Vote	-	-	-	-	-	-
Provisional	-	-	-	-	-	-
Total	-	-	-	-	-	-
COL08						
Polling	-	-	-	-	-	-
Absentee	-	-	-	-	-	-
Early Vote	-	-	-	-	-	-
Provisional	-	-	-	-	-	-
Total	-	-	-	-	-	-
COL09						
Polling	-	-	-	-	-	-
Absentee	-	-	-	-	-	-
Early Vote	-	-	-	-	-	-
Provisional	-	-	-	-	-	-
Total	-	-	-	-	-	-
COR03						

RETRIEVED FROM DEMOCRACYDOCKET.COM

Statement of Votes Cast
Shelby County, TN
State and Federal General Election _Municipal Elections
November 6, 2018
SOVC For Jurisdiction Wide, All Counters, All Races
Official Combined Results

	TN HOUSE OF REP DIST 84					
	Reg. Voters	Times Counted	Total Votes	Joe Towns Jr.		Write-In Votes
Polling	-	-	-	-	-	-
Absentee	-	-	-	-	-	-
Early Vote	-	-	-	-	-	-
Provisional	-	-	-	-	-	-
Total	-	-	-	-	-	-
COR04						
Polling	-	-	-	-	-	-
Absentee	-	-	-	-	-	-
Early Vote	-	-	-	-	-	-
Provisional	-	-	-	-	-	-
Total	-	-	-	-	-	-
COR05						
Polling	-	-	-	-	-	-
Absentee	-	-	-	-	-	-
Early Vote	-	-	-	-	-	-
Provisional	-	-	-	-	-	-
Total	-	-	-	-	-	-
EAD00						
Polling	-	-	-	-	-	-
Absentee	-	-	-	-	-	-
Early Vote	-	-	-	-	-	-
Provisional	-	-	-	-	-	-
Total	-	-	-	-	-	-
FOR01						
Polling	-	-	-	-	-	-
Absentee	-	-	-	-	-	-
Early Vote	-	-	-	-	-	-
Provisional	-	-	-	-	-	-
Total	-	-	-	-	-	-
FOR02						
Polling	-	-	-	-	-	-
Absentee	-	-	-	-	-	-
Early Vote	-	-	-	-	-	-
Provisional	-	-	-	-	-	-
Total	-	-	-	-	-	-
FOR03						
Polling	-	-	-	-	-	-
Absentee	-	-	-	-	-	-
Early Vote	-	-	-	-	-	-
Provisional	-	-	-	-	-	-
Total	-	-	-	-	-	-
GER02						
Polling	-	-	-	-	-	-
Absentee	-	-	-	-	-	-
Early Vote	-	-	-	-	-	-
Provisional	-	-	-	-	-	-
Total	-	-	-	-	-	-
GER03						
Polling	-	-	-	-	-	-
Absentee	-	-	-	-	-	-
Early Vote	-	-	-	-	-	-
Provisional	-	-	-	-	-	-
Total	-	-	-	-	-	-
GER04						
Polling	-	-	-	-	-	-
Absentee	-	-	-	-	-	-
Early Vote	-	-	-	-	-	-
Provisional	-	-	-	-	-	-

RETRIEVED FROM DEMOCRACYDOCKET.COM

Statement of Votes Cast
Shelby County, TN
State and Federal General Election _Municipal Elections
November 6, 2018
SOVC For Jurisdiction Wide, All Counters, All Races
Official Combined Results

	TN HOUSE OF REP DIST 84					
	Reg. Voters	Times Counted	Total Votes	Joe Towns Jr.		Write-In Votes
Total	-	-	-	-	-	-
GER05						
Polling	-	-	-	-	-	-
Absentee	-	-	-	-	-	-
Early Vote	-	-	-	-	-	-
Provisional	-	-	-	-	-	-
Total	-	-	-	-	-	-
GER06						
Polling	-	-	-	-	-	-
Absentee	-	-	-	-	-	-
Early Vote	-	-	-	-	-	-
Provisional	-	-	-	-	-	-
Total	-	-	-	-	-	-
GER08						
Polling	-	-	-	-	-	-
Absentee	-	-	-	-	-	-
Early Vote	-	-	-	-	-	-
Provisional	-	-	-	-	-	-
Total	-	-	-	-	-	-
GER10						
Polling	-	-	-	-	-	-
Absentee	-	-	-	-	-	-
Early Vote	-	-	-	-	-	-
Provisional	-	-	-	-	-	-
Total	-	-	-	-	-	-
GER11						
Polling	-	-	-	-	-	-
Absentee	-	-	-	-	-	-
Early Vote	-	-	-	-	-	-
Provisional	-	-	-	-	-	-
Total	-	-	-	-	-	-
GER12						
Polling	-	-	-	-	-	-
Absentee	-	-	-	-	-	-
Early Vote	-	-	-	-	-	-
Provisional	-	-	-	-	-	-
Total	-	-	-	-	-	-
LAK01						
Polling	-	-	-	-	-	-
Absentee	-	-	-	-	-	-
Early Vote	-	-	-	-	-	-
Provisional	-	-	-	-	-	-
Total	-	-	-	-	-	-
LAK02						
Polling	-	-	-	-	-	-
Absentee	-	-	-	-	-	-
Early Vote	-	-	-	-	-	-
Provisional	-	-	-	-	-	-
Total	-	-	-	-	-	-
LUC01						
Polling	-	-	-	-	-	-
Absentee	-	-	-	-	-	-
Early Vote	-	-	-	-	-	-
Provisional	-	-	-	-	-	-
Total	-	-	-	-	-	-
LUC03						
Polling	-	-	-	-	-	-
Absentee	-	-	-	-	-	-

RETRIEVED FROM DEMOCRACYDOCKET.COM

Statement of Votes Cast
Shelby County, TN
State and Federal General Election _Municipal Elections
November 6, 2018
SOVC For Jurisdiction Wide, All Counters, All Races
Official Combined Results

	TN HOUSE OF REP DIST 84						
	Reg. Voters	Times Counted	Total Votes	Joe Towns Jr.		Write-In Votes	
Early Vote	-	-	-	-	-	-	-
Provisional	-	-	-	-	-	-	-
Total	-	-	-	-	-	-	-
MCC00							
Polling	-	-	-	-	-	-	-
Absentee	-	-	-	-	-	-	-
Early Vote	-	-	-	-	-	-	-
Provisional	-	-	-	-	-	-	-
Total	-	-	-	-	-	-	-
MIL01							
Polling	-	-	-	-	-	-	-
Absentee	-	-	-	-	-	-	-
Early Vote	-	-	-	-	-	-	-
Provisional	-	-	-	-	-	-	-
Total	-	-	-	-	-	-	-
MIL02							
Polling	-	-	-	-	-	-	-
Absentee	-	-	-	-	-	-	-
Early Vote	-	-	-	-	-	-	-
Provisional	-	-	-	-	-	-	-
Total	-	-	-	-	-	-	-
MOR01							
Polling	-	-	-	-	-	-	-
Absentee	-	-	-	-	-	-	-
Early Vote	-	-	-	-	-	-	-
Provisional	-	-	-	-	-	-	-
Total	-	-	-	-	-	-	-
MOR02							
Polling	-	-	-	-	-	-	-
Absentee	-	-	-	-	-	-	-
Early Vote	-	-	-	-	-	-	-
Provisional	-	-	-	-	-	-	-
Total	-	-	-	-	-	-	-
ROS05							
Polling	3415	656	585	583	99.66%	2	0.34%
Absentee	3415	9	8	8	100.00%	0	0.00%
Early Vote	3415	1332	1175	1167	99.32%	8	0.68%
Provisional	3415	9	8	8	100.00%	0	0.00%
Total	3415	2006	1776	1766	99.44%	10	0.56%
ROS13							
Polling	2705	550	476	475	99.79%	1	0.21%
Absentee	2705	8	6	6	100.00%	0	0.00%
Early Vote	2705	845	767	766	99.87%	1	0.13%
Provisional	2705	2	2	2	100.00%	0	0.00%
Total	2705	1405	1251	1249	99.84%	2	0.16%
ROS14							
Polling	-	-	-	-	-	-	-
Absentee	-	-	-	-	-	-	-
Early Vote	-	-	-	-	-	-	-
Provisional	-	-	-	-	-	-	-
Total	-	-	-	-	-	-	-
ROS15							
Polling	-	-	-	-	-	-	-
Absentee	-	-	-	-	-	-	-
Early Vote	-	-	-	-	-	-	-
Provisional	-	-	-	-	-	-	-
Total	-	-	-	-	-	-	-
ROS16							

RETRIEVED FROM DEMOCRACYDOCKET.COM

Statement of Votes Cast
Shelby County, TN
State and Federal General Election _Municipal Elections
November 6, 2018
SOVC For Jurisdiction Wide, All Counters, All Races
Official Combined Results

	TN HOUSE OF REP DIST 84						
	Reg. Voters	Times Counted	Total Votes	Joe Towns Jr.		Write-In Votes	
Polling	3120	586	529	526	99.43%	3	0.57%
Absentee	3120	11	9	9	100.00%	0	0.00%
Early Vote	3120	1153	1041	1038	99.71%	3	0.29%
Provisional	3120	16	3	3	100.00%	0	0.00%
Total	3120	1766	1582	1576	99.62%	6	0.38%
STE00							
Polling	-	-	-	-	-	-	-
Absentee	-	-	-	-	-	-	-
Early Vote	-	-	-	-	-	-	-
Provisional	-	-	-	-	-	-	-
Total	-	-	-	-	-	-	-
Total							
Polling	38324	7027	6051	6007	99.27%	44	0.73%
Absentee	38324	116	87	86	98.85%	1	1.15%
Early Vote	38324	10590	9074	9019	99.39%	55	0.61%
Provisional	38324	66	39	37	94.87%	2	5.13%
Total	38324	17799	15251	15149	99.33%	102	0.67%

RETRIEVED FROM DEMOCRACYDOCKET.COM

Statement of Votes Cast
Shelby County, TN
State and Federal General Election _Municipal Elections
November 6, 2018
SOVC For Jurisdiction Wide, All Counters, All Races
Official Combined Results

	TN HOUSE OF REP DIST 85					
	Reg. Voters	Times Counted	Total Votes	Jesse Chism		Write-In Votes
Jurisdiction Wide						
00100						
Polling	-	-	-	-	-	-
Absentee	-	-	-	-	-	-
Early Vote	-	-	-	-	-	-
Provisional	-	-	-	-	-	-
Total	-	-	-	-	-	-
00200						
Polling	-	-	-	-	-	-
Absentee	-	-	-	-	-	-
Early Vote	-	-	-	-	-	-
Provisional	-	-	-	-	-	-
Total	-	-	-	-	-	-
01100						
Polling	-	-	-	-	-	-
Absentee	-	-	-	-	-	-
Early Vote	-	-	-	-	-	-
Provisional	-	-	-	-	-	-
Total	-	-	-	-	-	-
01200						
Polling	-	-	-	-	-	-
Absentee	-	-	-	-	-	-
Early Vote	-	-	-	-	-	-
Provisional	-	-	-	-	-	-
Total	-	-	-	-	-	-
01300						
Polling	-	-	-	-	-	-
Absentee	-	-	-	-	-	-
Early Vote	-	-	-	-	-	-
Provisional	-	-	-	-	-	-
Total	-	-	-	-	-	-
01601						
Polling	-	-	-	-	-	-
Absentee	-	-	-	-	-	-
Early Vote	-	-	-	-	-	-
Provisional	-	-	-	-	-	-
Total	-	-	-	-	-	-
01603						
Polling	-	-	-	-	-	-
Absentee	-	-	-	-	-	-
Early Vote	-	-	-	-	-	-
Provisional	-	-	-	-	-	-
Total	-	-	-	-	-	-
01700						
Polling	-	-	-	-	-	-
Absentee	-	-	-	-	-	-
Early Vote	-	-	-	-	-	-
Provisional	-	-	-	-	-	-
Total	-	-	-	-	-	-
02001						
Polling	-	-	-	-	-	-
Absentee	-	-	-	-	-	-
Early Vote	-	-	-	-	-	-
Provisional	-	-	-	-	-	-
Total	-	-	-	-	-	-
02003						
Polling	-	-	-	-	-	-
Absentee	-	-	-	-	-	-

RETRIEVED FROM DEMOCRACYDOCKET.COM

Statement of Votes Cast
Shelby County, TN
State and Federal General Election _Municipal Elections
November 6, 2018
SOVC For Jurisdiction Wide, All Counters, All Races
Official Combined Results

	TN HOUSE OF REP DIST 85					
	Reg. Voters	Times Counted	Total Votes	Jesse Chism	Write-In Votes	
Early Vote	-	-	-	-	-	-
Provisional	-	-	-	-	-	-
Total	-	-	-	-	-	-
02100						
Polling	-	-	-	-	-	-
Absentee	-	-	-	-	-	-
Early Vote	-	-	-	-	-	-
Provisional	-	-	-	-	-	-
Total	-	-	-	-	-	-
02600						
Polling	-	-	-	-	-	-
Absentee	-	-	-	-	-	-
Early Vote	-	-	-	-	-	-
Provisional	-	-	-	-	-	-
Total	-	-	-	-	-	-
02800						
Polling	-	-	-	-	-	-
Absentee	-	-	-	-	-	-
Early Vote	-	-	-	-	-	-
Provisional	-	-	-	-	-	-
Total	-	-	-	-	-	-
03102						
Polling	-	-	-	-	-	-
Absentee	-	-	-	-	-	-
Early Vote	-	-	-	-	-	-
Provisional	-	-	-	-	-	-
Total	-	-	-	-	-	-
03104						
Polling	-	-	-	-	-	-
Absentee	-	-	-	-	-	-
Early Vote	-	-	-	-	-	-
Provisional	-	-	-	-	-	-
Total	-	-	-	-	-	-
03300						
Polling	-	-	-	-	-	-
Absentee	-	-	-	-	-	-
Early Vote	-	-	-	-	-	-
Provisional	-	-	-	-	-	-
Total	-	-	-	-	-	-
03402						
Polling	-	-	-	-	-	-
Absentee	-	-	-	-	-	-
Early Vote	-	-	-	-	-	-
Provisional	-	-	-	-	-	-
Total	-	-	-	-	-	-
03601						
Polling	-	-	-	-	-	-
Absentee	-	-	-	-	-	-
Early Vote	-	-	-	-	-	-
Provisional	-	-	-	-	-	-
Total	-	-	-	-	-	-
03602						
Polling	-	-	-	-	-	-
Absentee	-	-	-	-	-	-
Early Vote	-	-	-	-	-	-
Provisional	-	-	-	-	-	-
Total	-	-	-	-	-	-
03700						

RETRIEVED FROM DEMOCRACYDOCKET.COM

Statement of Votes Cast
Shelby County, TN
State and Federal General Election _Municipal Elections
November 6, 2018
SOVC For Jurisdiction Wide, All Counters, All Races
Official Combined Results

	TN HOUSE OF REP DIST 85					
	Reg. Voters	Times Counted	Total Votes	Jesse Chism		Write-In Votes
Polling	-	-	-	-	-	-
Absentee	-	-	-	-	-	-
Early Vote	-	-	-	-	-	-
Provisional	-	-	-	-	-	-
Total	-	-	-	-	-	-
04103						
Polling	-	-	-	-	-	-
Absentee	-	-	-	-	-	-
Early Vote	-	-	-	-	-	-
Provisional	-	-	-	-	-	-
Total	-	-	-	-	-	-
04201						
Polling	-	-	-	-	-	-
Absentee	-	-	-	-	-	-
Early Vote	-	-	-	-	-	-
Provisional	-	-	-	-	-	-
Total	-	-	-	-	-	-
04401						
Polling	-	-	-	-	-	-
Absentee	-	-	-	-	-	-
Early Vote	-	-	-	-	-	-
Provisional	-	-	-	-	-	-
Total	-	-	-	-	-	-
04405						
Polling	-	-	-	-	-	-
Absentee	-	-	-	-	-	-
Early Vote	-	-	-	-	-	-
Provisional	-	-	-	-	-	-
Total	-	-	-	-	-	-
04502						
Polling	-	-	-	-	-	-
Absentee	-	-	-	-	-	-
Early Vote	-	-	-	-	-	-
Provisional	-	-	-	-	-	-
Total	-	-	-	-	-	-
04504						
Polling	-	-	-	-	-	-
Absentee	-	-	-	-	-	-
Early Vote	-	-	-	-	-	-
Provisional	-	-	-	-	-	-
Total	-	-	-	-	-	-
04602						
Polling	-	-	-	-	-	-
Absentee	-	-	-	-	-	-
Early Vote	-	-	-	-	-	-
Provisional	-	-	-	-	-	-
Total	-	-	-	-	-	-
04700						
Polling	-	-	-	-	-	-
Absentee	-	-	-	-	-	-
Early Vote	-	-	-	-	-	-
Provisional	-	-	-	-	-	-
Total	-	-	-	-	-	-
04900						
Polling	-	-	-	-	-	-
Absentee	-	-	-	-	-	-
Early Vote	-	-	-	-	-	-
Provisional	-	-	-	-	-	-

RETRIEVED FROM DEMOCRACYDOCKET.COM

Statement of Votes Cast
Shelby County, TN
State and Federal General Election _Municipal Elections
November 6, 2018
SOVC For Jurisdiction Wide, All Counters, All Races
Official Combined Results

	TN HOUSE OF REP DIST 85				
	Reg. Voters	Times Counted	Total Votes	Jesse Chism	Write-In Votes
Total	-	-	-	-	-
05001					
Polling	-	-	-	-	-
Absentee	-	-	-	-	-
Early Vote	-	-	-	-	-
Provisional	-	-	-	-	-
Total	-	-	-	-	-
05002					
Polling	-	-	-	-	-
Absentee	-	-	-	-	-
Early Vote	-	-	-	-	-
Provisional	-	-	-	-	-
Total	-	-	-	-	-
05201					
Polling	-	-	-	-	-
Absentee	-	-	-	-	-
Early Vote	-	-	-	-	-
Provisional	-	-	-	-	-
Total	-	-	-	-	-
05301					
Polling	-	-	-	-	-
Absentee	-	-	-	-	-
Early Vote	-	-	-	-	-
Provisional	-	-	-	-	-
Total	-	-	-	-	-
05400					
Polling	-	-	-	-	-
Absentee	-	-	-	-	-
Early Vote	-	-	-	-	-
Provisional	-	-	-	-	-
Total	-	-	-	-	-
05502					
Polling	-	-	-	-	-
Absentee	-	-	-	-	-
Early Vote	-	-	-	-	-
Provisional	-	-	-	-	-
Total	-	-	-	-	-
05700					
Polling	-	-	-	-	-
Absentee	-	-	-	-	-
Early Vote	-	-	-	-	-
Provisional	-	-	-	-	-
Total	-	-	-	-	-
05801					
Polling	-	-	-	-	-
Absentee	-	-	-	-	-
Early Vote	-	-	-	-	-
Provisional	-	-	-	-	-
Total	-	-	-	-	-
05804					
Polling	-	-	-	-	-
Absentee	-	-	-	-	-
Early Vote	-	-	-	-	-
Provisional	-	-	-	-	-
Total	-	-	-	-	-
05905					
Polling	-	-	-	-	-
Absentee	-	-	-	-	-

RETRIEVED FROM DEMOCRACYDOCKET.COM

Statement of Votes Cast
Shelby County, TN
State and Federal General Election _Municipal Elections
November 6, 2018
SOVC For Jurisdiction Wide, All Counters, All Races
Official Combined Results

	TN HOUSE OF REP DIST 85						
	Reg. Voters	Times Counted	Total Votes	Jesse Chism		Write-In Votes	
Early Vote	-	-	-	-	-	-	-
Provisional	-	-	-	-	-	-	-
Total	-	-	-	-	-	-	-
06003							
Polling	-	-	-	-	-	-	-
Absentee	-	-	-	-	-	-	-
Early Vote	-	-	-	-	-	-	-
Provisional	-	-	-	-	-	-	-
Total	-	-	-	-	-	-	-
06005							
Polling	-	-	-	-	-	-	-
Absentee	-	-	-	-	-	-	-
Early Vote	-	-	-	-	-	-	-
Provisional	-	-	-	-	-	-	-
Total	-	-	-	-	-	-	-
06006							
Polling	-	-	-	-	-	-	-
Absentee	-	-	-	-	-	-	-
Early Vote	-	-	-	-	-	-	-
Provisional	-	-	-	-	-	-	-
Total	-	-	-	-	-	-	-
06007							
Polling	410	85	69	69	100.00%	0	0.00%
Absentee	410	0	0	0	-	0	-
Early Vote	410	127	92	90	97.83%	2	2.17%
Provisional	410	3	1	1	100.00%	0	0.00%
Total	410	215	162	160	98.77%	2	1.23%
06009							
Polling	-	-	-	-	-	-	-
Absentee	-	-	-	-	-	-	-
Early Vote	-	-	-	-	-	-	-
Provisional	-	-	-	-	-	-	-
Total	-	-	-	-	-	-	-
06100							
Polling	-	-	-	-	-	-	-
Absentee	-	-	-	-	-	-	-
Early Vote	-	-	-	-	-	-	-
Provisional	-	-	-	-	-	-	-
Total	-	-	-	-	-	-	-
06200							
Polling	-	-	-	-	-	-	-
Absentee	-	-	-	-	-	-	-
Early Vote	-	-	-	-	-	-	-
Provisional	-	-	-	-	-	-	-
Total	-	-	-	-	-	-	-
06400							
Polling	-	-	-	-	-	-	-
Absentee	-	-	-	-	-	-	-
Early Vote	-	-	-	-	-	-	-
Provisional	-	-	-	-	-	-	-
Total	-	-	-	-	-	-	-
06600							
Polling	305	52	26	25	96.15%	1	3.85%
Absentee	305	6	2	2	100.00%	0	0.00%
Early Vote	305	135	64	63	98.44%	1	1.56%
Provisional	305	0	0	0	-	0	-
Total	305	193	92	90	97.83%	2	2.17%
06701							

RETRIEVED FROM DEMOCRACYDOCKET.COM

Statement of Votes Cast
Shelby County, TN
State and Federal General Election _Municipal Elections
November 6, 2018
SOVC For Jurisdiction Wide, All Counters, All Races
Official Combined Results

TN HOUSE OF REP DIST 85

	Reg. Voters	Times Counted	Total Votes	Jesse Chism		Write-In Votes	
Polling	1354	265	161	150	93.17%	11	6.83%
Absentee	1354	6	5	5	100.00%	0	0.00%
Early Vote	1354	455	270	256	94.81%	14	5.19%
Provisional	1354	6	3	3	100.00%	0	0.00%
Total	1354	732	439	414	94.31%	25	5.69%
06703							
Polling	1217	301	150	136	90.67%	14	9.33%
Absentee	1217	8	6	5	83.33%	1	16.67%
Early Vote	1217	550	277	261	94.22%	16	5.78%
Provisional	1217	2	1	1	100.00%	0	0.00%
Total	1217	861	434	403	92.86%	31	7.14%
06801							
Polling	-	-	-	-	-	-	-
Absentee	-	-	-	-	-	-	-
Early Vote	-	-	-	-	-	-	-
Provisional	-	-	-	-	-	-	-
Total	-	-	-	-	-	-	-
06803							
Polling	-	-	-	-	-	-	-
Absentee	-	-	-	-	-	-	-
Early Vote	-	-	-	-	-	-	-
Provisional	-	-	-	-	-	-	-
Total	-	-	-	-	-	-	-
06902							
Polling	-	-	-	-	-	-	-
Absentee	-	-	-	-	-	-	-
Early Vote	-	-	-	-	-	-	-
Provisional	-	-	-	-	-	-	-
Total	-	-	-	-	-	-	-
07001							
Polling	-	-	-	-	-	-	-
Absentee	-	-	-	-	-	-	-
Early Vote	-	-	-	-	-	-	-
Provisional	-	-	-	-	-	-	-
Total	-	-	-	-	-	-	-
07002							
Polling	-	-	-	-	-	-	-
Absentee	-	-	-	-	-	-	-
Early Vote	-	-	-	-	-	-	-
Provisional	-	-	-	-	-	-	-
Total	-	-	-	-	-	-	-
07104							
Polling	-	-	-	-	-	-	-
Absentee	-	-	-	-	-	-	-
Early Vote	-	-	-	-	-	-	-
Provisional	-	-	-	-	-	-	-
Total	-	-	-	-	-	-	-
07203							
Polling	-	-	-	-	-	-	-
Absentee	-	-	-	-	-	-	-
Early Vote	-	-	-	-	-	-	-
Provisional	-	-	-	-	-	-	-
Total	-	-	-	-	-	-	-
07207							
Polling	-	-	-	-	-	-	-
Absentee	-	-	-	-	-	-	-
Early Vote	-	-	-	-	-	-	-
Provisional	-	-	-	-	-	-	-

RETRIEVED FROM DEMOCRACYDOCKET.COM

Statement of Votes Cast
Shelby County, TN
State and Federal General Election _Municipal Elections
November 6, 2018
SOVC For Jurisdiction Wide, All Counters, All Races
Official Combined Results

	TN HOUSE OF REP DIST 85						
	Reg. Voters	Times Counted	Total Votes	Jesse Chism		Write-In Votes	
Total	-	-	-	-	-	-	-
07301							
Polling	-	-	-	-	-	-	-
Absentee	-	-	-	-	-	-	-
Early Vote	-	-	-	-	-	-	-
Provisional	-	-	-	-	-	-	-
Total	-	-	-	-	-	-	-
07303							
Polling	-	-	-	-	-	-	-
Absentee	-	-	-	-	-	-	-
Early Vote	-	-	-	-	-	-	-
Provisional	-	-	-	-	-	-	-
Total	-	-	-	-	-	-	-
07401							
Polling	123	22	20	20	100.00%	0	0.00%
Absentee	123	0	0	0	-	0	-
Early Vote	123	38	33	33	100.00%	0	0.00%
Provisional	123	0	0	0	-	0	-
Total	123	60	53	53	100.00%	0	0.00%
07402							
Polling	-	-	-	-	-	-	-
Absentee	-	-	-	-	-	-	-
Early Vote	-	-	-	-	-	-	-
Provisional	-	-	-	-	-	-	-
Total	-	-	-	-	-	-	-
07405							
Polling	-	-	-	-	-	-	-
Absentee	-	-	-	-	-	-	-
Early Vote	-	-	-	-	-	-	-
Provisional	-	-	-	-	-	-	-
Total	-	-	-	-	-	-	-
07409							
Polling	-	-	-	-	-	-	-
Absentee	-	-	-	-	-	-	-
Early Vote	-	-	-	-	-	-	-
Provisional	-	-	-	-	-	-	-
Total	-	-	-	-	-	-	-
07501							
Polling	-	-	-	-	-	-	-
Absentee	-	-	-	-	-	-	-
Early Vote	-	-	-	-	-	-	-
Provisional	-	-	-	-	-	-	-
Total	-	-	-	-	-	-	-
07506							
Polling	3266	592	529	528	99.81%	1	0.19%
Absentee	3266	8	7	7	100.00%	0	0.00%
Early Vote	3266	917	788	787	99.87%	1	0.13%
Provisional	3266	5	4	4	100.00%	0	0.00%
Total	3266	1522	1328	1326	99.85%	2	0.15%
07507							
Polling	127	19	18	18	100.00%	0	0.00%
Absentee	127	0	0	0	-	0	-
Early Vote	127	38	35	35	100.00%	0	0.00%
Provisional	127	0	0	0	-	0	-
Total	127	57	53	53	100.00%	0	0.00%
07511							
Polling	1995	388	345	343	99.42%	2	0.58%
Absentee	1995	14	12	12	100.00%	0	0.00%

RETRIEVED FROM DEMOCRACYDOCKET.COM

Statement of Votes Cast
Shelby County, TN
State and Federal General Election _Municipal Elections
November 6, 2018
SOVC For Jurisdiction Wide, All Counters, All Races
Official Combined Results

	TN HOUSE OF REP DIST 85						
	Reg. Voters	Times Counted	Total Votes	Jesse Chism		Write-In Votes	
Early Vote	1995	559	494	491	99.39%	3	0.61%
Provisional	1995	3	3	3	100.00%	0	0.00%
Total	1995	964	854	849	99.41%	5	0.59%
07604							
Polling	329	50	41	41	100.00%	0	0.00%
Absentee	329	0	0	0	-	0	-
Early Vote	329	113	102	102	100.00%	0	0.00%
Provisional	329	0	0	0	-	0	-
Total	329	163	143	143	100.00%	0	0.00%
07605							
Polling	2560	351	316	314	99.37%	2	0.63%
Absentee	2560	6	6	6	100.00%	0	0.00%
Early Vote	2560	753	653	652	99.85%	1	0.15%
Provisional	2560	7	6	6	100.00%	0	0.00%
Total	2560	1117	981	978	99.69%	3	0.31%
07606							
Polling	1902	286	243	242	99.59%	1	0.41%
Absentee	1902	11	7	7	100.00%	0	0.00%
Early Vote	1902	506	441	441	100.00%	0	0.00%
Provisional	1902	0	0	0	-	0	-
Total	1902	803	691	690	99.86%	1	0.14%
07701							
Polling	-	-	-	-	-	-	-
Absentee	-	-	-	-	-	-	-
Early Vote	-	-	-	-	-	-	-
Provisional	-	-	-	-	-	-	-
Total	-	-	-	-	-	-	-
07703							
Polling	-	-	-	-	-	-	-
Absentee	-	-	-	-	-	-	-
Early Vote	-	-	-	-	-	-	-
Provisional	-	-	-	-	-	-	-
Total	-	-	-	-	-	-	-
07803							
Polling	-	-	-	-	-	-	-
Absentee	-	-	-	-	-	-	-
Early Vote	-	-	-	-	-	-	-
Provisional	-	-	-	-	-	-	-
Total	-	-	-	-	-	-	-
07901							
Polling	-	-	-	-	-	-	-
Absentee	-	-	-	-	-	-	-
Early Vote	-	-	-	-	-	-	-
Provisional	-	-	-	-	-	-	-
Total	-	-	-	-	-	-	-
07902							
Polling	589	91	78	78	100.00%	0	0.00%
Absentee	589	3	2	2	100.00%	0	0.00%
Early Vote	589	236	203	200	98.52%	3	1.48%
Provisional	589	1	1	1	100.00%	0	0.00%
Total	589	331	284	281	98.94%	3	1.06%
07903							
Polling	3891	718	641	639	99.69%	2	0.31%
Absentee	3891	11	10	10	100.00%	0	0.00%
Early Vote	3891	1128	1003	998	99.50%	5	0.50%
Provisional	3891	2	2	2	100.00%	0	0.00%
Total	3891	1859	1656	1649	99.58%	7	0.42%
07907							

RETRIEVED FROM DEMOCRACYDOCKET.COM

Statement of Votes Cast
Shelby County, TN
State and Federal General Election _Municipal Elections
November 6, 2018
SOVC For Jurisdiction Wide, All Counters, All Races
Official Combined Results

TN HOUSE OF REP DIST 85

	Reg. Voters	Times Counted	Total Votes	Jesse Chism		Write-In Votes	
Polling	-	-	-	-	-	-	-
Absentee	-	-	-	-	-	-	-
Early Vote	-	-	-	-	-	-	-
Provisional	-	-	-	-	-	-	-
Total	-	-	-	-	-	-	-
08002							
Polling	-	-	-	-	-	-	-
Absentee	-	-	-	-	-	-	-
Early Vote	-	-	-	-	-	-	-
Provisional	-	-	-	-	-	-	-
Total	-	-	-	-	-	-	-
08101							
Polling	907	109	94	92	97.87%	2	2.13%
Absentee	907	14	10	10	100.00%	0	0.00%
Early Vote	907	241	169	166	98.22%	3	1.78%
Provisional	907	3	3	3	100.00%	0	0.00%
Total	907	367	276	271	98.19%	5	1.81%
08103							
Polling	-	-	-	-	-	-	-
Absentee	-	-	-	-	-	-	-
Early Vote	-	-	-	-	-	-	-
Provisional	-	-	-	-	-	-	-
Total	-	-	-	-	-	-	-
08105							
Polling	-	-	-	-	-	-	-
Absentee	-	-	-	-	-	-	-
Early Vote	-	-	-	-	-	-	-
Provisional	-	-	-	-	-	-	-
Total	-	-	-	-	-	-	-
08107							
Polling	1846	399	261	252	96.55%	9	3.45%
Absentee	1846	17	11	11	100.00%	0	0.00%
Early Vote	1846	615	394	372	94.42%	22	5.58%
Provisional	1846	1	0	0	-	0	-
Total	1846	1032	666	635	95.35%	31	4.65%
08202							
Polling	-	-	-	-	-	-	-
Absentee	-	-	-	-	-	-	-
Early Vote	-	-	-	-	-	-	-
Provisional	-	-	-	-	-	-	-
Total	-	-	-	-	-	-	-
08300							
Polling	-	-	-	-	-	-	-
Absentee	-	-	-	-	-	-	-
Early Vote	-	-	-	-	-	-	-
Provisional	-	-	-	-	-	-	-
Total	-	-	-	-	-	-	-
08402							
Polling	-	-	-	-	-	-	-
Absentee	-	-	-	-	-	-	-
Early Vote	-	-	-	-	-	-	-
Provisional	-	-	-	-	-	-	-
Total	-	-	-	-	-	-	-
08600							
Polling	-	-	-	-	-	-	-
Absentee	-	-	-	-	-	-	-
Early Vote	-	-	-	-	-	-	-
Provisional	-	-	-	-	-	-	-

RETRIEVED FROM DEMOCRACYDOCKET.COM

Statement of Votes Cast
Shelby County, TN
State and Federal General Election _Municipal Elections
November 6, 2018
SOVC For Jurisdiction Wide, All Counters, All Races
Official Combined Results

	TN HOUSE OF REP DIST 85					
	Reg. Voters	Times Counted	Total Votes	Jesse Chism		Write-In Votes
Total	-	-	-	-	-	-
08702						
Polling	-	-	-	-	-	-
Absentee	-	-	-	-	-	-
Early Vote	-	-	-	-	-	-
Provisional	-	-	-	-	-	-
Total	-	-	-	-	-	-
08703						
Polling	-	-	-	-	-	-
Absentee	-	-	-	-	-	-
Early Vote	-	-	-	-	-	-
Provisional	-	-	-	-	-	-
Total	-	-	-	-	-	-
08704						
Polling	-	-	-	-	-	-
Absentee	-	-	-	-	-	-
Early Vote	-	-	-	-	-	-
Provisional	-	-	-	-	-	-
Total	-	-	-	-	-	-
08802						
Polling	-	-	-	-	-	-
Absentee	-	-	-	-	-	-
Early Vote	-	-	-	-	-	-
Provisional	-	-	-	-	-	-
Total	-	-	-	-	-	-
08803						
Polling	-	-	-	-	-	-
Absentee	-	-	-	-	-	-
Early Vote	-	-	-	-	-	-
Provisional	-	-	-	-	-	-
Total	-	-	-	-	-	-
08804						
Polling	-	-	-	-	-	-
Absentee	-	-	-	-	-	-
Early Vote	-	-	-	-	-	-
Provisional	-	-	-	-	-	-
Total	-	-	-	-	-	-
08901						
Polling	-	-	-	-	-	-
Absentee	-	-	-	-	-	-
Early Vote	-	-	-	-	-	-
Provisional	-	-	-	-	-	-
Total	-	-	-	-	-	-
08902						
Polling	-	-	-	-	-	-
Absentee	-	-	-	-	-	-
Early Vote	-	-	-	-	-	-
Provisional	-	-	-	-	-	-
Total	-	-	-	-	-	-
09002						
Polling	-	-	-	-	-	-
Absentee	-	-	-	-	-	-
Early Vote	-	-	-	-	-	-
Provisional	-	-	-	-	-	-
Total	-	-	-	-	-	-
09003						
Polling	-	-	-	-	-	-
Absentee	-	-	-	-	-	-

RETRIEVED FROM DEMOCRACYDOCKET.COM

Statement of Votes Cast
Shelby County, TN
State and Federal General Election _Municipal Elections
November 6, 2018
SOVC For Jurisdiction Wide, All Counters, All Races
Official Combined Results

	TN HOUSE OF REP DIST 85						
	Reg. Voters	Times Counted	Total Votes	Jesse Chism		Write-In Votes	
Early Vote	-	-	-	-	-	-	-
Provisional	-	-	-	-	-	-	-
Total	-	-	-	-	-	-	-
09101							
Polling	-	-	-	-	-	-	-
Absentee	-	-	-	-	-	-	-
Early Vote	-	-	-	-	-	-	-
Provisional	-	-	-	-	-	-	-
Total	-	-	-	-	-	-	-
09102							
Polling	-	-	-	-	-	-	-
Absentee	-	-	-	-	-	-	-
Early Vote	-	-	-	-	-	-	-
Provisional	-	-	-	-	-	-	-
Total	-	-	-	-	-	-	-
09104							
Polling	-	-	-	-	-	-	-
Absentee	-	-	-	-	-	-	-
Early Vote	-	-	-	-	-	-	-
Provisional	-	-	-	-	-	-	-
Total	-	-	-	-	-	-	-
09201							
Polling	-	-	-	-	-	-	-
Absentee	-	-	-	-	-	-	-
Early Vote	-	-	-	-	-	-	-
Provisional	-	-	-	-	-	-	-
Total	-	-	-	-	-	-	-
09301							
Polling	3011	482	434	432	99.54%	2	0.46%
Absentee	3011	2	2	2	100.00%	0	0.00%
Early Vote	3011	573	511	509	99.61%	2	0.39%
Provisional	3011	3	3	3	100.00%	0	0.00%
Total	3011	1060	950	946	99.58%	4	0.42%
09303							
Polling	2129	241	210	210	100.00%	0	0.00%
Absentee	2129	122	42	40	95.24%	2	4.76%
Early Vote	2129	424	291	288	98.97%	3	1.03%
Provisional	2129	4	4	4	100.00%	0	0.00%
Total	2129	791	547	542	99.09%	5	0.91%
09403							
Polling	432	68	65	65	100.00%	0	0.00%
Absentee	432	1	1	1	100.00%	0	0.00%
Early Vote	432	115	102	101	99.02%	1	0.98%
Provisional	432	1	1	1	100.00%	0	0.00%
Total	432	185	169	168	99.41%	1	0.59%
09406							
Polling	-	-	-	-	-	-	-
Absentee	-	-	-	-	-	-	-
Early Vote	-	-	-	-	-	-	-
Provisional	-	-	-	-	-	-	-
Total	-	-	-	-	-	-	-
09407							
Polling	-	-	-	-	-	-	-
Absentee	-	-	-	-	-	-	-
Early Vote	-	-	-	-	-	-	-
Provisional	-	-	-	-	-	-	-
Total	-	-	-	-	-	-	-
09408							

RETRIEVED FROM DEMOCRACYDOCKET.COM

Statement of Votes Cast
Shelby County, TN
State and Federal General Election _Municipal Elections
November 6, 2018
SOVC For Jurisdiction Wide, All Counters, All Races
Official Combined Results

TN HOUSE OF REP DIST 85

	Reg. Voters	Times Counted	Total Votes	Jesse Chism		Write-In Votes	
Polling	1673	322	282	279	98.94%	3	1.06%
Absentee	1673	7	7	7	100.00%	0	0.00%
Early Vote	1673	538	475	471	99.16%	4	0.84%
Provisional	1673	1	1	1	100.00%	0	0.00%
Total	1673	868	765	758	99.08%	7	0.92%
09501							
Polling	-	-	-	-	-	-	-
Absentee	-	-	-	-	-	-	-
Early Vote	-	-	-	-	-	-	-
Provisional	-	-	-	-	-	-	-
Total	-	-	-	-	-	-	-
09505							
Polling	-	-	-	-	-	-	-
Absentee	-	-	-	-	-	-	-
Early Vote	-	-	-	-	-	-	-
Provisional	-	-	-	-	-	-	-
Total	-	-	-	-	-	-	-
09506							
Polling	-	-	-	-	-	-	-
Absentee	-	-	-	-	-	-	-
Early Vote	-	-	-	-	-	-	-
Provisional	-	-	-	-	-	-	-
Total	-	-	-	-	-	-	-
09507							
Polling	-	-	-	-	-	-	-
Absentee	-	-	-	-	-	-	-
Early Vote	-	-	-	-	-	-	-
Provisional	-	-	-	-	-	-	-
Total	-	-	-	-	-	-	-
09508							
Polling	-	-	-	-	-	-	-
Absentee	-	-	-	-	-	-	-
Early Vote	-	-	-	-	-	-	-
Provisional	-	-	-	-	-	-	-
Total	-	-	-	-	-	-	-
09601							
Polling	-	-	-	-	-	-	-
Absentee	-	-	-	-	-	-	-
Early Vote	-	-	-	-	-	-	-
Provisional	-	-	-	-	-	-	-
Total	-	-	-	-	-	-	-
09602							
Polling	-	-	-	-	-	-	-
Absentee	-	-	-	-	-	-	-
Early Vote	-	-	-	-	-	-	-
Provisional	-	-	-	-	-	-	-
Total	-	-	-	-	-	-	-
ARL01							
Polling	-	-	-	-	-	-	-
Absentee	-	-	-	-	-	-	-
Early Vote	-	-	-	-	-	-	-
Provisional	-	-	-	-	-	-	-
Total	-	-	-	-	-	-	-
ARL02							
Polling	-	-	-	-	-	-	-
Absentee	-	-	-	-	-	-	-
Early Vote	-	-	-	-	-	-	-
Provisional	-	-	-	-	-	-	-

RETRIEVED FROM DEMOCRACYDOCKET.COM

Statement of Votes Cast
Shelby County, TN
State and Federal General Election _Municipal Elections
November 6, 2018
SOVC For Jurisdiction Wide, All Counters, All Races
Official Combined Results

	TN HOUSE OF REP DIST 85					
	Reg. Voters	Times Counted	Total Votes	Jesse Chism		Write-In Votes
Total	-	-	-	-	-	-
BAR03						
Polling	-	-	-	-	-	-
Absentee	-	-	-	-	-	-
Early Vote	-	-	-	-	-	-
Provisional	-	-	-	-	-	-
Total	-	-	-	-	-	-
BAR04						
Polling	-	-	-	-	-	-
Absentee	-	-	-	-	-	-
Early Vote	-	-	-	-	-	-
Provisional	-	-	-	-	-	-
Total	-	-	-	-	-	-
BAR05						
Polling	-	-	-	-	-	-
Absentee	-	-	-	-	-	-
Early Vote	-	-	-	-	-	-
Provisional	-	-	-	-	-	-
Total	-	-	-	-	-	-
BAR06						
Polling	-	-	-	-	-	-
Absentee	-	-	-	-	-	-
Early Vote	-	-	-	-	-	-
Provisional	-	-	-	-	-	-
Total	-	-	-	-	-	-
BAR08						
Polling	-	-	-	-	-	-
Absentee	-	-	-	-	-	-
Early Vote	-	-	-	-	-	-
Provisional	-	-	-	-	-	-
Total	-	-	-	-	-	-
BAR09						
Polling	-	-	-	-	-	-
Absentee	-	-	-	-	-	-
Early Vote	-	-	-	-	-	-
Provisional	-	-	-	-	-	-
Total	-	-	-	-	-	-
BAR11						
Polling	-	-	-	-	-	-
Absentee	-	-	-	-	-	-
Early Vote	-	-	-	-	-	-
Provisional	-	-	-	-	-	-
Total	-	-	-	-	-	-
BAR13						
Polling	-	-	-	-	-	-
Absentee	-	-	-	-	-	-
Early Vote	-	-	-	-	-	-
Provisional	-	-	-	-	-	-
Total	-	-	-	-	-	-
BRU01						
Polling	-	-	-	-	-	-
Absentee	-	-	-	-	-	-
Early Vote	-	-	-	-	-	-
Provisional	-	-	-	-	-	-
Total	-	-	-	-	-	-
BRU02						
Polling	-	-	-	-	-	-
Absentee	-	-	-	-	-	-

RETRIEVED FROM DEMOCRACYDOCKET.COM

Statement of Votes Cast
Shelby County, TN
State and Federal General Election _Municipal Elections
November 6, 2018
SOVC For Jurisdiction Wide, All Counters, All Races
Official Combined Results

	TN HOUSE OF REP DIST 85					
	Reg. Voters	Times Counted	Total Votes	Jesse Chism	Write-In Votes	
Early Vote	-	-	-	-	-	-
Provisional	-	-	-	-	-	-
Total	-	-	-	-	-	-
COL01						
Polling	-	-	-	-	-	-
Absentee	-	-	-	-	-	-
Early Vote	-	-	-	-	-	-
Provisional	-	-	-	-	-	-
Total	-	-	-	-	-	-
COL02						
Polling	-	-	-	-	-	-
Absentee	-	-	-	-	-	-
Early Vote	-	-	-	-	-	-
Provisional	-	-	-	-	-	-
Total	-	-	-	-	-	-
COL03						
Polling	-	-	-	-	-	-
Absentee	-	-	-	-	-	-
Early Vote	-	-	-	-	-	-
Provisional	-	-	-	-	-	-
Total	-	-	-	-	-	-
COL04						
Polling	-	-	-	-	-	-
Absentee	-	-	-	-	-	-
Early Vote	-	-	-	-	-	-
Provisional	-	-	-	-	-	-
Total	-	-	-	-	-	-
COL05						
Polling	-	-	-	-	-	-
Absentee	-	-	-	-	-	-
Early Vote	-	-	-	-	-	-
Provisional	-	-	-	-	-	-
Total	-	-	-	-	-	-
COL06						
Polling	-	-	-	-	-	-
Absentee	-	-	-	-	-	-
Early Vote	-	-	-	-	-	-
Provisional	-	-	-	-	-	-
Total	-	-	-	-	-	-
COL07						
Polling	-	-	-	-	-	-
Absentee	-	-	-	-	-	-
Early Vote	-	-	-	-	-	-
Provisional	-	-	-	-	-	-
Total	-	-	-	-	-	-
COL08						
Polling	-	-	-	-	-	-
Absentee	-	-	-	-	-	-
Early Vote	-	-	-	-	-	-
Provisional	-	-	-	-	-	-
Total	-	-	-	-	-	-
COL09						
Polling	-	-	-	-	-	-
Absentee	-	-	-	-	-	-
Early Vote	-	-	-	-	-	-
Provisional	-	-	-	-	-	-
Total	-	-	-	-	-	-
COR03						

RETRIEVED FROM DEMOCRACYDOCKET.COM

Statement of Votes Cast
Shelby County, TN
State and Federal General Election _Municipal Elections
November 6, 2018
SOVC For Jurisdiction Wide, All Counters, All Races
Official Combined Results

	TN HOUSE OF REP DIST 85						
	Reg. Voters	Times Counted	Total Votes	Jesse Chism		Write-In Votes	
Polling	-	-	-	-	-	-	-
Absentee	-	-	-	-	-	-	-
Early Vote	-	-	-	-	-	-	-
Provisional	-	-	-	-	-	-	-
Total	-	-	-	-	-	-	-
COR04							
Polling	-	-	-	-	-	-	-
Absentee	-	-	-	-	-	-	-
Early Vote	-	-	-	-	-	-	-
Provisional	-	-	-	-	-	-	-
Total	-	-	-	-	-	-	-
COR05							
Polling	-	-	-	-	-	-	-
Absentee	-	-	-	-	-	-	-
Early Vote	-	-	-	-	-	-	-
Provisional	-	-	-	-	-	-	-
Total	-	-	-	-	-	-	-
EAD00							
Polling	-	-	-	-	-	-	-
Absentee	-	-	-	-	-	-	-
Early Vote	-	-	-	-	-	-	-
Provisional	-	-	-	-	-	-	-
Total	-	-	-	-	-	-	-
FOR01							
Polling	-	-	-	-	-	-	-
Absentee	-	-	-	-	-	-	-
Early Vote	-	-	-	-	-	-	-
Provisional	-	-	-	-	-	-	-
Total	-	-	-	-	-	-	-
FOR02							
Polling	-	-	-	-	-	-	-
Absentee	-	-	-	-	-	-	-
Early Vote	-	-	-	-	-	-	-
Provisional	-	-	-	-	-	-	-
Total	-	-	-	-	-	-	-
FOR03							
Polling	4129	823	727	722	99.31%	5	0.69%
Absentee	4129	15	14	14	100.00%	0	0.00%
Early Vote	4129	1429	1261	1249	99.05%	12	0.95%
Provisional	4129	4	2	2	100.00%	0	0.00%
Total	4129	2271	2004	1987	99.15%	17	0.85%
GER02							
Polling	-	-	-	-	-	-	-
Absentee	-	-	-	-	-	-	-
Early Vote	-	-	-	-	-	-	-
Provisional	-	-	-	-	-	-	-
Total	-	-	-	-	-	-	-
GER03							
Polling	-	-	-	-	-	-	-
Absentee	-	-	-	-	-	-	-
Early Vote	-	-	-	-	-	-	-
Provisional	-	-	-	-	-	-	-
Total	-	-	-	-	-	-	-
GER04							
Polling	-	-	-	-	-	-	-
Absentee	-	-	-	-	-	-	-
Early Vote	-	-	-	-	-	-	-
Provisional	-	-	-	-	-	-	-

RETRIEVED FROM DEMOCRACYDOCKET.COM

Statement of Votes Cast
Shelby County, TN
State and Federal General Election _Municipal Elections
November 6, 2018
SOVC For Jurisdiction Wide, All Counters, All Races
Official Combined Results

	TN HOUSE OF REP DIST 85					
	Reg. Voters	Times Counted	Total Votes	Jesse Chism	Write-In Votes	
Total	-	-	-	-	-	-
GER05						
Polling	-	-	-	-	-	-
Absentee	-	-	-	-	-	-
Early Vote	-	-	-	-	-	-
Provisional	-	-	-	-	-	-
Total	-	-	-	-	-	-
GER06						
Polling	-	-	-	-	-	-
Absentee	-	-	-	-	-	-
Early Vote	-	-	-	-	-	-
Provisional	-	-	-	-	-	-
Total	-	-	-	-	-	-
GER08						
Polling	-	-	-	-	-	-
Absentee	-	-	-	-	-	-
Early Vote	-	-	-	-	-	-
Provisional	-	-	-	-	-	-
Total	-	-	-	-	-	-
GER10						
Polling	-	-	-	-	-	-
Absentee	-	-	-	-	-	-
Early Vote	-	-	-	-	-	-
Provisional	-	-	-	-	-	-
Total	-	-	-	-	-	-
GER11						
Polling	-	-	-	-	-	-
Absentee	-	-	-	-	-	-
Early Vote	-	-	-	-	-	-
Provisional	-	-	-	-	-	-
Total	-	-	-	-	-	-
GER12						
Polling	-	-	-	-	-	-
Absentee	-	-	-	-	-	-
Early Vote	-	-	-	-	-	-
Provisional	-	-	-	-	-	-
Total	-	-	-	-	-	-
LAK01						
Polling	-	-	-	-	-	-
Absentee	-	-	-	-	-	-
Early Vote	-	-	-	-	-	-
Provisional	-	-	-	-	-	-
Total	-	-	-	-	-	-
LAK02						
Polling	-	-	-	-	-	-
Absentee	-	-	-	-	-	-
Early Vote	-	-	-	-	-	-
Provisional	-	-	-	-	-	-
Total	-	-	-	-	-	-
LUC01						
Polling	-	-	-	-	-	-
Absentee	-	-	-	-	-	-
Early Vote	-	-	-	-	-	-
Provisional	-	-	-	-	-	-
Total	-	-	-	-	-	-
LUC03						
Polling	-	-	-	-	-	-
Absentee	-	-	-	-	-	-

RETRIEVED FROM DEMOCRACYDOCKET.COM

Statement of Votes Cast
Shelby County, TN
State and Federal General Election _Municipal Elections
November 6, 2018
SOVC For Jurisdiction Wide, All Counters, All Races
Official Combined Results

	TN HOUSE OF REP DIST 85						
	Reg. Voters	Times Counted	Total Votes	Jesse Chism		Write-In Votes	
Early Vote	-	-	-	-	-	-	-
Provisional	-	-	-	-	-	-	-
Total	-	-	-	-	-	-	-
MCC00							
Polling	-	-	-	-	-	-	-
Absentee	-	-	-	-	-	-	-
Early Vote	-	-	-	-	-	-	-
Provisional	-	-	-	-	-	-	-
Total	-	-	-	-	-	-	-
MIL01							
Polling	-	-	-	-	-	-	-
Absentee	-	-	-	-	-	-	-
Early Vote	-	-	-	-	-	-	-
Provisional	-	-	-	-	-	-	-
Total	-	-	-	-	-	-	-
MIL02							
Polling	-	-	-	-	-	-	-
Absentee	-	-	-	-	-	-	-
Early Vote	-	-	-	-	-	-	-
Provisional	-	-	-	-	-	-	-
Total	-	-	-	-	-	-	-
MOR01							
Polling	-	-	-	-	-	-	-
Absentee	-	-	-	-	-	-	-
Early Vote	-	-	-	-	-	-	-
Provisional	-	-	-	-	-	-	-
Total	-	-	-	-	-	-	-
MOR02							
Polling	-	-	-	-	-	-	-
Absentee	-	-	-	-	-	-	-
Early Vote	-	-	-	-	-	-	-
Provisional	-	-	-	-	-	-	-
Total	-	-	-	-	-	-	-
ROS05							
Polling	564	84	74	72	97.30%	2	2.70%
Absentee	564	1	1	1	100.00%	0	0.00%
Early Vote	564	181	165	165	100.00%	0	0.00%
Provisional	564	0	0	0	-	0	-
Total	564	266	240	238	99.17%	2	0.83%
ROS13							
Polling	2459	551	497	496	99.80%	1	0.20%
Absentee	2459	9	9	9	100.00%	0	0.00%
Early Vote	2459	714	659	657	99.70%	2	0.30%
Provisional	2459	7	7	7	100.00%	0	0.00%
Total	2459	1281	1172	1169	99.74%	3	0.26%
ROS14							
Polling	3569	717	655	649	99.08%	6	0.92%
Absentee	3569	8	7	7	100.00%	0	0.00%
Early Vote	3569	1225	1128	1125	99.73%	3	0.27%
Provisional	3569	4	4	4	100.00%	0	0.00%
Total	3569	1954	1794	1785	99.50%	9	0.50%
ROS15							
Polling	2985	627	564	562	99.65%	2	0.35%
Absentee	2985	10	9	9	100.00%	0	0.00%
Early Vote	2985	895	812	810	99.75%	2	0.25%
Provisional	2985	7	6	6	100.00%	0	0.00%
Total	2985	1539	1391	1387	99.71%	4	0.29%
ROS16							

RETRIEVED FROM DEMOCRACYDOCKET.COM

Statement of Votes Cast
Shelby County, TN
State and Federal General Election _Municipal Elections
November 6, 2018
SOVC For Jurisdiction Wide, All Counters, All Races
Official Combined Results

TN HOUSE OF REP DIST 85

	Reg. Voters	Times Counted	Total Votes	Jesse Chism		Write-In Votes	
Polling	2016	486	447	444	99.33%	3	0.67%
Absentee	2016	4	2	2	100.00%	0	0.00%
Early Vote	2016	650	596	594	99.66%	2	0.34%
Provisional	2016	6	6	6	100.00%	0	0.00%
Total	2016	1146	1051	1046	99.52%	5	0.48%
STE00							
Polling	-	-	-	-	-	-	-
Absentee	-	-	-	-	-	-	-
Early Vote	-	-	-	-	-	-	-
Provisional	-	-	-	-	-	-	-
Total	-	-	-	-	-	-	-
Total							
Polling	43788	8129	6947	6878	99.01%	69	0.99%
Absentee	43788	283	172	169	98.26%	3	1.74%
Early Vote	43788	13155	11018	10916	99.07%	102	0.93%
Provisional	43788	70	58	58	100.00%	0	0.00%
Total	43788	21637	18195	18021	99.04%	174	0.96%

RETRIEVED FROM DEMOCRACYDOCKET.COM

Statement of Votes Cast
Shelby County, TN
State and Federal General Election _Municipal Elections
November 6, 2018
SOVC For Jurisdiction Wide, All Counters, All Races
Official Combined Results

	TN HOUSE OF REP DIST 86						
	Reg. Voters	Times Counted	Total Votes	Barbara Cooper		Write-In Votes	
Jurisdiction Wide							
00100							
Polling	6031	1083	839	815	97.14%	24	2.86%
Absentee	6031	56	44	43	97.73%	1	2.27%
Early Vote	6031	1464	1173	1150	98.04%	23	1.96%
Provisional	6031	33	28	27	96.43%	1	3.57%
Total	6031	2636	2084	2035	97.65%	49	2.35%
00200							
Polling	4757	855	712	688	96.63%	24	3.37%
Absentee	4757	37	28	27	96.43%	1	3.57%
Early Vote	4757	1540	1218	1173	96.31%	45	3.69%
Provisional	4757	10	10	10	100.00%	0	0.00%
Total	4757	2442	1968	1898	96.44%	70	3.56%
01100							
Polling	-	-	-	-	-	-	-
Absentee	-	-	-	-	-	-	-
Early Vote	-	-	-	-	-	-	-
Provisional	-	-	-	-	-	-	-
Total	-	-	-	-	-	-	-
01200							
Polling	478	101	91	89	97.80%	2	2.20%
Absentee	478	5	5	5	100.00%	0	0.00%
Early Vote	478	219	207	207	100.00%	0	0.00%
Provisional	478	0	0	0	-	0	-
Total	478	325	303	301	99.34%	2	0.66%
01300							
Polling	-	-	-	-	-	-	-
Absentee	-	-	-	-	-	-	-
Early Vote	-	-	-	-	-	-	-
Provisional	-	-	-	-	-	-	-
Total	-	-	-	-	-	-	-
01601							
Polling	-	-	-	-	-	-	-
Absentee	-	-	-	-	-	-	-
Early Vote	-	-	-	-	-	-	-
Provisional	-	-	-	-	-	-	-
Total	-	-	-	-	-	-	-
01603							
Polling	-	-	-	-	-	-	-
Absentee	-	-	-	-	-	-	-
Early Vote	-	-	-	-	-	-	-
Provisional	-	-	-	-	-	-	-
Total	-	-	-	-	-	-	-
01700							
Polling	-	-	-	-	-	-	-
Absentee	-	-	-	-	-	-	-
Early Vote	-	-	-	-	-	-	-
Provisional	-	-	-	-	-	-	-
Total	-	-	-	-	-	-	-
02001							
Polling	-	-	-	-	-	-	-
Absentee	-	-	-	-	-	-	-
Early Vote	-	-	-	-	-	-	-
Provisional	-	-	-	-	-	-	-
Total	-	-	-	-	-	-	-
02003							
Polling	-	-	-	-	-	-	-
Absentee	-	-	-	-	-	-	-

RETRIEVED FROM DEMOCRACYDOCKET.COM

Statement of Votes Cast
Shelby County, TN
State and Federal General Election _Municipal Elections
November 6, 2018
SOVC For Jurisdiction Wide, All Counters, All Races
Official Combined Results

	TN HOUSE OF REP DIST 86						
	Reg. Voters	Times Counted	Total Votes	Barbara Cooper		Write-In Votes	
Early Vote	-	-	-	-	-	-	-
Provisional	-	-	-	-	-	-	-
Total	-	-	-	-	-	-	-
02100							
Polling	-	-	-	-	-	-	-
Absentee	-	-	-	-	-	-	-
Early Vote	-	-	-	-	-	-	-
Provisional	-	-	-	-	-	-	-
Total	-	-	-	-	-	-	-
02600							
Polling	2060	318	285	284	99.65%	1	0.35%
Absentee	2060	8	8	8	100.00%	0	0.00%
Early Vote	2060	431	399	397	99.50%	2	0.50%
Provisional	2060	3	3	3	100.00%	0	0.00%
Total	2060	760	695	692	99.57%	3	0.43%
02800							
Polling	-	-	-	-	-	-	-
Absentee	-	-	-	-	-	-	-
Early Vote	-	-	-	-	-	-	-
Provisional	-	-	-	-	-	-	-
Total	-	-	-	-	-	-	-
03102							
Polling	203	21	19	19	100.00%	0	0.00%
Absentee	203	0	0	0	-	0	-
Early Vote	203	55	47	46	97.87%	1	2.13%
Provisional	203	1	0	0	-	0	-
Total	203	77	66	65	98.48%	1	1.52%
03104							
Polling	527	128	119	119	100.00%	0	0.00%
Absentee	527	4	4	4	100.00%	0	0.00%
Early Vote	527	215	199	198	99.50%	1	0.50%
Provisional	527	0	0	0	-	0	-
Total	527	347	322	321	99.69%	1	0.31%
03300							
Polling	-	-	-	-	-	-	-
Absentee	-	-	-	-	-	-	-
Early Vote	-	-	-	-	-	-	-
Provisional	-	-	-	-	-	-	-
Total	-	-	-	-	-	-	-
03402							
Polling	295	51	43	43	100.00%	0	0.00%
Absentee	295	0	0	0	-	0	-
Early Vote	295	41	35	35	100.00%	0	0.00%
Provisional	295	0	0	0	-	0	-
Total	295	92	78	78	100.00%	0	0.00%
03601							
Polling	-	-	-	-	-	-	-
Absentee	-	-	-	-	-	-	-
Early Vote	-	-	-	-	-	-	-
Provisional	-	-	-	-	-	-	-
Total	-	-	-	-	-	-	-
03602							
Polling	-	-	-	-	-	-	-
Absentee	-	-	-	-	-	-	-
Early Vote	-	-	-	-	-	-	-
Provisional	-	-	-	-	-	-	-
Total	-	-	-	-	-	-	-
03700							

RETRIEVED FROM DEMOCRACYDOCKET.COM

Statement of Votes Cast
Shelby County, TN
State and Federal General Election _Municipal Elections
November 6, 2018
SOVC For Jurisdiction Wide, All Counters, All Races
Official Combined Results

TN HOUSE OF REP DIST 86

	Reg. Voters	Times Counted	Total Votes	Barbara Cooper		Write-In Votes	
Polling	-	-	-	-	-	-	-
Absentee	-	-	-	-	-	-	-
Early Vote	-	-	-	-	-	-	-
Provisional	-	-	-	-	-	-	-
Total	-	-	-	-	-	-	-
04103							
Polling	-	-	-	-	-	-	-
Absentee	-	-	-	-	-	-	-
Early Vote	-	-	-	-	-	-	-
Provisional	-	-	-	-	-	-	-
Total	-	-	-	-	-	-	-
04201							
Polling	-	-	-	-	-	-	-
Absentee	-	-	-	-	-	-	-
Early Vote	-	-	-	-	-	-	-
Provisional	-	-	-	-	-	-	-
Total	-	-	-	-	-	-	-
04401							
Polling	-	-	-	-	-	-	-
Absentee	-	-	-	-	-	-	-
Early Vote	-	-	-	-	-	-	-
Provisional	-	-	-	-	-	-	-
Total	-	-	-	-	-	-	-
04405							
Polling	-	-	-	-	-	-	-
Absentee	-	-	-	-	-	-	-
Early Vote	-	-	-	-	-	-	-
Provisional	-	-	-	-	-	-	-
Total	-	-	-	-	-	-	-
04502							
Polling	-	-	-	-	-	-	-
Absentee	-	-	-	-	-	-	-
Early Vote	-	-	-	-	-	-	-
Provisional	-	-	-	-	-	-	-
Total	-	-	-	-	-	-	-
04504							
Polling	-	-	-	-	-	-	-
Absentee	-	-	-	-	-	-	-
Early Vote	-	-	-	-	-	-	-
Provisional	-	-	-	-	-	-	-
Total	-	-	-	-	-	-	-
04602							
Polling	-	-	-	-	-	-	-
Absentee	-	-	-	-	-	-	-
Early Vote	-	-	-	-	-	-	-
Provisional	-	-	-	-	-	-	-
Total	-	-	-	-	-	-	-
04700							
Polling	-	-	-	-	-	-	-
Absentee	-	-	-	-	-	-	-
Early Vote	-	-	-	-	-	-	-
Provisional	-	-	-	-	-	-	-
Total	-	-	-	-	-	-	-
04900							
Polling	1254	170	152	150	98.68%	2	1.32%
Absentee	1254	3	3	3	100.00%	0	0.00%
Early Vote	1254	251	223	223	100.00%	0	0.00%
Provisional	1254	0	0	0	-	0	-

RETRIEVED FROM DEMOCRACYDOCKET.COM

Statement of Votes Cast
Shelby County, TN
State and Federal General Election _Municipal Elections
November 6, 2018
SOVC For Jurisdiction Wide, All Counters, All Races
Official Combined Results

TN HOUSE OF REP DIST 86

	Reg. Voters	Times Counted	Total Votes	Barbara Cooper		Write-In Votes	
Total	1254	424	378	376	99.47%	2	0.53%
05001							
Polling	781	156	135	135	100.00%	0	0.00%
Absentee	781	0	0	0	-	0	-
Early Vote	781	171	163	163	100.00%	0	0.00%
Provisional	781	2	2	2	100.00%	0	0.00%
Total	781	329	300	300	100.00%	0	0.00%
05002							
Polling	1465	172	152	151	99.34%	1	0.66%
Absentee	1465	3	2	2	100.00%	0	0.00%
Early Vote	1465	391	343	342	99.71%	1	0.29%
Provisional	1465	2	2	2	100.00%	0	0.00%
Total	1465	568	499	497	99.60%	2	0.40%
05201							
Polling	-	-	-	-	-	-	-
Absentee	-	-	-	-	-	-	-
Early Vote	-	-	-	-	-	-	-
Provisional	-	-	-	-	-	-	-
Total	-	-	-	-	-	-	-
05301							
Polling	-	-	-	-	-	-	-
Absentee	-	-	-	-	-	-	-
Early Vote	-	-	-	-	-	-	-
Provisional	-	-	-	-	-	-	-
Total	-	-	-	-	-	-	-
05400							
Polling	-	-	-	-	-	-	-
Absentee	-	-	-	-	-	-	-
Early Vote	-	-	-	-	-	-	-
Provisional	-	-	-	-	-	-	-
Total	-	-	-	-	-	-	-
05502							
Polling	-	-	-	-	-	-	-
Absentee	-	-	-	-	-	-	-
Early Vote	-	-	-	-	-	-	-
Provisional	-	-	-	-	-	-	-
Total	-	-	-	-	-	-	-
05700							
Polling	-	-	-	-	-	-	-
Absentee	-	-	-	-	-	-	-
Early Vote	-	-	-	-	-	-	-
Provisional	-	-	-	-	-	-	-
Total	-	-	-	-	-	-	-
05801							
Polling	-	-	-	-	-	-	-
Absentee	-	-	-	-	-	-	-
Early Vote	-	-	-	-	-	-	-
Provisional	-	-	-	-	-	-	-
Total	-	-	-	-	-	-	-
05804							
Polling	-	-	-	-	-	-	-
Absentee	-	-	-	-	-	-	-
Early Vote	-	-	-	-	-	-	-
Provisional	-	-	-	-	-	-	-
Total	-	-	-	-	-	-	-
05905							
Polling	-	-	-	-	-	-	-
Absentee	-	-	-	-	-	-	-

RETRIEVED FROM DEMOCRACYDOCKET.COM

Statement of Votes Cast
Shelby County, TN
State and Federal General Election _Municipal Elections
November 6, 2018
SOVC For Jurisdiction Wide, All Counters, All Races
Official Combined Results

TN HOUSE OF REP DIST 86

	Reg. Voters	Times Counted	Total Votes	Barbara Cooper		Write-In Votes	
Early Vote	-	-	-	-	-	-	-
Provisional	-	-	-	-	-	-	-
Total	-	-	-	-	-	-	-
06003							
Polling	-	-	-	-	-	-	-
Absentee	-	-	-	-	-	-	-
Early Vote	-	-	-	-	-	-	-
Provisional	-	-	-	-	-	-	-
Total	-	-	-	-	-	-	-
06005							
Polling	-	-	-	-	-	-	-
Absentee	-	-	-	-	-	-	-
Early Vote	-	-	-	-	-	-	-
Provisional	-	-	-	-	-	-	-
Total	-	-	-	-	-	-	-
06006							
Polling	-	-	-	-	-	-	-
Absentee	-	-	-	-	-	-	-
Early Vote	-	-	-	-	-	-	-
Provisional	-	-	-	-	-	-	-
Total	-	-	-	-	-	-	-
06007							
Polling	-	-	-	-	-	-	-
Absentee	-	-	-	-	-	-	-
Early Vote	-	-	-	-	-	-	-
Provisional	-	-	-	-	-	-	-
Total	-	-	-	-	-	-	-
06009							
Polling	23	3	3	3	100.00%	0	0.00%
Absentee	23	0	0	0	-	0	-
Early Vote	23	1	0	0	-	0	-
Provisional	23	0	0	0	-	0	-
Total	23	4	3	3	100.00%	0	0.00%
06100							
Polling	-	-	-	-	-	-	-
Absentee	-	-	-	-	-	-	-
Early Vote	-	-	-	-	-	-	-
Provisional	-	-	-	-	-	-	-
Total	-	-	-	-	-	-	-
06200							
Polling	-	-	-	-	-	-	-
Absentee	-	-	-	-	-	-	-
Early Vote	-	-	-	-	-	-	-
Provisional	-	-	-	-	-	-	-
Total	-	-	-	-	-	-	-
06400							
Polling	-	-	-	-	-	-	-
Absentee	-	-	-	-	-	-	-
Early Vote	-	-	-	-	-	-	-
Provisional	-	-	-	-	-	-	-
Total	-	-	-	-	-	-	-
06600							
Polling	-	-	-	-	-	-	-
Absentee	-	-	-	-	-	-	-
Early Vote	-	-	-	-	-	-	-
Provisional	-	-	-	-	-	-	-
Total	-	-	-	-	-	-	-
06701							

RETRIEVED FROM DEMOCRACYDOCKET.COM

Statement of Votes Cast
Shelby County, TN
State and Federal General Election _Municipal Elections
November 6, 2018
SOVC For Jurisdiction Wide, All Counters, All Races
Official Combined Results

	TN HOUSE OF REP DIST 86						
	Reg. Voters	Times Counted	Total Votes	Barbara Cooper		Write-In Votes	
Polling	-	-	-	-	-	-	-
Absentee	-	-	-	-	-	-	-
Early Vote	-	-	-	-	-	-	-
Provisional	-	-	-	-	-	-	-
Total	-	-	-	-	-	-	-
06703							
Polling	-	-	-	-	-	-	-
Absentee	-	-	-	-	-	-	-
Early Vote	-	-	-	-	-	-	-
Provisional	-	-	-	-	-	-	-
Total	-	-	-	-	-	-	-
06801							
Polling	-	-	-	-	-	-	-
Absentee	-	-	-	-	-	-	-
Early Vote	-	-	-	-	-	-	-
Provisional	-	-	-	-	-	-	-
Total	-	-	-	-	-	-	-
06803							
Polling	-	-	-	-	-	-	-
Absentee	-	-	-	-	-	-	-
Early Vote	-	-	-	-	-	-	-
Provisional	-	-	-	-	-	-	-
Total	-	-	-	-	-	-	-
06902							
Polling	2026	311	249	245	98.39%	4	1.61%
Absentee	2026	5	3	3	100.00%	0	0.00%
Early Vote	2026	276	214	210	98.13%	4	1.87%
Provisional	2026	10	9	9	100.00%	0	0.00%
Total	2026	602	475	467	98.32%	8	1.68%
07001							
Polling	521	76	68	68	100.00%	0	0.00%
Absentee	521	3	2	2	100.00%	0	0.00%
Early Vote	521	116	96	94	97.92%	2	2.08%
Provisional	521	1	1	1	100.00%	0	0.00%
Total	521	196	167	165	98.80%	2	1.20%
07002							
Polling	2074	312	274	274	100.00%	0	0.00%
Absentee	2074	8	4	4	100.00%	0	0.00%
Early Vote	2074	365	312	309	99.04%	3	0.96%
Provisional	2074	0	0	0	-	0	-
Total	2074	685	590	587	99.49%	3	0.51%
07104							
Polling	290	64	57	55	96.49%	2	3.51%
Absentee	290	0	0	0	-	0	-
Early Vote	290	31	25	22	88.00%	3	12.00%
Provisional	290	0	0	0	-	0	-
Total	290	95	82	77	93.90%	5	6.10%
07203							
Polling	-	-	-	-	-	-	-
Absentee	-	-	-	-	-	-	-
Early Vote	-	-	-	-	-	-	-
Provisional	-	-	-	-	-	-	-
Total	-	-	-	-	-	-	-
07207							
Polling	-	-	-	-	-	-	-
Absentee	-	-	-	-	-	-	-
Early Vote	-	-	-	-	-	-	-
Provisional	-	-	-	-	-	-	-

RETRIEVED FROM DEMOCRACYDOCKET.COM

Statement of Votes Cast
Shelby County, TN
State and Federal General Election _Municipal Elections
November 6, 2018
SOVC For Jurisdiction Wide, All Counters, All Races
Official Combined Results

	TN HOUSE OF REP DIST 86						
	Reg. Voters	Times Counted	Total Votes	Barbara Cooper		Write-In Votes	
Total	-	-	-	-	-	-	-
07301							
Polling	-	-	-	-	-	-	-
Absentee	-	-	-	-	-	-	-
Early Vote	-	-	-	-	-	-	-
Provisional	-	-	-	-	-	-	-
Total	-	-	-	-	-	-	-
07303							
Polling	-	-	-	-	-	-	-
Absentee	-	-	-	-	-	-	-
Early Vote	-	-	-	-	-	-	-
Provisional	-	-	-	-	-	-	-
Total	-	-	-	-	-	-	-
07401							
Polling	-	-	-	-	-	-	-
Absentee	-	-	-	-	-	-	-
Early Vote	-	-	-	-	-	-	-
Provisional	-	-	-	-	-	-	-
Total	-	-	-	-	-	-	-
07402							
Polling	-	-	-	-	-	-	-
Absentee	-	-	-	-	-	-	-
Early Vote	-	-	-	-	-	-	-
Provisional	-	-	-	-	-	-	-
Total	-	-	-	-	-	-	-
07405							
Polling	-	-	-	-	-	-	-
Absentee	-	-	-	-	-	-	-
Early Vote	-	-	-	-	-	-	-
Provisional	-	-	-	-	-	-	-
Total	-	-	-	-	-	-	-
07409							
Polling	-	-	-	-	-	-	-
Absentee	-	-	-	-	-	-	-
Early Vote	-	-	-	-	-	-	-
Provisional	-	-	-	-	-	-	-
Total	-	-	-	-	-	-	-
07501							
Polling	1171	186	169	169	100.00%	0	0.00%
Absentee	1171	10	9	9	100.00%	0	0.00%
Early Vote	1171	257	227	227	100.00%	0	0.00%
Provisional	1171	1	0	0	-	0	-
Total	1171	454	405	405	100.00%	0	0.00%
07506							
Polling	1402	189	182	181	99.45%	1	0.55%
Absentee	1402	2	2	2	100.00%	0	0.00%
Early Vote	1402	470	427	427	100.00%	0	0.00%
Provisional	1402	1	0	0	-	0	-
Total	1402	662	611	610	99.84%	1	0.16%
07507							
Polling	1531	304	283	283	100.00%	0	0.00%
Absentee	1531	2	2	2	100.00%	0	0.00%
Early Vote	1531	343	304	303	99.67%	1	0.33%
Provisional	1531	0	0	0	-	0	-
Total	1531	649	589	588	99.83%	1	0.17%
07511							
Polling	2003	294	265	265	100.00%	0	0.00%
Absentee	2003	7	7	7	100.00%	0	0.00%

RETRIEVED FROM DEMOCRACYDOCKET.COM

Statement of Votes Cast
Shelby County, TN
State and Federal General Election _Municipal Elections
November 6, 2018
SOVC For Jurisdiction Wide, All Counters, All Races
Official Combined Results

TN HOUSE OF REP DIST 86

	Reg. Voters	Times Counted	Total Votes	Barbara Cooper		Write-In Votes	
Early Vote	2003	846	778	777	99.87%	1	0.13%
Provisional	2003	2	1	1	100.00%	0	0.00%
Total	2003	1149	1051	1050	99.90%	1	0.10%
07604							
Polling	-	-	-	-	-	-	-
Absentee	-	-	-	-	-	-	-
Early Vote	-	-	-	-	-	-	-
Provisional	-	-	-	-	-	-	-
Total	-	-	-	-	-	-	-
07605							
Polling	-	-	-	-	-	-	-
Absentee	-	-	-	-	-	-	-
Early Vote	-	-	-	-	-	-	-
Provisional	-	-	-	-	-	-	-
Total	-	-	-	-	-	-	-
07606							
Polling	-	-	-	-	-	-	-
Absentee	-	-	-	-	-	-	-
Early Vote	-	-	-	-	-	-	-
Provisional	-	-	-	-	-	-	-
Total	-	-	-	-	-	-	-
07701							
Polling	-	-	-	-	-	-	-
Absentee	-	-	-	-	-	-	-
Early Vote	-	-	-	-	-	-	-
Provisional	-	-	-	-	-	-	-
Total	-	-	-	-	-	-	-
07703							
Polling	-	-	-	-	-	-	-
Absentee	-	-	-	-	-	-	-
Early Vote	-	-	-	-	-	-	-
Provisional	-	-	-	-	-	-	-
Total	-	-	-	-	-	-	-
07803							
Polling	-	-	-	-	-	-	-
Absentee	-	-	-	-	-	-	-
Early Vote	-	-	-	-	-	-	-
Provisional	-	-	-	-	-	-	-
Total	-	-	-	-	-	-	-
07901							
Polling	-	-	-	-	-	-	-
Absentee	-	-	-	-	-	-	-
Early Vote	-	-	-	-	-	-	-
Provisional	-	-	-	-	-	-	-
Total	-	-	-	-	-	-	-
07902							
Polling	-	-	-	-	-	-	-
Absentee	-	-	-	-	-	-	-
Early Vote	-	-	-	-	-	-	-
Provisional	-	-	-	-	-	-	-
Total	-	-	-	-	-	-	-
07903							
Polling	-	-	-	-	-	-	-
Absentee	-	-	-	-	-	-	-
Early Vote	-	-	-	-	-	-	-
Provisional	-	-	-	-	-	-	-
Total	-	-	-	-	-	-	-
07907							

RETRIEVED FROM DEMOCRACYDOCKET.COM

Statement of Votes Cast
Shelby County, TN
State and Federal General Election _Municipal Elections
November 6, 2018
SOVC For Jurisdiction Wide, All Counters, All Races
Official Combined Results

	TN HOUSE OF REP DIST 86						
	Reg. Voters	Times Counted	Total Votes	Barbara Cooper		Write-In Votes	
Polling	-	-	-	-	-	-	-
Absentee	-	-	-	-	-	-	-
Early Vote	-	-	-	-	-	-	-
Provisional	-	-	-	-	-	-	-
Total	-	-	-	-	-	-	-
08002							
Polling	-	-	-	-	-	-	-
Absentee	-	-	-	-	-	-	-
Early Vote	-	-	-	-	-	-	-
Provisional	-	-	-	-	-	-	-
Total	-	-	-	-	-	-	-
08101							
Polling	-	-	-	-	-	-	-
Absentee	-	-	-	-	-	-	-
Early Vote	-	-	-	-	-	-	-
Provisional	-	-	-	-	-	-	-
Total	-	-	-	-	-	-	-
08103							
Polling	-	-	-	-	-	-	-
Absentee	-	-	-	-	-	-	-
Early Vote	-	-	-	-	-	-	-
Provisional	-	-	-	-	-	-	-
Total	-	-	-	-	-	-	-
08105							
Polling	-	-	-	-	-	-	-
Absentee	-	-	-	-	-	-	-
Early Vote	-	-	-	-	-	-	-
Provisional	-	-	-	-	-	-	-
Total	-	-	-	-	-	-	-
08107							
Polling	-	-	-	-	-	-	-
Absentee	-	-	-	-	-	-	-
Early Vote	-	-	-	-	-	-	-
Provisional	-	-	-	-	-	-	-
Total	-	-	-	-	-	-	-
08202							
Polling	1064	224	185	185	100.00%	0	0.00%
Absentee	1064	3	3	3	100.00%	0	0.00%
Early Vote	1064	310	281	281	100.00%	0	0.00%
Provisional	1064	5	5	5	100.00%	0	0.00%
Total	1064	542	474	474	100.00%	0	0.00%
08300							
Polling	-	-	-	-	-	-	-
Absentee	-	-	-	-	-	-	-
Early Vote	-	-	-	-	-	-	-
Provisional	-	-	-	-	-	-	-
Total	-	-	-	-	-	-	-
08402							
Polling	-	-	-	-	-	-	-
Absentee	-	-	-	-	-	-	-
Early Vote	-	-	-	-	-	-	-
Provisional	-	-	-	-	-	-	-
Total	-	-	-	-	-	-	-
08600							
Polling	-	-	-	-	-	-	-
Absentee	-	-	-	-	-	-	-
Early Vote	-	-	-	-	-	-	-
Provisional	-	-	-	-	-	-	-

RETRIEVED FROM DEMOCRACYDOCKET.COM

Statement of Votes Cast
Shelby County, TN
State and Federal General Election _Municipal Elections
November 6, 2018
SOVC For Jurisdiction Wide, All Counters, All Races
Official Combined Results

	TN HOUSE OF REP DIST 86					
	Reg. Voters	Times Counted	Total Votes	Barbara Cooper		Write-In Votes
Total	-	-	-	-	-	-
08702						
Polling	-	-	-	-	-	-
Absentee	-	-	-	-	-	-
Early Vote	-	-	-	-	-	-
Provisional	-	-	-	-	-	-
Total	-	-	-	-	-	-
08703						
Polling	-	-	-	-	-	-
Absentee	-	-	-	-	-	-
Early Vote	-	-	-	-	-	-
Provisional	-	-	-	-	-	-
Total	-	-	-	-	-	-
08704						
Polling	-	-	-	-	-	-
Absentee	-	-	-	-	-	-
Early Vote	-	-	-	-	-	-
Provisional	-	-	-	-	-	-
Total	-	-	-	-	-	-
08802						
Polling	-	-	-	-	-	-
Absentee	-	-	-	-	-	-
Early Vote	-	-	-	-	-	-
Provisional	-	-	-	-	-	-
Total	-	-	-	-	-	-
08803						
Polling	-	-	-	-	-	-
Absentee	-	-	-	-	-	-
Early Vote	-	-	-	-	-	-
Provisional	-	-	-	-	-	-
Total	-	-	-	-	-	-
08804						
Polling	-	-	-	-	-	-
Absentee	-	-	-	-	-	-
Early Vote	-	-	-	-	-	-
Provisional	-	-	-	-	-	-
Total	-	-	-	-	-	-
08901						
Polling	-	-	-	-	-	-
Absentee	-	-	-	-	-	-
Early Vote	-	-	-	-	-	-
Provisional	-	-	-	-	-	-
Total	-	-	-	-	-	-
08902						
Polling	-	-	-	-	-	-
Absentee	-	-	-	-	-	-
Early Vote	-	-	-	-	-	-
Provisional	-	-	-	-	-	-
Total	-	-	-	-	-	-
09002						
Polling	-	-	-	-	-	-
Absentee	-	-	-	-	-	-
Early Vote	-	-	-	-	-	-
Provisional	-	-	-	-	-	-
Total	-	-	-	-	-	-
09003						
Polling	-	-	-	-	-	-
Absentee	-	-	-	-	-	-

RETRIEVED FROM DEMOCRACYDOCKET.COM

Statement of Votes Cast
Shelby County, TN
State and Federal General Election _Municipal Elections
November 6, 2018
SOVC For Jurisdiction Wide, All Counters, All Races
Official Combined Results

	TN HOUSE OF REP DIST 86					
	Reg. Voters	Times Counted	Total Votes	Barbara Cooper	Write-In Votes	
Early Vote	-	-	-	-	-	-
Provisional	-	-	-	-	-	-
Total	-	-	-	-	-	-
09101						
Polling	-	-	-	-	-	-
Absentee	-	-	-	-	-	-
Early Vote	-	-	-	-	-	-
Provisional	-	-	-	-	-	-
Total	-	-	-	-	-	-
09102						
Polling	-	-	-	-	-	-
Absentee	-	-	-	-	-	-
Early Vote	-	-	-	-	-	-
Provisional	-	-	-	-	-	-
Total	-	-	-	-	-	-
09104						
Polling	-	-	-	-	-	-
Absentee	-	-	-	-	-	-
Early Vote	-	-	-	-	-	-
Provisional	-	-	-	-	-	-
Total	-	-	-	-	-	-
09201						
Polling	-	-	-	-	-	-
Absentee	-	-	-	-	-	-
Early Vote	-	-	-	-	-	-
Provisional	-	-	-	-	-	-
Total	-	-	-	-	-	-
09301						
Polling	-	-	-	-	-	-
Absentee	-	-	-	-	-	-
Early Vote	-	-	-	-	-	-
Provisional	-	-	-	-	-	-
Total	-	-	-	-	-	-
09303						
Polling	-	-	-	-	-	-
Absentee	-	-	-	-	-	-
Early Vote	-	-	-	-	-	-
Provisional	-	-	-	-	-	-
Total	-	-	-	-	-	-
09403						
Polling	-	-	-	-	-	-
Absentee	-	-	-	-	-	-
Early Vote	-	-	-	-	-	-
Provisional	-	-	-	-	-	-
Total	-	-	-	-	-	-
09406						
Polling	-	-	-	-	-	-
Absentee	-	-	-	-	-	-
Early Vote	-	-	-	-	-	-
Provisional	-	-	-	-	-	-
Total	-	-	-	-	-	-
09407						
Polling	-	-	-	-	-	-
Absentee	-	-	-	-	-	-
Early Vote	-	-	-	-	-	-
Provisional	-	-	-	-	-	-
Total	-	-	-	-	-	-
09408						

RETRIEVED FROM DEMOCRACYDOCKET.COM

Statement of Votes Cast
Shelby County, TN
State and Federal General Election _Municipal Elections
November 6, 2018
SOVC For Jurisdiction Wide, All Counters, All Races
Official Combined Results

	TN HOUSE OF REP DIST 86					
	Reg. Voters	Times Counted	Total Votes	Barbara Cooper		Write-In Votes
Polling	-	-	-	-	-	-
Absentee	-	-	-	-	-	-
Early Vote	-	-	-	-	-	-
Provisional	-	-	-	-	-	-
Total	-	-	-	-	-	-
09501						
Polling	-	-	-	-	-	-
Absentee	-	-	-	-	-	-
Early Vote	-	-	-	-	-	-
Provisional	-	-	-	-	-	-
Total	-	-	-	-	-	-
09505						
Polling	-	-	-	-	-	-
Absentee	-	-	-	-	-	-
Early Vote	-	-	-	-	-	-
Provisional	-	-	-	-	-	-
Total	-	-	-	-	-	-
09506						
Polling	-	-	-	-	-	-
Absentee	-	-	-	-	-	-
Early Vote	-	-	-	-	-	-
Provisional	-	-	-	-	-	-
Total	-	-	-	-	-	-
09507						
Polling	-	-	-	-	-	-
Absentee	-	-	-	-	-	-
Early Vote	-	-	-	-	-	-
Provisional	-	-	-	-	-	-
Total	-	-	-	-	-	-
09508						
Polling	-	-	-	-	-	-
Absentee	-	-	-	-	-	-
Early Vote	-	-	-	-	-	-
Provisional	-	-	-	-	-	-
Total	-	-	-	-	-	-
09601						
Polling	-	-	-	-	-	-
Absentee	-	-	-	-	-	-
Early Vote	-	-	-	-	-	-
Provisional	-	-	-	-	-	-
Total	-	-	-	-	-	-
09602						
Polling	-	-	-	-	-	-
Absentee	-	-	-	-	-	-
Early Vote	-	-	-	-	-	-
Provisional	-	-	-	-	-	-
Total	-	-	-	-	-	-
ARL01						
Polling	-	-	-	-	-	-
Absentee	-	-	-	-	-	-
Early Vote	-	-	-	-	-	-
Provisional	-	-	-	-	-	-
Total	-	-	-	-	-	-
ARL02						
Polling	-	-	-	-	-	-
Absentee	-	-	-	-	-	-
Early Vote	-	-	-	-	-	-
Provisional	-	-	-	-	-	-

RETRIEVED FROM DEMOCRACYDOCKET.COM

Statement of Votes Cast
Shelby County, TN
State and Federal General Election _Municipal Elections
November 6, 2018
SOVC For Jurisdiction Wide, All Counters, All Races
Official Combined Results

	TN HOUSE OF REP DIST 86					
	Reg. Voters	Times Counted	Total Votes	Barbara Cooper		Write-In Votes
Total	-	-	-	-	-	-
BAR03						
Polling	-	-	-	-	-	-
Absentee	-	-	-	-	-	-
Early Vote	-	-	-	-	-	-
Provisional	-	-	-	-	-	-
Total	-	-	-	-	-	-
BAR04						
Polling	-	-	-	-	-	-
Absentee	-	-	-	-	-	-
Early Vote	-	-	-	-	-	-
Provisional	-	-	-	-	-	-
Total	-	-	-	-	-	-
BAR05						
Polling	-	-	-	-	-	-
Absentee	-	-	-	-	-	-
Early Vote	-	-	-	-	-	-
Provisional	-	-	-	-	-	-
Total	-	-	-	-	-	-
BAR06						
Polling	-	-	-	-	-	-
Absentee	-	-	-	-	-	-
Early Vote	-	-	-	-	-	-
Provisional	-	-	-	-	-	-
Total	-	-	-	-	-	-
BAR08						
Polling	-	-	-	-	-	-
Absentee	-	-	-	-	-	-
Early Vote	-	-	-	-	-	-
Provisional	-	-	-	-	-	-
Total	-	-	-	-	-	-
BAR09						
Polling	-	-	-	-	-	-
Absentee	-	-	-	-	-	-
Early Vote	-	-	-	-	-	-
Provisional	-	-	-	-	-	-
Total	-	-	-	-	-	-
BAR11						
Polling	-	-	-	-	-	-
Absentee	-	-	-	-	-	-
Early Vote	-	-	-	-	-	-
Provisional	-	-	-	-	-	-
Total	-	-	-	-	-	-
BAR13						
Polling	-	-	-	-	-	-
Absentee	-	-	-	-	-	-
Early Vote	-	-	-	-	-	-
Provisional	-	-	-	-	-	-
Total	-	-	-	-	-	-
BRU01						
Polling	-	-	-	-	-	-
Absentee	-	-	-	-	-	-
Early Vote	-	-	-	-	-	-
Provisional	-	-	-	-	-	-
Total	-	-	-	-	-	-
BRU02						
Polling	-	-	-	-	-	-
Absentee	-	-	-	-	-	-

RETRIEVED FROM DEMOCRACYDOCKET.COM

Statement of Votes Cast
Shelby County, TN
State and Federal General Election _Municipal Elections
November 6, 2018
SOVC For Jurisdiction Wide, All Counters, All Races
Official Combined Results

	TN HOUSE OF REP DIST 86				
	Reg. Voters	Times Counted	Total Votes	Barbara Cooper	Write-In Votes
Early Vote	-	-	-	-	-
Provisional	-	-	-	-	-
Total	-	-	-	-	-
COL01					
Polling	-	-	-	-	-
Absentee	-	-	-	-	-
Early Vote	-	-	-	-	-
Provisional	-	-	-	-	-
Total	-	-	-	-	-
COL02					
Polling	-	-	-	-	-
Absentee	-	-	-	-	-
Early Vote	-	-	-	-	-
Provisional	-	-	-	-	-
Total	-	-	-	-	-
COL03					
Polling	-	-	-	-	-
Absentee	-	-	-	-	-
Early Vote	-	-	-	-	-
Provisional	-	-	-	-	-
Total	-	-	-	-	-
COL04					
Polling	-	-	-	-	-
Absentee	-	-	-	-	-
Early Vote	-	-	-	-	-
Provisional	-	-	-	-	-
Total	-	-	-	-	-
COL05					
Polling	-	-	-	-	-
Absentee	-	-	-	-	-
Early Vote	-	-	-	-	-
Provisional	-	-	-	-	-
Total	-	-	-	-	-
COL06					
Polling	-	-	-	-	-
Absentee	-	-	-	-	-
Early Vote	-	-	-	-	-
Provisional	-	-	-	-	-
Total	-	-	-	-	-
COL07					
Polling	-	-	-	-	-
Absentee	-	-	-	-	-
Early Vote	-	-	-	-	-
Provisional	-	-	-	-	-
Total	-	-	-	-	-
COL08					
Polling	-	-	-	-	-
Absentee	-	-	-	-	-
Early Vote	-	-	-	-	-
Provisional	-	-	-	-	-
Total	-	-	-	-	-
COL09					
Polling	-	-	-	-	-
Absentee	-	-	-	-	-
Early Vote	-	-	-	-	-
Provisional	-	-	-	-	-
Total	-	-	-	-	-
COR03					

RETRIEVED FROM DEMOCRACYDOCKET.COM

Statement of Votes Cast
Shelby County, TN
State and Federal General Election _Municipal Elections
November 6, 2018
SOVC For Jurisdiction Wide, All Counters, All Races
Official Combined Results

	TN HOUSE OF REP DIST 86				
	Reg. Voters	Times Counted	Total Votes	Barbara Cooper	Write-In Votes
Polling	-	-	-	-	-
Absentee	-	-	-	-	-
Early Vote	-	-	-	-	-
Provisional	-	-	-	-	-
Total	-	-	-	-	-
COR04					
Polling	-	-	-	-	-
Absentee	-	-	-	-	-
Early Vote	-	-	-	-	-
Provisional	-	-	-	-	-
Total	-	-	-	-	-
COR05					
Polling	-	-	-	-	-
Absentee	-	-	-	-	-
Early Vote	-	-	-	-	-
Provisional	-	-	-	-	-
Total	-	-	-	-	-
EAD00					
Polling	-	-	-	-	-
Absentee	-	-	-	-	-
Early Vote	-	-	-	-	-
Provisional	-	-	-	-	-
Total	-	-	-	-	-
FOR01					
Polling	-	-	-	-	-
Absentee	-	-	-	-	-
Early Vote	-	-	-	-	-
Provisional	-	-	-	-	-
Total	-	-	-	-	-
FOR02					
Polling	-	-	-	-	-
Absentee	-	-	-	-	-
Early Vote	-	-	-	-	-
Provisional	-	-	-	-	-
Total	-	-	-	-	-
FOR03					
Polling	-	-	-	-	-
Absentee	-	-	-	-	-
Early Vote	-	-	-	-	-
Provisional	-	-	-	-	-
Total	-	-	-	-	-
GER02					
Polling	-	-	-	-	-
Absentee	-	-	-	-	-
Early Vote	-	-	-	-	-
Provisional	-	-	-	-	-
Total	-	-	-	-	-
GER03					
Polling	-	-	-	-	-
Absentee	-	-	-	-	-
Early Vote	-	-	-	-	-
Provisional	-	-	-	-	-
Total	-	-	-	-	-
GER04					
Polling	-	-	-	-	-
Absentee	-	-	-	-	-
Early Vote	-	-	-	-	-
Provisional	-	-	-	-	-

RETRIEVED FROM DEMOCRACYDOCKET.COM

Statement of Votes Cast
Shelby County, TN
State and Federal General Election _Municipal Elections
November 6, 2018
SOVC For Jurisdiction Wide, All Counters, All Races
Official Combined Results

	TN HOUSE OF REP DIST 86						
	Reg. Voters	Times Counted	Total Votes	Barbara Cooper		Write-In Votes	
Total	-	-	-	-	-	-	-
GER05							
Polling	-	-	-	-	-	-	-
Absentee	-	-	-	-	-	-	-
Early Vote	-	-	-	-	-	-	-
Provisional	-	-	-	-	-	-	-
Total	-	-	-	-	-	-	-
GER06							
Polling	-	-	-	-	-	-	-
Absentee	-	-	-	-	-	-	-
Early Vote	-	-	-	-	-	-	-
Provisional	-	-	-	-	-	-	-
Total	-	-	-	-	-	-	-
GER08							
Polling	-	-	-	-	-	-	-
Absentee	-	-	-	-	-	-	-
Early Vote	-	-	-	-	-	-	-
Provisional	-	-	-	-	-	-	-
Total	-	-	-	-	-	-	-
GER10							
Polling	-	-	-	-	-	-	-
Absentee	-	-	-	-	-	-	-
Early Vote	-	-	-	-	-	-	-
Provisional	-	-	-	-	-	-	-
Total	-	-	-	-	-	-	-
GER11							
Polling	-	-	-	-	-	-	-
Absentee	-	-	-	-	-	-	-
Early Vote	-	-	-	-	-	-	-
Provisional	-	-	-	-	-	-	-
Total	-	-	-	-	-	-	-
GER12							
Polling	-	-	-	-	-	-	-
Absentee	-	-	-	-	-	-	-
Early Vote	-	-	-	-	-	-	-
Provisional	-	-	-	-	-	-	-
Total	-	-	-	-	-	-	-
LAK01							
Polling	-	-	-	-	-	-	-
Absentee	-	-	-	-	-	-	-
Early Vote	-	-	-	-	-	-	-
Provisional	-	-	-	-	-	-	-
Total	-	-	-	-	-	-	-
LAK02							
Polling	-	-	-	-	-	-	-
Absentee	-	-	-	-	-	-	-
Early Vote	-	-	-	-	-	-	-
Provisional	-	-	-	-	-	-	-
Total	-	-	-	-	-	-	-
LUC01							
Polling	1380	327	178	166	93.26%	12	6.74%
Absentee	1380	8	4	3	75.00%	1	25.00%
Early Vote	1380	495	253	239	94.47%	14	5.53%
Provisional	1380	4	3	2	66.67%	1	33.33%
Total	1380	834	438	410	93.61%	28	6.39%
LUC03							
Polling	1687	287	203	196	96.55%	7	3.45%
Absentee	1687	6	4	4	100.00%	0	0.00%

RETRIEVED FROM DEMOCRACYDOCKET.COM

Statement of Votes Cast
Shelby County, TN
State and Federal General Election _Municipal Elections
November 6, 2018
SOVC For Jurisdiction Wide, All Counters, All Races
Official Combined Results

TN HOUSE OF REP DIST 86

	Reg. Voters	Times Counted	Total Votes	Barbara Cooper		Write-In Votes	
Early Vote	1687	511	329	307	93.31%	22	6.69%
Provisional	1687	2	2	2	100.00%	0	0.00%
Total	1687	806	538	509	94.61%	29	5.39%
MCC00							
Polling	2400	415	319	307	96.24%	12	3.76%
Absentee	2400	6	4	3	75.00%	1	25.00%
Early Vote	2400	612	414	387	93.48%	27	6.52%
Provisional	2400	5	3	3	100.00%	0	0.00%
Total	2400	1038	740	700	94.59%	40	5.41%
MIL01							
Polling	4715	662	375	344	91.73%	31	8.27%
Absentee	4715	29	18	14	77.78%	4	22.22%
Early Vote	4715	1899	984	899	91.36%	85	8.64%
Provisional	4715	3	1	0	0.00%	1	100.00%
Total	4715	2593	1378	1257	91.22%	121	8.78%
MIL02							
Polling	-	-	-	-	-	-	-
Absentee	-	-	-	-	-	-	-
Early Vote	-	-	-	-	-	-	-
Provisional	-	-	-	-	-	-	-
Total	-	-	-	-	-	-	-
MOR01							
Polling	-	-	-	-	-	-	-
Absentee	-	-	-	-	-	-	-
Early Vote	-	-	-	-	-	-	-
Provisional	-	-	-	-	-	-	-
Total	-	-	-	-	-	-	-
MOR02							
Polling	-	-	-	-	-	-	-
Absentee	-	-	-	-	-	-	-
Early Vote	-	-	-	-	-	-	-
Provisional	-	-	-	-	-	-	-
Total	-	-	-	-	-	-	-
ROS05							
Polling	-	-	-	-	-	-	-
Absentee	-	-	-	-	-	-	-
Early Vote	-	-	-	-	-	-	-
Provisional	-	-	-	-	-	-	-
Total	-	-	-	-	-	-	-
ROS13							
Polling	-	-	-	-	-	-	-
Absentee	-	-	-	-	-	-	-
Early Vote	-	-	-	-	-	-	-
Provisional	-	-	-	-	-	-	-
Total	-	-	-	-	-	-	-
ROS14							
Polling	-	-	-	-	-	-	-
Absentee	-	-	-	-	-	-	-
Early Vote	-	-	-	-	-	-	-
Provisional	-	-	-	-	-	-	-
Total	-	-	-	-	-	-	-
ROS15							
Polling	-	-	-	-	-	-	-
Absentee	-	-	-	-	-	-	-
Early Vote	-	-	-	-	-	-	-
Provisional	-	-	-	-	-	-	-
Total	-	-	-	-	-	-	-
ROS16							

RETRIEVED FROM DEMOCRACYDOCKET.COM

Statement of Votes Cast
Shelby County, TN
State and Federal General Election _Municipal Elections
November 6, 2018
SOVC For Jurisdiction Wide, All Counters, All Races
Official Combined Results

	TN HOUSE OF REP DIST 86						
	Reg. Voters	Times Counted	Total Votes	Barbara Cooper		Write-In Votes	
Polling	-	-	-	-	-	-	-
Absentee	-	-	-	-	-	-	-
Early Vote	-	-	-	-	-	-	-
Provisional	-	-	-	-	-	-	-
Total	-	-	-	-	-	-	-
STE00							
Polling	-	-	-	-	-	-	-
Absentee	-	-	-	-	-	-	-
Early Vote	-	-	-	-	-	-	-
Provisional	-	-	-	-	-	-	-
Total	-	-	-	-	-	-	-
Total							
Polling	40138	6709	5357	5234	97.70%	123	2.30%
Absentee	40138	205	156	148	94.87%	8	5.13%
Early Vote	40138	11310	8651	8416	97.28%	235	2.72%
Provisional	40138	85	70	67	95.71%	3	4.29%
Total	40138	18309	14234	13865	97.41%	369	2.59%

RETRIEVED FROM DEMOCRACYDOCKET.COM

Statement of Votes Cast
Shelby County, TN
State and Federal General Election _Municipal Elections
November 6, 2018
SOVC For Jurisdiction Wide, All Counters, All Races
Official Combined Results

	TN HOUSE OF REP DIST 87					
	Reg. Voters	Times Counted	Total Votes	Karen Camper		Write-In Votes
Jurisdiction Wide						
00100						
Polling	-	-	-	-	-	-
Absentee	-	-	-	-	-	-
Early Vote	-	-	-	-	-	-
Provisional	-	-	-	-	-	-
Total	-	-	-	-	-	-
00200						
Polling	-	-	-	-	-	-
Absentee	-	-	-	-	-	-
Early Vote	-	-	-	-	-	-
Provisional	-	-	-	-	-	-
Total	-	-	-	-	-	-
01100						
Polling	-	-	-	-	-	-
Absentee	-	-	-	-	-	-
Early Vote	-	-	-	-	-	-
Provisional	-	-	-	-	-	-
Total	-	-	-	-	-	-
01200						
Polling	-	-	-	-	-	-
Absentee	-	-	-	-	-	-
Early Vote	-	-	-	-	-	-
Provisional	-	-	-	-	-	-
Total	-	-	-	-	-	-
01300						
Polling	-	-	-	-	-	-
Absentee	-	-	-	-	-	-
Early Vote	-	-	-	-	-	-
Provisional	-	-	-	-	-	-
Total	-	-	-	-	-	-
01601						
Polling	-	-	-	-	-	-
Absentee	-	-	-	-	-	-
Early Vote	-	-	-	-	-	-
Provisional	-	-	-	-	-	-
Total	-	-	-	-	-	-
01603						
Polling	-	-	-	-	-	-
Absentee	-	-	-	-	-	-
Early Vote	-	-	-	-	-	-
Provisional	-	-	-	-	-	-
Total	-	-	-	-	-	-
01700						
Polling	-	-	-	-	-	-
Absentee	-	-	-	-	-	-
Early Vote	-	-	-	-	-	-
Provisional	-	-	-	-	-	-
Total	-	-	-	-	-	-
02001						
Polling	-	-	-	-	-	-
Absentee	-	-	-	-	-	-
Early Vote	-	-	-	-	-	-
Provisional	-	-	-	-	-	-
Total	-	-	-	-	-	-
02003						
Polling	-	-	-	-	-	-
Absentee	-	-	-	-	-	-

RETRIEVED FROM DEMOCRACYDOCKET.COM

Statement of Votes Cast
Shelby County, TN
State and Federal General Election _Municipal Elections
November 6, 2018
SOVC For Jurisdiction Wide, All Counters, All Races
Official Combined Results

	TN HOUSE OF REP DIST 87					
	Reg. Voters	Times Counted	Total Votes	Karen Camper	Write-In Votes	
Early Vote	-	-	-	-	-	-
Provisional	-	-	-	-	-	-
Total	-	-	-	-	-	-
02100						
Polling	-	-	-	-	-	-
Absentee	-	-	-	-	-	-
Early Vote	-	-	-	-	-	-
Provisional	-	-	-	-	-	-
Total	-	-	-	-	-	-
02600						
Polling	-	-	-	-	-	-
Absentee	-	-	-	-	-	-
Early Vote	-	-	-	-	-	-
Provisional	-	-	-	-	-	-
Total	-	-	-	-	-	-
02800						
Polling	-	-	-	-	-	-
Absentee	-	-	-	-	-	-
Early Vote	-	-	-	-	-	-
Provisional	-	-	-	-	-	-
Total	-	-	-	-	-	-
03102						
Polling	-	-	-	-	-	-
Absentee	-	-	-	-	-	-
Early Vote	-	-	-	-	-	-
Provisional	-	-	-	-	-	-
Total	-	-	-	-	-	-
03104						
Polling	-	-	-	-	-	-
Absentee	-	-	-	-	-	-
Early Vote	-	-	-	-	-	-
Provisional	-	-	-	-	-	-
Total	-	-	-	-	-	-
03300						
Polling	-	-	-	-	-	-
Absentee	-	-	-	-	-	-
Early Vote	-	-	-	-	-	-
Provisional	-	-	-	-	-	-
Total	-	-	-	-	-	-
03402						
Polling	-	-	-	-	-	-
Absentee	-	-	-	-	-	-
Early Vote	-	-	-	-	-	-
Provisional	-	-	-	-	-	-
Total	-	-	-	-	-	-
03601						
Polling	-	-	-	-	-	-
Absentee	-	-	-	-	-	-
Early Vote	-	-	-	-	-	-
Provisional	-	-	-	-	-	-
Total	-	-	-	-	-	-
03602						
Polling	-	-	-	-	-	-
Absentee	-	-	-	-	-	-
Early Vote	-	-	-	-	-	-
Provisional	-	-	-	-	-	-
Total	-	-	-	-	-	-
03700						

RETRIEVED FROM DEMOCRACYDOCKET.COM

Statement of Votes Cast
Shelby County, TN
State and Federal General Election _Municipal Elections
November 6, 2018
SOVC For Jurisdiction Wide, All Counters, All Races
Official Combined Results

	TN HOUSE OF REP DIST 87						
	Reg. Voters	Times Counted	Total Votes	Karen Camper		Write-In Votes	
Polling	-	-	-	-	-	-	-
Absentee	-	-	-	-	-	-	-
Early Vote	-	-	-	-	-	-	-
Provisional	-	-	-	-	-	-	-
Total	-	-	-	-	-	-	-
04103							
Polling	-	-	-	-	-	-	-
Absentee	-	-	-	-	-	-	-
Early Vote	-	-	-	-	-	-	-
Provisional	-	-	-	-	-	-	-
Total	-	-	-	-	-	-	-
04201							
Polling	-	-	-	-	-	-	-
Absentee	-	-	-	-	-	-	-
Early Vote	-	-	-	-	-	-	-
Provisional	-	-	-	-	-	-	-
Total	-	-	-	-	-	-	-
04401							
Polling	-	-	-	-	-	-	-
Absentee	-	-	-	-	-	-	-
Early Vote	-	-	-	-	-	-	-
Provisional	-	-	-	-	-	-	-
Total	-	-	-	-	-	-	-
04405							
Polling	-	-	-	-	-	-	-
Absentee	-	-	-	-	-	-	-
Early Vote	-	-	-	-	-	-	-
Provisional	-	-	-	-	-	-	-
Total	-	-	-	-	-	-	-
04502							
Polling	-	-	-	-	-	-	-
Absentee	-	-	-	-	-	-	-
Early Vote	-	-	-	-	-	-	-
Provisional	-	-	-	-	-	-	-
Total	-	-	-	-	-	-	-
04504							
Polling	-	-	-	-	-	-	-
Absentee	-	-	-	-	-	-	-
Early Vote	-	-	-	-	-	-	-
Provisional	-	-	-	-	-	-	-
Total	-	-	-	-	-	-	-
04602							
Polling	1784	286	159	152	95.60%	7	4.40%
Absentee	1784	32	21	20	95.24%	1	4.76%
Early Vote	1784	727	399	390	97.74%	9	2.26%
Provisional	1784	6	1	1	100.00%	0	0.00%
Total	1784	1051	580	563	97.07%	17	2.93%
04700							
Polling	-	-	-	-	-	-	-
Absentee	-	-	-	-	-	-	-
Early Vote	-	-	-	-	-	-	-
Provisional	-	-	-	-	-	-	-
Total	-	-	-	-	-	-	-
04900							
Polling	-	-	-	-	-	-	-
Absentee	-	-	-	-	-	-	-
Early Vote	-	-	-	-	-	-	-
Provisional	-	-	-	-	-	-	-

RETRIEVED FROM DEMOCRACYDOCKET.COM

Statement of Votes Cast
Shelby County, TN
State and Federal General Election _Municipal Elections
November 6, 2018
SOVC For Jurisdiction Wide, All Counters, All Races
Official Combined Results

TN HOUSE OF REP DIST 87

	Reg. Voters	Times Counted	Total Votes	Karen Camper		Write-In Votes	
Total	-	-	-	-	-	-	-
05001							
Polling	-	-	-	-	-	-	-
Absentee	-	-	-	-	-	-	-
Early Vote	-	-	-	-	-	-	-
Provisional	-	-	-	-	-	-	-
Total	-	-	-	-	-	-	-
05002							
Polling	-	-	-	-	-	-	-
Absentee	-	-	-	-	-	-	-
Early Vote	-	-	-	-	-	-	-
Provisional	-	-	-	-	-	-	-
Total	-	-	-	-	-	-	-
05201							
Polling	-	-	-	-	-	-	-
Absentee	-	-	-	-	-	-	-
Early Vote	-	-	-	-	-	-	-
Provisional	-	-	-	-	-	-	-
Total	-	-	-	-	-	-	-
05301							
Polling	-	-	-	-	-	-	-
Absentee	-	-	-	-	-	-	-
Early Vote	-	-	-	-	-	-	-
Provisional	-	-	-	-	-	-	-
Total	-	-	-	-	-	-	-
05400							
Polling	-	-	-	-	-	-	-
Absentee	-	-	-	-	-	-	-
Early Vote	-	-	-	-	-	-	-
Provisional	-	-	-	-	-	-	-
Total	-	-	-	-	-	-	-
05502							
Polling	-	-	-	-	-	-	-
Absentee	-	-	-	-	-	-	-
Early Vote	-	-	-	-	-	-	-
Provisional	-	-	-	-	-	-	-
Total	-	-	-	-	-	-	-
05700							
Polling	-	-	-	-	-	-	-
Absentee	-	-	-	-	-	-	-
Early Vote	-	-	-	-	-	-	-
Provisional	-	-	-	-	-	-	-
Total	-	-	-	-	-	-	-
05801							
Polling	-	-	-	-	-	-	-
Absentee	-	-	-	-	-	-	-
Early Vote	-	-	-	-	-	-	-
Provisional	-	-	-	-	-	-	-
Total	-	-	-	-	-	-	-
05804							
Polling	538	98	73	73	100.00%	0	0.00%
Absentee	538	5	4	4	100.00%	0	0.00%
Early Vote	538	103	74	73	98.65%	1	1.35%
Provisional	538	4	3	3	100.00%	0	0.00%
Total	538	210	154	153	99.35%	1	0.65%
05905							
Polling	-	-	-	-	-	-	-
Absentee	-	-	-	-	-	-	-

RETRIEVED FROM DEMOCRACYDOCKET.COM

Statement of Votes Cast
Shelby County, TN
State and Federal General Election _Municipal Elections
November 6, 2018
SOVC For Jurisdiction Wide, All Counters, All Races
Official Combined Results

	TN HOUSE OF REP DIST 87						
	Reg. Voters	Times Counted	Total Votes	Karen Camper		Write-In Votes	
Early Vote	-	-	-	-	-	-	-
Provisional	-	-	-	-	-	-	-
Total	-	-	-	-	-	-	-
06003							
Polling	-	-	-	-	-	-	-
Absentee	-	-	-	-	-	-	-
Early Vote	-	-	-	-	-	-	-
Provisional	-	-	-	-	-	-	-
Total	-	-	-	-	-	-	-
06005							
Polling	184	11	11	11	100.00%	0	0.00%
Absentee	184	0	0	0	-	0	-
Early Vote	184	12	11	11	100.00%	0	0.00%
Provisional	184	0	0	0		0	-
Total	184	23	22	22	100.00%	0	0.00%
06006							
Polling	-	-	-	-	-	-	-
Absentee	-	-	-	-	-	-	-
Early Vote	-	-	-	-	-	-	-
Provisional	-	-	-	-	-	-	-
Total	-	-	-	-	-	-	-
06007							
Polling	-	-	-	-	-	-	-
Absentee	-	-	-	-	-	-	-
Early Vote	-	-	-	-	-	-	-
Provisional	-	-	-	-	-	-	-
Total	-	-	-	-	-	-	-
06009							
Polling	-	-	-	-	-	-	-
Absentee	-	-	-	-	-	-	-
Early Vote	-	-	-	-	-	-	-
Provisional	-	-	-	-	-	-	-
Total	-	-	-	-	-	-	-
06100							
Polling	-	-	-	-	-	-	-
Absentee	-	-	-	-	-	-	-
Early Vote	-	-	-	-	-	-	-
Provisional	-	-	-	-	-	-	-
Total	-	-	-	-	-	-	-
06200							
Polling	-	-	-	-	-	-	-
Absentee	-	-	-	-	-	-	-
Early Vote	-	-	-	-	-	-	-
Provisional	-	-	-	-	-	-	-
Total	-	-	-	-	-	-	-
06400							
Polling	-	-	-	-	-	-	-
Absentee	-	-	-	-	-	-	-
Early Vote	-	-	-	-	-	-	-
Provisional	-	-	-	-	-	-	-
Total	-	-	-	-	-	-	-
06600							
Polling	3729	706	485	464	95.67%	21	4.33%
Absentee	3729	13	5	5	100.00%	0	0.00%
Early Vote	3729	1122	735	716	97.41%	19	2.59%
Provisional	3729	6	6	6	100.00%	0	0.00%
Total	3729	1847	1231	1191	96.75%	40	3.25%
06701							

RETRIEVED FROM DEMOCRACYDOCKET.COM

Statement of Votes Cast
Shelby County, TN
State and Federal General Election _Municipal Elections
November 6, 2018
SOVC For Jurisdiction Wide, All Counters, All Races
Official Combined Results

	TN HOUSE OF REP DIST 87						
	Reg. Voters	Times Counted	Total Votes	Karen Camper		Write-In Votes	
Polling	423	66	37	36	97.30%	1	2.70%
Absentee	423	2	1	1	100.00%	0	0.00%
Early Vote	423	192	107	104	97.20%	3	2.80%
Provisional	423	0	0	0	-	0	-
Total	423	260	145	141	97.24%	4	2.76%
06703							
Polling	-	-	-	-	-	-	-
Absentee	-	-	-	-	-	-	-
Early Vote	-	-	-	-	-	-	-
Provisional	-	-	-	-	-	-	-
Total	-	-	-	-	-	-	-
06801							
Polling	-	-	-	-	-	-	-
Absentee	-	-	-	-	-	-	-
Early Vote	-	-	-	-	-	-	-
Provisional	-	-	-	-	-	-	-
Total	-	-	-	-	-	-	-
06803							
Polling	-	-	-	-	-	-	-
Absentee	-	-	-	-	-	-	-
Early Vote	-	-	-	-	-	-	-
Provisional	-	-	-	-	-	-	-
Total	-	-	-	-	-	-	-
06902							
Polling	-	-	-	-	-	-	-
Absentee	-	-	-	-	-	-	-
Early Vote	-	-	-	-	-	-	-
Provisional	-	-	-	-	-	-	-
Total	-	-	-	-	-	-	-
07001							
Polling	-	-	-	-	-	-	-
Absentee	-	-	-	-	-	-	-
Early Vote	-	-	-	-	-	-	-
Provisional	-	-	-	-	-	-	-
Total	-	-	-	-	-	-	-
07002							
Polling	-	-	-	-	-	-	-
Absentee	-	-	-	-	-	-	-
Early Vote	-	-	-	-	-	-	-
Provisional	-	-	-	-	-	-	-
Total	-	-	-	-	-	-	-
07104							
Polling	-	-	-	-	-	-	-
Absentee	-	-	-	-	-	-	-
Early Vote	-	-	-	-	-	-	-
Provisional	-	-	-	-	-	-	-
Total	-	-	-	-	-	-	-
07203							
Polling	-	-	-	-	-	-	-
Absentee	-	-	-	-	-	-	-
Early Vote	-	-	-	-	-	-	-
Provisional	-	-	-	-	-	-	-
Total	-	-	-	-	-	-	-
07207							
Polling	-	-	-	-	-	-	-
Absentee	-	-	-	-	-	-	-
Early Vote	-	-	-	-	-	-	-
Provisional	-	-	-	-	-	-	-

RETRIEVED FROM DEMOCRACYDOCKET.COM

Statement of Votes Cast
Shelby County, TN
State and Federal General Election _Municipal Elections
November 6, 2018
SOVC For Jurisdiction Wide, All Counters, All Races
Official Combined Results

TN HOUSE OF REP DIST 87

	Reg. Voters	Times Counted	Total Votes	Karen Camper		Write-In Votes	
Total	-	-	-	-	-	-	-
07301							
Polling	1613	211	193	192	99.48%	1	0.52%
Absentee	1613	1	1	1	100.00%	0	0.00%
Early Vote	1613	235	205	205	100.00%	0	0.00%
Provisional	1613	1	0	0	-	0	-
Total	1613	448	399	398	99.75%	1	0.25%
07303							
Polling	-	-	-	-	-	-	-
Absentee	-	-	-	-	-	-	-
Early Vote	-	-	-	-	-	-	-
Provisional	-	-	-	-	-	-	-
Total	-	-	-	-	-	-	-
07401							
Polling	2212	400	350	350	100.00%	0	0.00%
Absentee	2212	6	4	4	100.00%	0	0.00%
Early Vote	2212	598	507	507	100.00%	0	0.00%
Provisional	2212	1	1	1	100.00%	0	0.00%
Total	2212	1005	862	862	100.00%	0	0.00%
07402							
Polling	3977	594	533	530	99.44%	3	0.56%
Absentee	3977	13	11	11	100.00%	0	0.00%
Early Vote	3977	1179	1032	1030	99.81%	2	0.19%
Provisional	3977	8	3	3	100.00%	0	0.00%
Total	3977	1794	1579	1574	99.68%	5	0.32%
07405							
Polling	2970	506	419	415	99.05%	4	0.95%
Absentee	2970	9	4	4	100.00%	0	0.00%
Early Vote	2970	828	654	649	99.24%	5	0.76%
Provisional	2970	5	2	2	100.00%	0	0.00%
Total	2970	1348	1079	1070	99.17%	9	0.83%
07409							
Polling	1594	255	230	230	100.00%	0	0.00%
Absentee	1594	3	3	3	100.00%	0	0.00%
Early Vote	1594	287	259	257	99.23%	2	0.77%
Provisional	1594	3	2	2	100.00%	0	0.00%
Total	1594	548	494	492	99.60%	2	0.40%
07501							
Polling	-	-	-	-	-	-	-
Absentee	-	-	-	-	-	-	-
Early Vote	-	-	-	-	-	-	-
Provisional	-	-	-	-	-	-	-
Total	-	-	-	-	-	-	-
07506							
Polling	-	-	-	-	-	-	-
Absentee	-	-	-	-	-	-	-
Early Vote	-	-	-	-	-	-	-
Provisional	-	-	-	-	-	-	-
Total	-	-	-	-	-	-	-
07507							
Polling	-	-	-	-	-	-	-
Absentee	-	-	-	-	-	-	-
Early Vote	-	-	-	-	-	-	-
Provisional	-	-	-	-	-	-	-
Total	-	-	-	-	-	-	-
07511							
Polling	-	-	-	-	-	-	-
Absentee	-	-	-	-	-	-	-

RETRIEVED FROM DEMOCRACYDOCKET.COM

Statement of Votes Cast
Shelby County, TN
State and Federal General Election _Municipal Elections
November 6, 2018
SOVC For Jurisdiction Wide, All Counters, All Races
Official Combined Results

TN HOUSE OF REP DIST 87

	Reg. Voters	Times Counted	Total Votes	Karen Camper		Write-In Votes	
Early Vote	-	-	-	-	-	-	-
Provisional	-	-	-	-	-	-	-
Total	-	-	-	-	-	-	-
07604							
Polling	2058	378	328	327	99.70%	1	0.30%
Absentee	2058	12	11	11	100.00%	0	0.00%
Early Vote	2058	757	671	671	100.00%	0	0.00%
Provisional	2058	3	2	2	100.00%	0	0.00%
Total	2058	1150	1012	1011	99.90%	1	0.10%
07605							
Polling	-	-	-	-	-	-	-
Absentee	-	-	-	-	-	-	-
Early Vote	-	-	-	-	-	-	-
Provisional	-	-	-	-	-	-	-
Total	-	-	-	-	-	-	-
07606							
Polling	2008	334	288	287	99.65%	1	0.35%
Absentee	2008	6	5	5	100.00%	0	0.00%
Early Vote	2008	685	605	604	99.83%	1	0.17%
Provisional	2008	2	2	2	100.00%	0	0.00%
Total	2008	1027	900	898	99.78%	2	0.22%
07701							
Polling	-	-	-	-	-	-	-
Absentee	-	-	-	-	-	-	-
Early Vote	-	-	-	-	-	-	-
Provisional	-	-	-	-	-	-	-
Total	-	-	-	-	-	-	-
07703							
Polling	2192	303	259	259	100.00%	0	0.00%
Absentee	2192	14	13	13	100.00%	0	0.00%
Early Vote	2192	737	657	656	99.85%	1	0.15%
Provisional	2192	1	1	1	100.00%	0	0.00%
Total	2192	1055	930	929	99.89%	1	0.11%
07803							
Polling	3887	480	428	423	98.83%	5	1.17%
Absentee	3887	15	12	12	100.00%	0	0.00%
Early Vote	3887	1072	943	941	99.79%	2	0.21%
Provisional	3887	7	6	6	100.00%	0	0.00%
Total	3887	1574	1389	1382	99.50%	7	0.50%
07901							
Polling	4293	562	489	488	99.80%	1	0.20%
Absentee	4293	76	69	69	100.00%	0	0.00%
Early Vote	4293	985	849	846	99.65%	3	0.35%
Provisional	4293	11	9	9	100.00%	0	0.00%
Total	4293	1634	1416	1412	99.72%	4	0.28%
07902							
Polling	2431	433	373	373	100.00%	0	0.00%
Absentee	2431	12	9	9	100.00%	0	0.00%
Early Vote	2431	878	781	780	99.87%	1	0.13%
Provisional	2431	4	4	4	100.00%	0	0.00%
Total	2431	1327	1167	1166	99.91%	1	0.09%
07903							
Polling	-	-	-	-	-	-	-
Absentee	-	-	-	-	-	-	-
Early Vote	-	-	-	-	-	-	-
Provisional	-	-	-	-	-	-	-
Total	-	-	-	-	-	-	-
07907							

RETRIEVED FROM DEMOCRACYDOCKET.COM

Statement of Votes Cast
Shelby County, TN
State and Federal General Election _Municipal Elections
November 6, 2018
SOVC For Jurisdiction Wide, All Counters, All Races
Official Combined Results

	TN HOUSE OF REP DIST 87						
	Reg. Voters	Times Counted	Total Votes	Karen Camper		Write-In Votes	
Polling	2602	394	360	360	100.00%	0	0.00%
Absentee	2602	5	5	4	80.00%	1	20.00%
Early Vote	2602	793	695	692	99.57%	3	0.43%
Provisional	2602	2	1	1	100.00%	0	0.00%
Total	2602	1194	1061	1057	99.62%	4	0.38%
08002							
Polling	-	-	-	-	-	-	-
Absentee	-	-	-	-	-	-	-
Early Vote	-	-	-	-	-	-	-
Provisional	-	-	-	-	-	-	-
Total	-	-	-	-	-	-	-
08101							
Polling	-	-	-	-	-	-	-
Absentee	-	-	-	-	-	-	-
Early Vote	-	-	-	-	-	-	-
Provisional	-	-	-	-	-	-	-
Total	-	-	-	-	-	-	-
08103							
Polling	-	-	-	-	-	-	-
Absentee	-	-	-	-	-	-	-
Early Vote	-	-	-	-	-	-	-
Provisional	-	-	-	-	-	-	-
Total	-	-	-	-	-	-	-
08105							
Polling	-	-	-	-	-	-	-
Absentee	-	-	-	-	-	-	-
Early Vote	-	-	-	-	-	-	-
Provisional	-	-	-	-	-	-	-
Total	-	-	-	-	-	-	-
08107							
Polling	-	-	-	-	-	-	-
Absentee	-	-	-	-	-	-	-
Early Vote	-	-	-	-	-	-	-
Provisional	-	-	-	-	-	-	-
Total	-	-	-	-	-	-	-
08202							
Polling	-	-	-	-	-	-	-
Absentee	-	-	-	-	-	-	-
Early Vote	-	-	-	-	-	-	-
Provisional	-	-	-	-	-	-	-
Total	-	-	-	-	-	-	-
08300							
Polling	-	-	-	-	-	-	-
Absentee	-	-	-	-	-	-	-
Early Vote	-	-	-	-	-	-	-
Provisional	-	-	-	-	-	-	-
Total	-	-	-	-	-	-	-
08402							
Polling	-	-	-	-	-	-	-
Absentee	-	-	-	-	-	-	-
Early Vote	-	-	-	-	-	-	-
Provisional	-	-	-	-	-	-	-
Total	-	-	-	-	-	-	-
08600							
Polling	-	-	-	-	-	-	-
Absentee	-	-	-	-	-	-	-
Early Vote	-	-	-	-	-	-	-
Provisional	-	-	-	-	-	-	-

RETRIEVED FROM DEMOCRACYDOCKET.COM

Statement of Votes Cast
Shelby County, TN
State and Federal General Election _Municipal Elections
November 6, 2018
SOVC For Jurisdiction Wide, All Counters, All Races
Official Combined Results

	TN HOUSE OF REP DIST 87					
	Reg. Voters	Times Counted	Total Votes	Karen Camper	Write-In Votes	
Total	-	-	-	-	-	-
08702						
Polling	-	-	-	-	-	-
Absentee	-	-	-	-	-	-
Early Vote	-	-	-	-	-	-
Provisional	-	-	-	-	-	-
Total	-	-	-	-	-	-
08703						
Polling	-	-	-	-	-	-
Absentee	-	-	-	-	-	-
Early Vote	-	-	-	-	-	-
Provisional	-	-	-	-	-	-
Total	-	-	-	-	-	-
08704						
Polling	-	-	-	-	-	-
Absentee	-	-	-	-	-	-
Early Vote	-	-	-	-	-	-
Provisional	-	-	-	-	-	-
Total	-	-	-	-	-	-
08802						
Polling	-	-	-	-	-	-
Absentee	-	-	-	-	-	-
Early Vote	-	-	-	-	-	-
Provisional	-	-	-	-	-	-
Total	-	-	-	-	-	-
08803						
Polling	-	-	-	-	-	-
Absentee	-	-	-	-	-	-
Early Vote	-	-	-	-	-	-
Provisional	-	-	-	-	-	-
Total	-	-	-	-	-	-
08804						
Polling	-	-	-	-	-	-
Absentee	-	-	-	-	-	-
Early Vote	-	-	-	-	-	-
Provisional	-	-	-	-	-	-
Total	-	-	-	-	-	-
08901						
Polling	-	-	-	-	-	-
Absentee	-	-	-	-	-	-
Early Vote	-	-	-	-	-	-
Provisional	-	-	-	-	-	-
Total	-	-	-	-	-	-
08902						
Polling	-	-	-	-	-	-
Absentee	-	-	-	-	-	-
Early Vote	-	-	-	-	-	-
Provisional	-	-	-	-	-	-
Total	-	-	-	-	-	-
09002						
Polling	-	-	-	-	-	-
Absentee	-	-	-	-	-	-
Early Vote	-	-	-	-	-	-
Provisional	-	-	-	-	-	-
Total	-	-	-	-	-	-
09003						
Polling	-	-	-	-	-	-
Absentee	-	-	-	-	-	-

RETRIEVED FROM DEMOCRACYDOCKET.COM

Statement of Votes Cast
Shelby County, TN
State and Federal General Election _Municipal Elections
November 6, 2018
SOVC For Jurisdiction Wide, All Counters, All Races
Official Combined Results

	TN HOUSE OF REP DIST 87						
	Reg. Voters	Times Counted	Total Votes	Karen Camper		Write-In Votes	
Early Vote	-	-	-	-	-	-	-
Provisional	-	-	-	-	-	-	-
Total	-	-	-	-	-	-	-
09101							
Polling	-	-	-	-	-	-	-
Absentee	-	-	-	-	-	-	-
Early Vote	-	-	-	-	-	-	-
Provisional	-	-	-	-	-	-	-
Total	-	-	-	-	-	-	-
09102							
Polling	-	-	-	-	-	-	-
Absentee	-	-	-	-	-	-	-
Early Vote	-	-	-	-	-	-	-
Provisional	-	-	-	-	-	-	-
Total	-	-	-	-	-	-	-
09104							
Polling	-	-	-	-	-	-	-
Absentee	-	-	-	-	-	-	-
Early Vote	-	-	-	-	-	-	-
Provisional	-	-	-	-	-	-	-
Total	-	-	-	-	-	-	-
09201							
Polling	355	67	61	61	100.00%	0	0.00%
Absentee	355	1	1	1	100.00%	0	0.00%
Early Vote	355	105	94	94	100.00%	0	0.00%
Provisional	355	0	0	0	-	0	-
Total	355	173	156	156	100.00%	0	0.00%
09301							
Polling	-	-	-	-	-	-	-
Absentee	-	-	-	-	-	-	-
Early Vote	-	-	-	-	-	-	-
Provisional	-	-	-	-	-	-	-
Total	-	-	-	-	-	-	-
09303							
Polling	66	13	13	13	100.00%	0	0.00%
Absentee	66	0	0	0	-	0	-
Early Vote	66	7	6	6	100.00%	0	0.00%
Provisional	66	0	0	0	-	0	-
Total	66	20	19	19	100.00%	0	0.00%
09403							
Polling	-	-	-	-	-	-	-
Absentee	-	-	-	-	-	-	-
Early Vote	-	-	-	-	-	-	-
Provisional	-	-	-	-	-	-	-
Total	-	-	-	-	-	-	-
09406							
Polling	-	-	-	-	-	-	-
Absentee	-	-	-	-	-	-	-
Early Vote	-	-	-	-	-	-	-
Provisional	-	-	-	-	-	-	-
Total	-	-	-	-	-	-	-
09407							
Polling	-	-	-	-	-	-	-
Absentee	-	-	-	-	-	-	-
Early Vote	-	-	-	-	-	-	-
Provisional	-	-	-	-	-	-	-
Total	-	-	-	-	-	-	-
09408							

RETRIEVED FROM DEMOCRACYDOCKET.COM

Statement of Votes Cast
Shelby County, TN
State and Federal General Election _Municipal Elections
November 6, 2018
SOVC For Jurisdiction Wide, All Counters, All Races
Official Combined Results

	TN HOUSE OF REP DIST 87					
	Reg. Voters	Times Counted	Total Votes	Karen Camper		Write-In Votes
Polling	-	-	-	-	-	-
Absentee	-	-	-	-	-	-
Early Vote	-	-	-	-	-	-
Provisional	-	-	-	-	-	-
Total	-	-	-	-	-	-
09501						
Polling	-	-	-	-	-	-
Absentee	-	-	-	-	-	-
Early Vote	-	-	-	-	-	-
Provisional	-	-	-	-	-	-
Total	-	-	-	-	-	-
09505						
Polling	-	-	-	-	-	-
Absentee	-	-	-	-	-	-
Early Vote	-	-	-	-	-	-
Provisional	-	-	-	-	-	-
Total	-	-	-	-	-	-
09506						
Polling	-	-	-	-	-	-
Absentee	-	-	-	-	-	-
Early Vote	-	-	-	-	-	-
Provisional	-	-	-	-	-	-
Total	-	-	-	-	-	-
09507						
Polling	-	-	-	-	-	-
Absentee	-	-	-	-	-	-
Early Vote	-	-	-	-	-	-
Provisional	-	-	-	-	-	-
Total	-	-	-	-	-	-
09508						
Polling	-	-	-	-	-	-
Absentee	-	-	-	-	-	-
Early Vote	-	-	-	-	-	-
Provisional	-	-	-	-	-	-
Total	-	-	-	-	-	-
09601						
Polling	-	-	-	-	-	-
Absentee	-	-	-	-	-	-
Early Vote	-	-	-	-	-	-
Provisional	-	-	-	-	-	-
Total	-	-	-	-	-	-
09602						
Polling	-	-	-	-	-	-
Absentee	-	-	-	-	-	-
Early Vote	-	-	-	-	-	-
Provisional	-	-	-	-	-	-
Total	-	-	-	-	-	-
ARL01						
Polling	-	-	-	-	-	-
Absentee	-	-	-	-	-	-
Early Vote	-	-	-	-	-	-
Provisional	-	-	-	-	-	-
Total	-	-	-	-	-	-
ARL02						
Polling	-	-	-	-	-	-
Absentee	-	-	-	-	-	-
Early Vote	-	-	-	-	-	-
Provisional	-	-	-	-	-	-

RETRIEVED FROM DEMOCRACYDOCKET.COM

Statement of Votes Cast
Shelby County, TN
State and Federal General Election _Municipal Elections
November 6, 2018
SOVC For Jurisdiction Wide, All Counters, All Races
Official Combined Results

	TN HOUSE OF REP DIST 87					
	Reg. Voters	Times Counted	Total Votes	Karen Camper		Write-In Votes
Total	-	-	-	-	-	-
BAR03						
Polling	-	-	-	-	-	-
Absentee	-	-	-	-	-	-
Early Vote	-	-	-	-	-	-
Provisional	-	-	-	-	-	-
Total	-	-	-	-	-	-
BAR04						
Polling	-	-	-	-	-	-
Absentee	-	-	-	-	-	-
Early Vote	-	-	-	-	-	-
Provisional	-	-	-	-	-	-
Total	-	-	-	-	-	-
BAR05						
Polling	-	-	-	-	-	-
Absentee	-	-	-	-	-	-
Early Vote	-	-	-	-	-	-
Provisional	-	-	-	-	-	-
Total	-	-	-	-	-	-
BAR06						
Polling	-	-	-	-	-	-
Absentee	-	-	-	-	-	-
Early Vote	-	-	-	-	-	-
Provisional	-	-	-	-	-	-
Total	-	-	-	-	-	-
BAR08						
Polling	-	-	-	-	-	-
Absentee	-	-	-	-	-	-
Early Vote	-	-	-	-	-	-
Provisional	-	-	-	-	-	-
Total	-	-	-	-	-	-
BAR09						
Polling	-	-	-	-	-	-
Absentee	-	-	-	-	-	-
Early Vote	-	-	-	-	-	-
Provisional	-	-	-	-	-	-
Total	-	-	-	-	-	-
BAR11						
Polling	-	-	-	-	-	-
Absentee	-	-	-	-	-	-
Early Vote	-	-	-	-	-	-
Provisional	-	-	-	-	-	-
Total	-	-	-	-	-	-
BAR13						
Polling	-	-	-	-	-	-
Absentee	-	-	-	-	-	-
Early Vote	-	-	-	-	-	-
Provisional	-	-	-	-	-	-
Total	-	-	-	-	-	-
BRU01						
Polling	-	-	-	-	-	-
Absentee	-	-	-	-	-	-
Early Vote	-	-	-	-	-	-
Provisional	-	-	-	-	-	-
Total	-	-	-	-	-	-
BRU02						
Polling	-	-	-	-	-	-
Absentee	-	-	-	-	-	-

RETRIEVED FROM DEMOCRACYDOCKET.COM

Statement of Votes Cast
Shelby County, TN
State and Federal General Election _Municipal Elections
November 6, 2018
SOVC For Jurisdiction Wide, All Counters, All Races
Official Combined Results

	TN HOUSE OF REP DIST 87					
	Reg. Voters	Times Counted	Total Votes	Karen Camper	Write-In Votes	
Early Vote	-	-	-	-	-	-
Provisional	-	-	-	-	-	-
Total	-	-	-	-	-	-
COL01						
Polling	-	-	-	-	-	-
Absentee	-	-	-	-	-	-
Early Vote	-	-	-	-	-	-
Provisional	-	-	-	-	-	-
Total	-	-	-	-	-	-
COL02						
Polling	-	-	-	-	-	-
Absentee	-	-	-	-	-	-
Early Vote	-	-	-	-	-	-
Provisional	-	-	-	-	-	-
Total	-	-	-	-	-	-
COL03						
Polling	-	-	-	-	-	-
Absentee	-	-	-	-	-	-
Early Vote	-	-	-	-	-	-
Provisional	-	-	-	-	-	-
Total	-	-	-	-	-	-
COL04						
Polling	-	-	-	-	-	-
Absentee	-	-	-	-	-	-
Early Vote	-	-	-	-	-	-
Provisional	-	-	-	-	-	-
Total	-	-	-	-	-	-
COL05						
Polling	-	-	-	-	-	-
Absentee	-	-	-	-	-	-
Early Vote	-	-	-	-	-	-
Provisional	-	-	-	-	-	-
Total	-	-	-	-	-	-
COL06						
Polling	-	-	-	-	-	-
Absentee	-	-	-	-	-	-
Early Vote	-	-	-	-	-	-
Provisional	-	-	-	-	-	-
Total	-	-	-	-	-	-
COL07						
Polling	-	-	-	-	-	-
Absentee	-	-	-	-	-	-
Early Vote	-	-	-	-	-	-
Provisional	-	-	-	-	-	-
Total	-	-	-	-	-	-
COL08						
Polling	-	-	-	-	-	-
Absentee	-	-	-	-	-	-
Early Vote	-	-	-	-	-	-
Provisional	-	-	-	-	-	-
Total	-	-	-	-	-	-
COL09						
Polling	-	-	-	-	-	-
Absentee	-	-	-	-	-	-
Early Vote	-	-	-	-	-	-
Provisional	-	-	-	-	-	-
Total	-	-	-	-	-	-
COR03						

RETRIEVED FROM DEMOCRACYDOCKET.COM

Statement of Votes Cast
Shelby County, TN
State and Federal General Election _Municipal Elections
November 6, 2018
SOVC For Jurisdiction Wide, All Counters, All Races
Official Combined Results

	TN HOUSE OF REP DIST 87					
	Reg. Voters	Times Counted	Total Votes	Karen Camper		Write-In Votes
Polling	-	-	-	-	-	-
Absentee	-	-	-	-	-	-
Early Vote	-	-	-	-	-	-
Provisional	-	-	-	-	-	-
Total	-	-	-	-	-	-
COR04						
Polling	-	-	-	-	-	-
Absentee	-	-	-	-	-	-
Early Vote	-	-	-	-	-	-
Provisional	-	-	-	-	-	-
Total	-	-	-	-	-	-
COR05						
Polling	-	-	-	-	-	-
Absentee	-	-	-	-	-	-
Early Vote	-	-	-	-	-	-
Provisional	-	-	-	-	-	-
Total	-	-	-	-	-	-
EAD00						
Polling	-	-	-	-	-	-
Absentee	-	-	-	-	-	-
Early Vote	-	-	-	-	-	-
Provisional	-	-	-	-	-	-
Total	-	-	-	-	-	-
FOR01						
Polling	-	-	-	-	-	-
Absentee	-	-	-	-	-	-
Early Vote	-	-	-	-	-	-
Provisional	-	-	-	-	-	-
Total	-	-	-	-	-	-
FOR02						
Polling	-	-	-	-	-	-
Absentee	-	-	-	-	-	-
Early Vote	-	-	-	-	-	-
Provisional	-	-	-	-	-	-
Total	-	-	-	-	-	-
FOR03						
Polling	-	-	-	-	-	-
Absentee	-	-	-	-	-	-
Early Vote	-	-	-	-	-	-
Provisional	-	-	-	-	-	-
Total	-	-	-	-	-	-
GER02						
Polling	-	-	-	-	-	-
Absentee	-	-	-	-	-	-
Early Vote	-	-	-	-	-	-
Provisional	-	-	-	-	-	-
Total	-	-	-	-	-	-
GER03						
Polling	-	-	-	-	-	-
Absentee	-	-	-	-	-	-
Early Vote	-	-	-	-	-	-
Provisional	-	-	-	-	-	-
Total	-	-	-	-	-	-
GER04						
Polling	-	-	-	-	-	-
Absentee	-	-	-	-	-	-
Early Vote	-	-	-	-	-	-
Provisional	-	-	-	-	-	-

RETRIEVED FROM DEMOCRACYDOCKET.COM

Statement of Votes Cast
Shelby County, TN
State and Federal General Election _Municipal Elections
November 6, 2018
SOVC For Jurisdiction Wide, All Counters, All Races
Official Combined Results

	TN HOUSE OF REP DIST 87					
	Reg. Voters	Times Counted	Total Votes	Karen Camper		Write-In Votes
Total	-	-	-	-	-	-
GER05						
Polling	-	-	-	-	-	-
Absentee	-	-	-	-	-	-
Early Vote	-	-	-	-	-	-
Provisional	-	-	-	-	-	-
Total	-	-	-	-	-	-
GER06						
Polling	-	-	-	-	-	-
Absentee	-	-	-	-	-	-
Early Vote	-	-	-	-	-	-
Provisional	-	-	-	-	-	-
Total	-	-	-	-	-	-
GER08						
Polling	-	-	-	-	-	-
Absentee	-	-	-	-	-	-
Early Vote	-	-	-	-	-	-
Provisional	-	-	-	-	-	-
Total	-	-	-	-	-	-
GER10						
Polling	-	-	-	-	-	-
Absentee	-	-	-	-	-	-
Early Vote	-	-	-	-	-	-
Provisional	-	-	-	-	-	-
Total	-	-	-	-	-	-
GER11						
Polling	-	-	-	-	-	-
Absentee	-	-	-	-	-	-
Early Vote	-	-	-	-	-	-
Provisional	-	-	-	-	-	-
Total	-	-	-	-	-	-
GER12						
Polling	-	-	-	-	-	-
Absentee	-	-	-	-	-	-
Early Vote	-	-	-	-	-	-
Provisional	-	-	-	-	-	-
Total	-	-	-	-	-	-
LAK01						
Polling	-	-	-	-	-	-
Absentee	-	-	-	-	-	-
Early Vote	-	-	-	-	-	-
Provisional	-	-	-	-	-	-
Total	-	-	-	-	-	-
LAK02						
Polling	-	-	-	-	-	-
Absentee	-	-	-	-	-	-
Early Vote	-	-	-	-	-	-
Provisional	-	-	-	-	-	-
Total	-	-	-	-	-	-
LUC01						
Polling	-	-	-	-	-	-
Absentee	-	-	-	-	-	-
Early Vote	-	-	-	-	-	-
Provisional	-	-	-	-	-	-
Total	-	-	-	-	-	-
LUC03						
Polling	-	-	-	-	-	-
Absentee	-	-	-	-	-	-

RETRIEVED FROM DEMOCRACYDOCKET.COM

Statement of Votes Cast
Shelby County, TN
State and Federal General Election _Municipal Elections
November 6, 2018
SOVC For Jurisdiction Wide, All Counters, All Races
Official Combined Results

	TN HOUSE OF REP DIST 87					
	Reg. Voters	Times Counted	Total Votes	Karen Camper	Write-In Votes	
Early Vote	-	-	-	-	-	-
Provisional	-	-	-	-	-	-
Total	-	-	-	-	-	-
MCC00						
Polling	-	-	-	-	-	-
Absentee	-	-	-	-	-	-
Early Vote	-	-	-	-	-	-
Provisional	-	-	-	-	-	-
Total	-	-	-	-	-	-
MIL01						
Polling	-	-	-	-	-	-
Absentee	-	-	-	-	-	-
Early Vote	-	-	-	-	-	-
Provisional	-	-	-	-	-	-
Total	-	-	-	-	-	-
MIL02						
Polling	-	-	-	-	-	-
Absentee	-	-	-	-	-	-
Early Vote	-	-	-	-	-	-
Provisional	-	-	-	-	-	-
Total	-	-	-	-	-	-
MOR01						
Polling	-	-	-	-	-	-
Absentee	-	-	-	-	-	-
Early Vote	-	-	-	-	-	-
Provisional	-	-	-	-	-	-
Total	-	-	-	-	-	-
MOR02						
Polling	-	-	-	-	-	-
Absentee	-	-	-	-	-	-
Early Vote	-	-	-	-	-	-
Provisional	-	-	-	-	-	-
Total	-	-	-	-	-	-
ROS05						
Polling	-	-	-	-	-	-
Absentee	-	-	-	-	-	-
Early Vote	-	-	-	-	-	-
Provisional	-	-	-	-	-	-
Total	-	-	-	-	-	-
ROS13						
Polling	-	-	-	-	-	-
Absentee	-	-	-	-	-	-
Early Vote	-	-	-	-	-	-
Provisional	-	-	-	-	-	-
Total	-	-	-	-	-	-
ROS14						
Polling	-	-	-	-	-	-
Absentee	-	-	-	-	-	-
Early Vote	-	-	-	-	-	-
Provisional	-	-	-	-	-	-
Total	-	-	-	-	-	-
ROS15						
Polling	-	-	-	-	-	-
Absentee	-	-	-	-	-	-
Early Vote	-	-	-	-	-	-
Provisional	-	-	-	-	-	-
Total	-	-	-	-	-	-
ROS16						

RETRIEVED FROM DEMOCRACYDOCKET.COM

Statement of Votes Cast
Shelby County, TN
State and Federal General Election _Municipal Elections
November 6, 2018
SOVC For Jurisdiction Wide, All Counters, All Races
Official Combined Results

	TN HOUSE OF REP DIST 87						
	Reg. Voters	Times Counted	Total Votes	Karen Camper		Write-In Votes	
Polling	-	-	-	-	-	-	-
Absentee	-	-	-	-	-	-	-
Early Vote	-	-	-	-	-	-	-
Provisional	-	-	-	-	-	-	-
Total	-	-	-	-	-	-	-
STE00							
Polling	-	-	-	-	-	-	-
Absentee	-	-	-	-	-	-	-
Early Vote	-	-	-	-	-	-	-
Provisional	-	-	-	-	-	-	-
Total	-	-	-	-	-	-	-
Total							
Polling	38916	6097	5089	5044	99.12%	45	0.88%
Absentee	38916	225	179	177	98.88%	2	1.12%
Early Vote	38916	11302	9284	9232	99.44%	52	0.56%
Provisional	38916	64	43	43	100.00%	0	0.00%
Total	38916	17688	14595	14496	99.32%	99	0.68%

RETRIEVED FROM DEMOCRACYDOCKET.COM

Statement of Votes Cast
Shelby County, TN
State and Federal General Election _Municipal Elections
November 6, 2018
SOVC For Jurisdiction Wide, All Counters, All Races
Official Combined Results

	TN HOUSE OF REP DIST 88						
	Reg. Voters	Times Counted	Total Votes	Larry J. Miller		Write-In Votes	
Jurisdiction Wide							
00100							
Polling	-	-	-	-	-	-	-
Absentee	-	-	-	-	-	-	-
Early Vote	-	-	-	-	-	-	-
Provisional	-	-	-	-	-	-	-
Total	-	-	-	-	-	-	-
00200							
Polling	-	-	-	-	-	-	-
Absentee	-	-	-	-	-	-	-
Early Vote	-	-	-	-	-	-	-
Provisional	-	-	-	-	-	-	-
Total	-	-	-	-	-	-	-
01100							
Polling	-	-	-	-	-	-	-
Absentee	-	-	-	-	-	-	-
Early Vote	-	-	-	-	-	-	-
Provisional	-	-	-	-	-	-	-
Total	-	-	-	-	-	-	-
01200							
Polling	-	-	-	-	-	-	-
Absentee	-	-	-	-	-	-	-
Early Vote	-	-	-	-	-	-	-
Provisional	-	-	-	-	-	-	-
Total	-	-	-	-	-	-	-
01300							
Polling	-	-	-	-	-	-	-
Absentee	-	-	-	-	-	-	-
Early Vote	-	-	-	-	-	-	-
Provisional	-	-	-	-	-	-	-
Total	-	-	-	-	-	-	-
01601							
Polling	-	-	-	-	-	-	-
Absentee	-	-	-	-	-	-	-
Early Vote	-	-	-	-	-	-	-
Provisional	-	-	-	-	-	-	-
Total	-	-	-	-	-	-	-
01603							
Polling	-	-	-	-	-	-	-
Absentee	-	-	-	-	-	-	-
Early Vote	-	-	-	-	-	-	-
Provisional	-	-	-	-	-	-	-
Total	-	-	-	-	-	-	-
01700							
Polling	-	-	-	-	-	-	-
Absentee	-	-	-	-	-	-	-
Early Vote	-	-	-	-	-	-	-
Provisional	-	-	-	-	-	-	-
Total	-	-	-	-	-	-	-
02001							
Polling	2160	599	472	461	97.67%	11	2.33%
Absentee	2160	24	20	20	100.00%	0	0.00%
Early Vote	2160	850	713	701	98.32%	12	1.68%
Provisional	2160	4	3	3	100.00%	0	0.00%
Total	2160	1477	1208	1185	98.10%	23	1.90%
02003							
Polling	4126	604	535	529	98.88%	6	1.12%
Absentee	4126	13	12	12	100.00%	0	0.00%

RETRIEVED FROM DEMOCRACYDOCKET.COM

Statement of Votes Cast
Shelby County, TN
State and Federal General Election _Municipal Elections
November 6, 2018
SOVC For Jurisdiction Wide, All Counters, All Races
Official Combined Results

TN HOUSE OF REP DIST 88

	Reg. Voters	Times Counted	Total Votes	Larry J. Miller		Write-In Votes	
Early Vote	4126	918	779	775	99.49%	4	0.51%
Provisional	4126	8	7	7	100.00%	0	0.00%
Total	4126	1543	1333	1323	99.25%	10	0.75%
02100							
Polling	593	107	92	92	100.00%	0	0.00%
Absentee	593	2	1	1	100.00%	0	0.00%
Early Vote	593	153	127	124	97.64%	3	2.36%
Provisional	593	3	1	1	100.00%	0	0.00%
Total	593	265	221	218	98.64%	3	1.36%
02600							
Polling	-	-	-	-	-	-	-
Absentee	-	-	-	-	-	-	-
Early Vote	-	-	-	-	-	-	-
Provisional	-	-	-	-	-	-	-
Total	-	-	-	-	-	-	-
02800							
Polling	-	-	-	-	-	-	-
Absentee	-	-	-	-	-	-	-
Early Vote	-	-	-	-	-	-	-
Provisional	-	-	-	-	-	-	-
Total	-	-	-	-	-	-	-
03102							
Polling	-	-	-	-	-	-	-
Absentee	-	-	-	-	-	-	-
Early Vote	-	-	-	-	-	-	-
Provisional	-	-	-	-	-	-	-
Total	-	-	-	-	-	-	-
03104							
Polling	-	-	-	-	-	-	-
Absentee	-	-	-	-	-	-	-
Early Vote	-	-	-	-	-	-	-
Provisional	-	-	-	-	-	-	-
Total	-	-	-	-	-	-	-
03300							
Polling	-	-	-	-	-	-	-
Absentee	-	-	-	-	-	-	-
Early Vote	-	-	-	-	-	-	-
Provisional	-	-	-	-	-	-	-
Total	-	-	-	-	-	-	-
03402							
Polling	-	-	-	-	-	-	-
Absentee	-	-	-	-	-	-	-
Early Vote	-	-	-	-	-	-	-
Provisional	-	-	-	-	-	-	-
Total	-	-	-	-	-	-	-
03601							
Polling	-	-	-	-	-	-	-
Absentee	-	-	-	-	-	-	-
Early Vote	-	-	-	-	-	-	-
Provisional	-	-	-	-	-	-	-
Total	-	-	-	-	-	-	-
03602							
Polling	-	-	-	-	-	-	-
Absentee	-	-	-	-	-	-	-
Early Vote	-	-	-	-	-	-	-
Provisional	-	-	-	-	-	-	-
Total	-	-	-	-	-	-	-
03700							

RETRIEVED FROM DEMOCRACYDOCKET.COM

Statement of Votes Cast
Shelby County, TN
State and Federal General Election _Municipal Elections
November 6, 2018
SOVC For Jurisdiction Wide, All Counters, All Races
Official Combined Results

	TN HOUSE OF REP DIST 88				
	Reg. Voters	Times Counted	Total Votes	Larry J. Miller	Write-In Votes
Polling	-	-	-	-	-
Absentee	-	-	-	-	-
Early Vote	-	-	-	-	-
Provisional	-	-	-	-	-
Total	-	-	-	-	-
04103					
Polling	-	-	-	-	-
Absentee	-	-	-	-	-
Early Vote	-	-	-	-	-
Provisional	-	-	-	-	-
Total	-	-	-	-	-
04201					
Polling	-	-	-	-	-
Absentee	-	-	-	-	-
Early Vote	-	-	-	-	-
Provisional	-	-	-	-	-
Total	-	-	-	-	-
04401					
Polling	-	-	-	-	-
Absentee	-	-	-	-	-
Early Vote	-	-	-	-	-
Provisional	-	-	-	-	-
Total	-	-	-	-	-
04405					
Polling	-	-	-	-	-
Absentee	-	-	-	-	-
Early Vote	-	-	-	-	-
Provisional	-	-	-	-	-
Total	-	-	-	-	-
04502					
Polling	-	-	-	-	-
Absentee	-	-	-	-	-
Early Vote	-	-	-	-	-
Provisional	-	-	-	-	-
Total	-	-	-	-	-
04504					
Polling	-	-	-	-	-
Absentee	-	-	-	-	-
Early Vote	-	-	-	-	-
Provisional	-	-	-	-	-
Total	-	-	-	-	-
04602					
Polling	-	-	-	-	-
Absentee	-	-	-	-	-
Early Vote	-	-	-	-	-
Provisional	-	-	-	-	-
Total	-	-	-	-	-
04700					
Polling	-	-	-	-	-
Absentee	-	-	-	-	-
Early Vote	-	-	-	-	-
Provisional	-	-	-	-	-
Total	-	-	-	-	-
04900					
Polling	-	-	-	-	-
Absentee	-	-	-	-	-
Early Vote	-	-	-	-	-
Provisional	-	-	-	-	-

RETRIEVED FROM DEMOCRACYDOCKET.COM

Statement of Votes Cast
Shelby County, TN
State and Federal General Election _Municipal Elections
November 6, 2018
SOVC For Jurisdiction Wide, All Counters, All Races
Official Combined Results

	TN HOUSE OF REP DIST 88					
	Reg. Voters	Times Counted	Total Votes	Larry J. Miller	Write-In Votes	
Total	-	-	-	-	-	-
05001						
Polling	-	-	-	-	-	-
Absentee	-	-	-	-	-	-
Early Vote	-	-	-	-	-	-
Provisional	-	-	-	-	-	-
Total	-	-	-	-	-	-
05002						
Polling	-	-	-	-	-	-
Absentee	-	-	-	-	-	-
Early Vote	-	-	-	-	-	-
Provisional	-	-	-	-	-	-
Total	-	-	-	-	-	-
05201						
Polling	-	-	-	-	-	-
Absentee	-	-	-	-	-	-
Early Vote	-	-	-	-	-	-
Provisional	-	-	-	-	-	-
Total	-	-	-	-	-	-
05301						
Polling	-	-	-	-	-	-
Absentee	-	-	-	-	-	-
Early Vote	-	-	-	-	-	-
Provisional	-	-	-	-	-	-
Total	-	-	-	-	-	-
05400						
Polling	-	-	-	-	-	-
Absentee	-	-	-	-	-	-
Early Vote	-	-	-	-	-	-
Provisional	-	-	-	-	-	-
Total	-	-	-	-	-	-
05502						
Polling	-	-	-	-	-	-
Absentee	-	-	-	-	-	-
Early Vote	-	-	-	-	-	-
Provisional	-	-	-	-	-	-
Total	-	-	-	-	-	-
05700						
Polling	-	-	-	-	-	-
Absentee	-	-	-	-	-	-
Early Vote	-	-	-	-	-	-
Provisional	-	-	-	-	-	-
Total	-	-	-	-	-	-
05801						
Polling	-	-	-	-	-	-
Absentee	-	-	-	-	-	-
Early Vote	-	-	-	-	-	-
Provisional	-	-	-	-	-	-
Total	-	-	-	-	-	-
05804						
Polling	-	-	-	-	-	-
Absentee	-	-	-	-	-	-
Early Vote	-	-	-	-	-	-
Provisional	-	-	-	-	-	-
Total	-	-	-	-	-	-
05905						
Polling	-	-	-	-	-	-
Absentee	-	-	-	-	-	-

RETRIEVED FROM DEMOCRACYDOCKET.COM

Statement of Votes Cast
Shelby County, TN
State and Federal General Election _Municipal Elections
November 6, 2018
SOVC For Jurisdiction Wide, All Counters, All Races
Official Combined Results

	TN HOUSE OF REP DIST 88				
	Reg. Voters	Times Counted	Total Votes	Larry J. Miller	Write-In Votes
Early Vote	-	-	-	-	-
Provisional	-	-	-	-	-
Total	-	-	-	-	-
06003					
Polling	-	-	-	-	-
Absentee	-	-	-	-	-
Early Vote	-	-	-	-	-
Provisional	-	-	-	-	-
Total	-	-	-	-	-
06005					
Polling	-	-	-	-	-
Absentee	-	-	-	-	-
Early Vote	-	-	-	-	-
Provisional	-	-	-	-	-
Total	-	-	-	-	-
06006					
Polling	-	-	-	-	-
Absentee	-	-	-	-	-
Early Vote	-	-	-	-	-
Provisional	-	-	-	-	-
Total	-	-	-	-	-
06007					
Polling	-	-	-	-	-
Absentee	-	-	-	-	-
Early Vote	-	-	-	-	-
Provisional	-	-	-	-	-
Total	-	-	-	-	-
06009					
Polling	-	-	-	-	-
Absentee	-	-	-	-	-
Early Vote	-	-	-	-	-
Provisional	-	-	-	-	-
Total	-	-	-	-	-
06100					
Polling	-	-	-	-	-
Absentee	-	-	-	-	-
Early Vote	-	-	-	-	-
Provisional	-	-	-	-	-
Total	-	-	-	-	-
06200					
Polling	-	-	-	-	-
Absentee	-	-	-	-	-
Early Vote	-	-	-	-	-
Provisional	-	-	-	-	-
Total	-	-	-	-	-
06400					
Polling	-	-	-	-	-
Absentee	-	-	-	-	-
Early Vote	-	-	-	-	-
Provisional	-	-	-	-	-
Total	-	-	-	-	-
06600					
Polling	-	-	-	-	-
Absentee	-	-	-	-	-
Early Vote	-	-	-	-	-
Provisional	-	-	-	-	-
Total	-	-	-	-	-
06701					

RETRIEVED FROM DEMOCRACYDOCKET.COM

Statement of Votes Cast
Shelby County, TN
State and Federal General Election _Municipal Elections
November 6, 2018
SOVC For Jurisdiction Wide, All Counters, All Races
Official Combined Results

	TN HOUSE OF REP DIST 88						
	Reg. Voters	Times Counted	Total Votes	Larry J. Miller		Write-In Votes	
Polling	-	-	-	-	-	-	-
Absentee	-	-	-	-	-	-	-
Early Vote	-	-	-	-	-	-	-
Provisional	-	-	-	-	-	-	-
Total	-	-	-	-	-	-	-
06703							
Polling	-	-	-	-	-	-	-
Absentee	-	-	-	-	-	-	-
Early Vote	-	-	-	-	-	-	-
Provisional	-	-	-	-	-	-	-
Total	-	-	-	-	-	-	-
06801							
Polling	-	-	-	-	-	-	-
Absentee	-	-	-	-	-	-	-
Early Vote	-	-	-	-	-	-	-
Provisional	-	-	-	-	-	-	-
Total	-	-	-	-	-	-	-
06803							
Polling	-	-	-	-	-	-	-
Absentee	-	-	-	-	-	-	-
Early Vote	-	-	-	-	-	-	-
Provisional	-	-	-	-	-	-	-
Total	-	-	-	-	-	-	-
06902							
Polling	-	-	-	-	-	-	-
Absentee	-	-	-	-	-	-	-
Early Vote	-	-	-	-	-	-	-
Provisional	-	-	-	-	-	-	-
Total	-	-	-	-	-	-	-
07001							
Polling	2774	403	344	342	99.42%	2	0.58%
Absentee	2774	5	3	3	100.00%	0	0.00%
Early Vote	2774	557	455	454	99.78%	1	0.22%
Provisional	2774	0	0	0	-	0	-
Total	2774	965	802	799	99.63%	3	0.37%
07002							
Polling	1192	152	125	123	98.40%	2	1.60%
Absentee	1192	3	0	0	-	0	-
Early Vote	1192	171	137	135	98.54%	2	1.46%
Provisional	1192	1	1	1	100.00%	0	0.00%
Total	1192	327	263	259	98.48%	4	1.52%
07104							
Polling	5011	706	622	619	99.52%	3	0.48%
Absentee	5011	7	5	5	100.00%	0	0.00%
Early Vote	5011	1211	1054	1052	99.81%	2	0.19%
Provisional	5011	8	5	5	100.00%	0	0.00%
Total	5011	1932	1686	1681	99.70%	5	0.30%
07203							
Polling	3883	636	561	559	99.64%	2	0.36%
Absentee	3883	6	4	4	100.00%	0	0.00%
Early Vote	3883	910	768	752	97.92%	16	2.08%
Provisional	3883	5	4	4	100.00%	0	0.00%
Total	3883	1557	1337	1319	98.65%	18	1.35%
07207							
Polling	-	-	-	-	-	-	-
Absentee	-	-	-	-	-	-	-
Early Vote	-	-	-	-	-	-	-
Provisional	-	-	-	-	-	-	-

RETRIEVED FROM DEMOCRACYDOCKET.COM

Statement of Votes Cast
Shelby County, TN
State and Federal General Election _Municipal Elections
November 6, 2018
SOVC For Jurisdiction Wide, All Counters, All Races
Official Combined Results

	TN HOUSE OF REP DIST 88					
	Reg. Voters	Times Counted	Total Votes	Larry J. Miller		Write-In Votes
Total	-	-	-	-	-	-
07301						
Polling	-	-	-	-	-	-
Absentee	-	-	-	-	-	-
Early Vote	-	-	-	-	-	-
Provisional	-	-	-	-	-	-
Total	-	-	-	-	-	-
07303						
Polling	-	-	-	-	-	-
Absentee	-	-	-	-	-	-
Early Vote	-	-	-	-	-	-
Provisional	-	-	-	-	-	-
Total	-	-	-	-	-	-
07401						
Polling	-	-	-	-	-	-
Absentee	-	-	-	-	-	-
Early Vote	-	-	-	-	-	-
Provisional	-	-	-	-	-	-
Total	-	-	-	-	-	-
07402						
Polling	-	-	-	-	-	-
Absentee	-	-	-	-	-	-
Early Vote	-	-	-	-	-	-
Provisional	-	-	-	-	-	-
Total	-	-	-	-	-	-
07405						
Polling	-	-	-	-	-	-
Absentee	-	-	-	-	-	-
Early Vote	-	-	-	-	-	-
Provisional	-	-	-	-	-	-
Total	-	-	-	-	-	-
07409						
Polling	-	-	-	-	-	-
Absentee	-	-	-	-	-	-
Early Vote	-	-	-	-	-	-
Provisional	-	-	-	-	-	-
Total	-	-	-	-	-	-
07501						
Polling	-	-	-	-	-	-
Absentee	-	-	-	-	-	-
Early Vote	-	-	-	-	-	-
Provisional	-	-	-	-	-	-
Total	-	-	-	-	-	-
07506						
Polling	-	-	-	-	-	-
Absentee	-	-	-	-	-	-
Early Vote	-	-	-	-	-	-
Provisional	-	-	-	-	-	-
Total	-	-	-	-	-	-
07507						
Polling	-	-	-	-	-	-
Absentee	-	-	-	-	-	-
Early Vote	-	-	-	-	-	-
Provisional	-	-	-	-	-	-
Total	-	-	-	-	-	-
07511						
Polling	-	-	-	-	-	-
Absentee	-	-	-	-	-	-

RETRIEVED FROM DEMOCRACYDOCKET.COM

Statement of Votes Cast
Shelby County, TN
State and Federal General Election _Municipal Elections
November 6, 2018
SOVC For Jurisdiction Wide, All Counters, All Races
Official Combined Results

	TN HOUSE OF REP DIST 88					
	Reg. Voters	Times Counted	Total Votes	Larry J. Miller	Write-In Votes	
Early Vote	-	-	-	-	-	-
Provisional	-	-	-	-	-	-
Total	-	-	-	-	-	-
07604						
Polling	-	-	-	-	-	-
Absentee	-	-	-	-	-	-
Early Vote	-	-	-	-	-	-
Provisional	-	-	-	-	-	-
Total	-	-	-	-	-	-
07605						
Polling	-	-	-	-	-	-
Absentee	-	-	-	-	-	-
Early Vote	-	-	-	-	-	-
Provisional	-	-	-	-	-	-
Total	-	-	-	-	-	-
07606						
Polling	-	-	-	-	-	-
Absentee	-	-	-	-	-	-
Early Vote	-	-	-	-	-	-
Provisional	-	-	-	-	-	-
Total	-	-	-	-	-	-
07701						
Polling	-	-	-	-	-	-
Absentee	-	-	-	-	-	-
Early Vote	-	-	-	-	-	-
Provisional	-	-	-	-	-	-
Total	-	-	-	-	-	-
07703						
Polling	-	-	-	-	-	-
Absentee	-	-	-	-	-	-
Early Vote	-	-	-	-	-	-
Provisional	-	-	-	-	-	-
Total	-	-	-	-	-	-
07803						
Polling	-	-	-	-	-	-
Absentee	-	-	-	-	-	-
Early Vote	-	-	-	-	-	-
Provisional	-	-	-	-	-	-
Total	-	-	-	-	-	-
07901						
Polling	-	-	-	-	-	-
Absentee	-	-	-	-	-	-
Early Vote	-	-	-	-	-	-
Provisional	-	-	-	-	-	-
Total	-	-	-	-	-	-
07902						
Polling	-	-	-	-	-	-
Absentee	-	-	-	-	-	-
Early Vote	-	-	-	-	-	-
Provisional	-	-	-	-	-	-
Total	-	-	-	-	-	-
07903						
Polling	-	-	-	-	-	-
Absentee	-	-	-	-	-	-
Early Vote	-	-	-	-	-	-
Provisional	-	-	-	-	-	-
Total	-	-	-	-	-	-
07907						

RETRIEVED FROM DEMOCRACYDOCKET.COM

Statement of Votes Cast
Shelby County, TN
State and Federal General Election _Municipal Elections
November 6, 2018
SOVC For Jurisdiction Wide, All Counters, All Races
Official Combined Results

	TN HOUSE OF REP DIST 88						
	Reg. Voters	Times Counted	Total Votes	Larry J. Miller		Write-In Votes	
Polling	-	-	-	-	-	-	-
Absentee	-	-	-	-	-	-	-
Early Vote	-	-	-	-	-	-	-
Provisional	-	-	-	-	-	-	-
Total	-	-	-	-	-	-	-
08002							
Polling	-	-	-	-	-	-	-
Absentee	-	-	-	-	-	-	-
Early Vote	-	-	-	-	-	-	-
Provisional	-	-	-	-	-	-	-
Total	-	-	-	-	-	-	-
08101							
Polling	-	-	-	-	-	-	-
Absentee	-	-	-	-	-	-	-
Early Vote	-	-	-	-	-	-	-
Provisional	-	-	-	-	-	-	-
Total	-	-	-	-	-	-	-
08103							
Polling	-	-	-	-	-	-	-
Absentee	-	-	-	-	-	-	-
Early Vote	-	-	-	-	-	-	-
Provisional	-	-	-	-	-	-	-
Total	-	-	-	-	-	-	-
08105							
Polling	-	-	-	-	-	-	-
Absentee	-	-	-	-	-	-	-
Early Vote	-	-	-	-	-	-	-
Provisional	-	-	-	-	-	-	-
Total	-	-	-	-	-	-	-
08107							
Polling	-	-	-	-	-	-	-
Absentee	-	-	-	-	-	-	-
Early Vote	-	-	-	-	-	-	-
Provisional	-	-	-	-	-	-	-
Total	-	-	-	-	-	-	-
08202							
Polling	-	-	-	-	-	-	-
Absentee	-	-	-	-	-	-	-
Early Vote	-	-	-	-	-	-	-
Provisional	-	-	-	-	-	-	-
Total	-	-	-	-	-	-	-
08300							
Polling	-	-	-	-	-	-	-
Absentee	-	-	-	-	-	-	-
Early Vote	-	-	-	-	-	-	-
Provisional	-	-	-	-	-	-	-
Total	-	-	-	-	-	-	-
08402							
Polling	446	82	72	72	100.00%	0	0.00%
Absentee	446	0	0	0	-	0	-
Early Vote	446	111	94	94	100.00%	0	0.00%
Provisional	446	1	0	0	-	0	-
Total	446	194	166	166	100.00%	0	0.00%
08600							
Polling	-	-	-	-	-	-	-
Absentee	-	-	-	-	-	-	-
Early Vote	-	-	-	-	-	-	-
Provisional	-	-	-	-	-	-	-

RETRIEVED FROM DEMOCRACYDOCKET.COM

Statement of Votes Cast
Shelby County, TN
State and Federal General Election _Municipal Elections
November 6, 2018
SOVC For Jurisdiction Wide, All Counters, All Races
Official Combined Results

TN HOUSE OF REP DIST 88

	Reg. Voters	Times Counted	Total Votes	Larry J. Miller		Write-In Votes	
Total	-	-	-	-	-	-	-
08702							
Polling	2918	476	430	424	98.60%	6	1.40%
Absentee	2918	5	5	5	100.00%	0	0.00%
Early Vote	2918	871	788	778	98.73%	10	1.27%
Provisional	2918	7	6	6	100.00%	0	0.00%
Total	2918	1359	1229	1213	98.70%	16	1.30%
08703							
Polling	1054	162	116	115	99.14%	1	0.86%
Absentee	1054	2	1	1	100.00%	0	0.00%
Early Vote	1054	320	242	241	99.59%	1	0.41%
Provisional	1054	0	0	0	-	0	-
Total	1054	484	359	357	99.44%	2	0.56%
08704							
Polling	3205	500	402	391	97.26%	11	2.74%
Absentee	3205	13	9	9	100.00%	0	0.00%
Early Vote	3205	1094	816	793	97.18%	23	2.82%
Provisional	3205	14	9	9	100.00%	0	0.00%
Total	3205	1621	1236	1202	97.25%	34	2.75%
08802							
Polling	1798	393	319	313	98.12%	6	1.88%
Absentee	1798	13	10	9	90.00%	1	10.00%
Early Vote	1798	559	457	449	98.25%	8	1.75%
Provisional	1798	1	1	1	100.00%	0	0.00%
Total	1798	966	787	772	98.09%	15	1.91%
08803							
Polling	-	-	-	-	-	-	-
Absentee	-	-	-	-	-	-	-
Early Vote	-	-	-	-	-	-	-
Provisional	-	-	-	-	-	-	-
Total	-	-	-	-	-	-	-
08804							
Polling	-	-	-	-	-	-	-
Absentee	-	-	-	-	-	-	-
Early Vote	-	-	-	-	-	-	-
Provisional	-	-	-	-	-	-	-
Total	-	-	-	-	-	-	-
08901							
Polling	-	-	-	-	-	-	-
Absentee	-	-	-	-	-	-	-
Early Vote	-	-	-	-	-	-	-
Provisional	-	-	-	-	-	-	-
Total	-	-	-	-	-	-	-
08902							
Polling	-	-	-	-	-	-	-
Absentee	-	-	-	-	-	-	-
Early Vote	-	-	-	-	-	-	-
Provisional	-	-	-	-	-	-	-
Total	-	-	-	-	-	-	-
09002							
Polling	1735	260	217	217	100.00%	0	0.00%
Absentee	1735	3	3	2	66.67%	1	33.33%
Early Vote	1735	332	279	276	98.92%	3	1.08%
Provisional	1735	2	1	1	100.00%	0	0.00%
Total	1735	597	500	496	99.20%	4	0.80%
09003							
Polling	-	-	-	-	-	-	-
Absentee	-	-	-	-	-	-	-

RETRIEVED FROM DEMOCRACYDOCKET.COM

Statement of Votes Cast
Shelby County, TN
State and Federal General Election _Municipal Elections
November 6, 2018
SOVC For Jurisdiction Wide, All Counters, All Races
Official Combined Results

	TN HOUSE OF REP DIST 88				
	Reg. Voters	Times Counted	Total Votes	Larry J. Miller	Write-In Votes
Early Vote	-	-	-	-	-
Provisional	-	-	-	-	-
Total	-	-	-	-	-
09101					
Polling	-	-	-	-	-
Absentee	-	-	-	-	-
Early Vote	-	-	-	-	-
Provisional	-	-	-	-	-
Total	-	-	-	-	-
09102					
Polling	-	-	-	-	-
Absentee	-	-	-	-	-
Early Vote	-	-	-	-	-
Provisional	-	-	-	-	-
Total	-	-	-	-	-
09104					
Polling	-	-	-	-	-
Absentee	-	-	-	-	-
Early Vote	-	-	-	-	-
Provisional	-	-	-	-	-
Total	-	-	-	-	-
09201					
Polling	-	-	-	-	-
Absentee	-	-	-	-	-
Early Vote	-	-	-	-	-
Provisional	-	-	-	-	-
Total	-	-	-	-	-
09301					
Polling	-	-	-	-	-
Absentee	-	-	-	-	-
Early Vote	-	-	-	-	-
Provisional	-	-	-	-	-
Total	-	-	-	-	-
09303					
Polling	-	-	-	-	-
Absentee	-	-	-	-	-
Early Vote	-	-	-	-	-
Provisional	-	-	-	-	-
Total	-	-	-	-	-
09403					
Polling	-	-	-	-	-
Absentee	-	-	-	-	-
Early Vote	-	-	-	-	-
Provisional	-	-	-	-	-
Total	-	-	-	-	-
09406					
Polling	-	-	-	-	-
Absentee	-	-	-	-	-
Early Vote	-	-	-	-	-
Provisional	-	-	-	-	-
Total	-	-	-	-	-
09407					
Polling	-	-	-	-	-
Absentee	-	-	-	-	-
Early Vote	-	-	-	-	-
Provisional	-	-	-	-	-
Total	-	-	-	-	-
09408					

RETRIEVED FROM DEMOCRACYDOCKET.COM

Statement of Votes Cast
Shelby County, TN
State and Federal General Election _Municipal Elections
November 6, 2018
SOVC For Jurisdiction Wide, All Counters, All Races
Official Combined Results

	TN HOUSE OF REP DIST 88				
	Reg. Voters	Times Counted	Total Votes	Larry J. Miller	Write-In Votes
Polling	-	-	-	-	-
Absentee	-	-	-	-	-
Early Vote	-	-	-	-	-
Provisional	-	-	-	-	-
Total	-	-	-	-	-
09501					
Polling	-	-	-	-	-
Absentee	-	-	-	-	-
Early Vote	-	-	-	-	-
Provisional	-	-	-	-	-
Total	-	-	-	-	-
09505					
Polling	-	-	-	-	-
Absentee	-	-	-	-	-
Early Vote	-	-	-	-	-
Provisional	-	-	-	-	-
Total	-	-	-	-	-
09506					
Polling	-	-	-	-	-
Absentee	-	-	-	-	-
Early Vote	-	-	-	-	-
Provisional	-	-	-	-	-
Total	-	-	-	-	-
09507					
Polling	-	-	-	-	-
Absentee	-	-	-	-	-
Early Vote	-	-	-	-	-
Provisional	-	-	-	-	-
Total	-	-	-	-	-
09508					
Polling	-	-	-	-	-
Absentee	-	-	-	-	-
Early Vote	-	-	-	-	-
Provisional	-	-	-	-	-
Total	-	-	-	-	-
09601					
Polling	-	-	-	-	-
Absentee	-	-	-	-	-
Early Vote	-	-	-	-	-
Provisional	-	-	-	-	-
Total	-	-	-	-	-
09602					
Polling	-	-	-	-	-
Absentee	-	-	-	-	-
Early Vote	-	-	-	-	-
Provisional	-	-	-	-	-
Total	-	-	-	-	-
ARL01					
Polling	-	-	-	-	-
Absentee	-	-	-	-	-
Early Vote	-	-	-	-	-
Provisional	-	-	-	-	-
Total	-	-	-	-	-
ARL02					
Polling	-	-	-	-	-
Absentee	-	-	-	-	-
Early Vote	-	-	-	-	-
Provisional	-	-	-	-	-

RETRIEVED FROM DEMOCRACYDOCKET.COM

Statement of Votes Cast
Shelby County, TN
State and Federal General Election _Municipal Elections
November 6, 2018
SOVC For Jurisdiction Wide, All Counters, All Races
Official Combined Results

TN HOUSE OF REP DIST 88

	Reg. Voters	Times Counted	Total Votes	Larry J. Miller		Write-In Votes	
Total	-	-	-	-	-	-	-
BAR03							
Polling	-	-	-	-	-	-	-
Absentee	-	-	-	-	-	-	-
Early Vote	-	-	-	-	-	-	-
Provisional	-	-	-	-	-	-	-
Total	-	-	-	-	-	-	-
BAR04							
Polling	-	-	-	-	-	-	-
Absentee	-	-	-	-	-	-	-
Early Vote	-	-	-	-	-	-	-
Provisional	-	-	-	-	-	-	-
Total	-	-	-	-	-	-	-
BAR05							
Polling	-	-	-	-	-	-	-
Absentee	-	-	-	-	-	-	-
Early Vote	-	-	-	-	-	-	-
Provisional	-	-	-	-	-	-	-
Total	-	-	-	-	-	-	-
BAR06							
Polling	2255	452	267	250	93.63%	17	6.37%
Absentee	2255	9	4	4	100.00%	0	0.00%
Early Vote	2255	732	378	362	95.77%	16	4.23%
Provisional	2255	7	4	4	100.00%	0	0.00%
Total	2255	1200	653	620	94.95%	33	5.05%
BAR08							
Polling	-	-	-	-	-	-	-
Absentee	-	-	-	-	-	-	-
Early Vote	-	-	-	-	-	-	-
Provisional	-	-	-	-	-	-	-
Total	-	-	-	-	-	-	-
BAR09							
Polling	-	-	-	-	-	-	-
Absentee	-	-	-	-	-	-	-
Early Vote	-	-	-	-	-	-	-
Provisional	-	-	-	-	-	-	-
Total	-	-	-	-	-	-	-
BAR11							
Polling	-	-	-	-	-	-	-
Absentee	-	-	-	-	-	-	-
Early Vote	-	-	-	-	-	-	-
Provisional	-	-	-	-	-	-	-
Total	-	-	-	-	-	-	-
BAR13							
Polling	5318	967	687	666	96.94%	21	3.06%
Absentee	5318	30	21	19	90.48%	2	9.52%
Early Vote	5318	2029	1346	1284	95.39%	62	4.61%
Provisional	5318	6	5	4	80.00%	1	20.00%
Total	5318	3032	2059	1973	95.82%	86	4.18%
BRU01							
Polling	-	-	-	-	-	-	-
Absentee	-	-	-	-	-	-	-
Early Vote	-	-	-	-	-	-	-
Provisional	-	-	-	-	-	-	-
Total	-	-	-	-	-	-	-
BRU02							
Polling	-	-	-	-	-	-	-
Absentee	-	-	-	-	-	-	-

RETRIEVED FROM DEMOCRACYDOCKET.COM

Statement of Votes Cast
Shelby County, TN
State and Federal General Election _Municipal Elections
November 6, 2018
SOVC For Jurisdiction Wide, All Counters, All Races
Official Combined Results

	TN HOUSE OF REP DIST 88					
	Reg. Voters	Times Counted	Total Votes	Larry J. Miller	Write-In Votes	
Early Vote	-	-	-	-	-	-
Provisional	-	-	-	-	-	-
Total	-	-	-	-	-	-
COL01						
Polling	-	-	-	-	-	-
Absentee	-	-	-	-	-	-
Early Vote	-	-	-	-	-	-
Provisional	-	-	-	-	-	-
Total	-	-	-	-	-	-
COL02						
Polling	-	-	-	-	-	-
Absentee	-	-	-	-	-	-
Early Vote	-	-	-	-	-	-
Provisional	-	-	-	-	-	-
Total	-	-	-	-	-	-
COL03						
Polling	-	-	-	-	-	-
Absentee	-	-	-	-	-	-
Early Vote	-	-	-	-	-	-
Provisional	-	-	-	-	-	-
Total	-	-	-	-	-	-
COL04						
Polling	-	-	-	-	-	-
Absentee	-	-	-	-	-	-
Early Vote	-	-	-	-	-	-
Provisional	-	-	-	-	-	-
Total	-	-	-	-	-	-
COL05						
Polling	-	-	-	-	-	-
Absentee	-	-	-	-	-	-
Early Vote	-	-	-	-	-	-
Provisional	-	-	-	-	-	-
Total	-	-	-	-	-	-
COL06						
Polling	-	-	-	-	-	-
Absentee	-	-	-	-	-	-
Early Vote	-	-	-	-	-	-
Provisional	-	-	-	-	-	-
Total	-	-	-	-	-	-
COL07						
Polling	-	-	-	-	-	-
Absentee	-	-	-	-	-	-
Early Vote	-	-	-	-	-	-
Provisional	-	-	-	-	-	-
Total	-	-	-	-	-	-
COL08						
Polling	-	-	-	-	-	-
Absentee	-	-	-	-	-	-
Early Vote	-	-	-	-	-	-
Provisional	-	-	-	-	-	-
Total	-	-	-	-	-	-
COL09						
Polling	-	-	-	-	-	-
Absentee	-	-	-	-	-	-
Early Vote	-	-	-	-	-	-
Provisional	-	-	-	-	-	-
Total	-	-	-	-	-	-
COR03						

RETRIEVED FROM DEMOCRACYDOCKET.COM

Statement of Votes Cast
Shelby County, TN
State and Federal General Election _Municipal Elections
November 6, 2018
SOVC For Jurisdiction Wide, All Counters, All Races
Official Combined Results

	TN HOUSE OF REP DIST 88					
	Reg. Voters	Times Counted	Total Votes	Larry J. Miller		Write-In Votes
Polling	-	-	-	-	-	-
Absentee	-	-	-	-	-	-
Early Vote	-	-	-	-	-	-
Provisional	-	-	-	-	-	-
Total	-	-	-	-	-	-
COR04						
Polling	-	-	-	-	-	-
Absentee	-	-	-	-	-	-
Early Vote	-	-	-	-	-	-
Provisional	-	-	-	-	-	-
Total	-	-	-	-	-	-
COR05						
Polling	-	-	-	-	-	-
Absentee	-	-	-	-	-	-
Early Vote	-	-	-	-	-	-
Provisional	-	-	-	-	-	-
Total	-	-	-	-	-	-
EAD00						
Polling	-	-	-	-	-	-
Absentee	-	-	-	-	-	-
Early Vote	-	-	-	-	-	-
Provisional	-	-	-	-	-	-
Total	-	-	-	-	-	-
FOR01						
Polling	-	-	-	-	-	-
Absentee	-	-	-	-	-	-
Early Vote	-	-	-	-	-	-
Provisional	-	-	-	-	-	-
Total	-	-	-	-	-	-
FOR02						
Polling	-	-	-	-	-	-
Absentee	-	-	-	-	-	-
Early Vote	-	-	-	-	-	-
Provisional	-	-	-	-	-	-
Total	-	-	-	-	-	-
FOR03						
Polling	-	-	-	-	-	-
Absentee	-	-	-	-	-	-
Early Vote	-	-	-	-	-	-
Provisional	-	-	-	-	-	-
Total	-	-	-	-	-	-
GER02						
Polling	-	-	-	-	-	-
Absentee	-	-	-	-	-	-
Early Vote	-	-	-	-	-	-
Provisional	-	-	-	-	-	-
Total	-	-	-	-	-	-
GER03						
Polling	-	-	-	-	-	-
Absentee	-	-	-	-	-	-
Early Vote	-	-	-	-	-	-
Provisional	-	-	-	-	-	-
Total	-	-	-	-	-	-
GER04						
Polling	-	-	-	-	-	-
Absentee	-	-	-	-	-	-
Early Vote	-	-	-	-	-	-
Provisional	-	-	-	-	-	-

RETRIEVED FROM DEMOCRACYDOCKET.COM

Statement of Votes Cast
Shelby County, TN
State and Federal General Election _Municipal Elections
November 6, 2018
SOVC For Jurisdiction Wide, All Counters, All Races
Official Combined Results

	TN HOUSE OF REP DIST 88						
	Reg. Voters	Times Counted	Total Votes	Larry J. Miller		Write-In Votes	
Total	-	-	-	-	-	-	-
GER05							
Polling	-	-	-	-	-	-	-
Absentee	-	-	-	-	-	-	-
Early Vote	-	-	-	-	-	-	-
Provisional	-	-	-	-	-	-	-
Total	-	-	-	-	-	-	-
GER06							
Polling	-	-	-	-	-	-	-
Absentee	-	-	-	-	-	-	-
Early Vote	-	-	-	-	-	-	-
Provisional	-	-	-	-	-	-	-
Total	-	-	-	-	-	-	-
GER08							
Polling	-	-	-	-	-	-	-
Absentee	-	-	-	-	-	-	-
Early Vote	-	-	-	-	-	-	-
Provisional	-	-	-	-	-	-	-
Total	-	-	-	-	-	-	-
GER10							
Polling	-	-	-	-	-	-	-
Absentee	-	-	-	-	-	-	-
Early Vote	-	-	-	-	-	-	-
Provisional	-	-	-	-	-	-	-
Total	-	-	-	-	-	-	-
GER11							
Polling	-	-	-	-	-	-	-
Absentee	-	-	-	-	-	-	-
Early Vote	-	-	-	-	-	-	-
Provisional	-	-	-	-	-	-	-
Total	-	-	-	-	-	-	-
GER12							
Polling	-	-	-	-	-	-	-
Absentee	-	-	-	-	-	-	-
Early Vote	-	-	-	-	-	-	-
Provisional	-	-	-	-	-	-	-
Total	-	-	-	-	-	-	-
LAK01							
Polling	-	-	-	-	-	-	-
Absentee	-	-	-	-	-	-	-
Early Vote	-	-	-	-	-	-	-
Provisional	-	-	-	-	-	-	-
Total	-	-	-	-	-	-	-
LAK02							
Polling	-	-	-	-	-	-	-
Absentee	-	-	-	-	-	-	-
Early Vote	-	-	-	-	-	-	-
Provisional	-	-	-	-	-	-	-
Total	-	-	-	-	-	-	-
LUC01							
Polling	3	1	1	1	100.00%	0	0.00%
Absentee	3	0	0	0	-	0	-
Early Vote	3	0	0	0	-	0	-
Provisional	3	0	0	0	-	0	-
Total	3	1	1	1	100.00%	0	0.00%
LUC03							
Polling	-	-	-	-	-	-	-
Absentee	-	-	-	-	-	-	-

RETRIEVED FROM DEMOCRACYDOCKET.COM

Statement of Votes Cast
Shelby County, TN
State and Federal General Election _Municipal Elections
November 6, 2018
SOVC For Jurisdiction Wide, All Counters, All Races
Official Combined Results

	TN HOUSE OF REP DIST 88					
	Reg. Voters	Times Counted	Total Votes	Larry J. Miller		Write-In Votes
Early Vote	-	-	-	-	-	-
Provisional	-	-	-	-	-	-
Total	-	-	-	-	-	-
MCC00						
Polling	-	-	-	-	-	-
Absentee	-	-	-	-	-	-
Early Vote	-	-	-	-	-	-
Provisional	-	-	-	-	-	-
Total	-	-	-	-	-	-
MIL01						
Polling	-	-	-	-	-	-
Absentee	-	-	-	-	-	-
Early Vote	-	-	-	-	-	-
Provisional	-	-	-	-	-	-
Total	-	-	-	-	-	-
MIL02						
Polling	-	-	-	-	-	-
Absentee	-	-	-	-	-	-
Early Vote	-	-	-	-	-	-
Provisional	-	-	-	-	-	-
Total	-	-	-	-	-	-
MOR01						
Polling	-	-	-	-	-	-
Absentee	-	-	-	-	-	-
Early Vote	-	-	-	-	-	-
Provisional	-	-	-	-	-	-
Total	-	-	-	-	-	-
MOR02						
Polling	-	-	-	-	-	-
Absentee	-	-	-	-	-	-
Early Vote	-	-	-	-	-	-
Provisional	-	-	-	-	-	-
Total	-	-	-	-	-	-
ROS05						
Polling	-	-	-	-	-	-
Absentee	-	-	-	-	-	-
Early Vote	-	-	-	-	-	-
Provisional	-	-	-	-	-	-
Total	-	-	-	-	-	-
ROS13						
Polling	-	-	-	-	-	-
Absentee	-	-	-	-	-	-
Early Vote	-	-	-	-	-	-
Provisional	-	-	-	-	-	-
Total	-	-	-	-	-	-
ROS14						
Polling	-	-	-	-	-	-
Absentee	-	-	-	-	-	-
Early Vote	-	-	-	-	-	-
Provisional	-	-	-	-	-	-
Total	-	-	-	-	-	-
ROS15						
Polling	-	-	-	-	-	-
Absentee	-	-	-	-	-	-
Early Vote	-	-	-	-	-	-
Provisional	-	-	-	-	-	-
Total	-	-	-	-	-	-
ROS16						

RETRIEVED FROM DEMOCRACYDOCKET.COM

Statement of Votes Cast
Shelby County, TN
State and Federal General Election _Municipal Elections
November 6, 2018
SOVC For Jurisdiction Wide, All Counters, All Races
Official Combined Results

	TN HOUSE OF REP DIST 88						
	Reg. Voters	Times Counted	Total Votes	Larry J. Miller		Write-In Votes	
Polling	-	-	-	-	-	-	-
Absentee	-	-	-	-	-	-	-
Early Vote	-	-	-	-	-	-	-
Provisional	-	-	-	-	-	-	-
Total	-	-	-	-	-	-	-
STE00							
Polling	-	-	-	-	-	-	-
Absentee	-	-	-	-	-	-	-
Early Vote	-	-	-	-	-	-	-
Provisional	-	-	-	-	-	-	-
Total	-	-	-	-	-	-	-
Total							
Polling	38471	6500	5262	5174	98.33%	88	1.67%
Absentee	38471	135	98	94	95.92%	4	4.08%
Early Vote	38471	10818	8433	8270	98.07%	163	1.93%
Provisional	38471	67	47	46	97.87%	1	2.13%
Total	38471	17520	13840	13584	98.15%	256	1.85%

RETRIEVED FROM DEMOCRACYDOCKET.COM

Statement of Votes Cast
Shelby County, TN
State and Federal General Election _Municipal Elections
November 6, 2018
SOVC For Jurisdiction Wide, All Counters, All Races
Official Combined Results

	TN HOUSE OF REP DIST 90						
	Reg. Voters	Times Counted	Total Votes	John J. Deberry Jr.		Write-In Votes	
Jurisdiction Wide							
00100							
Polling	-	-	-	-	-	-	-
Absentee	-	-	-	-	-	-	-
Early Vote	-	-	-	-	-	-	-
Provisional	-	-	-	-	-	-	-
Total	-	-	-	-	-	-	-
00200							
Polling	238	26	24	23	95.83%	1	4.17%
Absentee	238	1	1	1	100.00%	0	0.00%
Early Vote	238	56	39	36	92.31%	3	7.69%
Provisional	238	0	0	0	-	0	-
Total	238	83	64	60	93.75%	4	6.25%
01100							
Polling	2795	395	345	341	98.84%	4	1.16%
Absentee	2795	10	9	8	88.89%	1	11.11%
Early Vote	2795	500	431	427	99.07%	4	0.93%
Provisional	2795	4	3	3	100.00%	0	0.00%
Total	2795	909	788	779	98.86%	9	1.14%
01200							
Polling	568	74	64	64	100.00%	0	0.00%
Absentee	568	26	25	25	100.00%	0	0.00%
Early Vote	568	68	60	60	100.00%	0	0.00%
Provisional	568	1	0	0	-	0	-
Total	568	169	149	149	100.00%	0	0.00%
01300							
Polling	2299	387	341	338	99.12%	3	0.88%
Absentee	2299	5	3	3	100.00%	0	0.00%
Early Vote	2299	346	302	300	99.34%	2	0.66%
Provisional	2299	4	3	3	100.00%	0	0.00%
Total	2299	742	649	644	99.23%	5	0.77%
01601							
Polling	4161	1017	787	752	95.55%	35	4.45%
Absentee	4161	45	43	42	97.67%	1	2.33%
Early Vote	4161	1641	1311	1227	93.59%	84	6.41%
Provisional	4161	11	10	10	100.00%	0	0.00%
Total	4161	2714	2151	2031	94.42%	120	5.58%
01603							
Polling	3351	496	396	375	94.70%	21	5.30%
Absentee	3351	29	19	18	94.74%	1	5.26%
Early Vote	3351	1163	920	863	93.80%	57	6.20%
Provisional	3351	7	5	5	100.00%	0	0.00%
Total	3351	1695	1340	1261	94.10%	79	5.90%
01700							
Polling	2110	326	284	277	97.54%	7	2.46%
Absentee	2110	42	34	32	94.12%	2	5.88%
Early Vote	2110	624	513	491	95.71%	22	4.29%
Provisional	2110	10	10	9	90.00%	1	10.00%
Total	2110	1002	841	809	96.20%	32	3.80%
02001							
Polling	1221	233	190	186	97.89%	4	2.11%
Absentee	1221	21	19	17	89.47%	2	10.53%
Early Vote	1221	479	369	332	89.97%	37	10.03%
Provisional	1221	3	3	3	100.00%	0	0.00%
Total	1221	736	581	538	92.60%	43	7.40%
02003							
Polling	354	97	91	91	100.00%	0	0.00%
Absentee	354	1	1	1	100.00%	0	0.00%

RETRIEVED FROM DEMOCRACYDOCKET.COM

Statement of Votes Cast
Shelby County, TN
State and Federal General Election _Municipal Elections
November 6, 2018
SOVC For Jurisdiction Wide, All Counters, All Races
Official Combined Results

TN HOUSE OF REP DIST 90

	Reg. Voters	Times Counted	Total Votes	John J. Deberry Jr.		Write-In Votes	
Early Vote	354	110	89	87	97.75%	2	2.25%
Provisional	354	3	2	2	100.00%	0	0.00%
Total	354	211	183	181	98.91%	2	1.09%
02100							
Polling	2664	364	335	335	100.00%	0	0.00%
Absentee	2664	11	9	9	100.00%	0	0.00%
Early Vote	2664	561	497	496	99.80%	1	0.20%
Provisional	2664	8	8	8	100.00%	0	0.00%
Total	2664	944	849	848	99.88%	1	0.12%
02600							
Polling	801	167	152	152	100.00%	0	0.00%
Absentee	801	2	2	2	100.00%	0	0.00%
Early Vote	801	181	168	165	98.21%	3	1.79%
Provisional	801	1	1	1	100.00%	0	0.00%
Total	801	351	323	320	99.07%	3	0.93%
02800							
Polling	1433	296	238	228	95.80%	10	4.20%
Absentee	1433	14	11	11	100.00%	0	0.00%
Early Vote	1433	552	437	411	94.05%	26	5.95%
Provisional	1433	2	1	1	100.00%	0	0.00%
Total	1433	864	687	651	94.76%	36	5.24%
03102							
Polling	1422	273	246	235	95.53%	11	4.47%
Absentee	1422	7	5	5	100.00%	0	0.00%
Early Vote	1422	443	381	367	96.33%	14	3.67%
Provisional	1422	4	3	3	100.00%	0	0.00%
Total	1422	727	635	610	96.06%	25	3.94%
03104							
Polling	141	28	23	22	95.65%	1	4.35%
Absentee	141	0	0	0	-	0	-
Early Vote	141	48	44	44	100.00%	0	0.00%
Provisional	141	0	0	0	-	0	-
Total	141	76	67	66	98.51%	1	1.49%
03300							
Polling	1068	262	194	187	96.39%	7	3.61%
Absentee	1068	4	2	2	100.00%	0	0.00%
Early Vote	1068	267	218	202	92.66%	16	7.34%
Provisional	1068	2	1	1	100.00%	0	0.00%
Total	1068	535	415	392	94.46%	23	5.54%
03402							
Polling	1880	284	249	248	99.60%	1	0.40%
Absentee	1880	5	5	5	100.00%	0	0.00%
Early Vote	1880	372	345	344	99.71%	1	0.29%
Provisional	1880	2	1	1	100.00%	0	0.00%
Total	1880	663	600	598	99.67%	2	0.33%
03601							
Polling	2046	460	361	339	93.91%	22	6.09%
Absentee	2046	34	27	25	92.59%	2	7.41%
Early Vote	2046	713	557	512	91.92%	45	8.08%
Provisional	2046	3	2	2	100.00%	0	0.00%
Total	2046	1210	947	878	92.71%	69	7.29%
03602							
Polling	2039	428	371	370	99.73%	1	0.27%
Absentee	2039	4	4	4	100.00%	0	0.00%
Early Vote	2039	511	465	458	98.49%	7	1.51%
Provisional	2039	4	4	4	100.00%	0	0.00%
Total	2039	947	844	836	99.05%	8	0.95%
03700							

RETRIEVED FROM DEMOCRACYDOCKET.COM

Statement of Votes Cast
Shelby County, TN
State and Federal General Election _Municipal Elections
November 6, 2018
SOVC For Jurisdiction Wide, All Counters, All Races
Official Combined Results

TN HOUSE OF REP DIST 90

	Reg. Voters	Times Counted	Total Votes	John J. Deberry Jr.		Write-In Votes	
Polling	-	-	-	-	-	-	-
Absentee	-	-	-	-	-	-	-
Early Vote	-	-	-	-	-	-	-
Provisional	-	-	-	-	-	-	-
Total	-	-	-	-	-	-	-
04103							
Polling	1228	169	154	154	100.00%	0	0.00%
Absentee	1228	16	15	14	93.33%	1	6.67%
Early Vote	1228	211	184	183	99.46%	1	0.54%
Provisional	1228	1	0	0	-	0	-
Total	1228	397	353	351	99.43%	2	0.57%
04201							
Polling	-	-	-	-	-	-	-
Absentee	-	-	-	-	-	-	-
Early Vote	-	-	-	-	-	-	-
Provisional	-	-	-	-	-	-	-
Total	-	-	-	-	-	-	-
04401							
Polling	-	-	-	-	-	-	-
Absentee	-	-	-	-	-	-	-
Early Vote	-	-	-	-	-	-	-
Provisional	-	-	-	-	-	-	-
Total	-	-	-	-	-	-	-
04405							
Polling	-	-	-	-	-	-	-
Absentee	-	-	-	-	-	-	-
Early Vote	-	-	-	-	-	-	-
Provisional	-	-	-	-	-	-	-
Total	-	-	-	-	-	-	-
04502							
Polling	-	-	-	-	-	-	-
Absentee	-	-	-	-	-	-	-
Early Vote	-	-	-	-	-	-	-
Provisional	-	-	-	-	-	-	-
Total	-	-	-	-	-	-	-
04504							
Polling	2157	352	257	240	93.39%	17	6.61%
Absentee	2157	37	32	32	100.00%	0	0.00%
Early Vote	2157	886	570	539	94.56%	31	5.44%
Provisional	2157	3	2	2	100.00%	0	0.00%
Total	2157	1278	861	813	94.43%	48	5.57%
04602							
Polling	-	-	-	-	-	-	-
Absentee	-	-	-	-	-	-	-
Early Vote	-	-	-	-	-	-	-
Provisional	-	-	-	-	-	-	-
Total	-	-	-	-	-	-	-
04700							
Polling	-	-	-	-	-	-	-
Absentee	-	-	-	-	-	-	-
Early Vote	-	-	-	-	-	-	-
Provisional	-	-	-	-	-	-	-
Total	-	-	-	-	-	-	-
04900							
Polling	-	-	-	-	-	-	-
Absentee	-	-	-	-	-	-	-
Early Vote	-	-	-	-	-	-	-
Provisional	-	-	-	-	-	-	-

RETRIEVED FROM DEMOCRACYDOCKET.COM

Statement of Votes Cast
Shelby County, TN
State and Federal General Election _Municipal Elections
November 6, 2018
SOVC For Jurisdiction Wide, All Counters, All Races
Official Combined Results

TN HOUSE OF REP DIST 90

	Reg. Voters	Times Counted	Total Votes	John J. Deberry Jr.		Write-In Votes	
Total	-	-	-	-	-	-	-
05001							
Polling	658	79	70	70	100.00%	0	0.00%
Absentee	658	2	2	2	100.00%	0	0.00%
Early Vote	658	217	197	195	98.98%	2	1.02%
Provisional	658	1	0	0	-	0	-
Total	658	299	269	267	99.26%	2	0.74%
05002							
Polling	1314	191	177	175	98.87%	2	1.13%
Absentee	1314	5	5	5	100.00%	0	0.00%
Early Vote	1314	267	250	249	99.60%	1	0.40%
Provisional	1314	5	2	2	100.00%	0	0.00%
Total	1314	468	434	431	99.31%	3	0.69%
05201							
Polling	554	106	97	95	97.94%	2	2.06%
Absentee	554	4	3	3	100.00%	0	0.00%
Early Vote	554	149	126	123	97.62%	3	2.38%
Provisional	554	2	2	2	100.00%	0	0.00%
Total	554	261	228	223	97.81%	5	2.19%
05301							
Polling	-	-	-	-	-	-	-
Absentee	-	-	-	-	-	-	-
Early Vote	-	-	-	-	-	-	-
Provisional	-	-	-	-	-	-	-
Total	-	-	-	-	-	-	-
05400							
Polling	-	-	-	-	-	-	-
Absentee	-	-	-	-	-	-	-
Early Vote	-	-	-	-	-	-	-
Provisional	-	-	-	-	-	-	-
Total	-	-	-	-	-	-	-
05502							
Polling	-	-	-	-	-	-	-
Absentee	-	-	-	-	-	-	-
Early Vote	-	-	-	-	-	-	-
Provisional	-	-	-	-	-	-	-
Total	-	-	-	-	-	-	-
05700							
Polling	-	-	-	-	-	-	-
Absentee	-	-	-	-	-	-	-
Early Vote	-	-	-	-	-	-	-
Provisional	-	-	-	-	-	-	-
Total	-	-	-	-	-	-	-
05801							
Polling	-	-	-	-	-	-	-
Absentee	-	-	-	-	-	-	-
Early Vote	-	-	-	-	-	-	-
Provisional	-	-	-	-	-	-	-
Total	-	-	-	-	-	-	-
05804							
Polling	-	-	-	-	-	-	-
Absentee	-	-	-	-	-	-	-
Early Vote	-	-	-	-	-	-	-
Provisional	-	-	-	-	-	-	-
Total	-	-	-	-	-	-	-
05905							
Polling	-	-	-	-	-	-	-
Absentee	-	-	-	-	-	-	-

RETRIEVED FROM DEMOCRACYDOCKET.COM

Statement of Votes Cast
Shelby County, TN
State and Federal General Election _Municipal Elections
November 6, 2018
SOVC For Jurisdiction Wide, All Counters, All Races
Official Combined Results

	TN HOUSE OF REP DIST 90						
	Reg. Voters	Times Counted	Total Votes	John J. Deberry Jr.		Write-In Votes	
Early Vote	-	-	-	-	-	-	-
Provisional	-	-	-	-	-	-	-
Total	-	-	-	-	-	-	-
06003							
Polling	-	-	-	-	-	-	-
Absentee	-	-	-	-	-	-	-
Early Vote	-	-	-	-	-	-	-
Provisional	-	-	-	-	-	-	-
Total	-	-	-	-	-	-	-
06005							
Polling	-	-	-	-	-	-	-
Absentee	-	-	-	-	-	-	-
Early Vote	-	-	-	-	-	-	-
Provisional	-	-	-	-	-	-	-
Total	-	-	-	-	-	-	-
06006							
Polling	-	-	-	-	-	-	-
Absentee	-	-	-	-	-	-	-
Early Vote	-	-	-	-	-	-	-
Provisional	-	-	-	-	-	-	-
Total	-	-	-	-	-	-	-
06007							
Polling	-	-	-	-	-	-	-
Absentee	-	-	-	-	-	-	-
Early Vote	-	-	-	-	-	-	-
Provisional	-	-	-	-	-	-	-
Total	-	-	-	-	-	-	-
06009							
Polling	-	-	-	-	-	-	-
Absentee	-	-	-	-	-	-	-
Early Vote	-	-	-	-	-	-	-
Provisional	-	-	-	-	-	-	-
Total	-	-	-	-	-	-	-
06100							
Polling	6	1	1	1	100.00%	0	0.00%
Absentee	6	0	0	0	-	0	-
Early Vote	6	1	1	1	100.00%	0	0.00%
Provisional	6	0	0	0	-	0	-
Total	6	2	2	2	100.00%	0	0.00%
06200							
Polling	-	-	-	-	-	-	-
Absentee	-	-	-	-	-	-	-
Early Vote	-	-	-	-	-	-	-
Provisional	-	-	-	-	-	-	-
Total	-	-	-	-	-	-	-
06400							
Polling	-	-	-	-	-	-	-
Absentee	-	-	-	-	-	-	-
Early Vote	-	-	-	-	-	-	-
Provisional	-	-	-	-	-	-	-
Total	-	-	-	-	-	-	-
06600							
Polling	-	-	-	-	-	-	-
Absentee	-	-	-	-	-	-	-
Early Vote	-	-	-	-	-	-	-
Provisional	-	-	-	-	-	-	-
Total	-	-	-	-	-	-	-
06701							

RETRIEVED FROM DEMOCRACYDOCKET.COM

Statement of Votes Cast
Shelby County, TN
State and Federal General Election _Municipal Elections
November 6, 2018
SOVC For Jurisdiction Wide, All Counters, All Races
Official Combined Results

TN HOUSE OF REP DIST 90

	Reg. Voters	Times Counted	Total Votes	John J. Deberry Jr.		Write-In Votes	
Polling	-	-	-	-	-	-	-
Absentee	-	-	-	-	-	-	-
Early Vote	-	-	-	-	-	-	-
Provisional	-	-	-	-	-	-	-
Total	-	-	-	-	-	-	-
06703							
Polling	-	-	-	-	-	-	-
Absentee	-	-	-	-	-	-	-
Early Vote	-	-	-	-	-	-	-
Provisional	-	-	-	-	-	-	-
Total	-	-	-	-	-	-	-
06801							
Polling	-	-	-	-	-	-	-
Absentee	-	-	-	-	-	-	-
Early Vote	-	-	-	-	-	-	-
Provisional	-	-	-	-	-	-	-
Total	-	-	-	-	-	-	-
06803							
Polling	-	-	-	-	-	-	-
Absentee	-	-	-	-	-	-	-
Early Vote	-	-	-	-	-	-	-
Provisional	-	-	-	-	-	-	-
Total	-	-	-	-	-	-	-
06902							
Polling	-	-	-	-	-	-	-
Absentee	-	-	-	-	-	-	-
Early Vote	-	-	-	-	-	-	-
Provisional	-	-	-	-	-	-	-
Total	-	-	-	-	-	-	-
07001							
Polling	-	-	-	-	-	-	-
Absentee	-	-	-	-	-	-	-
Early Vote	-	-	-	-	-	-	-
Provisional	-	-	-	-	-	-	-
Total	-	-	-	-	-	-	-
07002							
Polling	-	-	-	-	-	-	-
Absentee	-	-	-	-	-	-	-
Early Vote	-	-	-	-	-	-	-
Provisional	-	-	-	-	-	-	-
Total	-	-	-	-	-	-	-
07104							
Polling	-	-	-	-	-	-	-
Absentee	-	-	-	-	-	-	-
Early Vote	-	-	-	-	-	-	-
Provisional	-	-	-	-	-	-	-
Total	-	-	-	-	-	-	-
07203							
Polling	-	-	-	-	-	-	-
Absentee	-	-	-	-	-	-	-
Early Vote	-	-	-	-	-	-	-
Provisional	-	-	-	-	-	-	-
Total	-	-	-	-	-	-	-
07207							
Polling	2702	451	386	384	99.48%	2	0.52%
Absentee	2702	7	3	3	100.00%	0	0.00%
Early Vote	2702	791	674	668	99.11%	6	0.89%
Provisional	2702	3	2	2	100.00%	0	0.00%

RETRIEVED FROM DEMOCRACYDOCKET.COM

Statement of Votes Cast
Shelby County, TN
State and Federal General Election _Municipal Elections
November 6, 2018
SOVC For Jurisdiction Wide, All Counters, All Races
Official Combined Results

TN HOUSE OF REP DIST 90

	Reg. Voters	Times Counted	Total Votes	John J. Deberry Jr.		Write-In Votes	
Total	2702	1252	1065	1057	99.25%	8	0.75%
07301							
Polling	-	-	-	-	-	-	-
Absentee	-	-	-	-	-	-	-
Early Vote	-	-	-	-	-	-	-
Provisional	-	-	-	-	-	-	-
Total	-	-	-	-	-	-	-
07303							
Polling	-	-	-	-	-	-	-
Absentee	-	-	-	-	-	-	-
Early Vote	-	-	-	-	-	-	-
Provisional	-	-	-	-	-	-	-
Total	-	-	-	-	-	-	-
07401							
Polling	-	-	-	-	-	-	-
Absentee	-	-	-	-	-	-	-
Early Vote	-	-	-	-	-	-	-
Provisional	-	-	-	-	-	-	-
Total	-	-	-	-	-	-	-
07402							
Polling	-	-	-	-	-	-	-
Absentee	-	-	-	-	-	-	-
Early Vote	-	-	-	-	-	-	-
Provisional	-	-	-	-	-	-	-
Total	-	-	-	-	-	-	-
07405							
Polling	-	-	-	-	-	-	-
Absentee	-	-	-	-	-	-	-
Early Vote	-	-	-	-	-	-	-
Provisional	-	-	-	-	-	-	-
Total	-	-	-	-	-	-	-
07409							
Polling	-	-	-	-	-	-	-
Absentee	-	-	-	-	-	-	-
Early Vote	-	-	-	-	-	-	-
Provisional	-	-	-	-	-	-	-
Total	-	-	-	-	-	-	-
07501							
Polling	-	-	-	-	-	-	-
Absentee	-	-	-	-	-	-	-
Early Vote	-	-	-	-	-	-	-
Provisional	-	-	-	-	-	-	-
Total	-	-	-	-	-	-	-
07506							
Polling	-	-	-	-	-	-	-
Absentee	-	-	-	-	-	-	-
Early Vote	-	-	-	-	-	-	-
Provisional	-	-	-	-	-	-	-
Total	-	-	-	-	-	-	-
07507							
Polling	-	-	-	-	-	-	-
Absentee	-	-	-	-	-	-	-
Early Vote	-	-	-	-	-	-	-
Provisional	-	-	-	-	-	-	-
Total	-	-	-	-	-	-	-
07511							
Polling	-	-	-	-	-	-	-
Absentee	-	-	-	-	-	-	-

RETRIEVED FROM DEMOCRACYDOCKET.COM

Statement of Votes Cast
Shelby County, TN
State and Federal General Election _Municipal Elections
November 6, 2018
SOVC For Jurisdiction Wide, All Counters, All Races
Official Combined Results

	TN HOUSE OF REP DIST 90					
	Reg. Voters	Times Counted	Total Votes	John J. Deberry Jr.	Write-In Votes	
Early Vote	-	-	-	-	-	-
Provisional	-	-	-	-	-	-
Total	-	-	-	-	-	-
07604						
Polling	-	-	-	-	-	-
Absentee	-	-	-	-	-	-
Early Vote	-	-	-	-	-	-
Provisional	-	-	-	-	-	-
Total	-	-	-	-	-	-
07605						
Polling	-	-	-	-	-	-
Absentee	-	-	-	-	-	-
Early Vote	-	-	-	-	-	-
Provisional	-	-	-	-	-	-
Total	-	-	-	-	-	-
07606						
Polling	-	-	-	-	-	-
Absentee	-	-	-	-	-	-
Early Vote	-	-	-	-	-	-
Provisional	-	-	-	-	-	-
Total	-	-	-	-	-	-
07701						
Polling	-	-	-	-	-	-
Absentee	-	-	-	-	-	-
Early Vote	-	-	-	-	-	-
Provisional	-	-	-	-	-	-
Total	-	-	-	-	-	-
07703						
Polling	-	-	-	-	-	-
Absentee	-	-	-	-	-	-
Early Vote	-	-	-	-	-	-
Provisional	-	-	-	-	-	-
Total	-	-	-	-	-	-
07803						
Polling	-	-	-	-	-	-
Absentee	-	-	-	-	-	-
Early Vote	-	-	-	-	-	-
Provisional	-	-	-	-	-	-
Total	-	-	-	-	-	-
07901						
Polling	-	-	-	-	-	-
Absentee	-	-	-	-	-	-
Early Vote	-	-	-	-	-	-
Provisional	-	-	-	-	-	-
Total	-	-	-	-	-	-
07902						
Polling	-	-	-	-	-	-
Absentee	-	-	-	-	-	-
Early Vote	-	-	-	-	-	-
Provisional	-	-	-	-	-	-
Total	-	-	-	-	-	-
07903						
Polling	-	-	-	-	-	-
Absentee	-	-	-	-	-	-
Early Vote	-	-	-	-	-	-
Provisional	-	-	-	-	-	-
Total	-	-	-	-	-	-
07907						

RETRIEVED FROM DEMOCRACYDOCKET.COM

Statement of Votes Cast
Shelby County, TN
State and Federal General Election _Municipal Elections
November 6, 2018
SOVC For Jurisdiction Wide, All Counters, All Races
Official Combined Results

	TN HOUSE OF REP DIST 90					
	Reg. Voters	Times Counted	Total Votes	John J. Deberry Jr.		Write-In Votes
Polling	-	-	-	-	-	-
Absentee	-	-	-	-	-	-
Early Vote	-	-	-	-	-	-
Provisional	-	-	-	-	-	-
Total	-	-	-	-	-	-
08002						
Polling	-	-	-	-	-	-
Absentee	-	-	-	-	-	-
Early Vote	-	-	-	-	-	-
Provisional	-	-	-	-	-	-
Total	-	-	-	-	-	-
08101						
Polling	-	-	-	-	-	-
Absentee	-	-	-	-	-	-
Early Vote	-	-	-	-	-	-
Provisional	-	-	-	-	-	-
Total	-	-	-	-	-	-
08103						
Polling	-	-	-	-	-	-
Absentee	-	-	-	-	-	-
Early Vote	-	-	-	-	-	-
Provisional	-	-	-	-	-	-
Total	-	-	-	-	-	-
08105						
Polling	-	-	-	-	-	-
Absentee	-	-	-	-	-	-
Early Vote	-	-	-	-	-	-
Provisional	-	-	-	-	-	-
Total	-	-	-	-	-	-
08107						
Polling	-	-	-	-	-	-
Absentee	-	-	-	-	-	-
Early Vote	-	-	-	-	-	-
Provisional	-	-	-	-	-	-
Total	-	-	-	-	-	-
08202						
Polling	-	-	-	-	-	-
Absentee	-	-	-	-	-	-
Early Vote	-	-	-	-	-	-
Provisional	-	-	-	-	-	-
Total	-	-	-	-	-	-
08300						
Polling	-	-	-	-	-	-
Absentee	-	-	-	-	-	-
Early Vote	-	-	-	-	-	-
Provisional	-	-	-	-	-	-
Total	-	-	-	-	-	-
08402						
Polling	-	-	-	-	-	-
Absentee	-	-	-	-	-	-
Early Vote	-	-	-	-	-	-
Provisional	-	-	-	-	-	-
Total	-	-	-	-	-	-
08600						
Polling	-	-	-	-	-	-
Absentee	-	-	-	-	-	-
Early Vote	-	-	-	-	-	-
Provisional	-	-	-	-	-	-

RETRIEVED FROM DEMOCRACYDOCKET.COM

Statement of Votes Cast
Shelby County, TN
State and Federal General Election _Municipal Elections
November 6, 2018
SOVC For Jurisdiction Wide, All Counters, All Races
Official Combined Results

	TN HOUSE OF REP DIST 90					
	Reg. Voters	Times Counted	Total Votes	John J. Deberry Jr.	Write-In Votes	
Total	-	-	-	-	-	-
08702						
Polling	-	-	-	-	-	-
Absentee	-	-	-	-	-	-
Early Vote	-	-	-	-	-	-
Provisional	-	-	-	-	-	-
Total	-	-	-	-	-	-
08703						
Polling	-	-	-	-	-	-
Absentee	-	-	-	-	-	-
Early Vote	-	-	-	-	-	-
Provisional	-	-	-	-	-	-
Total	-	-	-	-	-	-
08704						
Polling	-	-	-	-	-	-
Absentee	-	-	-	-	-	-
Early Vote	-	-	-	-	-	-
Provisional	-	-	-	-	-	-
Total	-	-	-	-	-	-
08802						
Polling	-	-	-	-	-	-
Absentee	-	-	-	-	-	-
Early Vote	-	-	-	-	-	-
Provisional	-	-	-	-	-	-
Total	-	-	-	-	-	-
08803						
Polling	-	-	-	-	-	-
Absentee	-	-	-	-	-	-
Early Vote	-	-	-	-	-	-
Provisional	-	-	-	-	-	-
Total	-	-	-	-	-	-
08804						
Polling	-	-	-	-	-	-
Absentee	-	-	-	-	-	-
Early Vote	-	-	-	-	-	-
Provisional	-	-	-	-	-	-
Total	-	-	-	-	-	-
08901						
Polling	-	-	-	-	-	-
Absentee	-	-	-	-	-	-
Early Vote	-	-	-	-	-	-
Provisional	-	-	-	-	-	-
Total	-	-	-	-	-	-
08902						
Polling	-	-	-	-	-	-
Absentee	-	-	-	-	-	-
Early Vote	-	-	-	-	-	-
Provisional	-	-	-	-	-	-
Total	-	-	-	-	-	-
09002						
Polling	-	-	-	-	-	-
Absentee	-	-	-	-	-	-
Early Vote	-	-	-	-	-	-
Provisional	-	-	-	-	-	-
Total	-	-	-	-	-	-
09003						
Polling	-	-	-	-	-	-
Absentee	-	-	-	-	-	-

RETRIEVED FROM DEMOCRACYDOCKET.COM

Statement of Votes Cast
Shelby County, TN
State and Federal General Election _Municipal Elections
November 6, 2018
SOVC For Jurisdiction Wide, All Counters, All Races
Official Combined Results

	TN HOUSE OF REP DIST 90					
	Reg. Voters	Times Counted	Total Votes	John J. Deberry Jr.	Write-In Votes	
Early Vote	-	-	-	-	-	-
Provisional	-	-	-	-	-	-
Total	-	-	-	-	-	-
09101						
Polling	-	-	-	-	-	-
Absentee	-	-	-	-	-	-
Early Vote	-	-	-	-	-	-
Provisional	-	-	-	-	-	-
Total	-	-	-	-	-	-
09102						
Polling	-	-	-	-	-	-
Absentee	-	-	-	-	-	-
Early Vote	-	-	-	-	-	-
Provisional	-	-	-	-	-	-
Total	-	-	-	-	-	-
09104						
Polling	-	-	-	-	-	-
Absentee	-	-	-	-	-	-
Early Vote	-	-	-	-	-	-
Provisional	-	-	-	-	-	-
Total	-	-	-	-	-	-
09201						
Polling	-	-	-	-	-	-
Absentee	-	-	-	-	-	-
Early Vote	-	-	-	-	-	-
Provisional	-	-	-	-	-	-
Total	-	-	-	-	-	-
09301						
Polling	-	-	-	-	-	-
Absentee	-	-	-	-	-	-
Early Vote	-	-	-	-	-	-
Provisional	-	-	-	-	-	-
Total	-	-	-	-	-	-
09303						
Polling	-	-	-	-	-	-
Absentee	-	-	-	-	-	-
Early Vote	-	-	-	-	-	-
Provisional	-	-	-	-	-	-
Total	-	-	-	-	-	-
09403						
Polling	-	-	-	-	-	-
Absentee	-	-	-	-	-	-
Early Vote	-	-	-	-	-	-
Provisional	-	-	-	-	-	-
Total	-	-	-	-	-	-
09406						
Polling	-	-	-	-	-	-
Absentee	-	-	-	-	-	-
Early Vote	-	-	-	-	-	-
Provisional	-	-	-	-	-	-
Total	-	-	-	-	-	-
09407						
Polling	-	-	-	-	-	-
Absentee	-	-	-	-	-	-
Early Vote	-	-	-	-	-	-
Provisional	-	-	-	-	-	-
Total	-	-	-	-	-	-
09408						

RETRIEVED FROM DEMOCRACYDOCKET.COM

Statement of Votes Cast
Shelby County, TN
State and Federal General Election _Municipal Elections
November 6, 2018
SOVC For Jurisdiction Wide, All Counters, All Races
Official Combined Results

	TN HOUSE OF REP DIST 90				
	Reg. Voters	Times Counted	Total Votes	John J. Deberry Jr.	Write-In Votes
Polling	-	-	-	-	-
Absentee	-	-	-	-	-
Early Vote	-	-	-	-	-
Provisional	-	-	-	-	-
Total	-	-	-	-	-
09501					
Polling	-	-	-	-	-
Absentee	-	-	-	-	-
Early Vote	-	-	-	-	-
Provisional	-	-	-	-	-
Total	-	-	-	-	-
09505					
Polling	-	-	-	-	-
Absentee	-	-	-	-	-
Early Vote	-	-	-	-	-
Provisional	-	-	-	-	-
Total	-	-	-	-	-
09506					
Polling	-	-	-	-	-
Absentee	-	-	-	-	-
Early Vote	-	-	-	-	-
Provisional	-	-	-	-	-
Total	-	-	-	-	-
09507					
Polling	-	-	-	-	-
Absentee	-	-	-	-	-
Early Vote	-	-	-	-	-
Provisional	-	-	-	-	-
Total	-	-	-	-	-
09508					
Polling	-	-	-	-	-
Absentee	-	-	-	-	-
Early Vote	-	-	-	-	-
Provisional	-	-	-	-	-
Total	-	-	-	-	-
09601					
Polling	-	-	-	-	-
Absentee	-	-	-	-	-
Early Vote	-	-	-	-	-
Provisional	-	-	-	-	-
Total	-	-	-	-	-
09602					
Polling	-	-	-	-	-
Absentee	-	-	-	-	-
Early Vote	-	-	-	-	-
Provisional	-	-	-	-	-
Total	-	-	-	-	-
ARL01					
Polling	-	-	-	-	-
Absentee	-	-	-	-	-
Early Vote	-	-	-	-	-
Provisional	-	-	-	-	-
Total	-	-	-	-	-
ARL02					
Polling	-	-	-	-	-
Absentee	-	-	-	-	-
Early Vote	-	-	-	-	-
Provisional	-	-	-	-	-

RETRIEVED FROM DEMOCRACYDOCKET.COM

Statement of Votes Cast
Shelby County, TN
State and Federal General Election _Municipal Elections
November 6, 2018
SOVC For Jurisdiction Wide, All Counters, All Races
Official Combined Results

	TN HOUSE OF REP DIST 90					
	Reg. Voters	Times Counted	Total Votes	John J. Deberry Jr.	Write-In Votes	
Total	-	-	-	-	-	-
BAR03						
Polling	-	-	-	-	-	-
Absentee	-	-	-	-	-	-
Early Vote	-	-	-	-	-	-
Provisional	-	-	-	-	-	-
Total	-	-	-	-	-	-
BAR04						
Polling	-	-	-	-	-	-
Absentee	-	-	-	-	-	-
Early Vote	-	-	-	-	-	-
Provisional	-	-	-	-	-	-
Total	-	-	-	-	-	-
BAR05						
Polling	-	-	-	-	-	-
Absentee	-	-	-	-	-	-
Early Vote	-	-	-	-	-	-
Provisional	-	-	-	-	-	-
Total	-	-	-	-	-	-
BAR06						
Polling	-	-	-	-	-	-
Absentee	-	-	-	-	-	-
Early Vote	-	-	-	-	-	-
Provisional	-	-	-	-	-	-
Total	-	-	-	-	-	-
BAR08						
Polling	-	-	-	-	-	-
Absentee	-	-	-	-	-	-
Early Vote	-	-	-	-	-	-
Provisional	-	-	-	-	-	-
Total	-	-	-	-	-	-
BAR09						
Polling	-	-	-	-	-	-
Absentee	-	-	-	-	-	-
Early Vote	-	-	-	-	-	-
Provisional	-	-	-	-	-	-
Total	-	-	-	-	-	-
BAR11						
Polling	-	-	-	-	-	-
Absentee	-	-	-	-	-	-
Early Vote	-	-	-	-	-	-
Provisional	-	-	-	-	-	-
Total	-	-	-	-	-	-
BAR13						
Polling	-	-	-	-	-	-
Absentee	-	-	-	-	-	-
Early Vote	-	-	-	-	-	-
Provisional	-	-	-	-	-	-
Total	-	-	-	-	-	-
BRU01						
Polling	-	-	-	-	-	-
Absentee	-	-	-	-	-	-
Early Vote	-	-	-	-	-	-
Provisional	-	-	-	-	-	-
Total	-	-	-	-	-	-
BRU02						
Polling	-	-	-	-	-	-
Absentee	-	-	-	-	-	-

RETRIEVED FROM DEMOCRACYDOCKET.COM

Statement of Votes Cast
Shelby County, TN
State and Federal General Election _Municipal Elections
November 6, 2018
SOVC For Jurisdiction Wide, All Counters, All Races
Official Combined Results

	TN HOUSE OF REP DIST 90					
	Reg. Voters	Times Counted	Total Votes	John J. Deberry Jr.	Write-In Votes	
Early Vote	-	-	-	-	-	-
Provisional	-	-	-	-	-	-
Total	-	-	-	-	-	-
COL01						
Polling	-	-	-	-	-	-
Absentee	-	-	-	-	-	-
Early Vote	-	-	-	-	-	-
Provisional	-	-	-	-	-	-
Total	-	-	-	-	-	-
COL02						
Polling	-	-	-	-	-	-
Absentee	-	-	-	-	-	-
Early Vote	-	-	-	-	-	-
Provisional	-	-	-	-	-	-
Total	-	-	-	-	-	-
COL03						
Polling	-	-	-	-	-	-
Absentee	-	-	-	-	-	-
Early Vote	-	-	-	-	-	-
Provisional	-	-	-	-	-	-
Total	-	-	-	-	-	-
COL04						
Polling	-	-	-	-	-	-
Absentee	-	-	-	-	-	-
Early Vote	-	-	-	-	-	-
Provisional	-	-	-	-	-	-
Total	-	-	-	-	-	-
COL05						
Polling	-	-	-	-	-	-
Absentee	-	-	-	-	-	-
Early Vote	-	-	-	-	-	-
Provisional	-	-	-	-	-	-
Total	-	-	-	-	-	-
COL06						
Polling	-	-	-	-	-	-
Absentee	-	-	-	-	-	-
Early Vote	-	-	-	-	-	-
Provisional	-	-	-	-	-	-
Total	-	-	-	-	-	-
COL07						
Polling	-	-	-	-	-	-
Absentee	-	-	-	-	-	-
Early Vote	-	-	-	-	-	-
Provisional	-	-	-	-	-	-
Total	-	-	-	-	-	-
COL08						
Polling	-	-	-	-	-	-
Absentee	-	-	-	-	-	-
Early Vote	-	-	-	-	-	-
Provisional	-	-	-	-	-	-
Total	-	-	-	-	-	-
COL09						
Polling	-	-	-	-	-	-
Absentee	-	-	-	-	-	-
Early Vote	-	-	-	-	-	-
Provisional	-	-	-	-	-	-
Total	-	-	-	-	-	-
COR03						

RETRIEVED FROM DEMOCRACYDOCKET.COM

Statement of Votes Cast
Shelby County, TN
State and Federal General Election _Municipal Elections
November 6, 2018
SOVC For Jurisdiction Wide, All Counters, All Races
Official Combined Results

	TN HOUSE OF REP DIST 90					
	Reg. Voters	Times Counted	Total Votes	John J. Deberry Jr.		Write-In Votes
Polling	-	-	-	-	-	-
Absentee	-	-	-	-	-	-
Early Vote	-	-	-	-	-	-
Provisional	-	-	-	-	-	-
Total	-	-	-	-	-	-
COR04						
Polling	-	-	-	-	-	-
Absentee	-	-	-	-	-	-
Early Vote	-	-	-	-	-	-
Provisional	-	-	-	-	-	-
Total	-	-	-	-	-	-
COR05						
Polling	-	-	-	-	-	-
Absentee	-	-	-	-	-	-
Early Vote	-	-	-	-	-	-
Provisional	-	-	-	-	-	-
Total	-	-	-	-	-	-
EAD00						
Polling	-	-	-	-	-	-
Absentee	-	-	-	-	-	-
Early Vote	-	-	-	-	-	-
Provisional	-	-	-	-	-	-
Total	-	-	-	-	-	-
FOR01						
Polling	-	-	-	-	-	-
Absentee	-	-	-	-	-	-
Early Vote	-	-	-	-	-	-
Provisional	-	-	-	-	-	-
Total	-	-	-	-	-	-
FOR02						
Polling	-	-	-	-	-	-
Absentee	-	-	-	-	-	-
Early Vote	-	-	-	-	-	-
Provisional	-	-	-	-	-	-
Total	-	-	-	-	-	-
FOR03						
Polling	-	-	-	-	-	-
Absentee	-	-	-	-	-	-
Early Vote	-	-	-	-	-	-
Provisional	-	-	-	-	-	-
Total	-	-	-	-	-	-
GER02						
Polling	-	-	-	-	-	-
Absentee	-	-	-	-	-	-
Early Vote	-	-	-	-	-	-
Provisional	-	-	-	-	-	-
Total	-	-	-	-	-	-
GER03						
Polling	-	-	-	-	-	-
Absentee	-	-	-	-	-	-
Early Vote	-	-	-	-	-	-
Provisional	-	-	-	-	-	-
Total	-	-	-	-	-	-
GER04						
Polling	-	-	-	-	-	-
Absentee	-	-	-	-	-	-
Early Vote	-	-	-	-	-	-
Provisional	-	-	-	-	-	-

RETRIEVED FROM DEMOCRACYDOCKET.COM

Statement of Votes Cast
Shelby County, TN
State and Federal General Election _Municipal Elections
November 6, 2018
SOVC For Jurisdiction Wide, All Counters, All Races
Official Combined Results

	TN HOUSE OF REP DIST 90					
	Reg. Voters	Times Counted	Total Votes	John J. Deberry Jr.	Write-In Votes	
Total	-	-	-	-	-	-
GER05						
Polling	-	-	-	-	-	-
Absentee	-	-	-	-	-	-
Early Vote	-	-	-	-	-	-
Provisional	-	-	-	-	-	-
Total	-	-	-	-	-	-
GER06						
Polling	-	-	-	-	-	-
Absentee	-	-	-	-	-	-
Early Vote	-	-	-	-	-	-
Provisional	-	-	-	-	-	-
Total	-	-	-	-	-	-
GER08						
Polling	-	-	-	-	-	-
Absentee	-	-	-	-	-	-
Early Vote	-	-	-	-	-	-
Provisional	-	-	-	-	-	-
Total	-	-	-	-	-	-
GER10						
Polling	-	-	-	-	-	-
Absentee	-	-	-	-	-	-
Early Vote	-	-	-	-	-	-
Provisional	-	-	-	-	-	-
Total	-	-	-	-	-	-
GER11						
Polling	-	-	-	-	-	-
Absentee	-	-	-	-	-	-
Early Vote	-	-	-	-	-	-
Provisional	-	-	-	-	-	-
Total	-	-	-	-	-	-
GER12						
Polling	-	-	-	-	-	-
Absentee	-	-	-	-	-	-
Early Vote	-	-	-	-	-	-
Provisional	-	-	-	-	-	-
Total	-	-	-	-	-	-
LAK01						
Polling	-	-	-	-	-	-
Absentee	-	-	-	-	-	-
Early Vote	-	-	-	-	-	-
Provisional	-	-	-	-	-	-
Total	-	-	-	-	-	-
LAK02						
Polling	-	-	-	-	-	-
Absentee	-	-	-	-	-	-
Early Vote	-	-	-	-	-	-
Provisional	-	-	-	-	-	-
Total	-	-	-	-	-	-
LUC01						
Polling	-	-	-	-	-	-
Absentee	-	-	-	-	-	-
Early Vote	-	-	-	-	-	-
Provisional	-	-	-	-	-	-
Total	-	-	-	-	-	-
LUC03						
Polling	-	-	-	-	-	-
Absentee	-	-	-	-	-	-

RETRIEVED FROM DEMOCRACYDOCKET.COM

Statement of Votes Cast
Shelby County, TN
State and Federal General Election _Municipal Elections
November 6, 2018
SOVC For Jurisdiction Wide, All Counters, All Races
Official Combined Results

	TN HOUSE OF REP DIST 90					
	Reg. Voters	Times Counted	Total Votes	John J. Deberry Jr.	Write-In Votes	
Early Vote	-	-	-	-	-	-
Provisional	-	-	-	-	-	-
Total	-	-	-	-	-	-
MCC00						
Polling	-	-	-	-	-	-
Absentee	-	-	-	-	-	-
Early Vote	-	-	-	-	-	-
Provisional	-	-	-	-	-	-
Total	-	-	-	-	-	-
MIL01						
Polling	-	-	-	-	-	-
Absentee	-	-	-	-	-	-
Early Vote	-	-	-	-	-	-
Provisional	-	-	-	-	-	-
Total	-	-	-	-	-	-
MIL02						
Polling	-	-	-	-	-	-
Absentee	-	-	-	-	-	-
Early Vote	-	-	-	-	-	-
Provisional	-	-	-	-	-	-
Total	-	-	-	-	-	-
MOR01						
Polling	-	-	-	-	-	-
Absentee	-	-	-	-	-	-
Early Vote	-	-	-	-	-	-
Provisional	-	-	-	-	-	-
Total	-	-	-	-	-	-
MOR02						
Polling	-	-	-	-	-	-
Absentee	-	-	-	-	-	-
Early Vote	-	-	-	-	-	-
Provisional	-	-	-	-	-	-
Total	-	-	-	-	-	-
ROS05						
Polling	-	-	-	-	-	-
Absentee	-	-	-	-	-	-
Early Vote	-	-	-	-	-	-
Provisional	-	-	-	-	-	-
Total	-	-	-	-	-	-
ROS13						
Polling	-	-	-	-	-	-
Absentee	-	-	-	-	-	-
Early Vote	-	-	-	-	-	-
Provisional	-	-	-	-	-	-
Total	-	-	-	-	-	-
ROS14						
Polling	-	-	-	-	-	-
Absentee	-	-	-	-	-	-
Early Vote	-	-	-	-	-	-
Provisional	-	-	-	-	-	-
Total	-	-	-	-	-	-
ROS15						
Polling	-	-	-	-	-	-
Absentee	-	-	-	-	-	-
Early Vote	-	-	-	-	-	-
Provisional	-	-	-	-	-	-
Total	-	-	-	-	-	-
ROS16						

RETRIEVED FROM DEMOCRACYDOCKET.COM

Statement of Votes Cast
Shelby County, TN
State and Federal General Election _Municipal Elections
November 6, 2018
SOVC For Jurisdiction Wide, All Counters, All Races
Official Combined Results

	TN HOUSE OF REP DIST 90						
	Reg. Voters	Times Counted	Total Votes	John J. Deberry Jr.		Write-In Votes	
Polling	-	-	-	-	-	-	-
Absentee	-	-	-	-	-	-	-
Early Vote	-	-	-	-	-	-	-
Provisional	-	-	-	-	-	-	-
Total	-	-	-	-	-	-	-
STE00							
Polling	-	-	-	-	-	-	-
Absentee	-	-	-	-	-	-	-
Early Vote	-	-	-	-	-	-	-
Provisional	-	-	-	-	-	-	-
Total	-	-	-	-	-	-	-
Total							
Polling	39210	6962	5833	5682	97.41%	151	2.59%
Absentee	39210	332	279	269	96.42%	10	3.58%
Early Vote	39210	11157	9148	8780	95.98%	368	4.02%
Provisional	39210	84	65	64	98.46%	1	1.54%
Total	39210	18535	15325	14795	96.54%	530	3.46%

RETRIEVED FROM DEMOCRACYDOCKET.COM

Statement of Votes Cast
Shelby County, TN
State and Federal General Election _Municipal Elections
November 6, 2018
SOVC For Jurisdiction Wide, All Counters, All Races
Official Combined Results

	TN HOUSE OF REP DIST 91					
	Reg. Voters	Times Counted	Total Votes	London P. Lamar	Write-In Votes	
Jurisdiction Wide						
00100						
Polling	-	-	-	-	-	-
Absentee	-	-	-	-	-	-
Early Vote	-	-	-	-	-	-
Provisional	-	-	-	-	-	-
Total	-	-	-	-	-	-
00200						
Polling	-	-	-	-	-	-
Absentee	-	-	-	-	-	-
Early Vote	-	-	-	-	-	-
Provisional	-	-	-	-	-	-
Total	-	-	-	-	-	-
01100						
Polling	-	-	-	-	-	-
Absentee	-	-	-	-	-	-
Early Vote	-	-	-	-	-	-
Provisional	-	-	-	-	-	-
Total	-	-	-	-	-	-
01200						
Polling	-	-	-	-	-	-
Absentee	-	-	-	-	-	-
Early Vote	-	-	-	-	-	-
Provisional	-	-	-	-	-	-
Total	-	-	-	-	-	-
01300						
Polling	-	-	-	-	-	-
Absentee	-	-	-	-	-	-
Early Vote	-	-	-	-	-	-
Provisional	-	-	-	-	-	-
Total	-	-	-	-	-	-
01601						
Polling	-	-	-	-	-	-
Absentee	-	-	-	-	-	-
Early Vote	-	-	-	-	-	-
Provisional	-	-	-	-	-	-
Total	-	-	-	-	-	-
01603						
Polling	-	-	-	-	-	-
Absentee	-	-	-	-	-	-
Early Vote	-	-	-	-	-	-
Provisional	-	-	-	-	-	-
Total	-	-	-	-	-	-
01700						
Polling	-	-	-	-	-	-
Absentee	-	-	-	-	-	-
Early Vote	-	-	-	-	-	-
Provisional	-	-	-	-	-	-
Total	-	-	-	-	-	-
02001						
Polling	-	-	-	-	-	-
Absentee	-	-	-	-	-	-
Early Vote	-	-	-	-	-	-
Provisional	-	-	-	-	-	-
Total	-	-	-	-	-	-
02003						
Polling	-	-	-	-	-	-
Absentee	-	-	-	-	-	-

RETRIEVED FROM DEMOCRACYDOCKET.COM

Statement of Votes Cast
Shelby County, TN
State and Federal General Election _Municipal Elections
November 6, 2018
SOVC For Jurisdiction Wide, All Counters, All Races
Official Combined Results

TN HOUSE OF REP DIST 91

	Reg. Voters	Times Counted	Total Votes	London P. Lamar		Write-In Votes	
Early Vote	-	-	-	-	-	-	-
Provisional	-	-	-	-	-	-	-
Total	-	-	-	-	-	-	-
02100							
Polling	-	-	-	-	-	-	-
Absentee	-	-	-	-	-	-	-
Early Vote	-	-	-	-	-	-	-
Provisional	-	-	-	-	-	-	-
Total	-	-	-	-	-	-	-
02600							
Polling	122	14	13	13	100.00%	0	0.00%
Absentee	122	0	0	0	-	0	-
Early Vote	122	26	22	22	100.00%	0	0.00%
Provisional	122	0	0	0	-	0	-
Total	122	40	35	35	100.00%	0	0.00%
02800							
Polling	709	149	115	110	95.65%	5	4.35%
Absentee	709	8	5	5	100.00%	0	0.00%
Early Vote	709	273	213	211	99.06%	2	0.94%
Provisional	709	0	0	0	-	0	-
Total	709	430	333	326	97.90%	7	2.10%
03102							
Polling	998	188	164	159	96.95%	5	3.05%
Absentee	998	8	7	7	100.00%	0	0.00%
Early Vote	998	372	332	326	98.19%	6	1.81%
Provisional	998	1	1	1	100.00%	0	0.00%
Total	998	569	504	493	97.82%	11	2.18%
03104							
Polling	2378	353	301	297	98.67%	4	1.33%
Absentee	2378	15	14	14	100.00%	0	0.00%
Early Vote	2378	804	706	704	99.72%	2	0.28%
Provisional	2378	3	1	1	100.00%	0	0.00%
Total	2378	1175	1022	1016	99.41%	6	0.59%
03300							
Polling	-	-	-	-	-	-	-
Absentee	-	-	-	-	-	-	-
Early Vote	-	-	-	-	-	-	-
Provisional	-	-	-	-	-	-	-
Total	-	-	-	-	-	-	-
03402							
Polling	-	-	-	-	-	-	-
Absentee	-	-	-	-	-	-	-
Early Vote	-	-	-	-	-	-	-
Provisional	-	-	-	-	-	-	-
Total	-	-	-	-	-	-	-
03601							
Polling	-	-	-	-	-	-	-
Absentee	-	-	-	-	-	-	-
Early Vote	-	-	-	-	-	-	-
Provisional	-	-	-	-	-	-	-
Total	-	-	-	-	-	-	-
03602							
Polling	-	-	-	-	-	-	-
Absentee	-	-	-	-	-	-	-
Early Vote	-	-	-	-	-	-	-
Provisional	-	-	-	-	-	-	-
Total	-	-	-	-	-	-	-
03700							

RETRIEVED FROM DEMOCRACYDOCKET.COM

Statement of Votes Cast
Shelby County, TN
State and Federal General Election _Municipal Elections
November 6, 2018
SOVC For Jurisdiction Wide, All Counters, All Races
Official Combined Results

TN HOUSE OF REP DIST 91

	Reg. Voters	Times Counted	Total Votes	London P. Lamar		Write-In Votes	
Polling	-	-	-	-	-	-	-
Absentee	-	-	-	-	-	-	-
Early Vote	-	-	-	-	-	-	-
Provisional	-	-	-	-	-	-	-
Total	-	-	-	-	-	-	-
04103							
Polling	-	-	-	-	-	-	-
Absentee	-	-	-	-	-	-	-
Early Vote	-	-	-	-	-	-	-
Provisional	-	-	-	-	-	-	-
Total	-	-	-	-	-	-	-
04201							
Polling	-	-	-	-	-	-	-
Absentee	-	-	-	-	-	-	-
Early Vote	-	-	-	-	-	-	-
Provisional	-	-	-	-	-	-	-
Total	-	-	-	-	-	-	-
04401							
Polling	1862	361	200	187	93.50%	13	6.50%
Absentee	1862	24	15	14	93.33%	1	6.67%
Early Vote	1862	836	483	464	96.07%	19	3.93%
Provisional	1862	0	0	0	-	0	-
Total	1862	1221	698	665	95.27%	33	4.73%
04405							
Polling	-	-	-	-	-	-	-
Absentee	-	-	-	-	-	-	-
Early Vote	-	-	-	-	-	-	-
Provisional	-	-	-	-	-	-	-
Total	-	-	-	-	-	-	-
04502							
Polling	-	-	-	-	-	-	-
Absentee	-	-	-	-	-	-	-
Early Vote	-	-	-	-	-	-	-
Provisional	-	-	-	-	-	-	-
Total	-	-	-	-	-	-	-
04504							
Polling	-	-	-	-	-	-	-
Absentee	-	-	-	-	-	-	-
Early Vote	-	-	-	-	-	-	-
Provisional	-	-	-	-	-	-	-
Total	-	-	-	-	-	-	-
04602							
Polling	998	275	159	150	94.34%	9	5.66%
Absentee	998	4	2	2	100.00%	0	0.00%
Early Vote	998	343	194	182	93.81%	12	6.19%
Provisional	998	0	0	0	-	0	-
Total	998	622	355	334	94.08%	21	5.92%
04700							
Polling	1366	257	222	222	100.00%	0	0.00%
Absentee	1366	3	2	2	100.00%	0	0.00%
Early Vote	1366	307	253	253	100.00%	0	0.00%
Provisional	1366	0	0	0	-	0	-
Total	1366	567	477	477	100.00%	0	0.00%
04900							
Polling	2322	470	408	408	100.00%	0	0.00%
Absentee	2322	11	10	10	100.00%	0	0.00%
Early Vote	2322	598	514	514	100.00%	0	0.00%
Provisional	2322	3	3	3	100.00%	0	0.00%

RETRIEVED FROM DEMOCRACYDOCKET.COM

Statement of Votes Cast
Shelby County, TN
State and Federal General Election _Municipal Elections
November 6, 2018
SOVC For Jurisdiction Wide, All Counters, All Races
Official Combined Results

TN HOUSE OF REP DIST 91

	Reg. Voters	Times Counted	Total Votes	London P. Lamar		Write-In Votes	
Total	2322	1082	935	935	100.00%	0	0.00%
05001							
Polling	-	-	-	-	-	-	-
Absentee	-	-	-	-	-	-	-
Early Vote	-	-	-	-	-	-	-
Provisional	-	-	-	-	-	-	-
Total	-	-	-	-	-	-	-
05002							
Polling	-	-	-	-	-	-	-
Absentee	-	-	-	-	-	-	-
Early Vote	-	-	-	-	-	-	-
Provisional	-	-	-	-	-	-	-
Total	-	-	-	-	-	-	-
05201							
Polling	-	-	-	-	-	-	-
Absentee	-	-	-	-	-	-	-
Early Vote	-	-	-	-	-	-	-
Provisional	-	-	-	-	-	-	-
Total	-	-	-	-	-	-	-
05301							
Polling	-	-	-	-	-	-	-
Absentee	-	-	-	-	-	-	-
Early Vote	-	-	-	-	-	-	-
Provisional	-	-	-	-	-	-	-
Total	-	-	-	-	-	-	-
05400							
Polling	-	-	-	-	-	-	-
Absentee	-	-	-	-	-	-	-
Early Vote	-	-	-	-	-	-	-
Provisional	-	-	-	-	-	-	-
Total	-	-	-	-	-	-	-
05502							
Polling	-	-	-	-	-	-	-
Absentee	-	-	-	-	-	-	-
Early Vote	-	-	-	-	-	-	-
Provisional	-	-	-	-	-	-	-
Total	-	-	-	-	-	-	-
05700							
Polling	611	111	48	44	91.67%	4	8.33%
Absentee	611	14	7	5	71.43%	2	28.57%
Early Vote	611	297	130	125	96.15%	5	3.85%
Provisional	611	0	0	0	-	0	-
Total	611	422	185	174	94.05%	11	5.95%
05801							
Polling	-	-	-	-	-	-	-
Absentee	-	-	-	-	-	-	-
Early Vote	-	-	-	-	-	-	-
Provisional	-	-	-	-	-	-	-
Total	-	-	-	-	-	-	-
05804							
Polling	2082	340	265	263	99.25%	2	0.75%
Absentee	2082	4	2	2	100.00%	0	0.00%
Early Vote	2082	418	297	291	97.98%	6	2.02%
Provisional	2082	6	1	1	100.00%	0	0.00%
Total	2082	768	565	557	98.58%	8	1.42%
05905							
Polling	1882	364	301	300	99.67%	1	0.33%
Absentee	1882	1	1	1	100.00%	0	0.00%

RETRIEVED FROM DEMOCRACYDOCKET.COM

Statement of Votes Cast
Shelby County, TN
State and Federal General Election _Municipal Elections
November 6, 2018
SOVC For Jurisdiction Wide, All Counters, All Races
Official Combined Results

TN HOUSE OF REP DIST 91

	Reg. Voters	Times Counted	Total Votes	London P. Lamar		Write-In Votes	
Early Vote	1882	300	238	238	100.00%	0	0.00%
Provisional	1882	0	0	0	-	0	-
Total	1882	665	540	539	99.81%	1	0.19%
06003							
Polling	2379	492	443	441	99.55%	2	0.45%
Absentee	2379	14	13	13	100.00%	0	0.00%
Early Vote	2379	624	529	527	99.62%	2	0.38%
Provisional	2379	4	4	4	100.00%	0	0.00%
Total	2379	1134	989	985	99.60%	4	0.40%
06005							
Polling	-	-	-	-	-	-	-
Absentee	-	-	-	-	-	-	-
Early Vote	-	-	-	-	-	-	-
Provisional	-	-	-	-	-	-	-
Total	-	-	-	-	-	-	-
06006							
Polling	2206	410	363	363	100.00%	0	0.00%
Absentee	2206	15	11	11	100.00%	0	0.00%
Early Vote	2206	451	377	377	100.00%	0	0.00%
Provisional	2206	2	1	1	100.00%	0	0.00%
Total	2206	878	752	752	100.00%	0	0.00%
06007							
Polling	-	-	-	-	-	-	-
Absentee	-	-	-	-	-	-	-
Early Vote	-	-	-	-	-	-	-
Provisional	-	-	-	-	-	-	-
Total	-	-	-	-	-	-	-
06009							
Polling	2690	440	370	369	99.73%	1	0.27%
Absentee	2690	8	6	6	100.00%	0	0.00%
Early Vote	2690	540	460	460	100.00%	0	0.00%
Provisional	2690	2	1	1	100.00%	0	0.00%
Total	2690	990	837	836	99.88%	1	0.12%
06100							
Polling	-	-	-	-	-	-	-
Absentee	-	-	-	-	-	-	-
Early Vote	-	-	-	-	-	-	-
Provisional	-	-	-	-	-	-	-
Total	-	-	-	-	-	-	-
06200							
Polling	-	-	-	-	-	-	-
Absentee	-	-	-	-	-	-	-
Early Vote	-	-	-	-	-	-	-
Provisional	-	-	-	-	-	-	-
Total	-	-	-	-	-	-	-
06400							
Polling	-	-	-	-	-	-	-
Absentee	-	-	-	-	-	-	-
Early Vote	-	-	-	-	-	-	-
Provisional	-	-	-	-	-	-	-
Total	-	-	-	-	-	-	-
06600							
Polling	-	-	-	-	-	-	-
Absentee	-	-	-	-	-	-	-
Early Vote	-	-	-	-	-	-	-
Provisional	-	-	-	-	-	-	-
Total	-	-	-	-	-	-	-
06701							

RETRIEVED FROM DEMOCRACYDOCKET.COM

Statement of Votes Cast
Shelby County, TN
State and Federal General Election _Municipal Elections
November 6, 2018
SOVC For Jurisdiction Wide, All Counters, All Races
Official Combined Results

	TN HOUSE OF REP DIST 91					
	Reg. Voters	Times Counted	Total Votes	London P. Lamar		Write-In Votes
Polling	-	-	-	-	-	-
Absentee	-	-	-	-	-	-
Early Vote	-	-	-	-	-	-
Provisional	-	-	-	-	-	-
Total	-	-	-	-	-	-
06703						
Polling	-	-	-	-	-	-
Absentee	-	-	-	-	-	-
Early Vote	-	-	-	-	-	-
Provisional	-	-	-	-	-	-
Total	-	-	-	-	-	-
06801						
Polling	-	-	-	-	-	-
Absentee	-	-	-	-	-	-
Early Vote	-	-	-	-	-	-
Provisional	-	-	-	-	-	-
Total	-	-	-	-	-	-
06803						
Polling	-	-	-	-	-	-
Absentee	-	-	-	-	-	-
Early Vote	-	-	-	-	-	-
Provisional	-	-	-	-	-	-
Total	-	-	-	-	-	-
06902						
Polling	-	-	-	-	-	-
Absentee	-	-	-	-	-	-
Early Vote	-	-	-	-	-	-
Provisional	-	-	-	-	-	-
Total	-	-	-	-	-	-
07001						
Polling	-	-	-	-	-	-
Absentee	-	-	-	-	-	-
Early Vote	-	-	-	-	-	-
Provisional	-	-	-	-	-	-
Total	-	-	-	-	-	-
07002						
Polling	-	-	-	-	-	-
Absentee	-	-	-	-	-	-
Early Vote	-	-	-	-	-	-
Provisional	-	-	-	-	-	-
Total	-	-	-	-	-	-
07104						
Polling	-	-	-	-	-	-
Absentee	-	-	-	-	-	-
Early Vote	-	-	-	-	-	-
Provisional	-	-	-	-	-	-
Total	-	-	-	-	-	-
07203						
Polling	-	-	-	-	-	-
Absentee	-	-	-	-	-	-
Early Vote	-	-	-	-	-	-
Provisional	-	-	-	-	-	-
Total	-	-	-	-	-	-
07207						
Polling	-	-	-	-	-	-
Absentee	-	-	-	-	-	-
Early Vote	-	-	-	-	-	-
Provisional	-	-	-	-	-	-

RETRIEVED FROM DEMOCRACYDOCKET.COM

Statement of Votes Cast
Shelby County, TN
State and Federal General Election _Municipal Elections
November 6, 2018
SOVC For Jurisdiction Wide, All Counters, All Races
Official Combined Results

TN HOUSE OF REP DIST 91

	Reg. Voters	Times Counted	Total Votes	London P. Lamar		Write-In Votes	
Total	-	-	-	-	-	-	-
07301							
Polling	688	70	52	52	100.00%	0	0.00%
Absentee	688	19	17	16	94.12%	1	5.88%
Early Vote	688	110	83	83	100.00%	0	0.00%
Provisional	688	1	1	1	100.00%	0	0.00%
Total	688	200	153	152	99.35%	1	0.65%
07303							
Polling	3684	585	503	502	99.80%	1	0.20%
Absentee	3684	7	6	6	100.00%	0	0.00%
Early Vote	3684	817	708	707	99.86%	1	0.14%
Provisional	3684	8	8	7	87.50%	1	12.50%
Total	3684	1417	1225	1222	99.76%	3	0.24%
07401							
Polling	-	-	-	-	-	-	-
Absentee	-	-	-	-	-	-	-
Early Vote	-	-	-	-	-	-	-
Provisional	-	-	-	-	-	-	-
Total	-	-	-	-	-	-	-
07402							
Polling	-	-	-	-	-	-	-
Absentee	-	-	-	-	-	-	-
Early Vote	-	-	-	-	-	-	-
Provisional	-	-	-	-	-	-	-
Total	-	-	-	-	-	-	-
07405							
Polling	-	-	-	-	-	-	-
Absentee	-	-	-	-	-	-	-
Early Vote	-	-	-	-	-	-	-
Provisional	-	-	-	-	-	-	-
Total	-	-	-	-	-	-	-
07409							
Polling	-	-	-	-	-	-	-
Absentee	-	-	-	-	-	-	-
Early Vote	-	-	-	-	-	-	-
Provisional	-	-	-	-	-	-	-
Total	-	-	-	-	-	-	-
07501							
Polling	1340	172	148	148	100.00%	0	0.00%
Absentee	1340	1	1	1	100.00%	0	0.00%
Early Vote	1340	431	361	357	98.89%	4	1.11%
Provisional	1340	1	1	1	100.00%	0	0.00%
Total	1340	605	511	507	99.22%	4	0.78%
07506							
Polling	-	-	-	-	-	-	-
Absentee	-	-	-	-	-	-	-
Early Vote	-	-	-	-	-	-	-
Provisional	-	-	-	-	-	-	-
Total	-	-	-	-	-	-	-
07507							
Polling	2607	325	279	279	100.00%	0	0.00%
Absentee	2607	15	14	14	100.00%	0	0.00%
Early Vote	2607	726	617	617	100.00%	0	0.00%
Provisional	2607	0	0	0	-	0	-
Total	2607	1066	910	910	100.00%	0	0.00%
07511							
Polling	-	-	-	-	-	-	-
Absentee	-	-	-	-	-	-	-

RETRIEVED FROM DEMOCRACYDOCKET.COM

Statement of Votes Cast
Shelby County, TN
State and Federal General Election _Municipal Elections
November 6, 2018
SOVC For Jurisdiction Wide, All Counters, All Races
Official Combined Results

TN HOUSE OF REP DIST 91

	Reg. Voters	Times Counted	Total Votes	London P. Lamar		Write-In Votes	
Early Vote	-	-	-	-	-	-	-
Provisional	-	-	-	-	-	-	-
Total	-	-	-	-	-	-	-
07604							
Polling	318	46	39	39	100.00%	0	0.00%
Absentee	318	0	0	0	-	0	-
Early Vote	318	80	68	68	100.00%	0	0.00%
Provisional	318	0	0	0	-	0	-
Total	318	126	107	107	100.00%	0	0.00%
07605							
Polling	-	-	-	-	-	-	-
Absentee	-	-	-	-	-	-	-
Early Vote	-	-	-	-	-	-	-
Provisional	-	-	-	-	-	-	-
Total	-	-	-	-	-	-	-
07606							
Polling	-	-	-	-	-	-	-
Absentee	-	-	-	-	-	-	-
Early Vote	-	-	-	-	-	-	-
Provisional	-	-	-	-	-	-	-
Total	-	-	-	-	-	-	-
07701							
Polling	3935	576	509	507	99.61%	2	0.39%
Absentee	3935	17	16	15	93.75%	1	6.25%
Early Vote	3935	1434	1239	1235	99.68%	4	0.32%
Provisional	3935	2	2	2	100.00%	0	0.00%
Total	3935	2029	1766	1759	99.60%	7	0.40%
07703							
Polling	1001	129	117	117	100.00%	0	0.00%
Absentee	1001	9	6	6	100.00%	0	0.00%
Early Vote	1001	259	234	234	100.00%	0	0.00%
Provisional	1001	2	2	2	100.00%	0	0.00%
Total	1001	399	359	359	100.00%	0	0.00%
07803							
Polling	182	8	6	6	100.00%	0	0.00%
Absentee	182	0	0	0	-	0	-
Early Vote	182	18	17	17	100.00%	0	0.00%
Provisional	182	0	0	0	-	0	-
Total	182	26	23	23	100.00%	0	0.00%
07901							
Polling	-	-	-	-	-	-	-
Absentee	-	-	-	-	-	-	-
Early Vote	-	-	-	-	-	-	-
Provisional	-	-	-	-	-	-	-
Total	-	-	-	-	-	-	-
07902							
Polling	-	-	-	-	-	-	-
Absentee	-	-	-	-	-	-	-
Early Vote	-	-	-	-	-	-	-
Provisional	-	-	-	-	-	-	-
Total	-	-	-	-	-	-	-
07903							
Polling	-	-	-	-	-	-	-
Absentee	-	-	-	-	-	-	-
Early Vote	-	-	-	-	-	-	-
Provisional	-	-	-	-	-	-	-
Total	-	-	-	-	-	-	-
07907							

RETRIEVED FROM DEMOCRACYDOCKET.COM

Statement of Votes Cast
Shelby County, TN
State and Federal General Election _Municipal Elections
November 6, 2018
SOVC For Jurisdiction Wide, All Counters, All Races
Official Combined Results

	TN HOUSE OF REP DIST 91					
	Reg. Voters	Times Counted	Total Votes	London P. Lamar	Write-In Votes	
Polling	-	-	-	-	-	-
Absentee	-	-	-	-	-	-
Early Vote	-	-	-	-	-	-
Provisional	-	-	-	-	-	-
Total	-	-	-	-	-	-
08002						
Polling	-	-	-	-	-	-
Absentee	-	-	-	-	-	-
Early Vote	-	-	-	-	-	-
Provisional	-	-	-	-	-	-
Total	-	-	-	-	-	-
08101						
Polling	-	-	-	-	-	-
Absentee	-	-	-	-	-	-
Early Vote	-	-	-	-	-	-
Provisional	-	-	-	-	-	-
Total	-	-	-	-	-	-
08103						
Polling	-	-	-	-	-	-
Absentee	-	-	-	-	-	-
Early Vote	-	-	-	-	-	-
Provisional	-	-	-	-	-	-
Total	-	-	-	-	-	-
08105						
Polling	-	-	-	-	-	-
Absentee	-	-	-	-	-	-
Early Vote	-	-	-	-	-	-
Provisional	-	-	-	-	-	-
Total	-	-	-	-	-	-
08107						
Polling	-	-	-	-	-	-
Absentee	-	-	-	-	-	-
Early Vote	-	-	-	-	-	-
Provisional	-	-	-	-	-	-
Total	-	-	-	-	-	-
08202						
Polling	-	-	-	-	-	-
Absentee	-	-	-	-	-	-
Early Vote	-	-	-	-	-	-
Provisional	-	-	-	-	-	-
Total	-	-	-	-	-	-
08300						
Polling	-	-	-	-	-	-
Absentee	-	-	-	-	-	-
Early Vote	-	-	-	-	-	-
Provisional	-	-	-	-	-	-
Total	-	-	-	-	-	-
08402						
Polling	-	-	-	-	-	-
Absentee	-	-	-	-	-	-
Early Vote	-	-	-	-	-	-
Provisional	-	-	-	-	-	-
Total	-	-	-	-	-	-
08600						
Polling	-	-	-	-	-	-
Absentee	-	-	-	-	-	-
Early Vote	-	-	-	-	-	-
Provisional	-	-	-	-	-	-

RETRIEVED FROM DEMOCRACYDOCKET.COM

Statement of Votes Cast
Shelby County, TN
State and Federal General Election _Municipal Elections
November 6, 2018
SOVC For Jurisdiction Wide, All Counters, All Races
Official Combined Results

	TN HOUSE OF REP DIST 91					
	Reg. Voters	Times Counted	Total Votes	London P. Lamar	Write-In Votes	
Total	-	-	-	-	-	-
08702						
Polling	-	-	-	-	-	-
Absentee	-	-	-	-	-	-
Early Vote	-	-	-	-	-	-
Provisional	-	-	-	-	-	-
Total	-	-	-	-	-	-
08703						
Polling	-	-	-	-	-	-
Absentee	-	-	-	-	-	-
Early Vote	-	-	-	-	-	-
Provisional	-	-	-	-	-	-
Total	-	-	-	-	-	-
08704						
Polling	-	-	-	-	-	-
Absentee	-	-	-	-	-	-
Early Vote	-	-	-	-	-	-
Provisional	-	-	-	-	-	-
Total	-	-	-	-	-	-
08802						
Polling	-	-	-	-	-	-
Absentee	-	-	-	-	-	-
Early Vote	-	-	-	-	-	-
Provisional	-	-	-	-	-	-
Total	-	-	-	-	-	-
08803						
Polling	-	-	-	-	-	-
Absentee	-	-	-	-	-	-
Early Vote	-	-	-	-	-	-
Provisional	-	-	-	-	-	-
Total	-	-	-	-	-	-
08804						
Polling	-	-	-	-	-	-
Absentee	-	-	-	-	-	-
Early Vote	-	-	-	-	-	-
Provisional	-	-	-	-	-	-
Total	-	-	-	-	-	-
08901						
Polling	-	-	-	-	-	-
Absentee	-	-	-	-	-	-
Early Vote	-	-	-	-	-	-
Provisional	-	-	-	-	-	-
Total	-	-	-	-	-	-
08902						
Polling	-	-	-	-	-	-
Absentee	-	-	-	-	-	-
Early Vote	-	-	-	-	-	-
Provisional	-	-	-	-	-	-
Total	-	-	-	-	-	-
09002						
Polling	-	-	-	-	-	-
Absentee	-	-	-	-	-	-
Early Vote	-	-	-	-	-	-
Provisional	-	-	-	-	-	-
Total	-	-	-	-	-	-
09003						
Polling	-	-	-	-	-	-
Absentee	-	-	-	-	-	-

RETRIEVED FROM DEMOCRACYDOCKET.COM

Statement of Votes Cast
Shelby County, TN
State and Federal General Election _Municipal Elections
November 6, 2018
SOVC For Jurisdiction Wide, All Counters, All Races
Official Combined Results

	TN HOUSE OF REP DIST 91					
	Reg. Voters	Times Counted	Total Votes	London P. Lamar	Write-In Votes	
Early Vote	-	-	-	-	-	-
Provisional	-	-	-	-	-	-
Total	-	-	-	-	-	-
09101						
Polling	-	-	-	-	-	-
Absentee	-	-	-	-	-	-
Early Vote	-	-	-	-	-	-
Provisional	-	-	-	-	-	-
Total	-	-	-	-	-	-
09102						
Polling	-	-	-	-	-	-
Absentee	-	-	-	-	-	-
Early Vote	-	-	-	-	-	-
Provisional	-	-	-	-	-	-
Total	-	-	-	-	-	-
09104						
Polling	-	-	-	-	-	-
Absentee	-	-	-	-	-	-
Early Vote	-	-	-	-	-	-
Provisional	-	-	-	-	-	-
Total	-	-	-	-	-	-
09201						
Polling	-	-	-	-	-	-
Absentee	-	-	-	-	-	-
Early Vote	-	-	-	-	-	-
Provisional	-	-	-	-	-	-
Total	-	-	-	-	-	-
09301						
Polling	-	-	-	-	-	-
Absentee	-	-	-	-	-	-
Early Vote	-	-	-	-	-	-
Provisional	-	-	-	-	-	-
Total	-	-	-	-	-	-
09303						
Polling	-	-	-	-	-	-
Absentee	-	-	-	-	-	-
Early Vote	-	-	-	-	-	-
Provisional	-	-	-	-	-	-
Total	-	-	-	-	-	-
09403						
Polling	-	-	-	-	-	-
Absentee	-	-	-	-	-	-
Early Vote	-	-	-	-	-	-
Provisional	-	-	-	-	-	-
Total	-	-	-	-	-	-
09406						
Polling	-	-	-	-	-	-
Absentee	-	-	-	-	-	-
Early Vote	-	-	-	-	-	-
Provisional	-	-	-	-	-	-
Total	-	-	-	-	-	-
09407						
Polling	-	-	-	-	-	-
Absentee	-	-	-	-	-	-
Early Vote	-	-	-	-	-	-
Provisional	-	-	-	-	-	-
Total	-	-	-	-	-	-
09408						

RETRIEVED FROM DEMOCRACYDOCKET.COM

Statement of Votes Cast
Shelby County, TN
State and Federal General Election _Municipal Elections
November 6, 2018
SOVC For Jurisdiction Wide, All Counters, All Races
Official Combined Results

	TN HOUSE OF REP DIST 91					
	Reg. Voters	Times Counted	Total Votes	London P. Lamar	Write-In Votes	
Polling	-	-	-	-	-	-
Absentee	-	-	-	-	-	-
Early Vote	-	-	-	-	-	-
Provisional	-	-	-	-	-	-
Total	-	-	-	-	-	-
09501						
Polling	-	-	-	-	-	-
Absentee	-	-	-	-	-	-
Early Vote	-	-	-	-	-	-
Provisional	-	-	-	-	-	-
Total	-	-	-	-	-	-
09505						
Polling	-	-	-	-	-	-
Absentee	-	-	-	-	-	-
Early Vote	-	-	-	-	-	-
Provisional	-	-	-	-	-	-
Total	-	-	-	-	-	-
09506						
Polling	-	-	-	-	-	-
Absentee	-	-	-	-	-	-
Early Vote	-	-	-	-	-	-
Provisional	-	-	-	-	-	-
Total	-	-	-	-	-	-
09507						
Polling	-	-	-	-	-	-
Absentee	-	-	-	-	-	-
Early Vote	-	-	-	-	-	-
Provisional	-	-	-	-	-	-
Total	-	-	-	-	-	-
09508						
Polling	-	-	-	-	-	-
Absentee	-	-	-	-	-	-
Early Vote	-	-	-	-	-	-
Provisional	-	-	-	-	-	-
Total	-	-	-	-	-	-
09601						
Polling	-	-	-	-	-	-
Absentee	-	-	-	-	-	-
Early Vote	-	-	-	-	-	-
Provisional	-	-	-	-	-	-
Total	-	-	-	-	-	-
09602						
Polling	-	-	-	-	-	-
Absentee	-	-	-	-	-	-
Early Vote	-	-	-	-	-	-
Provisional	-	-	-	-	-	-
Total	-	-	-	-	-	-
ARL01						
Polling	-	-	-	-	-	-
Absentee	-	-	-	-	-	-
Early Vote	-	-	-	-	-	-
Provisional	-	-	-	-	-	-
Total	-	-	-	-	-	-
ARL02						
Polling	-	-	-	-	-	-
Absentee	-	-	-	-	-	-
Early Vote	-	-	-	-	-	-
Provisional	-	-	-	-	-	-

RETRIEVED FROM DEMOCRACYDOCKET.COM

Statement of Votes Cast
Shelby County, TN
State and Federal General Election _Municipal Elections
November 6, 2018
SOVC For Jurisdiction Wide, All Counters, All Races
Official Combined Results

	TN HOUSE OF REP DIST 91					
	Reg. Voters	Times Counted	Total Votes	London P. Lamar	Write-In Votes	
Total	-	-	-	-	-	-
BAR03						
Polling	-	-	-	-	-	-
Absentee	-	-	-	-	-	-
Early Vote	-	-	-	-	-	-
Provisional	-	-	-	-	-	-
Total	-	-	-	-	-	-
BAR04						
Polling	-	-	-	-	-	-
Absentee	-	-	-	-	-	-
Early Vote	-	-	-	-	-	-
Provisional	-	-	-	-	-	-
Total	-	-	-	-	-	-
BAR05						
Polling	-	-	-	-	-	-
Absentee	-	-	-	-	-	-
Early Vote	-	-	-	-	-	-
Provisional	-	-	-	-	-	-
Total	-	-	-	-	-	-
BAR06						
Polling	-	-	-	-	-	-
Absentee	-	-	-	-	-	-
Early Vote	-	-	-	-	-	-
Provisional	-	-	-	-	-	-
Total	-	-	-	-	-	-
BAR08						
Polling	-	-	-	-	-	-
Absentee	-	-	-	-	-	-
Early Vote	-	-	-	-	-	-
Provisional	-	-	-	-	-	-
Total	-	-	-	-	-	-
BAR09						
Polling	-	-	-	-	-	-
Absentee	-	-	-	-	-	-
Early Vote	-	-	-	-	-	-
Provisional	-	-	-	-	-	-
Total	-	-	-	-	-	-
BAR11						
Polling	-	-	-	-	-	-
Absentee	-	-	-	-	-	-
Early Vote	-	-	-	-	-	-
Provisional	-	-	-	-	-	-
Total	-	-	-	-	-	-
BAR13						
Polling	-	-	-	-	-	-
Absentee	-	-	-	-	-	-
Early Vote	-	-	-	-	-	-
Provisional	-	-	-	-	-	-
Total	-	-	-	-	-	-
BRU01						
Polling	-	-	-	-	-	-
Absentee	-	-	-	-	-	-
Early Vote	-	-	-	-	-	-
Provisional	-	-	-	-	-	-
Total	-	-	-	-	-	-
BRU02						
Polling	-	-	-	-	-	-
Absentee	-	-	-	-	-	-

RETRIEVED FROM DEMOCRACYDOCKET.COM

Statement of Votes Cast
Shelby County, TN
State and Federal General Election _Municipal Elections
November 6, 2018
SOVC For Jurisdiction Wide, All Counters, All Races
Official Combined Results

	TN HOUSE OF REP DIST 91					
	Reg. Voters	Times Counted	Total Votes	London P. Lamar	Write-In Votes	
Early Vote	-	-	-	-	-	-
Provisional	-	-	-	-	-	-
Total	-	-	-	-	-	-
COL01						
Polling	-	-	-	-	-	-
Absentee	-	-	-	-	-	-
Early Vote	-	-	-	-	-	-
Provisional	-	-	-	-	-	-
Total	-	-	-	-	-	-
COL02						
Polling	-	-	-	-	-	-
Absentee	-	-	-	-	-	-
Early Vote	-	-	-	-	-	-
Provisional	-	-	-	-	-	-
Total	-	-	-	-	-	-
COL03						
Polling	-	-	-	-	-	-
Absentee	-	-	-	-	-	-
Early Vote	-	-	-	-	-	-
Provisional	-	-	-	-	-	-
Total	-	-	-	-	-	-
COL04						
Polling	-	-	-	-	-	-
Absentee	-	-	-	-	-	-
Early Vote	-	-	-	-	-	-
Provisional	-	-	-	-	-	-
Total	-	-	-	-	-	-
COL05						
Polling	-	-	-	-	-	-
Absentee	-	-	-	-	-	-
Early Vote	-	-	-	-	-	-
Provisional	-	-	-	-	-	-
Total	-	-	-	-	-	-
COL06						
Polling	-	-	-	-	-	-
Absentee	-	-	-	-	-	-
Early Vote	-	-	-	-	-	-
Provisional	-	-	-	-	-	-
Total	-	-	-	-	-	-
COL07						
Polling	-	-	-	-	-	-
Absentee	-	-	-	-	-	-
Early Vote	-	-	-	-	-	-
Provisional	-	-	-	-	-	-
Total	-	-	-	-	-	-
COL08						
Polling	-	-	-	-	-	-
Absentee	-	-	-	-	-	-
Early Vote	-	-	-	-	-	-
Provisional	-	-	-	-	-	-
Total	-	-	-	-	-	-
COL09						
Polling	-	-	-	-	-	-
Absentee	-	-	-	-	-	-
Early Vote	-	-	-	-	-	-
Provisional	-	-	-	-	-	-
Total	-	-	-	-	-	-
COR03						

RETRIEVED FROM DEMOCRACYDOCKET.COM

Statement of Votes Cast
Shelby County, TN
State and Federal General Election _Municipal Elections
November 6, 2018
SOVC For Jurisdiction Wide, All Counters, All Races
Official Combined Results

	TN HOUSE OF REP DIST 91					
	Reg. Voters	Times Counted	Total Votes	London P. Lamar	Write-In Votes	
Polling	-	-	-	-	-	-
Absentee	-	-	-	-	-	-
Early Vote	-	-	-	-	-	-
Provisional	-	-	-	-	-	-
Total	-	-	-	-	-	-
COR04						
Polling	-	-	-	-	-	-
Absentee	-	-	-	-	-	-
Early Vote	-	-	-	-	-	-
Provisional	-	-	-	-	-	-
Total	-	-	-	-	-	-
COR05						
Polling	-	-	-	-	-	-
Absentee	-	-	-	-	-	-
Early Vote	-	-	-	-	-	-
Provisional	-	-	-	-	-	-
Total	-	-	-	-	-	-
EAD00						
Polling	-	-	-	-	-	-
Absentee	-	-	-	-	-	-
Early Vote	-	-	-	-	-	-
Provisional	-	-	-	-	-	-
Total	-	-	-	-	-	-
FOR01						
Polling	-	-	-	-	-	-
Absentee	-	-	-	-	-	-
Early Vote	-	-	-	-	-	-
Provisional	-	-	-	-	-	-
Total	-	-	-	-	-	-
FOR02						
Polling	-	-	-	-	-	-
Absentee	-	-	-	-	-	-
Early Vote	-	-	-	-	-	-
Provisional	-	-	-	-	-	-
Total	-	-	-	-	-	-
FOR03						
Polling	-	-	-	-	-	-
Absentee	-	-	-	-	-	-
Early Vote	-	-	-	-	-	-
Provisional	-	-	-	-	-	-
Total	-	-	-	-	-	-
GER02						
Polling	-	-	-	-	-	-
Absentee	-	-	-	-	-	-
Early Vote	-	-	-	-	-	-
Provisional	-	-	-	-	-	-
Total	-	-	-	-	-	-
GER03						
Polling	-	-	-	-	-	-
Absentee	-	-	-	-	-	-
Early Vote	-	-	-	-	-	-
Provisional	-	-	-	-	-	-
Total	-	-	-	-	-	-
GER04						
Polling	-	-	-	-	-	-
Absentee	-	-	-	-	-	-
Early Vote	-	-	-	-	-	-
Provisional	-	-	-	-	-	-

RETRIEVED FROM DEMOCRACYDOCKET.COM

Statement of Votes Cast
Shelby County, TN
State and Federal General Election _Municipal Elections
November 6, 2018
SOVC For Jurisdiction Wide, All Counters, All Races
Official Combined Results

	TN HOUSE OF REP DIST 91					
	Reg. Voters	Times Counted	Total Votes	London P. Lamar	Write-In Votes	
Total	-	-	-	-	-	-
GER05						
Polling	-	-	-	-	-	-
Absentee	-	-	-	-	-	-
Early Vote	-	-	-	-	-	-
Provisional	-	-	-	-	-	-
Total	-	-	-	-	-	-
GER06						
Polling	-	-	-	-	-	-
Absentee	-	-	-	-	-	-
Early Vote	-	-	-	-	-	-
Provisional	-	-	-	-	-	-
Total	-	-	-	-	-	-
GER08						
Polling	-	-	-	-	-	-
Absentee	-	-	-	-	-	-
Early Vote	-	-	-	-	-	-
Provisional	-	-	-	-	-	-
Total	-	-	-	-	-	-
GER10						
Polling	-	-	-	-	-	-
Absentee	-	-	-	-	-	-
Early Vote	-	-	-	-	-	-
Provisional	-	-	-	-	-	-
Total	-	-	-	-	-	-
GER11						
Polling	-	-	-	-	-	-
Absentee	-	-	-	-	-	-
Early Vote	-	-	-	-	-	-
Provisional	-	-	-	-	-	-
Total	-	-	-	-	-	-
GER12						
Polling	-	-	-	-	-	-
Absentee	-	-	-	-	-	-
Early Vote	-	-	-	-	-	-
Provisional	-	-	-	-	-	-
Total	-	-	-	-	-	-
LAK01						
Polling	-	-	-	-	-	-
Absentee	-	-	-	-	-	-
Early Vote	-	-	-	-	-	-
Provisional	-	-	-	-	-	-
Total	-	-	-	-	-	-
LAK02						
Polling	-	-	-	-	-	-
Absentee	-	-	-	-	-	-
Early Vote	-	-	-	-	-	-
Provisional	-	-	-	-	-	-
Total	-	-	-	-	-	-
LUC01						
Polling	-	-	-	-	-	-
Absentee	-	-	-	-	-	-
Early Vote	-	-	-	-	-	-
Provisional	-	-	-	-	-	-
Total	-	-	-	-	-	-
LUC03						
Polling	-	-	-	-	-	-
Absentee	-	-	-	-	-	-

RETRIEVED FROM DEMOCRACYDOCKET.COM

Statement of Votes Cast
Shelby County, TN
State and Federal General Election _Municipal Elections
November 6, 2018
SOVC For Jurisdiction Wide, All Counters, All Races
Official Combined Results

	TN HOUSE OF REP DIST 91					
	Reg. Voters	Times Counted	Total Votes	London P. Lamar	Write-In Votes	
Early Vote	-	-	-	-	-	-
Provisional	-	-	-	-	-	-
Total	-	-	-	-	-	-
MCC00						
Polling	-	-	-	-	-	-
Absentee	-	-	-	-	-	-
Early Vote	-	-	-	-	-	-
Provisional	-	-	-	-	-	-
Total	-	-	-	-	-	-
MIL01						
Polling	-	-	-	-	-	-
Absentee	-	-	-	-	-	-
Early Vote	-	-	-	-	-	-
Provisional	-	-	-	-	-	-
Total	-	-	-	-	-	-
MIL02						
Polling	-	-	-	-	-	-
Absentee	-	-	-	-	-	-
Early Vote	-	-	-	-	-	-
Provisional	-	-	-	-	-	-
Total	-	-	-	-	-	-
MOR01						
Polling	-	-	-	-	-	-
Absentee	-	-	-	-	-	-
Early Vote	-	-	-	-	-	-
Provisional	-	-	-	-	-	-
Total	-	-	-	-	-	-
MOR02						
Polling	-	-	-	-	-	-
Absentee	-	-	-	-	-	-
Early Vote	-	-	-	-	-	-
Provisional	-	-	-	-	-	-
Total	-	-	-	-	-	-
ROS05						
Polling	-	-	-	-	-	-
Absentee	-	-	-	-	-	-
Early Vote	-	-	-	-	-	-
Provisional	-	-	-	-	-	-
Total	-	-	-	-	-	-
ROS13						
Polling	-	-	-	-	-	-
Absentee	-	-	-	-	-	-
Early Vote	-	-	-	-	-	-
Provisional	-	-	-	-	-	-
Total	-	-	-	-	-	-
ROS14						
Polling	-	-	-	-	-	-
Absentee	-	-	-	-	-	-
Early Vote	-	-	-	-	-	-
Provisional	-	-	-	-	-	-
Total	-	-	-	-	-	-
ROS15						
Polling	-	-	-	-	-	-
Absentee	-	-	-	-	-	-
Early Vote	-	-	-	-	-	-
Provisional	-	-	-	-	-	-
Total	-	-	-	-	-	-
ROS16						

RETRIEVED FROM DEMOCRACYDOCKET.COM

Statement of Votes Cast
Shelby County, TN
State and Federal General Election _Municipal Elections
November 6, 2018
SOVC For Jurisdiction Wide, All Counters, All Races
Official Combined Results

	TN HOUSE OF REP DIST 91						
	Reg. Voters	Times Counted	Total Votes	London P. Lamar		Write-In Votes	
Polling	-	-	-	-	-	-	-
Absentee	-	-	-	-	-	-	-
Early Vote	-	-	-	-	-	-	-
Provisional	-	-	-	-	-	-	-
Total	-	-	-	-	-	-	-
STE00							
Polling	-	-	-	-	-	-	-
Absentee	-	-	-	-	-	-	-
Early Vote	-	-	-	-	-	-	-
Provisional	-	-	-	-	-	-	-
Total	-	-	-	-	-	-	-
Total							
Polling	36360	6135	5025	4976	99.02%	49	0.98%
Absentee	36360	197	155	150	96.77%	5	3.23%
Early Vote	36360	10064	8075	8012	99.22%	63	0.78%
Provisional	36360	35	26	25	96.15%	1	3.85%
Total	36360	16431	13281	13163	99.11%	118	0.89%

RETRIEVED FROM DEMOCRACYDOCKET.COM

Statement of Votes Cast
Shelby County, TN
State and Federal General Election _Municipal Elections
November 6, 2018
SOVC For Jurisdiction Wide, All Counters, All Races
Official Combined Results

	TN HOUSE OF REP DIST 93					
	Reg. Voters	Times Counted	Total Votes	G. A. Hardaway, Sr.	Write-In Votes	
Jurisdiction Wide						
00100						
Polling	-	-	-	-	-	-
Absentee	-	-	-	-	-	-
Early Vote	-	-	-	-	-	-
Provisional	-	-	-	-	-	-
Total	-	-	-	-	-	-
00200						
Polling	-	-	-	-	-	-
Absentee	-	-	-	-	-	-
Early Vote	-	-	-	-	-	-
Provisional	-	-	-	-	-	-
Total	-	-	-	-	-	-
01100						
Polling	-	-	-	-	-	-
Absentee	-	-	-	-	-	-
Early Vote	-	-	-	-	-	-
Provisional	-	-	-	-	-	-
Total	-	-	-	-	-	-
01200						
Polling	-	-	-	-	-	-
Absentee	-	-	-	-	-	-
Early Vote	-	-	-	-	-	-
Provisional	-	-	-	-	-	-
Total	-	-	-	-	-	-
01300						
Polling	-	-	-	-	-	-
Absentee	-	-	-	-	-	-
Early Vote	-	-	-	-	-	-
Provisional	-	-	-	-	-	-
Total	-	-	-	-	-	-
01601						
Polling	-	-	-	-	-	-
Absentee	-	-	-	-	-	-
Early Vote	-	-	-	-	-	-
Provisional	-	-	-	-	-	-
Total	-	-	-	-	-	-
01603						
Polling	-	-	-	-	-	-
Absentee	-	-	-	-	-	-
Early Vote	-	-	-	-	-	-
Provisional	-	-	-	-	-	-
Total	-	-	-	-	-	-
01700						
Polling	-	-	-	-	-	-
Absentee	-	-	-	-	-	-
Early Vote	-	-	-	-	-	-
Provisional	-	-	-	-	-	-
Total	-	-	-	-	-	-
02001						
Polling	-	-	-	-	-	-
Absentee	-	-	-	-	-	-
Early Vote	-	-	-	-	-	-
Provisional	-	-	-	-	-	-
Total	-	-	-	-	-	-
02003						
Polling	-	-	-	-	-	-
Absentee	-	-	-	-	-	-

RETRIEVED FROM DEMOCRACYDOCKET.COM

Statement of Votes Cast
Shelby County, TN
State and Federal General Election _Municipal Elections
November 6, 2018
SOVC For Jurisdiction Wide, All Counters, All Races
Official Combined Results

	TN HOUSE OF REP DIST 93					
	Reg. Voters	Times Counted	Total Votes	G. A. Hardaway, Sr.	Write-In Votes	
Early Vote	-	-	-	-	-	-
Provisional	-	-	-	-	-	-
Total	-	-	-	-	-	-
02100						
Polling	-	-	-	-	-	-
Absentee	-	-	-	-	-	-
Early Vote	-	-	-	-	-	-
Provisional	-	-	-	-	-	-
Total	-	-	-	-	-	-
02600						
Polling	-	-	-	-	-	-
Absentee	-	-	-	-	-	-
Early Vote	-	-	-	-	-	-
Provisional	-	-	-	-	-	-
Total	-	-	-	-	-	-
02800						
Polling	-	-	-	-	-	-
Absentee	-	-	-	-	-	-
Early Vote	-	-	-	-	-	-
Provisional	-	-	-	-	-	-
Total	-	-	-	-	-	-
03102						
Polling	-	-	-	-	-	-
Absentee	-	-	-	-	-	-
Early Vote	-	-	-	-	-	-
Provisional	-	-	-	-	-	-
Total	-	-	-	-	-	-
03104						
Polling	-	-	-	-	-	-
Absentee	-	-	-	-	-	-
Early Vote	-	-	-	-	-	-
Provisional	-	-	-	-	-	-
Total	-	-	-	-	-	-
03300						
Polling	-	-	-	-	-	-
Absentee	-	-	-	-	-	-
Early Vote	-	-	-	-	-	-
Provisional	-	-	-	-	-	-
Total	-	-	-	-	-	-
03402						
Polling	-	-	-	-	-	-
Absentee	-	-	-	-	-	-
Early Vote	-	-	-	-	-	-
Provisional	-	-	-	-	-	-
Total	-	-	-	-	-	-
03601						
Polling	-	-	-	-	-	-
Absentee	-	-	-	-	-	-
Early Vote	-	-	-	-	-	-
Provisional	-	-	-	-	-	-
Total	-	-	-	-	-	-
03602						
Polling	-	-	-	-	-	-
Absentee	-	-	-	-	-	-
Early Vote	-	-	-	-	-	-
Provisional	-	-	-	-	-	-
Total	-	-	-	-	-	-
03700						

RETRIEVED FROM DEMOCRACYDOCKET.COM

Statement of Votes Cast
Shelby County, TN
State and Federal General Election _Municipal Elections
November 6, 2018
SOVC For Jurisdiction Wide, All Counters, All Races
Official Combined Results

TN HOUSE OF REP DIST 93

	Reg. Voters	Times Counted	Total Votes	G. A. Hardaway, Sr.		Write-In Votes	
Polling	3332	539	457	453	99.12%	4	0.88%
Absentee	3332	9	8	8	100.00%	0	0.00%
Early Vote	3332	509	448	448	100.00%	0	0.00%
Provisional	3332	4	4	4	100.00%	0	0.00%
Total	3332	1061	917	913	99.56%	4	0.44%
04103							
Polling	1322	258	226	225	99.56%	1	0.44%
Absentee	1322	6	5	5	100.00%	0	0.00%
Early Vote	1322	243	212	212	100.00%	0	0.00%
Provisional	1322	2	2	2	100.00%	0	0.00%
Total	1322	509	445	444	99.78%	1	0.22%
04201							
Polling	-	-	-	-	-	-	-
Absentee	-	-	-	-	-	-	-
Early Vote	-	-	-	-	-	-	-
Provisional	-	-	-	-	-	-	-
Total	-	-	-	-	-	-	-
04401							
Polling	2237	424	284	264	92.96%	20	7.04%
Absentee	2237	16	8	8	100.00%	0	0.00%
Early Vote	2237	758	540	513	95.00%	27	5.00%
Provisional	2237	1	0	0	-	0	-
Total	2237	1199	832	785	94.35%	47	5.65%
04405							
Polling	2936	446	372	361	97.04%	11	2.96%
Absentee	2936	59	30	28	93.33%	2	6.67%
Early Vote	2936	900	627	614	97.93%	13	2.07%
Provisional	2936	8	4	4	100.00%	0	0.00%
Total	2936	1413	1033	1007	97.48%	26	2.52%
04502							
Polling	4339	727	648	642	99.07%	6	0.93%
Absentee	4339	16	16	16	100.00%	0	0.00%
Early Vote	4339	1074	952	951	99.89%	1	0.11%
Provisional	4339	10	10	10	100.00%	0	0.00%
Total	4339	1827	1626	1619	99.57%	7	0.43%
04504							
Polling	3252	696	544	515	94.67%	29	5.33%
Absentee	3252	25	16	16	100.00%	0	0.00%
Early Vote	3252	1102	842	820	97.39%	22	2.61%
Provisional	3252	3	0	0	-	0	-
Total	3252	1826	1402	1351	96.36%	51	3.64%
04602							
Polling	1579	232	180	177	98.33%	3	1.67%
Absentee	1579	34	23	23	100.00%	0	0.00%
Early Vote	1579	323	251	248	98.80%	3	1.20%
Provisional	1579	9	4	4	100.00%	0	0.00%
Total	1579	598	458	452	98.69%	6	1.31%
04700							
Polling	2481	406	367	364	99.18%	3	0.82%
Absentee	2481	9	7	7	100.00%	0	0.00%
Early Vote	2481	501	444	443	99.77%	1	0.23%
Provisional	2481	3	3	3	100.00%	0	0.00%
Total	2481	919	821	817	99.51%	4	0.49%
04900							
Polling	-	-	-	-	-	-	-
Absentee	-	-	-	-	-	-	-
Early Vote	-	-	-	-	-	-	-
Provisional	-	-	-	-	-	-	-

RETRIEVED FROM DEMOCRACYDOCKET.COM

Statement of Votes Cast
Shelby County, TN
State and Federal General Election _Municipal Elections
November 6, 2018
SOVC For Jurisdiction Wide, All Counters, All Races
Official Combined Results

TN HOUSE OF REP DIST 93

	Reg. Voters	Times Counted	Total Votes	G. A. Hardaway, Sr.		Write-In Votes	
Total	-	-	-	-	-	-	-
05001							
Polling	-	-	-	-	-	-	-
Absentee	-	-	-	-	-	-	-
Early Vote	-	-	-	-	-	-	-
Provisional	-	-	-	-	-	-	-
Total	-	-	-	-	-	-	-
05002							
Polling	-	-	-	-	-	-	-
Absentee	-	-	-	-	-	-	-
Early Vote	-	-	-	-	-	-	-
Provisional	-	-	-	-	-	-	-
Total	-	-	-	-	-	-	-
05201							
Polling	1310	246	211	211	100.00%	0	0.00%
Absentee	1310	7	7	7	100.00%	0	0.00%
Early Vote	1310	275	246	246	100.00%	0	0.00%
Provisional	1310	1	1	1	100.00%	0	0.00%
Total	1310	529	465	465	100.00%	0	0.00%
05301							
Polling	2622	515	334	319	95.51%	15	4.49%
Absentee	2622	9	5	5	100.00%	0	0.00%
Early Vote	2622	488	307	300	97.72%	7	2.28%
Provisional	2622	1	0	0	-	0	-
Total	2622	1013	646	624	96.59%	22	3.41%
05400							
Polling	2079	405	265	250	94.34%	15	5.66%
Absentee	2079	10	7	7	100.00%	0	0.00%
Early Vote	2079	597	337	317	94.07%	20	5.93%
Provisional	2079	2	2	2	100.00%	0	0.00%
Total	2079	1014	611	576	94.27%	35	5.73%
05502							
Polling	-	-	-	-	-	-	-
Absentee	-	-	-	-	-	-	-
Early Vote	-	-	-	-	-	-	-
Provisional	-	-	-	-	-	-	-
Total	-	-	-	-	-	-	-
05700							
Polling	535	93	63	61	96.83%	2	3.17%
Absentee	535	7	5	5	100.00%	0	0.00%
Early Vote	535	216	152	146	96.05%	6	3.95%
Provisional	535	0	0	0	-	0	-
Total	535	316	220	212	96.36%	8	3.64%
05801							
Polling	2977	652	531	523	98.49%	8	1.51%
Absentee	2977	8	6	6	100.00%	0	0.00%
Early Vote	2977	669	544	535	98.35%	9	1.65%
Provisional	2977	9	9	9	100.00%	0	0.00%
Total	2977	1338	1090	1073	98.44%	17	1.56%
05804							
Polling	1200	192	168	168	100.00%	0	0.00%
Absentee	1200	2	2	2	100.00%	0	0.00%
Early Vote	1200	170	146	146	100.00%	0	0.00%
Provisional	1200	1	0	0	-	0	-
Total	1200	365	316	316	100.00%	0	0.00%
05905							
Polling	2031	427	371	369	99.46%	2	0.54%
Absentee	2031	9	8	8	100.00%	0	0.00%

RETRIEVED FROM DEMOCRACYDOCKET.COM

Statement of Votes Cast
Shelby County, TN
State and Federal General Election _Municipal Elections
November 6, 2018
SOVC For Jurisdiction Wide, All Counters, All Races
Official Combined Results

	TN HOUSE OF REP DIST 93						
	Reg. Voters	Times Counted	Total Votes	G. A. Hardaway, Sr.		Write-In Votes	
Early Vote	2031	592	530	528	99.62%	2	0.38%
Provisional	2031	3	1	1	100.00%	0	0.00%
Total	2031	1031	910	906	99.56%	4	0.44%
06003							
Polling	-	-	-	-	-	-	-
Absentee	-	-	-	-	-	-	-
Early Vote	-	-	-	-	-	-	-
Provisional	-	-	-	-	-	-	-
Total	-	-	-	-	-	-	-
06005							
Polling	-	-	-	-	-	-	-
Absentee	-	-	-	-	-	-	-
Early Vote	-	-	-	-	-	-	-
Provisional	-	-	-	-	-	-	-
Total	-	-	-	-	-	-	-
06006							
Polling	-	-	-	-	-	-	-
Absentee	-	-	-	-	-	-	-
Early Vote	-	-	-	-	-	-	-
Provisional	-	-	-	-	-	-	-
Total	-	-	-	-	-	-	-
06007							
Polling	-	-	-	-	-	-	-
Absentee	-	-	-	-	-	-	-
Early Vote	-	-	-	-	-	-	-
Provisional	-	-	-	-	-	-	-
Total	-	-	-	-	-	-	-
06009							
Polling	-	-	-	-	-	-	-
Absentee	-	-	-	-	-	-	-
Early Vote	-	-	-	-	-	-	-
Provisional	-	-	-	-	-	-	-
Total	-	-	-	-	-	-	-
06100							
Polling	2246	438	398	398	100.00%	0	0.00%
Absentee	2246	7	7	7	100.00%	0	0.00%
Early Vote	2246	403	361	358	99.17%	3	0.83%
Provisional	2246	0	0	0	-	0	-
Total	2246	848	766	763	99.61%	3	0.39%
06200							
Polling	-	-	-	-	-	-	-
Absentee	-	-	-	-	-	-	-
Early Vote	-	-	-	-	-	-	-
Provisional	-	-	-	-	-	-	-
Total	-	-	-	-	-	-	-
06400							
Polling	-	-	-	-	-	-	-
Absentee	-	-	-	-	-	-	-
Early Vote	-	-	-	-	-	-	-
Provisional	-	-	-	-	-	-	-
Total	-	-	-	-	-	-	-
06600							
Polling	-	-	-	-	-	-	-
Absentee	-	-	-	-	-	-	-
Early Vote	-	-	-	-	-	-	-
Provisional	-	-	-	-	-	-	-
Total	-	-	-	-	-	-	-
06701							

RETRIEVED FROM DEMOCRACYDOCKET.COM

Statement of Votes Cast
Shelby County, TN
State and Federal General Election _Municipal Elections
November 6, 2018
SOVC For Jurisdiction Wide, All Counters, All Races
Official Combined Results

	TN HOUSE OF REP DIST 93					
	Reg. Voters	Times Counted	Total Votes	G. A. Hardaway, Sr.		Write-In Votes
Polling	-	-	-	-	-	-
Absentee	-	-	-	-	-	-
Early Vote	-	-	-	-	-	-
Provisional	-	-	-	-	-	-
Total	-	-	-	-	-	-
06703						
Polling	-	-	-	-	-	-
Absentee	-	-	-	-	-	-
Early Vote	-	-	-	-	-	-
Provisional	-	-	-	-	-	-
Total	-	-	-	-	-	-
06801						
Polling	-	-	-	-	-	-
Absentee	-	-	-	-	-	-
Early Vote	-	-	-	-	-	-
Provisional	-	-	-	-	-	-
Total	-	-	-	-	-	-
06803						
Polling	-	-	-	-	-	-
Absentee	-	-	-	-	-	-
Early Vote	-	-	-	-	-	-
Provisional	-	-	-	-	-	-
Total	-	-	-	-	-	-
06902						
Polling	-	-	-	-	-	-
Absentee	-	-	-	-	-	-
Early Vote	-	-	-	-	-	-
Provisional	-	-	-	-	-	-
Total	-	-	-	-	-	-
07001						
Polling	-	-	-	-	-	-
Absentee	-	-	-	-	-	-
Early Vote	-	-	-	-	-	-
Provisional	-	-	-	-	-	-
Total	-	-	-	-	-	-
07002						
Polling	-	-	-	-	-	-
Absentee	-	-	-	-	-	-
Early Vote	-	-	-	-	-	-
Provisional	-	-	-	-	-	-
Total	-	-	-	-	-	-
07104						
Polling	-	-	-	-	-	-
Absentee	-	-	-	-	-	-
Early Vote	-	-	-	-	-	-
Provisional	-	-	-	-	-	-
Total	-	-	-	-	-	-
07203						
Polling	-	-	-	-	-	-
Absentee	-	-	-	-	-	-
Early Vote	-	-	-	-	-	-
Provisional	-	-	-	-	-	-
Total	-	-	-	-	-	-
07207						
Polling	-	-	-	-	-	-
Absentee	-	-	-	-	-	-
Early Vote	-	-	-	-	-	-
Provisional	-	-	-	-	-	-

RETRIEVED FROM DEMOCRACYDOCKET.COM

Statement of Votes Cast
Shelby County, TN
State and Federal General Election _Municipal Elections
November 6, 2018
SOVC For Jurisdiction Wide, All Counters, All Races
Official Combined Results

	TN HOUSE OF REP DIST 93					
	Reg. Voters	Times Counted	Total Votes	G. A. Hardaway, Sr.		Write-In Votes
Total	-	-	-	-	-	-
07301						
Polling	-	-	-	-	-	-
Absentee	-	-	-	-	-	-
Early Vote	-	-	-	-	-	-
Provisional	-	-	-	-	-	-
Total	-	-	-	-	-	-
07303						
Polling	-	-	-	-	-	-
Absentee	-	-	-	-	-	-
Early Vote	-	-	-	-	-	-
Provisional	-	-	-	-	-	-
Total	-	-	-	-	-	-
07401						
Polling	-	-	-	-	-	-
Absentee	-	-	-	-	-	-
Early Vote	-	-	-	-	-	-
Provisional	-	-	-	-	-	-
Total	-	-	-	-	-	-
07402						
Polling	-	-	-	-	-	-
Absentee	-	-	-	-	-	-
Early Vote	-	-	-	-	-	-
Provisional	-	-	-	-	-	-
Total	-	-	-	-	-	-
07405						
Polling	-	-	-	-	-	-
Absentee	-	-	-	-	-	-
Early Vote	-	-	-	-	-	-
Provisional	-	-	-	-	-	-
Total	-	-	-	-	-	-
07409						
Polling	-	-	-	-	-	-
Absentee	-	-	-	-	-	-
Early Vote	-	-	-	-	-	-
Provisional	-	-	-	-	-	-
Total	-	-	-	-	-	-
07501						
Polling	-	-	-	-	-	-
Absentee	-	-	-	-	-	-
Early Vote	-	-	-	-	-	-
Provisional	-	-	-	-	-	-
Total	-	-	-	-	-	-
07506						
Polling	-	-	-	-	-	-
Absentee	-	-	-	-	-	-
Early Vote	-	-	-	-	-	-
Provisional	-	-	-	-	-	-
Total	-	-	-	-	-	-
07507						
Polling	-	-	-	-	-	-
Absentee	-	-	-	-	-	-
Early Vote	-	-	-	-	-	-
Provisional	-	-	-	-	-	-
Total	-	-	-	-	-	-
07511						
Polling	-	-	-	-	-	-
Absentee	-	-	-	-	-	-

RETRIEVED FROM DEMOCRACYDOCKET.COM

Statement of Votes Cast
Shelby County, TN
State and Federal General Election _Municipal Elections
November 6, 2018
SOVC For Jurisdiction Wide, All Counters, All Races
Official Combined Results

	TN HOUSE OF REP DIST 93					
	Reg. Voters	Times Counted	Total Votes	G. A. Hardaway, Sr.	Write-In Votes	
Early Vote	-	-	-	-	-	-
Provisional	-	-	-	-	-	-
Total	-	-	-	-	-	-
07604						
Polling	-	-	-	-	-	-
Absentee	-	-	-	-	-	-
Early Vote	-	-	-	-	-	-
Provisional	-	-	-	-	-	-
Total	-	-	-	-	-	-
07605						
Polling	-	-	-	-	-	-
Absentee	-	-	-	-	-	-
Early Vote	-	-	-	-	-	-
Provisional	-	-	-	-	-	-
Total	-	-	-	-	-	-
07606						
Polling	-	-	-	-	-	-
Absentee	-	-	-	-	-	-
Early Vote	-	-	-	-	-	-
Provisional	-	-	-	-	-	-
Total	-	-	-	-	-	-
07701						
Polling	-	-	-	-	-	-
Absentee	-	-	-	-	-	-
Early Vote	-	-	-	-	-	-
Provisional	-	-	-	-	-	-
Total	-	-	-	-	-	-
07703						
Polling	-	-	-	-	-	-
Absentee	-	-	-	-	-	-
Early Vote	-	-	-	-	-	-
Provisional	-	-	-	-	-	-
Total	-	-	-	-	-	-
07803						
Polling	-	-	-	-	-	-
Absentee	-	-	-	-	-	-
Early Vote	-	-	-	-	-	-
Provisional	-	-	-	-	-	-
Total	-	-	-	-	-	-
07901						
Polling	-	-	-	-	-	-
Absentee	-	-	-	-	-	-
Early Vote	-	-	-	-	-	-
Provisional	-	-	-	-	-	-
Total	-	-	-	-	-	-
07902						
Polling	-	-	-	-	-	-
Absentee	-	-	-	-	-	-
Early Vote	-	-	-	-	-	-
Provisional	-	-	-	-	-	-
Total	-	-	-	-	-	-
07903						
Polling	-	-	-	-	-	-
Absentee	-	-	-	-	-	-
Early Vote	-	-	-	-	-	-
Provisional	-	-	-	-	-	-
Total	-	-	-	-	-	-
07907						

RETRIEVED FROM DEMOCRACYDOCKET.COM

Statement of Votes Cast
Shelby County, TN
State and Federal General Election _Municipal Elections
November 6, 2018
SOVC For Jurisdiction Wide, All Counters, All Races
Official Combined Results

	TN HOUSE OF REP DIST 93					
	Reg. Voters	Times Counted	Total Votes	G. A. Hardaway, Sr.		Write-In Votes
Polling	-	-	-	-	-	-
Absentee	-	-	-	-	-	-
Early Vote	-	-	-	-	-	-
Provisional	-	-	-	-	-	-
Total	-	-	-	-	-	-
08002						
Polling	-	-	-	-	-	-
Absentee	-	-	-	-	-	-
Early Vote	-	-	-	-	-	-
Provisional	-	-	-	-	-	-
Total	-	-	-	-	-	-
08101						
Polling	-	-	-	-	-	-
Absentee	-	-	-	-	-	-
Early Vote	-	-	-	-	-	-
Provisional	-	-	-	-	-	-
Total	-	-	-	-	-	-
08103						
Polling	-	-	-	-	-	-
Absentee	-	-	-	-	-	-
Early Vote	-	-	-	-	-	-
Provisional	-	-	-	-	-	-
Total	-	-	-	-	-	-
08105						
Polling	-	-	-	-	-	-
Absentee	-	-	-	-	-	-
Early Vote	-	-	-	-	-	-
Provisional	-	-	-	-	-	-
Total	-	-	-	-	-	-
08107						
Polling	-	-	-	-	-	-
Absentee	-	-	-	-	-	-
Early Vote	-	-	-	-	-	-
Provisional	-	-	-	-	-	-
Total	-	-	-	-	-	-
08202						
Polling	-	-	-	-	-	-
Absentee	-	-	-	-	-	-
Early Vote	-	-	-	-	-	-
Provisional	-	-	-	-	-	-
Total	-	-	-	-	-	-
08300						
Polling	-	-	-	-	-	-
Absentee	-	-	-	-	-	-
Early Vote	-	-	-	-	-	-
Provisional	-	-	-	-	-	-
Total	-	-	-	-	-	-
08402						
Polling	-	-	-	-	-	-
Absentee	-	-	-	-	-	-
Early Vote	-	-	-	-	-	-
Provisional	-	-	-	-	-	-
Total	-	-	-	-	-	-
08600						
Polling	-	-	-	-	-	-
Absentee	-	-	-	-	-	-
Early Vote	-	-	-	-	-	-
Provisional	-	-	-	-	-	-

RETRIEVED FROM DEMOCRACYDOCKET.COM

Statement of Votes Cast
Shelby County, TN
State and Federal General Election _Municipal Elections
November 6, 2018
SOVC For Jurisdiction Wide, All Counters, All Races
Official Combined Results

	TN HOUSE OF REP DIST 93					
	Reg. Voters	Times Counted	Total Votes	G. A. Hardaway, Sr.		Write-In Votes
Total	-	-	-	-	-	-
08702						
Polling	-	-	-	-	-	-
Absentee	-	-	-	-	-	-
Early Vote	-	-	-	-	-	-
Provisional	-	-	-	-	-	-
Total	-	-	-	-	-	-
08703						
Polling	-	-	-	-	-	-
Absentee	-	-	-	-	-	-
Early Vote	-	-	-	-	-	-
Provisional	-	-	-	-	-	-
Total	-	-	-	-	-	-
08704						
Polling	-	-	-	-	-	-
Absentee	-	-	-	-	-	-
Early Vote	-	-	-	-	-	-
Provisional	-	-	-	-	-	-
Total	-	-	-	-	-	-
08802						
Polling	-	-	-	-	-	-
Absentee	-	-	-	-	-	-
Early Vote	-	-	-	-	-	-
Provisional	-	-	-	-	-	-
Total	-	-	-	-	-	-
08803						
Polling	-	-	-	-	-	-
Absentee	-	-	-	-	-	-
Early Vote	-	-	-	-	-	-
Provisional	-	-	-	-	-	-
Total	-	-	-	-	-	-
08804						
Polling	-	-	-	-	-	-
Absentee	-	-	-	-	-	-
Early Vote	-	-	-	-	-	-
Provisional	-	-	-	-	-	-
Total	-	-	-	-	-	-
08901						
Polling	-	-	-	-	-	-
Absentee	-	-	-	-	-	-
Early Vote	-	-	-	-	-	-
Provisional	-	-	-	-	-	-
Total	-	-	-	-	-	-
08902						
Polling	-	-	-	-	-	-
Absentee	-	-	-	-	-	-
Early Vote	-	-	-	-	-	-
Provisional	-	-	-	-	-	-
Total	-	-	-	-	-	-
09002						
Polling	-	-	-	-	-	-
Absentee	-	-	-	-	-	-
Early Vote	-	-	-	-	-	-
Provisional	-	-	-	-	-	-
Total	-	-	-	-	-	-
09003						
Polling	-	-	-	-	-	-
Absentee	-	-	-	-	-	-

RETRIEVED FROM DEMOCRACYDOCKET.COM

Statement of Votes Cast
Shelby County, TN
State and Federal General Election _Municipal Elections
November 6, 2018
SOVC For Jurisdiction Wide, All Counters, All Races
Official Combined Results

	TN HOUSE OF REP DIST 93					
	Reg. Voters	Times Counted	Total Votes	G. A. Hardaway, Sr.	Write-In Votes	
Early Vote	-	-	-	-	-	-
Provisional	-	-	-	-	-	-
Total	-	-	-	-	-	-
09101						
Polling	-	-	-	-	-	-
Absentee	-	-	-	-	-	-
Early Vote	-	-	-	-	-	-
Provisional	-	-	-	-	-	-
Total	-	-	-	-	-	-
09102						
Polling	-	-	-	-	-	-
Absentee	-	-	-	-	-	-
Early Vote	-	-	-	-	-	-
Provisional	-	-	-	-	-	-
Total	-	-	-	-	-	-
09104						
Polling	-	-	-	-	-	-
Absentee	-	-	-	-	-	-
Early Vote	-	-	-	-	-	-
Provisional	-	-	-	-	-	-
Total	-	-	-	-	-	-
09201						
Polling	-	-	-	-	-	-
Absentee	-	-	-	-	-	-
Early Vote	-	-	-	-	-	-
Provisional	-	-	-	-	-	-
Total	-	-	-	-	-	-
09301						
Polling	-	-	-	-	-	-
Absentee	-	-	-	-	-	-
Early Vote	-	-	-	-	-	-
Provisional	-	-	-	-	-	-
Total	-	-	-	-	-	-
09303						
Polling	-	-	-	-	-	-
Absentee	-	-	-	-	-	-
Early Vote	-	-	-	-	-	-
Provisional	-	-	-	-	-	-
Total	-	-	-	-	-	-
09403						
Polling	-	-	-	-	-	-
Absentee	-	-	-	-	-	-
Early Vote	-	-	-	-	-	-
Provisional	-	-	-	-	-	-
Total	-	-	-	-	-	-
09406						
Polling	-	-	-	-	-	-
Absentee	-	-	-	-	-	-
Early Vote	-	-	-	-	-	-
Provisional	-	-	-	-	-	-
Total	-	-	-	-	-	-
09407						
Polling	-	-	-	-	-	-
Absentee	-	-	-	-	-	-
Early Vote	-	-	-	-	-	-
Provisional	-	-	-	-	-	-
Total	-	-	-	-	-	-
09408						

RETRIEVED FROM DEMOCRACYDOCKET.COM

Statement of Votes Cast
Shelby County, TN
State and Federal General Election _Municipal Elections
November 6, 2018
SOVC For Jurisdiction Wide, All Counters, All Races
Official Combined Results

	TN HOUSE OF REP DIST 93					
	Reg. Voters	Times Counted	Total Votes	G. A. Hardaway, Sr.		Write-In Votes
Polling	-	-	-	-	-	-
Absentee	-	-	-	-	-	-
Early Vote	-	-	-	-	-	-
Provisional	-	-	-	-	-	-
Total	-	-	-	-	-	-
09501						
Polling	-	-	-	-	-	-
Absentee	-	-	-	-	-	-
Early Vote	-	-	-	-	-	-
Provisional	-	-	-	-	-	-
Total	-	-	-	-	-	-
09505						
Polling	-	-	-	-	-	-
Absentee	-	-	-	-	-	-
Early Vote	-	-	-	-	-	-
Provisional	-	-	-	-	-	-
Total	-	-	-	-	-	-
09506						
Polling	-	-	-	-	-	-
Absentee	-	-	-	-	-	-
Early Vote	-	-	-	-	-	-
Provisional	-	-	-	-	-	-
Total	-	-	-	-	-	-
09507						
Polling	-	-	-	-	-	-
Absentee	-	-	-	-	-	-
Early Vote	-	-	-	-	-	-
Provisional	-	-	-	-	-	-
Total	-	-	-	-	-	-
09508						
Polling	-	-	-	-	-	-
Absentee	-	-	-	-	-	-
Early Vote	-	-	-	-	-	-
Provisional	-	-	-	-	-	-
Total	-	-	-	-	-	-
09601						
Polling	-	-	-	-	-	-
Absentee	-	-	-	-	-	-
Early Vote	-	-	-	-	-	-
Provisional	-	-	-	-	-	-
Total	-	-	-	-	-	-
09602						
Polling	-	-	-	-	-	-
Absentee	-	-	-	-	-	-
Early Vote	-	-	-	-	-	-
Provisional	-	-	-	-	-	-
Total	-	-	-	-	-	-
ARL01						
Polling	-	-	-	-	-	-
Absentee	-	-	-	-	-	-
Early Vote	-	-	-	-	-	-
Provisional	-	-	-	-	-	-
Total	-	-	-	-	-	-
ARL02						
Polling	-	-	-	-	-	-
Absentee	-	-	-	-	-	-
Early Vote	-	-	-	-	-	-
Provisional	-	-	-	-	-	-

RETRIEVED FROM DEMOCRACYDOCKET.COM

Statement of Votes Cast
Shelby County, TN
State and Federal General Election _Municipal Elections
November 6, 2018
SOVC For Jurisdiction Wide, All Counters, All Races
Official Combined Results

	TN HOUSE OF REP DIST 93					
	Reg. Voters	Times Counted	Total Votes	G. A. Hardaway, Sr.		Write-In Votes
Total	-	-	-	-	-	-
BAR03						
Polling	-	-	-	-	-	-
Absentee	-	-	-	-	-	-
Early Vote	-	-	-	-	-	-
Provisional	-	-	-	-	-	-
Total	-	-	-	-	-	-
BAR04						
Polling	-	-	-	-	-	-
Absentee	-	-	-	-	-	-
Early Vote	-	-	-	-	-	-
Provisional	-	-	-	-	-	-
Total	-	-	-	-	-	-
BAR05						
Polling	-	-	-	-	-	-
Absentee	-	-	-	-	-	-
Early Vote	-	-	-	-	-	-
Provisional	-	-	-	-	-	-
Total	-	-	-	-	-	-
BAR06						
Polling	-	-	-	-	-	-
Absentee	-	-	-	-	-	-
Early Vote	-	-	-	-	-	-
Provisional	-	-	-	-	-	-
Total	-	-	-	-	-	-
BAR08						
Polling	-	-	-	-	-	-
Absentee	-	-	-	-	-	-
Early Vote	-	-	-	-	-	-
Provisional	-	-	-	-	-	-
Total	-	-	-	-	-	-
BAR09						
Polling	-	-	-	-	-	-
Absentee	-	-	-	-	-	-
Early Vote	-	-	-	-	-	-
Provisional	-	-	-	-	-	-
Total	-	-	-	-	-	-
BAR11						
Polling	-	-	-	-	-	-
Absentee	-	-	-	-	-	-
Early Vote	-	-	-	-	-	-
Provisional	-	-	-	-	-	-
Total	-	-	-	-	-	-
BAR13						
Polling	-	-	-	-	-	-
Absentee	-	-	-	-	-	-
Early Vote	-	-	-	-	-	-
Provisional	-	-	-	-	-	-
Total	-	-	-	-	-	-
BRU01						
Polling	-	-	-	-	-	-
Absentee	-	-	-	-	-	-
Early Vote	-	-	-	-	-	-
Provisional	-	-	-	-	-	-
Total	-	-	-	-	-	-
BRU02						
Polling	-	-	-	-	-	-
Absentee	-	-	-	-	-	-

RETRIEVED FROM DEMOCRACYDOCKET.COM

Statement of Votes Cast
Shelby County, TN
State and Federal General Election _Municipal Elections
November 6, 2018
SOVC For Jurisdiction Wide, All Counters, All Races
Official Combined Results

	TN HOUSE OF REP DIST 93					
	Reg. Voters	Times Counted	Total Votes	G. A. Hardaway, Sr.	Write-In Votes	
Early Vote	-	-	-	-	-	-
Provisional	-	-	-	-	-	-
Total	-	-	-	-	-	-
COL01						
Polling	-	-	-	-	-	-
Absentee	-	-	-	-	-	-
Early Vote	-	-	-	-	-	-
Provisional	-	-	-	-	-	-
Total	-	-	-	-	-	-
COL02						
Polling	-	-	-	-	-	-
Absentee	-	-	-	-	-	-
Early Vote	-	-	-	-	-	-
Provisional	-	-	-	-	-	-
Total	-	-	-	-	-	-
COL03						
Polling	-	-	-	-	-	-
Absentee	-	-	-	-	-	-
Early Vote	-	-	-	-	-	-
Provisional	-	-	-	-	-	-
Total	-	-	-	-	-	-
COL04						
Polling	-	-	-	-	-	-
Absentee	-	-	-	-	-	-
Early Vote	-	-	-	-	-	-
Provisional	-	-	-	-	-	-
Total	-	-	-	-	-	-
COL05						
Polling	-	-	-	-	-	-
Absentee	-	-	-	-	-	-
Early Vote	-	-	-	-	-	-
Provisional	-	-	-	-	-	-
Total	-	-	-	-	-	-
COL06						
Polling	-	-	-	-	-	-
Absentee	-	-	-	-	-	-
Early Vote	-	-	-	-	-	-
Provisional	-	-	-	-	-	-
Total	-	-	-	-	-	-
COL07						
Polling	-	-	-	-	-	-
Absentee	-	-	-	-	-	-
Early Vote	-	-	-	-	-	-
Provisional	-	-	-	-	-	-
Total	-	-	-	-	-	-
COL08						
Polling	-	-	-	-	-	-
Absentee	-	-	-	-	-	-
Early Vote	-	-	-	-	-	-
Provisional	-	-	-	-	-	-
Total	-	-	-	-	-	-
COL09						
Polling	-	-	-	-	-	-
Absentee	-	-	-	-	-	-
Early Vote	-	-	-	-	-	-
Provisional	-	-	-	-	-	-
Total	-	-	-	-	-	-
COR03						

RETRIEVED FROM DEMOCRACYDOCKET.COM

Statement of Votes Cast
Shelby County, TN
State and Federal General Election _Municipal Elections
November 6, 2018
SOVC For Jurisdiction Wide, All Counters, All Races
Official Combined Results

	TN HOUSE OF REP DIST 93				
	Reg. Voters	Times Counted	Total Votes	G. A. Hardaway, Sr.	Write-In Votes
Polling	-	-	-	-	-
Absentee	-	-	-	-	-
Early Vote	-	-	-	-	-
Provisional	-	-	-	-	-
Total	-	-	-	-	-
COR04					
Polling	-	-	-	-	-
Absentee	-	-	-	-	-
Early Vote	-	-	-	-	-
Provisional	-	-	-	-	-
Total	-	-	-	-	-
COR05					
Polling	-	-	-	-	-
Absentee	-	-	-	-	-
Early Vote	-	-	-	-	-
Provisional	-	-	-	-	-
Total	-	-	-	-	-
EAD00					
Polling	-	-	-	-	-
Absentee	-	-	-	-	-
Early Vote	-	-	-	-	-
Provisional	-	-	-	-	-
Total	-	-	-	-	-
FOR01					
Polling	-	-	-	-	-
Absentee	-	-	-	-	-
Early Vote	-	-	-	-	-
Provisional	-	-	-	-	-
Total	-	-	-	-	-
FOR02					
Polling	-	-	-	-	-
Absentee	-	-	-	-	-
Early Vote	-	-	-	-	-
Provisional	-	-	-	-	-
Total	-	-	-	-	-
FOR03					
Polling	-	-	-	-	-
Absentee	-	-	-	-	-
Early Vote	-	-	-	-	-
Provisional	-	-	-	-	-
Total	-	-	-	-	-
GER02					
Polling	-	-	-	-	-
Absentee	-	-	-	-	-
Early Vote	-	-	-	-	-
Provisional	-	-	-	-	-
Total	-	-	-	-	-
GER03					
Polling	-	-	-	-	-
Absentee	-	-	-	-	-
Early Vote	-	-	-	-	-
Provisional	-	-	-	-	-
Total	-	-	-	-	-
GER04					
Polling	-	-	-	-	-
Absentee	-	-	-	-	-
Early Vote	-	-	-	-	-
Provisional	-	-	-	-	-

RETRIEVED FROM DEMOCRACYDOCKET.COM

Statement of Votes Cast
Shelby County, TN
State and Federal General Election _Municipal Elections
November 6, 2018
SOVC For Jurisdiction Wide, All Counters, All Races
Official Combined Results

	TN HOUSE OF REP DIST 93					
	Reg. Voters	Times Counted	Total Votes	G. A. Hardaway, Sr.	Write-In Votes	
Total	-	-	-	-	-	-
GER05						
Polling	-	-	-	-	-	-
Absentee	-	-	-	-	-	-
Early Vote	-	-	-	-	-	-
Provisional	-	-	-	-	-	-
Total	-	-	-	-	-	-
GER06						
Polling	-	-	-	-	-	-
Absentee	-	-	-	-	-	-
Early Vote	-	-	-	-	-	-
Provisional	-	-	-	-	-	-
Total	-	-	-	-	-	-
GER08						
Polling	-	-	-	-	-	-
Absentee	-	-	-	-	-	-
Early Vote	-	-	-	-	-	-
Provisional	-	-	-	-	-	-
Total	-	-	-	-	-	-
GER10						
Polling	-	-	-	-	-	-
Absentee	-	-	-	-	-	-
Early Vote	-	-	-	-	-	-
Provisional	-	-	-	-	-	-
Total	-	-	-	-	-	-
GER11						
Polling	-	-	-	-	-	-
Absentee	-	-	-	-	-	-
Early Vote	-	-	-	-	-	-
Provisional	-	-	-	-	-	-
Total	-	-	-	-	-	-
GER12						
Polling	-	-	-	-	-	-
Absentee	-	-	-	-	-	-
Early Vote	-	-	-	-	-	-
Provisional	-	-	-	-	-	-
Total	-	-	-	-	-	-
LAK01						
Polling	-	-	-	-	-	-
Absentee	-	-	-	-	-	-
Early Vote	-	-	-	-	-	-
Provisional	-	-	-	-	-	-
Total	-	-	-	-	-	-
LAK02						
Polling	-	-	-	-	-	-
Absentee	-	-	-	-	-	-
Early Vote	-	-	-	-	-	-
Provisional	-	-	-	-	-	-
Total	-	-	-	-	-	-
LUC01						
Polling	-	-	-	-	-	-
Absentee	-	-	-	-	-	-
Early Vote	-	-	-	-	-	-
Provisional	-	-	-	-	-	-
Total	-	-	-	-	-	-
LUC03						
Polling	-	-	-	-	-	-
Absentee	-	-	-	-	-	-

RETRIEVED FROM DEMOCRACYDOCKET.COM

Statement of Votes Cast
Shelby County, TN
State and Federal General Election _Municipal Elections
November 6, 2018
SOVC For Jurisdiction Wide, All Counters, All Races
Official Combined Results

	TN HOUSE OF REP DIST 93					
	Reg. Voters	Times Counted	Total Votes	G. A. Hardaway, Sr.	Write-In Votes	
Early Vote	-	-	-	-	-	-
Provisional	-	-	-	-	-	-
Total	-	-	-	-	-	-
MCC00						
Polling	-	-	-	-	-	-
Absentee	-	-	-	-	-	-
Early Vote	-	-	-	-	-	-
Provisional	-	-	-	-	-	-
Total	-	-	-	-	-	-
MIL01						
Polling	-	-	-	-	-	-
Absentee	-	-	-	-	-	-
Early Vote	-	-	-	-	-	-
Provisional	-	-	-	-	-	-
Total	-	-	-	-	-	-
MIL02						
Polling	-	-	-	-	-	-
Absentee	-	-	-	-	-	-
Early Vote	-	-	-	-	-	-
Provisional	-	-	-	-	-	-
Total	-	-	-	-	-	-
MOR01						
Polling	-	-	-	-	-	-
Absentee	-	-	-	-	-	-
Early Vote	-	-	-	-	-	-
Provisional	-	-	-	-	-	-
Total	-	-	-	-	-	-
MOR02						
Polling	-	-	-	-	-	-
Absentee	-	-	-	-	-	-
Early Vote	-	-	-	-	-	-
Provisional	-	-	-	-	-	-
Total	-	-	-	-	-	-
ROS05						
Polling	-	-	-	-	-	-
Absentee	-	-	-	-	-	-
Early Vote	-	-	-	-	-	-
Provisional	-	-	-	-	-	-
Total	-	-	-	-	-	-
ROS13						
Polling	-	-	-	-	-	-
Absentee	-	-	-	-	-	-
Early Vote	-	-	-	-	-	-
Provisional	-	-	-	-	-	-
Total	-	-	-	-	-	-
ROS14						
Polling	-	-	-	-	-	-
Absentee	-	-	-	-	-	-
Early Vote	-	-	-	-	-	-
Provisional	-	-	-	-	-	-
Total	-	-	-	-	-	-
ROS15						
Polling	-	-	-	-	-	-
Absentee	-	-	-	-	-	-
Early Vote	-	-	-	-	-	-
Provisional	-	-	-	-	-	-
Total	-	-	-	-	-	-
ROS16						

RETRIEVED FROM DEMOCRACYDOCKET.COM

Statement of Votes Cast
Shelby County, TN
State and Federal General Election _Municipal Elections
November 6, 2018
SOVC For Jurisdiction Wide, All Counters, All Races
Official Combined Results

	TN HOUSE OF REP DIST 93						
	Reg. Voters	Times Counted	Total Votes	G. A. Hardaway, Sr.		Write-In Votes	
Polling	-	-	-	-	-	-	-
Absentee	-	-	-	-	-	-	-
Early Vote	-	-	-	-	-	-	-
Provisional	-	-	-	-	-	-	-
Total	-	-	-	-	-	-	-
STE00							
Polling	-	-	-	-	-	-	-
Absentee	-	-	-	-	-	-	-
Early Vote	-	-	-	-	-	-	-
Provisional	-	-	-	-	-	-	-
Total	-	-	-	-	-	-	-
Total							
Polling	36478	6696	5419	5300	97.80%	119	2.20%
Absentee	36478	233	160	158	98.75%	2	1.25%
Early Vote	36478	8820	6939	6825	98.36%	114	1.64%
Provisional	36478	57	40	40	100.00%	0	0.00%
Total	36478	15806	12558	12323	98.13%	235	1.87%

RETRIEVED FROM DEMOCRACYDOCKET.COM

Statement of Votes Cast
Shelby County, TN
State and Federal General Election _Municipal Elections
November 6, 2018
SOVC For Jurisdiction Wide, All Counters, All Races
Official Combined Results

	TN HOUSE OF REP DIST 95					
	Reg. Voters	Times Counted	Total Votes	Kevin Vaughan	Sanjeev Memula	Write-In Votes
Jurisdiction Wide						
00100						
Polling	-	-	-	-	-	-
Absentee	-	-	-	-	-	-
Early Vote	-	-	-	-	-	-
Provisional	-	-	-	-	-	-
Total	-	-	-	-	-	-
00200						
Polling	-	-	-	-	-	-
Absentee	-	-	-	-	-	-
Early Vote	-	-	-	-	-	-
Provisional	-	-	-	-	-	-
Total	-	-	-	-	-	-
01100						
Polling	-	-	-	-	-	-
Absentee	-	-	-	-	-	-
Early Vote	-	-	-	-	-	-
Provisional	-	-	-	-	-	-
Total	-	-	-	-	-	-
01200						
Polling	-	-	-	-	-	-
Absentee	-	-	-	-	-	-
Early Vote	-	-	-	-	-	-
Provisional	-	-	-	-	-	-
Total	-	-	-	-	-	-
01300						
Polling	-	-	-	-	-	-
Absentee	-	-	-	-	-	-
Early Vote	-	-	-	-	-	-
Provisional	-	-	-	-	-	-
Total	-	-	-	-	-	-
01601						
Polling	-	-	-	-	-	-
Absentee	-	-	-	-	-	-
Early Vote	-	-	-	-	-	-
Provisional	-	-	-	-	-	-
Total	-	-	-	-	-	-
01603						
Polling	-	-	-	-	-	-
Absentee	-	-	-	-	-	-
Early Vote	-	-	-	-	-	-
Provisional	-	-	-	-	-	-
Total	-	-	-	-	-	-
01700						
Polling	-	-	-	-	-	-
Absentee	-	-	-	-	-	-
Early Vote	-	-	-	-	-	-
Provisional	-	-	-	-	-	-
Total	-	-	-	-	-	-
02001						
Polling	-	-	-	-	-	-
Absentee	-	-	-	-	-	-
Early Vote	-	-	-	-	-	-
Provisional	-	-	-	-	-	-
Total	-	-	-	-	-	-
02003						
Polling	-	-	-	-	-	-
Absentee	-	-	-	-	-	-

RETRIEVED FROM DEMOCRACYDOCKET.COM

Statement of Votes Cast
Shelby County, TN
State and Federal General Election _Municipal Elections
November 6, 2018
SOVC For Jurisdiction Wide, All Counters, All Races
Official Combined Results

	TN HOUSE OF REP DIST 95							
	Reg. Voters	Times Counted	Total Votes	Kevin Vaughan		Sanjeev Memula		Write-In Votes	
Early Vote	-	-	-	-	-	-	-	-	-
Provisional	-	-	-	-	-	-	-	-	-
Total	-	-	-	-	-	-	-	-	-
02100									
Polling	-	-	-	-	-	-	-	-	-
Absentee	-	-	-	-	-	-	-	-	-
Early Vote	-	-	-	-	-	-	-	-	-
Provisional	-	-	-	-	-	-	-	-	-
Total	-	-	-	-	-	-	-	-	-
02600									
Polling	-	-	-	-	-	-	-	-	-
Absentee	-	-	-	-	-	-	-	-	-
Early Vote	-	-	-	-	-	-	-	-	-
Provisional	-	-	-	-	-	-	-	-	-
Total	-	-	-	-	-	-	-	-	-
02800									
Polling	-	-	-	-	-	-	-	-	-
Absentee	-	-	-	-	-	-	-	-	-
Early Vote	-	-	-	-	-	-	-	-	-
Provisional	-	-	-	-	-	-	-	-	-
Total	-	-	-	-	-	-	-	-	-
03102									
Polling	-	-	-	-	-	-	-	-	-
Absentee	-	-	-	-	-	-	-	-	-
Early Vote	-	-	-	-	-	-	-	-	-
Provisional	-	-	-	-	-	-	-	-	-
Total	-	-	-	-	-	-	-	-	-
03104									
Polling	-	-	-	-	-	-	-	-	-
Absentee	-	-	-	-	-	-	-	-	-
Early Vote	-	-	-	-	-	-	-	-	-
Provisional	-	-	-	-	-	-	-	-	-
Total	-	-	-	-	-	-	-	-	-
03300									
Polling	-	-	-	-	-	-	-	-	-
Absentee	-	-	-	-	-	-	-	-	-
Early Vote	-	-	-	-	-	-	-	-	-
Provisional	-	-	-	-	-	-	-	-	-
Total	-	-	-	-	-	-	-	-	-
03402									
Polling	-	-	-	-	-	-	-	-	-
Absentee	-	-	-	-	-	-	-	-	-
Early Vote	-	-	-	-	-	-	-	-	-
Provisional	-	-	-	-	-	-	-	-	-
Total	-	-	-	-	-	-	-	-	-
03601									
Polling	-	-	-	-	-	-	-	-	-
Absentee	-	-	-	-	-	-	-	-	-
Early Vote	-	-	-	-	-	-	-	-	-
Provisional	-	-	-	-	-	-	-	-	-
Total	-	-	-	-	-	-	-	-	-
03602									
Polling	-	-	-	-	-	-	-	-	-
Absentee	-	-	-	-	-	-	-	-	-
Early Vote	-	-	-	-	-	-	-	-	-
Provisional	-	-	-	-	-	-	-	-	-
Total	-	-	-	-	-	-	-	-	-
03700									

RETRIEVED FROM DEMOCRACYDOCKET.COM

Statement of Votes Cast
Shelby County, TN
State and Federal General Election _Municipal Elections
November 6, 2018
SOVC For Jurisdiction Wide, All Counters, All Races
Official Combined Results

	TN HOUSE OF REP DIST 95					
	Reg. Voters	Times Counted	Total Votes	Kevin Vaughan	Sanjeev Memula	Write-In Votes
Polling	-	-	-	-	-	-
Absentee	-	-	-	-	-	-
Early Vote	-	-	-	-	-	-
Provisional	-	-	-	-	-	-
Total	-	-	-	-	-	-
04103						
Polling	-	-	-	-	-	-
Absentee	-	-	-	-	-	-
Early Vote	-	-	-	-	-	-
Provisional	-	-	-	-	-	-
Total	-	-	-	-	-	-
04201						
Polling	-	-	-	-	-	-
Absentee	-	-	-	-	-	-
Early Vote	-	-	-	-	-	-
Provisional	-	-	-	-	-	-
Total	-	-	-	-	-	-
04401						
Polling	-	-	-	-	-	-
Absentee	-	-	-	-	-	-
Early Vote	-	-	-	-	-	-
Provisional	-	-	-	-	-	-
Total	-	-	-	-	-	-
04405						
Polling	-	-	-	-	-	-
Absentee	-	-	-	-	-	-
Early Vote	-	-	-	-	-	-
Provisional	-	-	-	-	-	-
Total	-	-	-	-	-	-
04502						
Polling	-	-	-	-	-	-
Absentee	-	-	-	-	-	-
Early Vote	-	-	-	-	-	-
Provisional	-	-	-	-	-	-
Total	-	-	-	-	-	-
04504						
Polling	-	-	-	-	-	-
Absentee	-	-	-	-	-	-
Early Vote	-	-	-	-	-	-
Provisional	-	-	-	-	-	-
Total	-	-	-	-	-	-
04602						
Polling	-	-	-	-	-	-
Absentee	-	-	-	-	-	-
Early Vote	-	-	-	-	-	-
Provisional	-	-	-	-	-	-
Total	-	-	-	-	-	-
04700						
Polling	-	-	-	-	-	-
Absentee	-	-	-	-	-	-
Early Vote	-	-	-	-	-	-
Provisional	-	-	-	-	-	-
Total	-	-	-	-	-	-
04900						
Polling	-	-	-	-	-	-
Absentee	-	-	-	-	-	-
Early Vote	-	-	-	-	-	-
Provisional	-	-	-	-	-	-

RETRIEVED FROM DEMOCRACYDOCKET.COM

Statement of Votes Cast
Shelby County, TN
State and Federal General Election _Municipal Elections
November 6, 2018
SOVC For Jurisdiction Wide, All Counters, All Races
Official Combined Results

TN HOUSE OF REP DIST 95

	Reg. Voters	Times Counted	Total Votes	Kevin Vaughan	Sanjeev Memula	Write-In Votes
Total	-	-	-	-	-	-
05001						
Polling	-	-	-	-	-	-
Absentee	-	-	-	-	-	-
Early Vote	-	-	-	-	-	-
Provisional	-	-	-	-	-	-
Total	-	-	-	-	-	-
05002						
Polling	-	-	-	-	-	-
Absentee	-	-	-	-	-	-
Early Vote	-	-	-	-	-	-
Provisional	-	-	-	-	-	-
Total	-	-	-	-	-	-
05201						
Polling	-	-	-	-	-	-
Absentee	-	-	-	-	-	-
Early Vote	-	-	-	-	-	-
Provisional	-	-	-	-	-	-
Total	-	-	-	-	-	-
05301						
Polling	-	-	-	-	-	-
Absentee	-	-	-	-	-	-
Early Vote	-	-	-	-	-	-
Provisional	-	-	-	-	-	-
Total	-	-	-	-	-	-
05400						
Polling	-	-	-	-	-	-
Absentee	-	-	-	-	-	-
Early Vote	-	-	-	-	-	-
Provisional	-	-	-	-	-	-
Total	-	-	-	-	-	-
05502						
Polling	-	-	-	-	-	-
Absentee	-	-	-	-	-	-
Early Vote	-	-	-	-	-	-
Provisional	-	-	-	-	-	-
Total	-	-	-	-	-	-
05700						
Polling	-	-	-	-	-	-
Absentee	-	-	-	-	-	-
Early Vote	-	-	-	-	-	-
Provisional	-	-	-	-	-	-
Total	-	-	-	-	-	-
05801						
Polling	-	-	-	-	-	-
Absentee	-	-	-	-	-	-
Early Vote	-	-	-	-	-	-
Provisional	-	-	-	-	-	-
Total	-	-	-	-	-	-
05804						
Polling	-	-	-	-	-	-
Absentee	-	-	-	-	-	-
Early Vote	-	-	-	-	-	-
Provisional	-	-	-	-	-	-
Total	-	-	-	-	-	-
05905						
Polling	-	-	-	-	-	-
Absentee	-	-	-	-	-	-

RETRIEVED FROM DEMOCRACYDOCKET.COM

Statement of Votes Cast
Shelby County, TN
State and Federal General Election _Municipal Elections
November 6, 2018
SOVC For Jurisdiction Wide, All Counters, All Races
Official Combined Results

	TN HOUSE OF REP DIST 95					
	Reg. Voters	Times Counted	Total Votes	Kevin Vaughan	Sanjeev Memula	Write-In Votes
Early Vote	-	-	-	-	-	-
Provisional	-	-	-	-	-	-
Total	-	-	-	-	-	-
06003						
Polling	-	-	-	-	-	-
Absentee	-	-	-	-	-	-
Early Vote	-	-	-	-	-	-
Provisional	-	-	-	-	-	-
Total	-	-	-	-	-	-
06005						
Polling	-	-	-	-	-	-
Absentee	-	-	-	-	-	-
Early Vote	-	-	-	-	-	-
Provisional	-	-	-	-	-	-
Total	-	-	-	-	-	-
06006						
Polling	-	-	-	-	-	-
Absentee	-	-	-	-	-	-
Early Vote	-	-	-	-	-	-
Provisional	-	-	-	-	-	-
Total	-	-	-	-	-	-
06007						
Polling	-	-	-	-	-	-
Absentee	-	-	-	-	-	-
Early Vote	-	-	-	-	-	-
Provisional	-	-	-	-	-	-
Total	-	-	-	-	-	-
06009						
Polling	-	-	-	-	-	-
Absentee	-	-	-	-	-	-
Early Vote	-	-	-	-	-	-
Provisional	-	-	-	-	-	-
Total	-	-	-	-	-	-
06100						
Polling	-	-	-	-	-	-
Absentee	-	-	-	-	-	-
Early Vote	-	-	-	-	-	-
Provisional	-	-	-	-	-	-
Total	-	-	-	-	-	-
06200						
Polling	-	-	-	-	-	-
Absentee	-	-	-	-	-	-
Early Vote	-	-	-	-	-	-
Provisional	-	-	-	-	-	-
Total	-	-	-	-	-	-
06400						
Polling	-	-	-	-	-	-
Absentee	-	-	-	-	-	-
Early Vote	-	-	-	-	-	-
Provisional	-	-	-	-	-	-
Total	-	-	-	-	-	-
06600						
Polling	-	-	-	-	-	-
Absentee	-	-	-	-	-	-
Early Vote	-	-	-	-	-	-
Provisional	-	-	-	-	-	-
Total	-	-	-	-	-	-
06701						

RETRIEVED FROM DEMOCRACYDOCKET.COM

Statement of Votes Cast
Shelby County, TN
State and Federal General Election _Municipal Elections
November 6, 2018
SOVC For Jurisdiction Wide, All Counters, All Races
Official Combined Results

TN HOUSE OF REP DIST 95

	Reg. Voters	Times Counted	Total Votes	Kevin Vaughan	Sanjeev Memula	Write-In Votes
Polling	-	-	-	-	-	-
Absentee	-	-	-	-	-	-
Early Vote	-	-	-	-	-	-
Provisional	-	-	-	-	-	-
Total	-	-	-	-	-	-
06703						
Polling	-	-	-	-	-	-
Absentee	-	-	-	-	-	-
Early Vote	-	-	-	-	-	-
Provisional	-	-	-	-	-	-
Total	-	-	-	-	-	-
06801						
Polling	-	-	-	-	-	-
Absentee	-	-	-	-	-	-
Early Vote	-	-	-	-	-	-
Provisional	-	-	-	-	-	-
Total	-	-	-	-	-	-
06803						
Polling	-	-	-	-	-	-
Absentee	-	-	-	-	-	-
Early Vote	-	-	-	-	-	-
Provisional	-	-	-	-	-	-
Total	-	-	-	-	-	-
06902						
Polling	-	-	-	-	-	-
Absentee	-	-	-	-	-	-
Early Vote	-	-	-	-	-	-
Provisional	-	-	-	-	-	-
Total	-	-	-	-	-	-
07001						
Polling	-	-	-	-	-	-
Absentee	-	-	-	-	-	-
Early Vote	-	-	-	-	-	-
Provisional	-	-	-	-	-	-
Total	-	-	-	-	-	-
07002						
Polling	-	-	-	-	-	-
Absentee	-	-	-	-	-	-
Early Vote	-	-	-	-	-	-
Provisional	-	-	-	-	-	-
Total	-	-	-	-	-	-
07104						
Polling	-	-	-	-	-	-
Absentee	-	-	-	-	-	-
Early Vote	-	-	-	-	-	-
Provisional	-	-	-	-	-	-
Total	-	-	-	-	-	-
07203						
Polling	-	-	-	-	-	-
Absentee	-	-	-	-	-	-
Early Vote	-	-	-	-	-	-
Provisional	-	-	-	-	-	-
Total	-	-	-	-	-	-
07207						
Polling	-	-	-	-	-	-
Absentee	-	-	-	-	-	-
Early Vote	-	-	-	-	-	-
Provisional	-	-	-	-	-	-

RETRIEVED FROM DEMOCRACYDOCKET.COM

Statement of Votes Cast
Shelby County, TN
State and Federal General Election _Municipal Elections
November 6, 2018
SOVC For Jurisdiction Wide, All Counters, All Races
Official Combined Results

TN HOUSE OF REP DIST 95

	Reg. Voters	Times Counted	Total Votes	Kevin Vaughan	Sanjeev Memula	Write-In Votes
Total	-	-	-	-	-	-
07301						
Polling	-	-	-	-	-	-
Absentee	-	-	-	-	-	-
Early Vote	-	-	-	-	-	-
Provisional	-	-	-	-	-	-
Total	-	-	-	-	-	-
07303						
Polling	-	-	-	-	-	-
Absentee	-	-	-	-	-	-
Early Vote	-	-	-	-	-	-
Provisional	-	-	-	-	-	-
Total	-	-	-	-	-	-
07401						
Polling	-	-	-	-	-	-
Absentee	-	-	-	-	-	-
Early Vote	-	-	-	-	-	-
Provisional	-	-	-	-	-	-
Total	-	-	-	-	-	-
07402						
Polling	-	-	-	-	-	-
Absentee	-	-	-	-	-	-
Early Vote	-	-	-	-	-	-
Provisional	-	-	-	-	-	-
Total	-	-	-	-	-	-
07405						
Polling	-	-	-	-	-	-
Absentee	-	-	-	-	-	-
Early Vote	-	-	-	-	-	-
Provisional	-	-	-	-	-	-
Total	-	-	-	-	-	-
07409						
Polling	-	-	-	-	-	-
Absentee	-	-	-	-	-	-
Early Vote	-	-	-	-	-	-
Provisional	-	-	-	-	-	-
Total	-	-	-	-	-	-
07501						
Polling	-	-	-	-	-	-
Absentee	-	-	-	-	-	-
Early Vote	-	-	-	-	-	-
Provisional	-	-	-	-	-	-
Total	-	-	-	-	-	-
07506						
Polling	-	-	-	-	-	-
Absentee	-	-	-	-	-	-
Early Vote	-	-	-	-	-	-
Provisional	-	-	-	-	-	-
Total	-	-	-	-	-	-
07507						
Polling	-	-	-	-	-	-
Absentee	-	-	-	-	-	-
Early Vote	-	-	-	-	-	-
Provisional	-	-	-	-	-	-
Total	-	-	-	-	-	-
07511						
Polling	-	-	-	-	-	-
Absentee	-	-	-	-	-	-

RETRIEVED FROM DEMOCRACYDOCKET.COM

Statement of Votes Cast
Shelby County, TN
State and Federal General Election _Municipal Elections
November 6, 2018
SOVC For Jurisdiction Wide, All Counters, All Races
Official Combined Results

	TN HOUSE OF REP DIST 95					
	Reg. Voters	Times Counted	Total Votes	Kevin Vaughan	Sanjeev Memula	Write-In Votes
Early Vote	-	-	-	-	-	-
Provisional	-	-	-	-	-	-
Total	-	-	-	-	-	-
07604						
Polling	-	-	-	-	-	-
Absentee	-	-	-	-	-	-
Early Vote	-	-	-	-	-	-
Provisional	-	-	-	-	-	-
Total	-	-	-	-	-	-
07605						
Polling	-	-	-	-	-	-
Absentee	-	-	-	-	-	-
Early Vote	-	-	-	-	-	-
Provisional	-	-	-	-	-	-
Total	-	-	-	-	-	-
07606						
Polling	-	-	-	-	-	-
Absentee	-	-	-	-	-	-
Early Vote	-	-	-	-	-	-
Provisional	-	-	-	-	-	-
Total	-	-	-	-	-	-
07701						
Polling	-	-	-	-	-	-
Absentee	-	-	-	-	-	-
Early Vote	-	-	-	-	-	-
Provisional	-	-	-	-	-	-
Total	-	-	-	-	-	-
07703						
Polling	-	-	-	-	-	-
Absentee	-	-	-	-	-	-
Early Vote	-	-	-	-	-	-
Provisional	-	-	-	-	-	-
Total	-	-	-	-	-	-
07803						
Polling	-	-	-	-	-	-
Absentee	-	-	-	-	-	-
Early Vote	-	-	-	-	-	-
Provisional	-	-	-	-	-	-
Total	-	-	-	-	-	-
07901						
Polling	-	-	-	-	-	-
Absentee	-	-	-	-	-	-
Early Vote	-	-	-	-	-	-
Provisional	-	-	-	-	-	-
Total	-	-	-	-	-	-
07902						
Polling	-	-	-	-	-	-
Absentee	-	-	-	-	-	-
Early Vote	-	-	-	-	-	-
Provisional	-	-	-	-	-	-
Total	-	-	-	-	-	-
07903						
Polling	-	-	-	-	-	-
Absentee	-	-	-	-	-	-
Early Vote	-	-	-	-	-	-
Provisional	-	-	-	-	-	-
Total	-	-	-	-	-	-
07907						

RETRIEVED FROM DEMOCRACYDOCKET.COM

Statement of Votes Cast
Shelby County, TN
State and Federal General Election _Municipal Elections
November 6, 2018
SOVC For Jurisdiction Wide, All Counters, All Races
Official Combined Results

	TN HOUSE OF REP DIST 95					
	Reg. Voters	Times Counted	Total Votes	Kevin Vaughan	Sanjeev Memula	Write-In Votes
Polling	-	-	-	-	-	-
Absentee	-	-	-	-	-	-
Early Vote	-	-	-	-	-	-
Provisional	-	-	-	-	-	-
Total	-	-	-	-	-	-
08002						
Polling	-	-	-	-	-	-
Absentee	-	-	-	-	-	-
Early Vote	-	-	-	-	-	-
Provisional	-	-	-	-	-	-
Total	-	-	-	-	-	-
08101						
Polling	-	-	-	-	-	-
Absentee	-	-	-	-	-	-
Early Vote	-	-	-	-	-	-
Provisional	-	-	-	-	-	-
Total	-	-	-	-	-	-
08103						
Polling	-	-	-	-	-	-
Absentee	-	-	-	-	-	-
Early Vote	-	-	-	-	-	-
Provisional	-	-	-	-	-	-
Total	-	-	-	-	-	-
08105						
Polling	-	-	-	-	-	-
Absentee	-	-	-	-	-	-
Early Vote	-	-	-	-	-	-
Provisional	-	-	-	-	-	-
Total	-	-	-	-	-	-
08107						
Polling	-	-	-	-	-	-
Absentee	-	-	-	-	-	-
Early Vote	-	-	-	-	-	-
Provisional	-	-	-	-	-	-
Total	-	-	-	-	-	-
08202						
Polling	-	-	-	-	-	-
Absentee	-	-	-	-	-	-
Early Vote	-	-	-	-	-	-
Provisional	-	-	-	-	-	-
Total	-	-	-	-	-	-
08300						
Polling	-	-	-	-	-	-
Absentee	-	-	-	-	-	-
Early Vote	-	-	-	-	-	-
Provisional	-	-	-	-	-	-
Total	-	-	-	-	-	-
08402						
Polling	-	-	-	-	-	-
Absentee	-	-	-	-	-	-
Early Vote	-	-	-	-	-	-
Provisional	-	-	-	-	-	-
Total	-	-	-	-	-	-
08600						
Polling	-	-	-	-	-	-
Absentee	-	-	-	-	-	-
Early Vote	-	-	-	-	-	-
Provisional	-	-	-	-	-	-

RETRIEVED FROM DEMOCRACYDOCKET.COM

Statement of Votes Cast
Shelby County, TN
State and Federal General Election _Municipal Elections
November 6, 2018
SOVC For Jurisdiction Wide, All Counters, All Races
Official Combined Results

TN HOUSE OF REP DIST 95

	Reg. Voters	Times Counted	Total Votes	Kevin Vaughan	Sanjeev Memula	Write-In Votes
Total	-	-	-	-	-	-
08702						
Polling	-	-	-	-	-	-
Absentee	-	-	-	-	-	-
Early Vote	-	-	-	-	-	-
Provisional	-	-	-	-	-	-
Total	-	-	-	-	-	-
08703						
Polling	-	-	-	-	-	-
Absentee	-	-	-	-	-	-
Early Vote	-	-	-	-	-	-
Provisional	-	-	-	-	-	-
Total	-	-	-	-	-	-
08704						
Polling	-	-	-	-	-	-
Absentee	-	-	-	-	-	-
Early Vote	-	-	-	-	-	-
Provisional	-	-	-	-	-	-
Total	-	-	-	-	-	-
08802						
Polling	-	-	-	-	-	-
Absentee	-	-	-	-	-	-
Early Vote	-	-	-	-	-	-
Provisional	-	-	-	-	-	-
Total	-	-	-	-	-	-
08803						
Polling	-	-	-	-	-	-
Absentee	-	-	-	-	-	-
Early Vote	-	-	-	-	-	-
Provisional	-	-	-	-	-	-
Total	-	-	-	-	-	-
08804						
Polling	-	-	-	-	-	-
Absentee	-	-	-	-	-	-
Early Vote	-	-	-	-	-	-
Provisional	-	-	-	-	-	-
Total	-	-	-	-	-	-
08901						
Polling	-	-	-	-	-	-
Absentee	-	-	-	-	-	-
Early Vote	-	-	-	-	-	-
Provisional	-	-	-	-	-	-
Total	-	-	-	-	-	-
08902						
Polling	-	-	-	-	-	-
Absentee	-	-	-	-	-	-
Early Vote	-	-	-	-	-	-
Provisional	-	-	-	-	-	-
Total	-	-	-	-	-	-
09002						
Polling	-	-	-	-	-	-
Absentee	-	-	-	-	-	-
Early Vote	-	-	-	-	-	-
Provisional	-	-	-	-	-	-
Total	-	-	-	-	-	-
09003						
Polling	-	-	-	-	-	-
Absentee	-	-	-	-	-	-

RETRIEVED FROM DEMOCRACYDOCKET.COM

Statement of Votes Cast
Shelby County, TN
State and Federal General Election _Municipal Elections
November 6, 2018
SOVC For Jurisdiction Wide, All Counters, All Races
Official Combined Results

	TN HOUSE OF REP DIST 95					
	Reg. Voters	Times Counted	Total Votes	Kevin Vaughan	Sanjeev Memula	Write-In Votes
Early Vote	-	-	-	-	-	-
Provisional	-	-	-	-	-	-
Total	-	-	-	-	-	-
09101						
Polling	-	-	-	-	-	-
Absentee	-	-	-	-	-	-
Early Vote	-	-	-	-	-	-
Provisional	-	-	-	-	-	-
Total	-	-	-	-	-	-
09102						
Polling	-	-	-	-	-	-
Absentee	-	-	-	-	-	-
Early Vote	-	-	-	-	-	-
Provisional	-	-	-	-	-	-
Total	-	-	-	-	-	-
09104						
Polling	-	-	-	-	-	-
Absentee	-	-	-	-	-	-
Early Vote	-	-	-	-	-	-
Provisional	-	-	-	-	-	-
Total	-	-	-	-	-	-
09201						
Polling	-	-	-	-	-	-
Absentee	-	-	-	-	-	-
Early Vote	-	-	-	-	-	-
Provisional	-	-	-	-	-	-
Total	-	-	-	-	-	-
09301						
Polling	-	-	-	-	-	-
Absentee	-	-	-	-	-	-
Early Vote	-	-	-	-	-	-
Provisional	-	-	-	-	-	-
Total	-	-	-	-	-	-
09303						
Polling	-	-	-	-	-	-
Absentee	-	-	-	-	-	-
Early Vote	-	-	-	-	-	-
Provisional	-	-	-	-	-	-
Total	-	-	-	-	-	-
09403						
Polling	-	-	-	-	-	-
Absentee	-	-	-	-	-	-
Early Vote	-	-	-	-	-	-
Provisional	-	-	-	-	-	-
Total	-	-	-	-	-	-
09406						
Polling	-	-	-	-	-	-
Absentee	-	-	-	-	-	-
Early Vote	-	-	-	-	-	-
Provisional	-	-	-	-	-	-
Total	-	-	-	-	-	-
09407						
Polling	-	-	-	-	-	-
Absentee	-	-	-	-	-	-
Early Vote	-	-	-	-	-	-
Provisional	-	-	-	-	-	-
Total	-	-	-	-	-	-
09408						

RETRIEVED FROM DEMOCRACYDOCKET.COM

Statement of Votes Cast
Shelby County, TN
State and Federal General Election _Municipal Elections
November 6, 2018
SOVC For Jurisdiction Wide, All Counters, All Races
Official Combined Results

TN HOUSE OF REP DIST 95

	Reg. Voters	Times Counted	Total Votes	Kevin Vaughan	Sanjeev Memula	Write-In Votes
Polling	-	-	-	-	-	-
Absentee	-	-	-	-	-	-
Early Vote	-	-	-	-	-	-
Provisional	-	-	-	-	-	-
Total	-	-	-	-	-	-
09501						
Polling	-	-	-	-	-	-
Absentee	-	-	-	-	-	-
Early Vote	-	-	-	-	-	-
Provisional	-	-	-	-	-	-
Total	-	-	-	-	-	-
09505						
Polling	-	-	-	-	-	-
Absentee	-	-	-	-	-	-
Early Vote	-	-	-	-	-	-
Provisional	-	-	-	-	-	-
Total	-	-	-	-	-	-
09506						
Polling	-	-	-	-	-	-
Absentee	-	-	-	-	-	-
Early Vote	-	-	-	-	-	-
Provisional	-	-	-	-	-	-
Total	-	-	-	-	-	-
09507						
Polling	-	-	-	-	-	-
Absentee	-	-	-	-	-	-
Early Vote	-	-	-	-	-	-
Provisional	-	-	-	-	-	-
Total	-	-	-	-	-	-
09508						
Polling	-	-	-	-	-	-
Absentee	-	-	-	-	-	-
Early Vote	-	-	-	-	-	-
Provisional	-	-	-	-	-	-
Total	-	-	-	-	-	-
09601						
Polling	-	-	-	-	-	-
Absentee	-	-	-	-	-	-
Early Vote	-	-	-	-	-	-
Provisional	-	-	-	-	-	-
Total	-	-	-	-	-	-
09602						
Polling	-	-	-	-	-	-
Absentee	-	-	-	-	-	-
Early Vote	-	-	-	-	-	-
Provisional	-	-	-	-	-	-
Total	-	-	-	-	-	-
ARL01						
Polling	-	-	-	-	-	-
Absentee	-	-	-	-	-	-
Early Vote	-	-	-	-	-	-
Provisional	-	-	-	-	-	-
Total	-	-	-	-	-	-
ARL02						
Polling	-	-	-	-	-	-
Absentee	-	-	-	-	-	-
Early Vote	-	-	-	-	-	-
Provisional	-	-	-	-	-	-

RETRIEVED FROM DEMOCRACYDOCKET.COM

Statement of Votes Cast
Shelby County, TN
State and Federal General Election _Municipal Elections
November 6, 2018
SOVC For Jurisdiction Wide, All Counters, All Races
Official Combined Results

TN HOUSE OF REP DIST 95

	Reg. Voters	Times Counted	Total Votes	Kevin Vaughan	Sanjeev Memula	Write-In Votes
Total	-	-	-	-	-	-
BAR03						
Polling	-	-	-	-	-	-
Absentee	-	-	-	-	-	-
Early Vote	-	-	-	-	-	-
Provisional	-	-	-	-	-	-
Total	-	-	-	-	-	-
BAR04						
Polling	-	-	-	-	-	-
Absentee	-	-	-	-	-	-
Early Vote	-	-	-	-	-	-
Provisional	-	-	-	-	-	-
Total	-	-	-	-	-	-
BAR05						
Polling	-	-	-	-	-	-
Absentee	-	-	-	-	-	-
Early Vote	-	-	-	-	-	-
Provisional	-	-	-	-	-	-
Total	-	-	-	-	-	-
BAR06						
Polling	-	-	-	-	-	-
Absentee	-	-	-	-	-	-
Early Vote	-	-	-	-	-	-
Provisional	-	-	-	-	-	-
Total	-	-	-	-	-	-
BAR08						
Polling	-	-	-	-	-	-
Absentee	-	-	-	-	-	-
Early Vote	-	-	-	-	-	-
Provisional	-	-	-	-	-	-
Total	-	-	-	-	-	-
BAR09						
Polling	-	-	-	-	-	-
Absentee	-	-	-	-	-	-
Early Vote	-	-	-	-	-	-
Provisional	-	-	-	-	-	-
Total	-	-	-	-	-	-
BAR11						
Polling	-	-	-	-	-	-
Absentee	-	-	-	-	-	-
Early Vote	-	-	-	-	-	-
Provisional	-	-	-	-	-	-
Total	-	-	-	-	-	-
BAR13						
Polling	-	-	-	-	-	-
Absentee	-	-	-	-	-	-
Early Vote	-	-	-	-	-	-
Provisional	-	-	-	-	-	-
Total	-	-	-	-	-	-
BRU01						
Polling	-	-	-	-	-	-
Absentee	-	-	-	-	-	-
Early Vote	-	-	-	-	-	-
Provisional	-	-	-	-	-	-
Total	-	-	-	-	-	-
BRU02						
Polling	-	-	-	-	-	-
Absentee	-	-	-	-	-	-

RETRIEVED FROM DEMOCRACYDOCKET.COM

Statement of Votes Cast
Shelby County, TN
State and Federal General Election _Municipal Elections
November 6, 2018
SOVC For Jurisdiction Wide, All Counters, All Races
Official Combined Results

TN HOUSE OF REP DIST 95

	Reg. Voters	Times Counted	Total Votes	Kevin Vaughan		Sanjeev Memula		Write-In Votes	
Early Vote	-	-	-	-	-	-	-	-	-
Provisional	-	-	-	-	-	-	-	-	-
Total	-	-	-	-	-	-	-	-	-
COL01									
Polling	4889	942	917	732	79.83%	185	20.17%	0	0.00%
Absentee	4889	25	24	10	41.67%	14	58.33%	0	0.00%
Early Vote	4889	1952	1895	1512	79.79%	382	20.16%	1	0.05%
Provisional	4889	4	4	1	25.00%	3	75.00%	0	0.00%
Total	4889	2923	2840	2255	79.40%	584	20.56%	1	0.04%
COL02									
Polling	4775	862	818	417	50.98%	400	48.90%	1	0.12%
Absentee	4775	45	40	19	47.50%	21	52.50%	0	0.00%
Early Vote	4775	1827	1712	1075	62.79%	636	37.15%	1	0.06%
Provisional	4775	7	6	4	66.67%	2	33.33%	0	0.00%
Total	4775	2741	2576	1515	58.81%	1059	41.11%	2	0.08%
COL03									
Polling	3987	604	581	439	75.56%	142	24.44%	0	0.00%
Absentee	3987	18	18	13	72.22%	5	27.78%	0	0.00%
Early Vote	3987	1723	1650	1358	82.30%	291	17.64%	1	0.06%
Provisional	3987	6	6	5	83.33%	1	16.67%	0	0.00%
Total	3987	2351	2255	1815	80.49%	439	19.47%	1	0.04%
COL04									
Polling	4335	697	666	486	72.97%	178	26.73%	2	0.30%
Absentee	4335	33	31	20	64.52%	11	35.48%	0	0.00%
Early Vote	4335	1990	1926	1502	77.99%	423	21.96%	1	0.05%
Provisional	4335	10	10	6	60.00%	4	40.00%	0	0.00%
Total	4335	2730	2633	2014	76.49%	616	23.40%	3	0.11%
COL05									
Polling	2502	545	526	426	80.99%	99	18.82%	1	0.19%
Absentee	2502	28	25	12	48.00%	13	52.00%	0	0.00%
Early Vote	2502	965	944	769	81.46%	174	18.43%	1	0.11%
Provisional	2502	2	2	2	100.00%	0	0.00%	0	0.00%
Total	2502	1540	1497	1209	80.76%	286	19.10%	2	0.13%
COL06									
Polling	3584	523	507	400	78.90%	107	21.10%	0	0.00%
Absentee	3584	48	46	22	47.83%	24	52.17%	0	0.00%
Early Vote	3584	1570	1528	1209	79.12%	318	20.81%	1	0.07%
Provisional	3584	3	2	0	0.00%	2	100.00%	0	0.00%
Total	3584	2144	2083	1631	78.30%	451	21.65%	1	0.05%
COL07									
Polling	3883	852	818	324	39.61%	494	60.39%	0	0.00%
Absentee	3883	32	30	8	26.67%	22	73.33%	0	0.00%
Early Vote	3883	1496	1450	542	37.38%	908	62.62%	0	0.00%
Provisional	3883	9	8	4	50.00%	4	50.00%	0	0.00%
Total	3883	2389	2306	878	38.07%	1428	61.93%	0	0.00%
COL08									
Polling	2554	523	515	382	74.17%	132	25.63%	1	0.19%
Absentee	2554	32	32	22	68.75%	10	31.25%	0	0.00%
Early Vote	2554	992	968	728	75.21%	238	24.59%	2	0.21%
Provisional	2554	6	6	4	66.67%	2	33.33%	0	0.00%
Total	2554	1553	1521	1136	74.69%	382	25.12%	3	0.20%
COL09									
Polling	4063	608	581	444	76.42%	136	23.41%	1	0.17%
Absentee	4063	55	54	37	68.52%	17	31.48%	0	0.00%
Early Vote	4063	1754	1704	1309	76.82%	392	23.00%	3	0.18%
Provisional	4063	9	8	5	62.50%	3	37.50%	0	0.00%
Total	4063	2426	2347	1795	76.48%	548	23.35%	4	0.17%
COR03									

RETRIEVED FROM DEMOCRACYDOCKET.COM

Statement of Votes Cast
Shelby County, TN
State and Federal General Election _Municipal Elections
November 6, 2018
SOVC For Jurisdiction Wide, All Counters, All Races
Official Combined Results

TN HOUSE OF REP DIST 95

	Reg. Voters	Times Counted	Total Votes	Kevin Vaughan		Sanjeev Memula		Write-In Votes	
Polling	19	33	30	10	33.33%	20	66.67%	0	0.00%
Absentee	19	1	1	0	0.00%	1	100.00%	0	0.00%
Early Vote	19	15	14	11	78.57%	3	21.43%	0	0.00%
Provisional	19	0	0	0	-	0	-	0	-
Total	19	49	45	21	46.67%	24	53.33%	0	0.00%
COR04									
Polling	-	-	-	-	-	-	-	-	-
Absentee	-	-	-	-	-	-	-	-	-
Early Vote	-	-	-	-	-	-	-	-	-
Provisional	-	-	-	-	-	-	-	-	-
Total	-	-	-	-	-	-	-	-	-
COR05									
Polling	-	-	-	-	-	-	-	-	-
Absentee	-	-	-	-	-	-	-	-	-
Early Vote	-	-	-	-	-	-	-	-	-
Provisional	-	-	-	-	-	-	-	-	-
Total	-	-	-	-	-	-	-	-	-
EAD00									
Polling	1852	513	496	410	82.66%	86	17.34%	0	0.00%
Absentee	1852	16	16	11	68.75%	5	31.25%	0	0.00%
Early Vote	1852	705	686	502	73.18%	183	26.68%	1	0.15%
Provisional	1852	2	2	0	0.00%	2	100.00%	0	0.00%
Total	1852	1236	1200	923	76.92%	276	23.00%	1	0.08%
FOR01									
Polling	-	-	-	-	-	-	-	-	-
Absentee	-	-	-	-	-	-	-	-	-
Early Vote	-	-	-	-	-	-	-	-	-
Provisional	-	-	-	-	-	-	-	-	-
Total	-	-	-	-	-	-	-	-	-
FOR02									
Polling	1249	184	181	68	37.57%	112	61.88%	1	0.55%
Absentee	1249	21	20	13	65.00%	7	35.00%	0	0.00%
Early Vote	1249	546	518	163	31.47%	355	68.53%	0	0.00%
Provisional	1249	4	3	0	0.00%	3	100.00%	0	0.00%
Total	1249	755	722	244	33.80%	477	66.07%	1	0.14%
FOR03									
Polling	-	-	-	-	-	-	-	-	-
Absentee	-	-	-	-	-	-	-	-	-
Early Vote	-	-	-	-	-	-	-	-	-
Provisional	-	-	-	-	-	-	-	-	-
Total	-	-	-	-	-	-	-	-	-
GER02									
Polling	-	-	-	-	-	-	-	-	-
Absentee	-	-	-	-	-	-	-	-	-
Early Vote	-	-	-	-	-	-	-	-	-
Provisional	-	-	-	-	-	-	-	-	-
Total	-	-	-	-	-	-	-	-	-
GER03									
Polling	489	86	82	65	79.27%	17	20.73%	0	0.00%
Absentee	489	11	11	8	72.73%	3	27.27%	0	0.00%
Early Vote	489	208	196	143	72.96%	53	27.04%	0	0.00%
Provisional	489	0	0	0	-	0	-	0	-
Total	489	305	289	216	74.74%	73	25.26%	0	0.00%
GER04									
Polling	4840	962	915	641	70.05%	273	29.84%	1	0.11%
Absentee	4840	72	70	36	51.43%	34	48.57%	0	0.00%
Early Vote	4840	2254	2150	1635	76.05%	514	23.91%	1	0.05%
Provisional	4840	6	6	3	50.00%	3	50.00%	0	0.00%

RETRIEVED FROM DEMOCRACYDOCKET.COM

Statement of Votes Cast
Shelby County, TN
State and Federal General Election _Municipal Elections
November 6, 2018
SOVC For Jurisdiction Wide, All Counters, All Races
Official Combined Results

TN HOUSE OF REP DIST 95

	Reg. Voters	Times Counted	Total Votes	Kevin Vaughan		Sanjeev Memula		Write-In Votes	
Total	4840	3294	3141	2315	73.70%	824	26.23%	2	0.06%
GER05									
Polling	-	-	-	-	-	-	-	-	-
Absentee	-	-	-	-	-	-	-	-	-
Early Vote	-	-	-	-	-	-	-	-	-
Provisional	-	-	-	-	-	-	-	-	-
Total	-	-	-	-	-	-	-	-	-
GER06									
Polling	-	-	-	-	-	-	-	-	-
Absentee	-	-	-	-	-	-	-	-	-
Early Vote	-	-	-	-	-	-	-	-	-
Provisional	-	-	-	-	-	-	-	-	-
Total	-	-	-	-	-	-	-	-	-
GER08									
Polling	2407	519	501	376	75.05%	125	24.95%	0	0.00%
Absentee	2407	28	28	10	35.71%	18	64.29%	0	0.00%
Early Vote	2407	1118	1077	772	71.68%	305	28.32%	0	0.00%
Provisional	2407	2	2	1	50.00%	1	50.00%	0	0.00%
Total	2407	1667	1608	1159	72.08%	449	27.92%	0	0.00%
GER10									
Polling	-	-	-	-	-	-	-	-	-
Absentee	-	-	-	-	-	-	-	-	-
Early Vote	-	-	-	-	-	-	-	-	-
Provisional	-	-	-	-	-	-	-	-	-
Total	-	-	-	-	-	-	-	-	-
GER11									
Polling	4461	719	688	520	75.58%	168	24.42%	0	0.00%
Absentee	4461	57	57	32	56.14%	24	42.11%	1	1.75%
Early Vote	4461	2136	2043	1595	78.07%	447	21.88%	1	0.05%
Provisional	4461	8	8	5	62.50%	3	37.50%	0	0.00%
Total	4461	2920	2796	2152	76.97%	642	22.96%	2	0.07%
GER12									
Polling	1418	255	250	181	72.40%	69	27.60%	0	0.00%
Absentee	1418	21	20	7	35.00%	13	65.00%	0	0.00%
Early Vote	1418	714	694	537	77.38%	156	22.48%	1	0.14%
Provisional	1418	3	3	1	33.33%	2	66.67%	0	0.00%
Total	1418	993	967	726	75.08%	240	24.82%	1	0.10%
LAK01									
Polling	-	-	-	-	-	-	-	-	-
Absentee	-	-	-	-	-	-	-	-	-
Early Vote	-	-	-	-	-	-	-	-	-
Provisional	-	-	-	-	-	-	-	-	-
Total	-	-	-	-	-	-	-	-	-
LAK02									
Polling	-	-	-	-	-	-	-	-	-
Absentee	-	-	-	-	-	-	-	-	-
Early Vote	-	-	-	-	-	-	-	-	-
Provisional	-	-	-	-	-	-	-	-	-
Total	-	-	-	-	-	-	-	-	-
LUC01									
Polling	-	-	-	-	-	-	-	-	-
Absentee	-	-	-	-	-	-	-	-	-
Early Vote	-	-	-	-	-	-	-	-	-
Provisional	-	-	-	-	-	-	-	-	-
Total	-	-	-	-	-	-	-	-	-
LUC03									
Polling	-	-	-	-	-	-	-	-	-
Absentee	-	-	-	-	-	-	-	-	-

RETRIEVED FROM DEMOCRACYDOCKET.COM

Statement of Votes Cast
Shelby County, TN
State and Federal General Election _Municipal Elections
November 6, 2018
SOVC For Jurisdiction Wide, All Counters, All Races
Official Combined Results

TN HOUSE OF REP DIST 95

	Reg. Voters	Times Counted	Total Votes	Kevin Vaughan		Sanjeev Memula		Write-In Votes	
Early Vote	-	-	-	-	-	-	-	-	-
Provisional	-	-	-	-	-	-	-	-	-
Total	-	-	-	-	-	-	-	-	-
MCC00									
Polling	-	-	-	-	-	-	-	-	-
Absentee	-	-	-	-	-	-	-	-	-
Early Vote	-	-	-	-	-	-	-	-	-
Provisional	-	-	-	-	-	-	-	-	-
Total	-	-	-	-	-	-	-	-	-
MIL01									
Polling	-	-	-	-	-	-	-	-	-
Absentee	-	-	-	-	-	-	-	-	-
Early Vote	-	-	-	-	-	-	-	-	-
Provisional	-	-	-	-	-	-	-	-	-
Total	-	-	-	-	-	-	-	-	-
MIL02									
Polling	-	-	-	-	-	-	-	-	-
Absentee	-	-	-	-	-	-	-	-	-
Early Vote	-	-	-	-	-	-	-	-	-
Provisional	-	-	-	-	-	-	-	-	-
Total	-	-	-	-	-	-	-	-	-
MOR01									
Polling	-	-	-	-	-	-	-	-	-
Absentee	-	-	-	-	-	-	-	-	-
Early Vote	-	-	-	-	-	-	-	-	-
Provisional	-	-	-	-	-	-	-	-	-
Total	-	-	-	-	-	-	-	-	-
MOR02									
Polling	766	132	124	93	75.00%	31	25.00%	0	0.00%
Absentee	766	7	7	4	57.14%	3	42.86%	0	0.00%
Early Vote	766	349	342	248	72.51%	94	27.49%	0	0.00%
Provisional	766	0	0	0	-	0	-	0	-
Total	766	488	473	345	72.94%	128	27.06%	0	0.00%
ROS05									
Polling	-	-	-	-	-	-	-	-	-
Absentee	-	-	-	-	-	-	-	-	-
Early Vote	-	-	-	-	-	-	-	-	-
Provisional	-	-	-	-	-	-	-	-	-
Total	-	-	-	-	-	-	-	-	-
ROS13									
Polling	-	-	-	-	-	-	-	-	-
Absentee	-	-	-	-	-	-	-	-	-
Early Vote	-	-	-	-	-	-	-	-	-
Provisional	-	-	-	-	-	-	-	-	-
Total	-	-	-	-	-	-	-	-	-
ROS14									
Polling	-	-	-	-	-	-	-	-	-
Absentee	-	-	-	-	-	-	-	-	-
Early Vote	-	-	-	-	-	-	-	-	-
Provisional	-	-	-	-	-	-	-	-	-
Total	-	-	-	-	-	-	-	-	-
ROS15									
Polling	-	-	-	-	-	-	-	-	-
Absentee	-	-	-	-	-	-	-	-	-
Early Vote	-	-	-	-	-	-	-	-	-
Provisional	-	-	-	-	-	-	-	-	-
Total	-	-	-	-	-	-	-	-	-
ROS16									

RETRIEVED FROM DEMOCRACYDOCKET.COM

Statement of Votes Cast
Shelby County, TN
State and Federal General Election _Municipal Elections
November 6, 2018
SOVC For Jurisdiction Wide, All Counters, All Races
Official Combined Results

TN HOUSE OF REP DIST 95

	Reg. Voters	Times Counted	Total Votes	Kevin Vaughan		Sanjeev Memula		Write-In Votes	
Polling	-	-	-	-	-	-	-	-	-
Absentee	-	-	-	-	-	-	-	-	-
Early Vote	-	-	-	-	-	-	-	-	-
Provisional	-	-	-	-	-	-	-	-	-
Total	-	-	-	-	-	-	-	-	-
STE00									
Polling	-	-	-	-	-	-	-	-	-
Absentee	-	-	-	-	-	-	-	-	-
Early Vote	-	-	-	-	-	-	-	-	-
Provisional	-	-	-	-	-	-	-	-	-
Total	-	-	-	-	-	-	-	-	-
Total									
Polling	52073	9559	9196	6414	69.75%	2774	30.17%	8	0.09%
Absentee	52073	550	530	284	53.58%	245	46.23%	1	0.19%
Early Vote	52073	22314	21497	15610	72.61%	5872	27.32%	15	0.07%
Provisional	52073	81	76	41	53.95%	35	46.05%	0	0.00%
Total	52073	32504	31299	22349	71.40%	8926	28.52%	24	0.08%

RETRIEVED FROM DEMOCRACYDOCKET.COM

Statement of Votes Cast
Shelby County, TN
State and Federal General Election _Municipal Elections
November 6, 2018
SOVC For Jurisdiction Wide, All Counters, All Races
Official Combined Results

	TN HOUSE OF REP DIST 96					
	Reg. Voters	Times Counted	Total Votes	Scott McCormick	Dwayne Thompson	Write-In Votes
Jurisdiction Wide						
00100						
Polling	-	-	-	-	-	-
Absentee	-	-	-	-	-	-
Early Vote	-	-	-	-	-	-
Provisional	-	-	-	-	-	-
Total	-	-	-	-	-	-
00200						
Polling	-	-	-	-	-	-
Absentee	-	-	-	-	-	-
Early Vote	-	-	-	-	-	-
Provisional	-	-	-	-	-	-
Total	-	-	-	-	-	-
01100						
Polling	-	-	-	-	-	-
Absentee	-	-	-	-	-	-
Early Vote	-	-	-	-	-	-
Provisional	-	-	-	-	-	-
Total	-	-	-	-	-	-
01200						
Polling	-	-	-	-	-	-
Absentee	-	-	-	-	-	-
Early Vote	-	-	-	-	-	-
Provisional	-	-	-	-	-	-
Total	-	-	-	-	-	-
01300						
Polling	-	-	-	-	-	-
Absentee	-	-	-	-	-	-
Early Vote	-	-	-	-	-	-
Provisional	-	-	-	-	-	-
Total	-	-	-	-	-	-
01601						
Polling	-	-	-	-	-	-
Absentee	-	-	-	-	-	-
Early Vote	-	-	-	-	-	-
Provisional	-	-	-	-	-	-
Total	-	-	-	-	-	-
01603						
Polling	-	-	-	-	-	-
Absentee	-	-	-	-	-	-
Early Vote	-	-	-	-	-	-
Provisional	-	-	-	-	-	-
Total	-	-	-	-	-	-
01700						
Polling	-	-	-	-	-	-
Absentee	-	-	-	-	-	-
Early Vote	-	-	-	-	-	-
Provisional	-	-	-	-	-	-
Total	-	-	-	-	-	-
02001						
Polling	-	-	-	-	-	-
Absentee	-	-	-	-	-	-
Early Vote	-	-	-	-	-	-
Provisional	-	-	-	-	-	-
Total	-	-	-	-	-	-
02003						
Polling	-	-	-	-	-	-
Absentee	-	-	-	-	-	-

RETRIEVED FROM DEMOCRACYDOCKET.COM

Statement of Votes Cast
Shelby County, TN
State and Federal General Election _Municipal Elections
November 6, 2018
SOVC For Jurisdiction Wide, All Counters, All Races
Official Combined Results

	TN HOUSE OF REP DIST 96					
	Reg. Voters	Times Counted	Total Votes	Scott McCormick	Dwayne Thompson	Write-In Votes
Early Vote	-	-	-	-	-	-
Provisional	-	-	-	-	-	-
Total	-	-	-	-	-	-
02100						
Polling	-	-	-	-	-	-
Absentee	-	-	-	-	-	-
Early Vote	-	-	-	-	-	-
Provisional	-	-	-	-	-	-
Total	-	-	-	-	-	-
02600						
Polling	-	-	-	-	-	-
Absentee	-	-	-	-	-	-
Early Vote	-	-	-	-	-	-
Provisional	-	-	-	-	-	-
Total	-	-	-	-	-	-
02800						
Polling	-	-	-	-	-	-
Absentee	-	-	-	-	-	-
Early Vote	-	-	-	-	-	-
Provisional	-	-	-	-	-	-
Total	-	-	-	-	-	-
03102						
Polling	-	-	-	-	-	-
Absentee	-	-	-	-	-	-
Early Vote	-	-	-	-	-	-
Provisional	-	-	-	-	-	-
Total	-	-	-	-	-	-
03104						
Polling	-	-	-	-	-	-
Absentee	-	-	-	-	-	-
Early Vote	-	-	-	-	-	-
Provisional	-	-	-	-	-	-
Total	-	-	-	-	-	-
03300						
Polling	-	-	-	-	-	-
Absentee	-	-	-	-	-	-
Early Vote	-	-	-	-	-	-
Provisional	-	-	-	-	-	-
Total	-	-	-	-	-	-
03402						
Polling	-	-	-	-	-	-
Absentee	-	-	-	-	-	-
Early Vote	-	-	-	-	-	-
Provisional	-	-	-	-	-	-
Total	-	-	-	-	-	-
03601						
Polling	-	-	-	-	-	-
Absentee	-	-	-	-	-	-
Early Vote	-	-	-	-	-	-
Provisional	-	-	-	-	-	-
Total	-	-	-	-	-	-
03602						
Polling	-	-	-	-	-	-
Absentee	-	-	-	-	-	-
Early Vote	-	-	-	-	-	-
Provisional	-	-	-	-	-	-
Total	-	-	-	-	-	-
03700						

RETRIEVED FROM DEMOCRACYDOCKET.COM

Statement of Votes Cast
Shelby County, TN
State and Federal General Election _Municipal Elections
November 6, 2018
SOVC For Jurisdiction Wide, All Counters, All Races
Official Combined Results

	TN HOUSE OF REP DIST 96					
	Reg. Voters	Times Counted	Total Votes	Scott McCormick	Dwayne Thompson	Write-In Votes
Polling	-	-	-	-	-	-
Absentee	-	-	-	-	-	-
Early Vote	-	-	-	-	-	-
Provisional	-	-	-	-	-	-
Total	-	-	-	-	-	-
04103						
Polling	-	-	-	-	-	-
Absentee	-	-	-	-	-	-
Early Vote	-	-	-	-	-	-
Provisional	-	-	-	-	-	-
Total	-	-	-	-	-	-
04201						
Polling	-	-	-	-	-	-
Absentee	-	-	-	-	-	-
Early Vote	-	-	-	-	-	-
Provisional	-	-	-	-	-	-
Total	-	-	-	-	-	-
04401						
Polling	-	-	-	-	-	-
Absentee	-	-	-	-	-	-
Early Vote	-	-	-	-	-	-
Provisional	-	-	-	-	-	-
Total	-	-	-	-	-	-
04405						
Polling	-	-	-	-	-	-
Absentee	-	-	-	-	-	-
Early Vote	-	-	-	-	-	-
Provisional	-	-	-	-	-	-
Total	-	-	-	-	-	-
04502						
Polling	-	-	-	-	-	-
Absentee	-	-	-	-	-	-
Early Vote	-	-	-	-	-	-
Provisional	-	-	-	-	-	-
Total	-	-	-	-	-	-
04504						
Polling	-	-	-	-	-	-
Absentee	-	-	-	-	-	-
Early Vote	-	-	-	-	-	-
Provisional	-	-	-	-	-	-
Total	-	-	-	-	-	-
04602						
Polling	-	-	-	-	-	-
Absentee	-	-	-	-	-	-
Early Vote	-	-	-	-	-	-
Provisional	-	-	-	-	-	-
Total	-	-	-	-	-	-
04700						
Polling	-	-	-	-	-	-
Absentee	-	-	-	-	-	-
Early Vote	-	-	-	-	-	-
Provisional	-	-	-	-	-	-
Total	-	-	-	-	-	-
04900						
Polling	-	-	-	-	-	-
Absentee	-	-	-	-	-	-
Early Vote	-	-	-	-	-	-
Provisional	-	-	-	-	-	-

RETRIEVED FROM DEMOCRACYDOCKET.COM

Statement of Votes Cast
Shelby County, TN
State and Federal General Election _Municipal Elections
November 6, 2018
SOVC For Jurisdiction Wide, All Counters, All Races
Official Combined Results

	TN HOUSE OF REP DIST 96					
	Reg. Voters	Times Counted	Total Votes	Scott McCormick	Dwayne Thompson	Write-In Votes
Total	-	-	-	-	-	-
05001						
Polling	-	-	-	-	-	-
Absentee	-	-	-	-	-	-
Early Vote	-	-	-	-	-	-
Provisional	-	-	-	-	-	-
Total	-	-	-	-	-	-
05002						
Polling	-	-	-	-	-	-
Absentee	-	-	-	-	-	-
Early Vote	-	-	-	-	-	-
Provisional	-	-	-	-	-	-
Total	-	-	-	-	-	-
05201						
Polling	-	-	-	-	-	-
Absentee	-	-	-	-	-	-
Early Vote	-	-	-	-	-	-
Provisional	-	-	-	-	-	-
Total	-	-	-	-	-	-
05301						
Polling	-	-	-	-	-	-
Absentee	-	-	-	-	-	-
Early Vote	-	-	-	-	-	-
Provisional	-	-	-	-	-	-
Total	-	-	-	-	-	-
05400						
Polling	-	-	-	-	-	-
Absentee	-	-	-	-	-	-
Early Vote	-	-	-	-	-	-
Provisional	-	-	-	-	-	-
Total	-	-	-	-	-	-
05502						
Polling	-	-	-	-	-	-
Absentee	-	-	-	-	-	-
Early Vote	-	-	-	-	-	-
Provisional	-	-	-	-	-	-
Total	-	-	-	-	-	-
05700						
Polling	-	-	-	-	-	-
Absentee	-	-	-	-	-	-
Early Vote	-	-	-	-	-	-
Provisional	-	-	-	-	-	-
Total	-	-	-	-	-	-
05801						
Polling	-	-	-	-	-	-
Absentee	-	-	-	-	-	-
Early Vote	-	-	-	-	-	-
Provisional	-	-	-	-	-	-
Total	-	-	-	-	-	-
05804						
Polling	-	-	-	-	-	-
Absentee	-	-	-	-	-	-
Early Vote	-	-	-	-	-	-
Provisional	-	-	-	-	-	-
Total	-	-	-	-	-	-
05905						
Polling	-	-	-	-	-	-
Absentee	-	-	-	-	-	-

RETRIEVED FROM DEMOCRACYDOCKET.COM

Statement of Votes Cast
Shelby County, TN
State and Federal General Election _Municipal Elections
November 6, 2018
SOVC For Jurisdiction Wide, All Counters, All Races
Official Combined Results

	TN HOUSE OF REP DIST 96							
	Reg. Voters	Times Counted	Total Votes	Scott McCormick		Dwayne Thompson		Write-In Votes	
Early Vote	-	-	-	-	-	-	-	-	-
Provisional	-	-	-	-	-	-	-	-	-
Total	-	-	-	-	-	-	-	-	-
06003									
Polling	-	-	-	-	-	-	-	-	-
Absentee	-	-	-	-	-	-	-	-	-
Early Vote	-	-	-	-	-	-	-	-	-
Provisional	-	-	-	-	-	-	-	-	-
Total	-	-	-	-	-	-	-	-	-
06005									
Polling	-	-	-	-	-	-	-	-	-
Absentee	-	-	-	-	-	-	-	-	-
Early Vote	-	-	-	-	-	-	-	-	-
Provisional	-	-	-	-	-	-	-	-	-
Total	-	-	-	-	-	-	-	-	-
06006									
Polling	-	-	-	-	-	-	-	-	-
Absentee	-	-	-	-	-	-	-	-	-
Early Vote	-	-	-	-	-	-	-	-	-
Provisional	-	-	-	-	-	-	-	-	-
Total	-	-	-	-	-	-	-	-	-
06007									
Polling	-	-	-	-	-	-	-	-	-
Absentee	-	-	-	-	-	-	-	-	-
Early Vote	-	-	-	-	-	-	-	-	-
Provisional	-	-	-	-	-	-	-	-	-
Total	-	-	-	-	-	-	-	-	-
06009									
Polling	-	-	-	-	-	-	-	-	-
Absentee	-	-	-	-	-	-	-	-	-
Early Vote	-	-	-	-	-	-	-	-	-
Provisional	-	-	-	-	-	-	-	-	-
Total	-	-	-	-	-	-	-	-	-
06100									
Polling	-	-	-	-	-	-	-	-	-
Absentee	-	-	-	-	-	-	-	-	-
Early Vote	-	-	-	-	-	-	-	-	-
Provisional	-	-	-	-	-	-	-	-	-
Total	-	-	-	-	-	-	-	-	-
06200									
Polling	-	-	-	-	-	-	-	-	-
Absentee	-	-	-	-	-	-	-	-	-
Early Vote	-	-	-	-	-	-	-	-	-
Provisional	-	-	-	-	-	-	-	-	-
Total	-	-	-	-	-	-	-	-	-
06400									
Polling	-	-	-	-	-	-	-	-	-
Absentee	-	-	-	-	-	-	-	-	-
Early Vote	-	-	-	-	-	-	-	-	-
Provisional	-	-	-	-	-	-	-	-	-
Total	-	-	-	-	-	-	-	-	-
06600									
Polling	-	-	-	-	-	-	-	-	-
Absentee	-	-	-	-	-	-	-	-	-
Early Vote	-	-	-	-	-	-	-	-	-
Provisional	-	-	-	-	-	-	-	-	-
Total	-	-	-	-	-	-	-	-	-
06701									

RETRIEVED FROM DEMOCRACYDOCKET.COM

Statement of Votes Cast
Shelby County, TN
State and Federal General Election _Municipal Elections
November 6, 2018
SOVC For Jurisdiction Wide, All Counters, All Races
Official Combined Results

	TN HOUSE OF REP DIST 96					
	Reg. Voters	Times Counted	Total Votes	Scott McCormick	Dwayne Thompson	Write-In Votes
Polling	-	-	-	-	-	-
Absentee	-	-	-	-	-	-
Early Vote	-	-	-	-	-	-
Provisional	-	-	-	-	-	-
Total	-	-	-	-	-	-
06703						
Polling	-	-	-	-	-	-
Absentee	-	-	-	-	-	-
Early Vote	-	-	-	-	-	-
Provisional	-	-	-	-	-	-
Total	-	-	-	-	-	-
06801						
Polling	-	-	-	-	-	-
Absentee	-	-	-	-	-	-
Early Vote	-	-	-	-	-	-
Provisional	-	-	-	-	-	-
Total	-	-	-	-	-	-
06803						
Polling	-	-	-	-	-	-
Absentee	-	-	-	-	-	-
Early Vote	-	-	-	-	-	-
Provisional	-	-	-	-	-	-
Total	-	-	-	-	-	-
06902						
Polling	-	-	-	-	-	-
Absentee	-	-	-	-	-	-
Early Vote	-	-	-	-	-	-
Provisional	-	-	-	-	-	-
Total	-	-	-	-	-	-
07001						
Polling	-	-	-	-	-	-
Absentee	-	-	-	-	-	-
Early Vote	-	-	-	-	-	-
Provisional	-	-	-	-	-	-
Total	-	-	-	-	-	-
07002						
Polling	-	-	-	-	-	-
Absentee	-	-	-	-	-	-
Early Vote	-	-	-	-	-	-
Provisional	-	-	-	-	-	-
Total	-	-	-	-	-	-
07104						
Polling	-	-	-	-	-	-
Absentee	-	-	-	-	-	-
Early Vote	-	-	-	-	-	-
Provisional	-	-	-	-	-	-
Total	-	-	-	-	-	-
07203						
Polling	-	-	-	-	-	-
Absentee	-	-	-	-	-	-
Early Vote	-	-	-	-	-	-
Provisional	-	-	-	-	-	-
Total	-	-	-	-	-	-
07207						
Polling	-	-	-	-	-	-
Absentee	-	-	-	-	-	-
Early Vote	-	-	-	-	-	-
Provisional	-	-	-	-	-	-

RETRIEVED FROM DEMOCRACYDOCKET.COM

Statement of Votes Cast
Shelby County, TN
State and Federal General Election _Municipal Elections
November 6, 2018
SOVC For Jurisdiction Wide, All Counters, All Races
Official Combined Results

	TN HOUSE OF REP DIST 96								
	Reg. Voters	Times Counted	Total Votes	Scott McCormick		Dwayne Thompson		Write-In Votes	
Total	-	-	-	-	-	-	-	-	-
07301									
Polling	-	-	-	-	-	-	-	-	-
Absentee	-	-	-	-	-	-	-	-	-
Early Vote	-	-	-	-	-	-	-	-	-
Provisional	-	-	-	-	-	-	-	-	-
Total	-	-	-	-	-	-	-	-	-
07303									
Polling	-	-	-	-	-	-	-	-	-
Absentee	-	-	-	-	-	-	-	-	-
Early Vote	-	-	-	-	-	-	-	-	-
Provisional	-	-	-	-	-	-	-	-	-
Total	-	-	-	-	-	-	-	-	-
07401									
Polling	-	-	-	-	-	-	-	-	-
Absentee	-	-	-	-	-	-	-	-	-
Early Vote	-	-	-	-	-	-	-	-	-
Provisional	-	-	-	-	-	-	-	-	-
Total	-	-	-	-	-	-	-	-	-
07402									
Polling	-	-	-	-	-	-	-	-	-
Absentee	-	-	-	-	-	-	-	-	-
Early Vote	-	-	-	-	-	-	-	-	-
Provisional	-	-	-	-	-	-	-	-	-
Total	-	-	-	-	-	-	-	-	-
07405									
Polling	-	-	-	-	-	-	-	-	-
Absentee	-	-	-	-	-	-	-	-	-
Early Vote	-	-	-	-	-	-	-	-	-
Provisional	-	-	-	-	-	-	-	-	-
Total	-	-	-	-	-	-	-	-	-
07409									
Polling	-	-	-	-	-	-	-	-	-
Absentee	-	-	-	-	-	-	-	-	-
Early Vote	-	-	-	-	-	-	-	-	-
Provisional	-	-	-	-	-	-	-	-	-
Total	-	-	-	-	-	-	-	-	-
07501									
Polling	-	-	-	-	-	-	-	-	-
Absentee	-	-	-	-	-	-	-	-	-
Early Vote	-	-	-	-	-	-	-	-	-
Provisional	-	-	-	-	-	-	-	-	-
Total	-	-	-	-	-	-	-	-	-
07506									
Polling	-	-	-	-	-	-	-	-	-
Absentee	-	-	-	-	-	-	-	-	-
Early Vote	-	-	-	-	-	-	-	-	-
Provisional	-	-	-	-	-	-	-	-	-
Total	-	-	-	-	-	-	-	-	-
07507									
Polling	-	-	-	-	-	-	-	-	-
Absentee	-	-	-	-	-	-	-	-	-
Early Vote	-	-	-	-	-	-	-	-	-
Provisional	-	-	-	-	-	-	-	-	-
Total	-	-	-	-	-	-	-	-	-
07511									
Polling	-	-	-	-	-	-	-	-	-
Absentee	-	-	-	-	-	-	-	-	-

RETRIEVED FROM DEMOCRACYDOCKET.COM

Statement of Votes Cast
Shelby County, TN
State and Federal General Election _Municipal Elections
November 6, 2018
SOVC For Jurisdiction Wide, All Counters, All Races
Official Combined Results

	TN HOUSE OF REP DIST 96					
	Reg. Voters	Times Counted	Total Votes	Scott McCormick	Dwayne Thompson	Write-In Votes
Early Vote	-	-	-	-	-	-
Provisional	-	-	-	-	-	-
Total	-	-	-	-	-	-
07604						
Polling	-	-	-	-	-	-
Absentee	-	-	-	-	-	-
Early Vote	-	-	-	-	-	-
Provisional	-	-	-	-	-	-
Total	-	-	-	-	-	-
07605						
Polling	-	-	-	-	-	-
Absentee	-	-	-	-	-	-
Early Vote	-	-	-	-	-	-
Provisional	-	-	-	-	-	-
Total	-	-	-	-	-	-
07606						
Polling	-	-	-	-	-	-
Absentee	-	-	-	-	-	-
Early Vote	-	-	-	-	-	-
Provisional	-	-	-	-	-	-
Total	-	-	-	-	-	-
07701						
Polling	-	-	-	-	-	-
Absentee	-	-	-	-	-	-
Early Vote	-	-	-	-	-	-
Provisional	-	-	-	-	-	-
Total	-	-	-	-	-	-
07703						
Polling	-	-	-	-	-	-
Absentee	-	-	-	-	-	-
Early Vote	-	-	-	-	-	-
Provisional	-	-	-	-	-	-
Total	-	-	-	-	-	-
07803						
Polling	-	-	-	-	-	-
Absentee	-	-	-	-	-	-
Early Vote	-	-	-	-	-	-
Provisional	-	-	-	-	-	-
Total	-	-	-	-	-	-
07901						
Polling	-	-	-	-	-	-
Absentee	-	-	-	-	-	-
Early Vote	-	-	-	-	-	-
Provisional	-	-	-	-	-	-
Total	-	-	-	-	-	-
07902						
Polling	-	-	-	-	-	-
Absentee	-	-	-	-	-	-
Early Vote	-	-	-	-	-	-
Provisional	-	-	-	-	-	-
Total	-	-	-	-	-	-
07903						
Polling	-	-	-	-	-	-
Absentee	-	-	-	-	-	-
Early Vote	-	-	-	-	-	-
Provisional	-	-	-	-	-	-
Total	-	-	-	-	-	-
07907						

RETRIEVED FROM DEMOCRACYDOCKET.COM

Statement of Votes Cast
Shelby County, TN
State and Federal General Election _Municipal Elections
November 6, 2018
SOVC For Jurisdiction Wide, All Counters, All Races
Official Combined Results

	TN HOUSE OF REP DIST 96					
	Reg. Voters	Times Counted	Total Votes	Scott McCormick	Dwayne Thompson	Write-In Votes
Polling	-	-	-	-	-	-
Absentee	-	-	-	-	-	-
Early Vote	-	-	-	-	-	-
Provisional	-	-	-	-	-	-
Total	-	-	-	-	-	-
08002						
Polling	-	-	-	-	-	-
Absentee	-	-	-	-	-	-
Early Vote	-	-	-	-	-	-
Provisional	-	-	-	-	-	-
Total	-	-	-	-	-	-
08101						
Polling	-	-	-	-	-	-
Absentee	-	-	-	-	-	-
Early Vote	-	-	-	-	-	-
Provisional	-	-	-	-	-	-
Total	-	-	-	-	-	-
08103						
Polling	-	-	-	-	-	-
Absentee	-	-	-	-	-	-
Early Vote	-	-	-	-	-	-
Provisional	-	-	-	-	-	-
Total	-	-	-	-	-	-
08105						
Polling	-	-	-	-	-	-
Absentee	-	-	-	-	-	-
Early Vote	-	-	-	-	-	-
Provisional	-	-	-	-	-	-
Total	-	-	-	-	-	-
08107						
Polling	-	-	-	-	-	-
Absentee	-	-	-	-	-	-
Early Vote	-	-	-	-	-	-
Provisional	-	-	-	-	-	-
Total	-	-	-	-	-	-
08202						
Polling	-	-	-	-	-	-
Absentee	-	-	-	-	-	-
Early Vote	-	-	-	-	-	-
Provisional	-	-	-	-	-	-
Total	-	-	-	-	-	-
08300						
Polling	-	-	-	-	-	-
Absentee	-	-	-	-	-	-
Early Vote	-	-	-	-	-	-
Provisional	-	-	-	-	-	-
Total	-	-	-	-	-	-
08402						
Polling	-	-	-	-	-	-
Absentee	-	-	-	-	-	-
Early Vote	-	-	-	-	-	-
Provisional	-	-	-	-	-	-
Total	-	-	-	-	-	-
08600						
Polling	-	-	-	-	-	-
Absentee	-	-	-	-	-	-
Early Vote	-	-	-	-	-	-
Provisional	-	-	-	-	-	-

RETRIEVED FROM DEMOCRACYDOCKET.COM

	TN HOUSE OF REP DIST 96								
	Reg. Voters	Times Counted	Total Votes	Scott McCormick		Dwayne Thompson		Write-In Votes	
Total	-	-	-	-	-	-	-	-	-
08702									
Polling	-	-	-	-	-	-	-	-	-
Absentee	-	-	-	-	-	-	-	-	-
Early Vote	-	-	-	-	-	-	-	-	-
Provisional	-	-	-	-	-	-	-	-	-
Total	-	-	-	-	-	-	-	-	-
08703									
Polling	-	-	-	-	-	-	-	-	-
Absentee	-	-	-	-	-	-	-	-	-
Early Vote	-	-	-	-	-	-	-	-	-
Provisional	-	-	-	-	-	-	-	-	-
Total	-	-	-	-	-	-	-	-	-
08704									
Polling	-	-	-	-	-	-	-	-	-
Absentee	-	-	-	-	-	-	-	-	-
Early Vote	-	-	-	-	-	-	-	-	-
Provisional	-	-	-	-	-	-	-	-	-
Total	-	-	-	-	-	-	-	-	-
08802									
Polling	-	-	-	-	-	-	-	-	-
Absentee	-	-	-	-	-	-	-	-	-
Early Vote	-	-	-	-	-	-	-	-	-
Provisional	-	-	-	-	-	-	-	-	-
Total	-	-	-	-	-	-	-	-	-
08803									
Polling	-	-	-	-	-	-	-	-	-
Absentee	-	-	-	-	-	-	-	-	-
Early Vote	-	-	-	-	-	-	-	-	-
Provisional	-	-	-	-	-	-	-	-	-
Total	-	-	-	-	-	-	-	-	-
08804									
Polling	-	-	-	-	-	-	-	-	-
Absentee	-	-	-	-	-	-	-	-	-
Early Vote	-	-	-	-	-	-	-	-	-
Provisional	-	-	-	-	-	-	-	-	-
Total	-	-	-	-	-	-	-	-	-
08901									
Polling	-	-	-	-	-	-	-	-	-
Absentee	-	-	-	-	-	-	-	-	-
Early Vote	-	-	-	-	-	-	-	-	-
Provisional	-	-	-	-	-	-	-	-	-
Total	-	-	-	-	-	-	-	-	-
08902									
Polling	2	0	0	0	-	0	-	0	-
Absentee	2	0	0	0	-	0	-	0	-
Early Vote	2	1	1	1	100.00%	0	0.00%	0	0.00%
Provisional	2	0	0	0	-	0	-	0	-
Total	2	1	1	1	100.00%	0	0.00%	0	0.00%
09002									
Polling	-	-	-	-	-	-	-	-	-
Absentee	-	-	-	-	-	-	-	-	-
Early Vote	-	-	-	-	-	-	-	-	-
Provisional	-	-	-	-	-	-	-	-	-
Total	-	-	-	-	-	-	-	-	-
09003									
Polling	-	-	-	-	-	-	-	-	-
Absentee	-	-	-	-	-	-	-	-	-

RETRIEVED FROM DEMOCRACYDOCKET.COM

Statement of Votes Cast
Shelby County, TN
State and Federal General Election _Municipal Elections
November 6, 2018
SOVC For Jurisdiction Wide, All Counters, All Races
Official Combined Results

TN HOUSE OF REP DIST 96

	Reg. Voters	Times Counted	Total Votes	Scott McCormick		Dwayne Thompson		Write-In Votes	
Early Vote	-	-	-	-	-	-	-	-	-
Provisional	-	-	-	-	-	-	-	-	-
Total	-	-	-	-	-	-	-	-	-
09101									
Polling	4636	779	749	326	43.52%	422	56.34%	1	0.13%
Absentee	4636	63	60	22	36.67%	38	63.33%	0	0.00%
Early Vote	4636	1668	1622	690	42.54%	932	57.46%	0	0.00%
Provisional	4636	11	11	2	18.18%	9	81.82%	0	0.00%
Total	4636	2521	2442	1040	42.59%	1401	57.37%	1	0.04%
09102									
Polling	4410	754	738	316	42.82%	421	57.05%	1	0.14%
Absentee	4410	65	63	38	60.32%	25	39.68%	0	0.00%
Early Vote	4410	1573	1528	608	39.79%	920	60.21%	0	0.00%
Provisional	4410	7	7	2	28.57%	5	71.43%	0	0.00%
Total	4410	2399	2336	964	41.27%	1371	58.69%	1	0.04%
09104									
Polling	4450	848	820	387	47.20%	433	52.80%	0	0.00%
Absentee	4450	26	25	7	28.00%	18	72.00%	0	0.00%
Early Vote	4450	1635	1584	787	49.68%	795	50.19%	2	0.13%
Provisional	4450	8	8	1	12.50%	7	87.50%	0	0.00%
Total	4450	2517	2437	1182	48.50%	1253	51.42%	2	0.08%
09201									
Polling	-	-	-	-	-	-	-	-	-
Absentee	-	-	-	-	-	-	-	-	-
Early Vote	-	-	-	-	-	-	-	-	-
Provisional	-	-	-	-	-	-	-	-	-
Total	-	-	-	-	-	-	-	-	-
09301									
Polling	-	-	-	-	-	-	-	-	-
Absentee	-	-	-	-	-	-	-	-	-
Early Vote	-	-	-	-	-	-	-	-	-
Provisional	-	-	-	-	-	-	-	-	-
Total	-	-	-	-	-	-	-	-	-
09303									
Polling	-	-	-	-	-	-	-	-	-
Absentee	-	-	-	-	-	-	-	-	-
Early Vote	-	-	-	-	-	-	-	-	-
Provisional	-	-	-	-	-	-	-	-	-
Total	-	-	-	-	-	-	-	-	-
09403									
Polling	-	-	-	-	-	-	-	-	-
Absentee	-	-	-	-	-	-	-	-	-
Early Vote	-	-	-	-	-	-	-	-	-
Provisional	-	-	-	-	-	-	-	-	-
Total	-	-	-	-	-	-	-	-	-
09406									
Polling	-	-	-	-	-	-	-	-	-
Absentee	-	-	-	-	-	-	-	-	-
Early Vote	-	-	-	-	-	-	-	-	-
Provisional	-	-	-	-	-	-	-	-	-
Total	-	-	-	-	-	-	-	-	-
09407									
Polling	-	-	-	-	-	-	-	-	-
Absentee	-	-	-	-	-	-	-	-	-
Early Vote	-	-	-	-	-	-	-	-	-
Provisional	-	-	-	-	-	-	-	-	-
Total	-	-	-	-	-	-	-	-	-
09408									

RETRIEVED FROM DEMOCRACYDOCKET.COM

Statement of Votes Cast
Shelby County, TN
State and Federal General Election _Municipal Elections
November 6, 2018
SOVC For Jurisdiction Wide, All Counters, All Races
Official Combined Results

TN HOUSE OF REP DIST 96

	Reg. Voters	Times Counted	Total Votes	Scott McCormick		Dwayne Thompson		Write-In Votes	
Polling	-	-	-	-	-	-	-	-	-
Absentee	-	-	-	-	-	-	-	-	-
Early Vote	-	-	-	-	-	-	-	-	-
Provisional	-	-	-	-	-	-	-	-	-
Total	-	-	-	-	-	-	-	-	-
09501									
Polling	-	-	-	-	-	-	-	-	-
Absentee	-	-	-	-	-	-	-	-	-
Early Vote	-	-	-	-	-	-	-	-	-
Provisional	-	-	-	-	-	-	-	-	-
Total	-	-	-	-	-	-	-	-	-
09505									
Polling	3166	679	653	294	45.02%	359	54.98%	0	0.00%
Absentee	3166	22	22	11	50.00%	11	50.00%	0	0.00%
Early Vote	3166	1140	1101	546	49.59%	554	50.32%	1	0.09%
Provisional	3166	18	18	4	22.22%	14	77.78%	0	0.00%
Total	3166	1859	1794	855	47.66%	938	52.29%	1	0.06%
09506									
Polling	3375	558	548	205	37.41%	343	62.59%	0	0.00%
Absentee	3375	21	21	7	33.33%	14	66.67%	0	0.00%
Early Vote	3375	1144	1102	448	40.65%	653	59.26%	1	0.09%
Provisional	3375	5	5	1	20.00%	4	80.00%	0	0.00%
Total	3375	1728	1676	661	39.44%	1014	60.50%	1	0.06%
09507									
Polling	2886	517	497	183	36.82%	311	62.58%	3	0.60%
Absentee	2886	15	14	5	35.71%	9	64.29%	0	0.00%
Early Vote	2886	895	871	329	37.77%	541	62.11%	1	0.11%
Provisional	2886	6	6	1	16.67%	5	83.33%	0	0.00%
Total	2886	1433	1388	518	37.32%	866	62.39%	4	0.29%
09508									
Polling	4475	720	691	227	32.85%	464	67.15%	0	0.00%
Absentee	4475	32	31	14	45.16%	17	54.84%	0	0.00%
Early Vote	4475	1816	1770	676	38.19%	1093	61.75%	1	0.06%
Provisional	4475	8	8	1	12.50%	7	87.50%	0	0.00%
Total	4475	2576	2500	918	36.72%	1581	63.24%	1	0.04%
09601									
Polling	-	-	-	-	-	-	-	-	-
Absentee	-	-	-	-	-	-	-	-	-
Early Vote	-	-	-	-	-	-	-	-	-
Provisional	-	-	-	-	-	-	-	-	-
Total	-	-	-	-	-	-	-	-	-
09602									
Polling	-	-	-	-	-	-	-	-	-
Absentee	-	-	-	-	-	-	-	-	-
Early Vote	-	-	-	-	-	-	-	-	-
Provisional	-	-	-	-	-	-	-	-	-
Total	-	-	-	-	-	-	-	-	-
ARL01									
Polling	-	-	-	-	-	-	-	-	-
Absentee	-	-	-	-	-	-	-	-	-
Early Vote	-	-	-	-	-	-	-	-	-
Provisional	-	-	-	-	-	-	-	-	-
Total	-	-	-	-	-	-	-	-	-
ARL02									
Polling	-	-	-	-	-	-	-	-	-
Absentee	-	-	-	-	-	-	-	-	-
Early Vote	-	-	-	-	-	-	-	-	-
Provisional	-	-	-	-	-	-	-	-	-

RETRIEVED FROM DEMOCRACYDOCKET.COM

Statement of Votes Cast
Shelby County, TN
State and Federal General Election _Municipal Elections
November 6, 2018
SOVC For Jurisdiction Wide, All Counters, All Races
Official Combined Results

	TN HOUSE OF REP DIST 96					
	Reg. Voters	Times Counted	Total Votes	Scott McCormick	Dwayne Thompson	Write-In Votes
Total	-	-	-	-	-	-
BAR03						
Polling	-	-	-	-	-	-
Absentee	-	-	-	-	-	-
Early Vote	-	-	-	-	-	-
Provisional	-	-	-	-	-	-
Total	-	-	-	-	-	-
BAR04						
Polling	-	-	-	-	-	-
Absentee	-	-	-	-	-	-
Early Vote	-	-	-	-	-	-
Provisional	-	-	-	-	-	-
Total	-	-	-	-	-	-
BAR05						
Polling	-	-	-	-	-	-
Absentee	-	-	-	-	-	-
Early Vote	-	-	-	-	-	-
Provisional	-	-	-	-	-	-
Total	-	-	-	-	-	-
BAR06						
Polling	-	-	-	-	-	-
Absentee	-	-	-	-	-	-
Early Vote	-	-	-	-	-	-
Provisional	-	-	-	-	-	-
Total	-	-	-	-	-	-
BAR08						
Polling	-	-	-	-	-	-
Absentee	-	-	-	-	-	-
Early Vote	-	-	-	-	-	-
Provisional	-	-	-	-	-	-
Total	-	-	-	-	-	-
BAR09						
Polling	-	-	-	-	-	-
Absentee	-	-	-	-	-	-
Early Vote	-	-	-	-	-	-
Provisional	-	-	-	-	-	-
Total	-	-	-	-	-	-
BAR11						
Polling	-	-	-	-	-	-
Absentee	-	-	-	-	-	-
Early Vote	-	-	-	-	-	-
Provisional	-	-	-	-	-	-
Total	-	-	-	-	-	-
BAR13						
Polling	-	-	-	-	-	-
Absentee	-	-	-	-	-	-
Early Vote	-	-	-	-	-	-
Provisional	-	-	-	-	-	-
Total	-	-	-	-	-	-
BRU01						
Polling	-	-	-	-	-	-
Absentee	-	-	-	-	-	-
Early Vote	-	-	-	-	-	-
Provisional	-	-	-	-	-	-
Total	-	-	-	-	-	-
BRU02						
Polling	-	-	-	-	-	-
Absentee	-	-	-	-	-	-

RETRIEVED FROM DEMOCRACYDOCKET.COM

Statement of Votes Cast
Shelby County, TN
State and Federal General Election _Municipal Elections
November 6, 2018
SOVC For Jurisdiction Wide, All Counters, All Races
Official Combined Results

	TN HOUSE OF REP DIST 96					
	Reg. Voters	Times Counted	Total Votes	Scott McCormick	Dwayne Thompson	Write-In Votes
Early Vote	-	-	-	-	-	-
Provisional	-	-	-	-	-	-
Total	-	-	-	-	-	-
COL01						
Polling	-	-	-	-	-	-
Absentee	-	-	-	-	-	-
Early Vote	-	-	-	-	-	-
Provisional	-	-	-	-	-	-
Total	-	-	-	-	-	-
COL02						
Polling	-	-	-	-	-	-
Absentee	-	-	-	-	-	-
Early Vote	-	-	-	-	-	-
Provisional	-	-	-	-	-	-
Total	-	-	-	-	-	-
COL03						
Polling	-	-	-	-	-	-
Absentee	-	-	-	-	-	-
Early Vote	-	-	-	-	-	-
Provisional	-	-	-	-	-	-
Total	-	-	-	-	-	-
COL04						
Polling	-	-	-	-	-	-
Absentee	-	-	-	-	-	-
Early Vote	-	-	-	-	-	-
Provisional	-	-	-	-	-	-
Total	-	-	-	-	-	-
COL05						
Polling	-	-	-	-	-	-
Absentee	-	-	-	-	-	-
Early Vote	-	-	-	-	-	-
Provisional	-	-	-	-	-	-
Total	-	-	-	-	-	-
COL06						
Polling	-	-	-	-	-	-
Absentee	-	-	-	-	-	-
Early Vote	-	-	-	-	-	-
Provisional	-	-	-	-	-	-
Total	-	-	-	-	-	-
COL07						
Polling	-	-	-	-	-	-
Absentee	-	-	-	-	-	-
Early Vote	-	-	-	-	-	-
Provisional	-	-	-	-	-	-
Total	-	-	-	-	-	-
COL08						
Polling	-	-	-	-	-	-
Absentee	-	-	-	-	-	-
Early Vote	-	-	-	-	-	-
Provisional	-	-	-	-	-	-
Total	-	-	-	-	-	-
COL09						
Polling	-	-	-	-	-	-
Absentee	-	-	-	-	-	-
Early Vote	-	-	-	-	-	-
Provisional	-	-	-	-	-	-
Total	-	-	-	-	-	-
COR03						

RETRIEVED FROM DEMOCRACYDOCKET.COM

Statement of Votes Cast
Shelby County, TN
State and Federal General Election _Municipal Elections
November 6, 2018
SOVC For Jurisdiction Wide, All Counters, All Races
Official Combined Results

TN HOUSE OF REP DIST 96

	Reg. Voters	Times Counted	Total Votes	Scott McCormick		Dwayne Thompson		Write-In Votes	
Polling	5195	928	905	397	43.87%	507	56.02%	1	0.11%
Absentee	5195	28	28	17	60.71%	11	39.29%	0	0.00%
Early Vote	5195	2121	2075	737	35.52%	1337	64.43%	1	0.05%
Provisional	5195	9	7	2	28.57%	5	71.43%	0	0.00%
Total	5195	3086	3015	1153	38.24%	1860	61.69%	2	0.07%
COR04									
Polling	2147	282	278	116	41.73%	162	58.27%	0	0.00%
Absentee	2147	34	32	20	62.50%	12	37.50%	0	0.00%
Early Vote	2147	830	798	361	45.24%	436	54.64%	1	0.13%
Provisional	2147	4	3	0	0.00%	3	100.00%	0	0.00%
Total	2147	1150	1111	497	44.73%	613	55.18%	1	0.09%
COR05									
Polling	-	-	-	-	-	-	-	-	-
Absentee	-	-	-	-	-	-	-	-	-
Early Vote	-	-	-	-	-	-	-	-	-
Provisional	-	-	-	-	-	-	-	-	-
Total	-	-	-	-	-	-	-	-	-
EAD00									
Polling	-	-	-	-	-	-	-	-	-
Absentee	-	-	-	-	-	-	-	-	-
Early Vote	-	-	-	-	-	-	-	-	-
Provisional	-	-	-	-	-	-	-	-	-
Total	-	-	-	-	-	-	-	-	-
FOR01									
Polling	-	-	-	-	-	-	-	-	-
Absentee	-	-	-	-	-	-	-	-	-
Early Vote	-	-	-	-	-	-	-	-	-
Provisional	-	-	-	-	-	-	-	-	-
Total	-	-	-	-	-	-	-	-	-
FOR02									
Polling	-	-	-	-	-	-	-	-	-
Absentee	-	-	-	-	-	-	-	-	-
Early Vote	-	-	-	-	-	-	-	-	-
Provisional	-	-	-	-	-	-	-	-	-
Total	-	-	-	-	-	-	-	-	-
FOR03									
Polling	-	-	-	-	-	-	-	-	-
Absentee	-	-	-	-	-	-	-	-	-
Early Vote	-	-	-	-	-	-	-	-	-
Provisional	-	-	-	-	-	-	-	-	-
Total	-	-	-	-	-	-	-	-	-
GER02									
Polling	-	-	-	-	-	-	-	-	-
Absentee	-	-	-	-	-	-	-	-	-
Early Vote	-	-	-	-	-	-	-	-	-
Provisional	-	-	-	-	-	-	-	-	-
Total	-	-	-	-	-	-	-	-	-
GER03									
Polling	-	-	-	-	-	-	-	-	-
Absentee	-	-	-	-	-	-	-	-	-
Early Vote	-	-	-	-	-	-	-	-	-
Provisional	-	-	-	-	-	-	-	-	-
Total	-	-	-	-	-	-	-	-	-
GER04									
Polling	-	-	-	-	-	-	-	-	-
Absentee	-	-	-	-	-	-	-	-	-
Early Vote	-	-	-	-	-	-	-	-	-
Provisional	-	-	-	-	-	-	-	-	-

RETRIEVED FROM DEMOCRACYDOCKET.COM

Statement of Votes Cast
Shelby County, TN
State and Federal General Election _Municipal Elections
November 6, 2018
SOVC For Jurisdiction Wide, All Counters, All Races
Official Combined Results

TN HOUSE OF REP DIST 96

	Reg. Voters	Times Counted	Total Votes	Scott McCormick		Dwayne Thompson		Write-In Votes	
Total	-	-	-	-	-	-	-	-	-
GER05									
Polling	5127	1006	960	661	68.85%	299	31.15%	0	0.00%
Absentee	5127	72	69	29	42.03%	40	57.97%	0	0.00%
Early Vote	5127	2287	2197	1461	66.50%	735	33.45%	1	0.05%
Provisional	5127	5	5	1	20.00%	4	80.00%	0	0.00%
Total	5127	3370	3231	2152	66.60%	1078	33.36%	1	0.03%
GER06									
Polling	-	-	-	-	-	-	-	-	-
Absentee	-	-	-	-	-	-	-	-	-
Early Vote	-	-	-	-	-	-	-	-	-
Provisional	-	-	-	-	-	-	-	-	-
Total	-	-	-	-	-	-	-	-	-
GER08									
Polling	-	-	-	-	-	-	-	-	-
Absentee	-	-	-	-	-	-	-	-	-
Early Vote	-	-	-	-	-	-	-	-	-
Provisional	-	-	-	-	-	-	-	-	-
Total	-	-	-	-	-	-	-	-	-
GER10									
Polling	-	-	-	-	-	-	-	-	-
Absentee	-	-	-	-	-	-	-	-	-
Early Vote	-	-	-	-	-	-	-	-	-
Provisional	-	-	-	-	-	-	-	-	-
Total	-	-	-	-	-	-	-	-	-
GER11									
Polling	-	-	-	-	-	-	-	-	-
Absentee	-	-	-	-	-	-	-	-	-
Early Vote	-	-	-	-	-	-	-	-	-
Provisional	-	-	-	-	-	-	-	-	-
Total	-	-	-	-	-	-	-	-	-
GER12									
Polling	-	-	-	-	-	-	-	-	-
Absentee	-	-	-	-	-	-	-	-	-
Early Vote	-	-	-	-	-	-	-	-	-
Provisional	-	-	-	-	-	-	-	-	-
Total	-	-	-	-	-	-	-	-	-
LAK01									
Polling	-	-	-	-	-	-	-	-	-
Absentee	-	-	-	-	-	-	-	-	-
Early Vote	-	-	-	-	-	-	-	-	-
Provisional	-	-	-	-	-	-	-	-	-
Total	-	-	-	-	-	-	-	-	-
LAK02									
Polling	-	-	-	-	-	-	-	-	-
Absentee	-	-	-	-	-	-	-	-	-
Early Vote	-	-	-	-	-	-	-	-	-
Provisional	-	-	-	-	-	-	-	-	-
Total	-	-	-	-	-	-	-	-	-
LUC01									
Polling	-	-	-	-	-	-	-	-	-
Absentee	-	-	-	-	-	-	-	-	-
Early Vote	-	-	-	-	-	-	-	-	-
Provisional	-	-	-	-	-	-	-	-	-
Total	-	-	-	-	-	-	-	-	-
LUC03									
Polling	-	-	-	-	-	-	-	-	-
Absentee	-	-	-	-	-	-	-	-	-

RETRIEVED FROM DEMOCRACYDOCKET.COM

Statement of Votes Cast
Shelby County, TN
State and Federal General Election _Municipal Elections
November 6, 2018
SOVC For Jurisdiction Wide, All Counters, All Races
Official Combined Results

TN HOUSE OF REP DIST 96

	Reg. Voters	Times Counted	Total Votes	Scott McCormick		Dwayne Thompson		Write-In Votes	
Early Vote	-	-	-	-	-	-	-	-	-
Provisional	-	-	-	-	-	-	-	-	-
Total	-	-	-	-	-	-	-	-	-
MCC00									
Polling	-	-	-	-	-	-	-	-	-
Absentee	-	-	-	-	-	-	-	-	-
Early Vote	-	-	-	-	-	-	-	-	-
Provisional	-	-	-	-	-	-	-	-	-
Total	-	-	-	-	-	-	-	-	-
MIL01									
Polling	-	-	-	-	-	-	-	-	-
Absentee	-	-	-	-	-	-	-	-	-
Early Vote	-	-	-	-	-	-	-	-	-
Provisional	-	-	-	-	-	-	-	-	-
Total	-	-	-	-	-	-	-	-	-
MIL02									
Polling	-	-	-	-	-	-	-	-	-
Absentee	-	-	-	-	-	-	-	-	-
Early Vote	-	-	-	-	-	-	-	-	-
Provisional	-	-	-	-	-	-	-	-	-
Total	-	-	-	-	-	-	-	-	-
MOR01									
Polling	5787	1018	983	246	25.03%	737	74.97%	0	0.00%
Absentee	5787	26	26	13	50.00%	13	50.00%	0	0.00%
Early Vote	5787	2001	1969	419	21.28%	1548	78.62%	2	0.10%
Provisional	5787	6	6	1	16.67%	5	83.33%	0	0.00%
Total	5787	3051	2984	679	22.75%	2303	77.18%	2	0.07%
MOR02									
Polling	1743	359	343	143	41.69%	200	58.31%	0	0.00%
Absentee	1743	10	10	5	50.00%	5	50.00%	0	0.00%
Early Vote	1743	599	585	239	40.85%	346	59.15%	0	0.00%
Provisional	1743	3	0	0	-	0	-	0	-
Total	1743	971	938	387	41.26%	551	58.74%	0	0.00%
ROS05									
Polling	-	-	-	-	-	-	-	-	-
Absentee	-	-	-	-	-	-	-	-	-
Early Vote	-	-	-	-	-	-	-	-	-
Provisional	-	-	-	-	-	-	-	-	-
Total	-	-	-	-	-	-	-	-	-
ROS13									
Polling	-	-	-	-	-	-	-	-	-
Absentee	-	-	-	-	-	-	-	-	-
Early Vote	-	-	-	-	-	-	-	-	-
Provisional	-	-	-	-	-	-	-	-	-
Total	-	-	-	-	-	-	-	-	-
ROS14									
Polling	-	-	-	-	-	-	-	-	-
Absentee	-	-	-	-	-	-	-	-	-
Early Vote	-	-	-	-	-	-	-	-	-
Provisional	-	-	-	-	-	-	-	-	-
Total	-	-	-	-	-	-	-	-	-
ROS15									
Polling	-	-	-	-	-	-	-	-	-
Absentee	-	-	-	-	-	-	-	-	-
Early Vote	-	-	-	-	-	-	-	-	-
Provisional	-	-	-	-	-	-	-	-	-
Total	-	-	-	-	-	-	-	-	-
ROS16									

RETRIEVED FROM DEMOCRACYDOCKET.COM

Statement of Votes Cast
Shelby County, TN
State and Federal General Election _Municipal Elections
November 6, 2018
SOVC For Jurisdiction Wide, All Counters, All Races
Official Combined Results

	TN HOUSE OF REP DIST 96								
	Reg. Voters	Times Counted	Total Votes	Scott McCormick		Dwayne Thompson		Write-In Votes	
Polling	-	-	-	-	-	-	-	-	-
Absentee	-	-	-	-	-	-	-	-	-
Early Vote	-	-	-	-	-	-	-	-	-
Provisional	-	-	-	-	-	-	-	-	-
Total	-	-	-	-	-	-	-	-	-
STE00									
Polling	-	-	-	-	-	-	-	-	-
Absentee	-	-	-	-	-	-	-	-	-
Early Vote	-	-	-	-	-	-	-	-	-
Provisional	-	-	-	-	-	-	-	-	-
Total	-	-	-	-	-	-	-	-	-
Total									
Polling	47399	8448	8165	3501	42.88%	4658	57.05%	6	0.07%
Absentee	47399	414	401	188	46.88%	213	53.12%	0	0.00%
Early Vote	47399	17710	17203	7302	42.45%	9890	57.49%	11	0.06%
Provisional	47399	90	84	16	19.05%	68	80.95%	0	0.00%
Total	47399	26662	25853	11007	42.58%	14829	57.36%	17	0.07%

RETRIEVED FROM DEMOCRACYDOCKET.COM

Statement of Votes Cast
Shelby County, TN
State and Federal General Election _Municipal Elections
November 6, 2018
SOVC For Jurisdiction Wide, All Counters, All Races
Official Combined Results

	TN HOUSE OF REP DIST 97					
	Reg. Voters	Times Counted	Total Votes	Jim Coley	Allan Creasy	Write-In Votes
Jurisdiction Wide						
00100						
Polling	-	-	-	-	-	-
Absentee	-	-	-	-	-	-
Early Vote	-	-	-	-	-	-
Provisional	-	-	-	-	-	-
Total	-	-	-	-	-	-
00200						
Polling	-	-	-	-	-	-
Absentee	-	-	-	-	-	-
Early Vote	-	-	-	-	-	-
Provisional	-	-	-	-	-	-
Total	-	-	-	-	-	-
01100						
Polling	-	-	-	-	-	-
Absentee	-	-	-	-	-	-
Early Vote	-	-	-	-	-	-
Provisional	-	-	-	-	-	-
Total	-	-	-	-	-	-
01200						
Polling	-	-	-	-	-	-
Absentee	-	-	-	-	-	-
Early Vote	-	-	-	-	-	-
Provisional	-	-	-	-	-	-
Total	-	-	-	-	-	-
01300						
Polling	-	-	-	-	-	-
Absentee	-	-	-	-	-	-
Early Vote	-	-	-	-	-	-
Provisional	-	-	-	-	-	-
Total	-	-	-	-	-	-
01601						
Polling	-	-	-	-	-	-
Absentee	-	-	-	-	-	-
Early Vote	-	-	-	-	-	-
Provisional	-	-	-	-	-	-
Total	-	-	-	-	-	-
01603						
Polling	-	-	-	-	-	-
Absentee	-	-	-	-	-	-
Early Vote	-	-	-	-	-	-
Provisional	-	-	-	-	-	-
Total	-	-	-	-	-	-
01700						
Polling	-	-	-	-	-	-
Absentee	-	-	-	-	-	-
Early Vote	-	-	-	-	-	-
Provisional	-	-	-	-	-	-
Total	-	-	-	-	-	-
02001						
Polling	-	-	-	-	-	-
Absentee	-	-	-	-	-	-
Early Vote	-	-	-	-	-	-
Provisional	-	-	-	-	-	-
Total	-	-	-	-	-	-
02003						
Polling	-	-	-	-	-	-
Absentee	-	-	-	-	-	-

RETRIEVED FROM DEMOCRACYDOCKET.COM

Statement of Votes Cast
Shelby County, TN
State and Federal General Election _Municipal Elections
November 6, 2018
SOVC For Jurisdiction Wide, All Counters, All Races
Official Combined Results

	TN HOUSE OF REP DIST 97							
	Reg. Voters	Times Counted	Total Votes	Jim Coley		Allan Creasy		Write-In Votes
Early Vote	-	-	-	-	-	-	-	-
Provisional	-	-	-	-	-	-	-	-
Total	-	-	-	-	-	-	-	-
02100								
Polling	-	-	-	-	-	-	-	-
Absentee	-	-	-	-	-	-	-	-
Early Vote	-	-	-	-	-	-	-	-
Provisional	-	-	-	-	-	-	-	-
Total	-	-	-	-	-	-	-	-
02600								
Polling	-	-	-	-	-	-	-	-
Absentee	-	-	-	-	-	-	-	-
Early Vote	-	-	-	-	-	-	-	-
Provisional	-	-	-	-	-	-	-	-
Total	-	-	-	-	-	-	-	-
02800								
Polling	-	-	-	-	-	-	-	-
Absentee	-	-	-	-	-	-	-	-
Early Vote	-	-	-	-	-	-	-	-
Provisional	-	-	-	-	-	-	-	-
Total	-	-	-	-	-	-	-	-
03102								
Polling	-	-	-	-	-	-	-	-
Absentee	-	-	-	-	-	-	-	-
Early Vote	-	-	-	-	-	-	-	-
Provisional	-	-	-	-	-	-	-	-
Total	-	-	-	-	-	-	-	-
03104								
Polling	-	-	-	-	-	-	-	-
Absentee	-	-	-	-	-	-	-	-
Early Vote	-	-	-	-	-	-	-	-
Provisional	-	-	-	-	-	-	-	-
Total	-	-	-	-	-	-	-	-
03300								
Polling	-	-	-	-	-	-	-	-
Absentee	-	-	-	-	-	-	-	-
Early Vote	-	-	-	-	-	-	-	-
Provisional	-	-	-	-	-	-	-	-
Total	-	-	-	-	-	-	-	-
03402								
Polling	-	-	-	-	-	-	-	-
Absentee	-	-	-	-	-	-	-	-
Early Vote	-	-	-	-	-	-	-	-
Provisional	-	-	-	-	-	-	-	-
Total	-	-	-	-	-	-	-	-
03601								
Polling	-	-	-	-	-	-	-	-
Absentee	-	-	-	-	-	-	-	-
Early Vote	-	-	-	-	-	-	-	-
Provisional	-	-	-	-	-	-	-	-
Total	-	-	-	-	-	-	-	-
03602								
Polling	-	-	-	-	-	-	-	-
Absentee	-	-	-	-	-	-	-	-
Early Vote	-	-	-	-	-	-	-	-
Provisional	-	-	-	-	-	-	-	-
Total	-	-	-	-	-	-	-	-
03700								

RETRIEVED FROM DEMOCRACYDOCKET.COM

Statement of Votes Cast
Shelby County, TN
State and Federal General Election _Municipal Elections
November 6, 2018
SOVC For Jurisdiction Wide, All Counters, All Races
Official Combined Results

	TN HOUSE OF REP DIST 97					
	Reg. Voters	Times Counted	Total Votes	Jim Coley	Allan Creasy	Write-In Votes
Polling	-	-	-	-	-	-
Absentee	-	-	-	-	-	-
Early Vote	-	-	-	-	-	-
Provisional	-	-	-	-	-	-
Total	-	-	-	-	-	-
04103						
Polling	-	-	-	-	-	-
Absentee	-	-	-	-	-	-
Early Vote	-	-	-	-	-	-
Provisional	-	-	-	-	-	-
Total	-	-	-	-	-	-
04201						
Polling	-	-	-	-	-	-
Absentee	-	-	-	-	-	-
Early Vote	-	-	-	-	-	-
Provisional	-	-	-	-	-	-
Total	-	-	-	-	-	-
04401						
Polling	-	-	-	-	-	-
Absentee	-	-	-	-	-	-
Early Vote	-	-	-	-	-	-
Provisional	-	-	-	-	-	-
Total	-	-	-	-	-	-
04405						
Polling	-	-	-	-	-	-
Absentee	-	-	-	-	-	-
Early Vote	-	-	-	-	-	-
Provisional	-	-	-	-	-	-
Total	-	-	-	-	-	-
04502						
Polling	-	-	-	-	-	-
Absentee	-	-	-	-	-	-
Early Vote	-	-	-	-	-	-
Provisional	-	-	-	-	-	-
Total	-	-	-	-	-	-
04504						
Polling	-	-	-	-	-	-
Absentee	-	-	-	-	-	-
Early Vote	-	-	-	-	-	-
Provisional	-	-	-	-	-	-
Total	-	-	-	-	-	-
04602						
Polling	-	-	-	-	-	-
Absentee	-	-	-	-	-	-
Early Vote	-	-	-	-	-	-
Provisional	-	-	-	-	-	-
Total	-	-	-	-	-	-
04700						
Polling	-	-	-	-	-	-
Absentee	-	-	-	-	-	-
Early Vote	-	-	-	-	-	-
Provisional	-	-	-	-	-	-
Total	-	-	-	-	-	-
04900						
Polling	-	-	-	-	-	-
Absentee	-	-	-	-	-	-
Early Vote	-	-	-	-	-	-
Provisional	-	-	-	-	-	-

RETRIEVED FROM DEMOCRACYDOCKET.COM

Statement of Votes Cast
Shelby County, TN
State and Federal General Election _Municipal Elections
November 6, 2018
SOVC For Jurisdiction Wide, All Counters, All Races
Official Combined Results

TN HOUSE OF REP DIST 97

	Reg. Voters	Times Counted	Total Votes	Jim Coley		Allan Creasy		Write-In Votes	
Total	-	-	-	-	-	-	-	-	-
05001									
Polling	-	-	-	-	-	-	-	-	-
Absentee	-	-	-	-	-	-	-	-	-
Early Vote	-	-	-	-	-	-	-	-	-
Provisional	-	-	-	-	-	-	-	-	-
Total	-	-	-	-	-	-	-	-	-
05002									
Polling	-	-	-	-	-	-	-	-	-
Absentee	-	-	-	-	-	-	-	-	-
Early Vote	-	-	-	-	-	-	-	-	-
Provisional	-	-	-	-	-	-	-	-	-
Total	-	-	-	-	-	-	-	-	-
05201									
Polling	-	-	-	-	-	-	-	-	-
Absentee	-	-	-	-	-	-	-	-	-
Early Vote	-	-	-	-	-	-	-	-	-
Provisional	-	-	-	-	-	-	-	-	-
Total	-	-	-	-	-	-	-	-	-
05301									
Polling	-	-	-	-	-	-	-	-	-
Absentee	-	-	-	-	-	-	-	-	-
Early Vote	-	-	-	-	-	-	-	-	-
Provisional	-	-	-	-	-	-	-	-	-
Total	-	-	-	-	-	-	-	-	-
05400									
Polling	1600	254	240	108	45.00%	130	54.17%	2	0.83%
Absentee	1600	12	12	6	50.00%	6	50.00%	0	0.00%
Early Vote	1600	419	397	208	52.39%	189	47.61%	0	0.00%
Provisional	1600	0	0	0	-	0	-	0	-
Total	1600	685	649	322	49.61%	325	50.08%	2	0.31%
05502									
Polling	3391	736	710	451	63.52%	258	36.34%	1	0.14%
Absentee	3391	55	53	19	35.85%	34	64.15%	0	0.00%
Early Vote	3391	1619	1573	954	60.65%	619	39.35%	0	0.00%
Provisional	3391	3	3	0	0.00%	3	100.00%	0	0.00%
Total	3391	2413	2339	1424	60.88%	914	39.08%	1	0.04%
05700									
Polling	2738	437	426	315	73.94%	109	25.59%	2	0.47%
Absentee	2738	45	42	16	38.10%	26	61.90%	0	0.00%
Early Vote	2738	1564	1488	1031	69.29%	457	30.71%	0	0.00%
Provisional	2738	1	1	1	100.00%	0	0.00%	0	0.00%
Total	2738	2047	1957	1363	69.65%	592	30.25%	2	0.10%
05801									
Polling	-	-	-	-	-	-	-	-	-
Absentee	-	-	-	-	-	-	-	-	-
Early Vote	-	-	-	-	-	-	-	-	-
Provisional	-	-	-	-	-	-	-	-	-
Total	-	-	-	-	-	-	-	-	-
05804									
Polling	-	-	-	-	-	-	-	-	-
Absentee	-	-	-	-	-	-	-	-	-
Early Vote	-	-	-	-	-	-	-	-	-
Provisional	-	-	-	-	-	-	-	-	-
Total	-	-	-	-	-	-	-	-	-
05905									
Polling	-	-	-	-	-	-	-	-	-
Absentee	-	-	-	-	-	-	-	-	-

RETRIEVED FROM DEMOCRACYDOCKET.COM

Statement of Votes Cast
Shelby County, TN
State and Federal General Election _Municipal Elections
November 6, 2018
SOVC For Jurisdiction Wide, All Counters, All Races
Official Combined Results

TN HOUSE OF REP DIST 97

	Reg. Voters	Times Counted	Total Votes	Jim Coley	Allan Creasy	Write-In Votes
Early Vote	-	-	-	-	-	-
Provisional	-	-	-	-	-	-
Total	-	-	-	-	-	-
06003						
Polling	-	-	-	-	-	-
Absentee	-	-	-	-	-	-
Early Vote	-	-	-	-	-	-
Provisional	-	-	-	-	-	-
Total	-	-	-	-	-	-
06005						
Polling	-	-	-	-	-	-
Absentee	-	-	-	-	-	-
Early Vote	-	-	-	-	-	-
Provisional	-	-	-	-	-	-
Total	-	-	-	-	-	-
06006						
Polling	-	-	-	-	-	-
Absentee	-	-	-	-	-	-
Early Vote	-	-	-	-	-	-
Provisional	-	-	-	-	-	-
Total	-	-	-	-	-	-
06007						
Polling	-	-	-	-	-	-
Absentee	-	-	-	-	-	-
Early Vote	-	-	-	-	-	-
Provisional	-	-	-	-	-	-
Total	-	-	-	-	-	-
06009						
Polling	-	-	-	-	-	-
Absentee	-	-	-	-	-	-
Early Vote	-	-	-	-	-	-
Provisional	-	-	-	-	-	-
Total	-	-	-	-	-	-
06100						
Polling	-	-	-	-	-	-
Absentee	-	-	-	-	-	-
Early Vote	-	-	-	-	-	-
Provisional	-	-	-	-	-	-
Total	-	-	-	-	-	-
06200						
Polling	-	-	-	-	-	-
Absentee	-	-	-	-	-	-
Early Vote	-	-	-	-	-	-
Provisional	-	-	-	-	-	-
Total	-	-	-	-	-	-
06400						
Polling	-	-	-	-	-	-
Absentee	-	-	-	-	-	-
Early Vote	-	-	-	-	-	-
Provisional	-	-	-	-	-	-
Total	-	-	-	-	-	-
06600						
Polling	-	-	-	-	-	-
Absentee	-	-	-	-	-	-
Early Vote	-	-	-	-	-	-
Provisional	-	-	-	-	-	-
Total	-	-	-	-	-	-
06701						

RETRIEVED FROM DEMOCRACYDOCKET.COM

Statement of Votes Cast
Shelby County, TN
State and Federal General Election _Municipal Elections
November 6, 2018
SOVC For Jurisdiction Wide, All Counters, All Races
Official Combined Results

TN HOUSE OF REP DIST 97

	Reg. Voters	Times Counted	Total Votes	Jim Coley	Allan Creasy	Write-In Votes
Polling	-	-	-	-	-	-
Absentee	-	-	-	-	-	-
Early Vote	-	-	-	-	-	-
Provisional	-	-	-	-	-	-
Total	-	-	-	-	-	-
06703						
Polling	-	-	-	-	-	-
Absentee	-	-	-	-	-	-
Early Vote	-	-	-	-	-	-
Provisional	-	-	-	-	-	-
Total	-	-	-	-	-	-
06801						
Polling	-	-	-	-	-	-
Absentee	-	-	-	-	-	-
Early Vote	-	-	-	-	-	-
Provisional	-	-	-	-	-	-
Total	-	-	-	-	-	-
06803						
Polling	-	-	-	-	-	-
Absentee	-	-	-	-	-	-
Early Vote	-	-	-	-	-	-
Provisional	-	-	-	-	-	-
Total	-	-	-	-	-	-
06902						
Polling	-	-	-	-	-	-
Absentee	-	-	-	-	-	-
Early Vote	-	-	-	-	-	-
Provisional	-	-	-	-	-	-
Total	-	-	-	-	-	-
07001						
Polling	-	-	-	-	-	-
Absentee	-	-	-	-	-	-
Early Vote	-	-	-	-	-	-
Provisional	-	-	-	-	-	-
Total	-	-	-	-	-	-
07002						
Polling	-	-	-	-	-	-
Absentee	-	-	-	-	-	-
Early Vote	-	-	-	-	-	-
Provisional	-	-	-	-	-	-
Total	-	-	-	-	-	-
07104						
Polling	-	-	-	-	-	-
Absentee	-	-	-	-	-	-
Early Vote	-	-	-	-	-	-
Provisional	-	-	-	-	-	-
Total	-	-	-	-	-	-
07203						
Polling	-	-	-	-	-	-
Absentee	-	-	-	-	-	-
Early Vote	-	-	-	-	-	-
Provisional	-	-	-	-	-	-
Total	-	-	-	-	-	-
07207						
Polling	-	-	-	-	-	-
Absentee	-	-	-	-	-	-
Early Vote	-	-	-	-	-	-
Provisional	-	-	-	-	-	-

RETRIEVED FROM DEMOCRACYDOCKET.COM

Statement of Votes Cast
Shelby County, TN
State and Federal General Election _Municipal Elections
November 6, 2018
SOVC For Jurisdiction Wide, All Counters, All Races
Official Combined Results

	TN HOUSE OF REP DIST 97					
	Reg. Voters	Times Counted	Total Votes	Jim Coley	Allan Creasy	Write-In Votes
Total	-	-	-	-	-	-
07301						
Polling	-	-	-	-	-	-
Absentee	-	-	-	-	-	-
Early Vote	-	-	-	-	-	-
Provisional	-	-	-	-	-	-
Total	-	-	-	-	-	-
07303						
Polling	-	-	-	-	-	-
Absentee	-	-	-	-	-	-
Early Vote	-	-	-	-	-	-
Provisional	-	-	-	-	-	-
Total	-	-	-	-	-	-
07401						
Polling	-	-	-	-	-	-
Absentee	-	-	-	-	-	-
Early Vote	-	-	-	-	-	-
Provisional	-	-	-	-	-	-
Total	-	-	-	-	-	-
07402						
Polling	-	-	-	-	-	-
Absentee	-	-	-	-	-	-
Early Vote	-	-	-	-	-	-
Provisional	-	-	-	-	-	-
Total	-	-	-	-	-	-
07405						
Polling	-	-	-	-	-	-
Absentee	-	-	-	-	-	-
Early Vote	-	-	-	-	-	-
Provisional	-	-	-	-	-	-
Total	-	-	-	-	-	-
07409						
Polling	-	-	-	-	-	-
Absentee	-	-	-	-	-	-
Early Vote	-	-	-	-	-	-
Provisional	-	-	-	-	-	-
Total	-	-	-	-	-	-
07501						
Polling	-	-	-	-	-	-
Absentee	-	-	-	-	-	-
Early Vote	-	-	-	-	-	-
Provisional	-	-	-	-	-	-
Total	-	-	-	-	-	-
07506						
Polling	-	-	-	-	-	-
Absentee	-	-	-	-	-	-
Early Vote	-	-	-	-	-	-
Provisional	-	-	-	-	-	-
Total	-	-	-	-	-	-
07507						
Polling	-	-	-	-	-	-
Absentee	-	-	-	-	-	-
Early Vote	-	-	-	-	-	-
Provisional	-	-	-	-	-	-
Total	-	-	-	-	-	-
07511						
Polling	-	-	-	-	-	-
Absentee	-	-	-	-	-	-

RETRIEVED FROM DEMOCRACYDOCKET.COM

Statement of Votes Cast
Shelby County, TN
State and Federal General Election _Municipal Elections
November 6, 2018
SOVC For Jurisdiction Wide, All Counters, All Races
Official Combined Results

	TN HOUSE OF REP DIST 97					
	Reg. Voters	Times Counted	Total Votes	Jim Coley	Allan Creasy	Write-In Votes
Early Vote	-	-	-	-	-	-
Provisional	-	-	-	-	-	-
Total	-	-	-	-	-	-
07604						
Polling	-	-	-	-	-	-
Absentee	-	-	-	-	-	-
Early Vote	-	-	-	-	-	-
Provisional	-	-	-	-	-	-
Total	-	-	-	-	-	-
07605						
Polling	-	-	-	-	-	-
Absentee	-	-	-	-	-	-
Early Vote	-	-	-	-	-	-
Provisional	-	-	-	-	-	-
Total	-	-	-	-	-	-
07606						
Polling	-	-	-	-	-	-
Absentee	-	-	-	-	-	-
Early Vote	-	-	-	-	-	-
Provisional	-	-	-	-	-	-
Total	-	-	-	-	-	-
07701						
Polling	-	-	-	-	-	-
Absentee	-	-	-	-	-	-
Early Vote	-	-	-	-	-	-
Provisional	-	-	-	-	-	-
Total	-	-	-	-	-	-
07703						
Polling	-	-	-	-	-	-
Absentee	-	-	-	-	-	-
Early Vote	-	-	-	-	-	-
Provisional	-	-	-	-	-	-
Total	-	-	-	-	-	-
07803						
Polling	-	-	-	-	-	-
Absentee	-	-	-	-	-	-
Early Vote	-	-	-	-	-	-
Provisional	-	-	-	-	-	-
Total	-	-	-	-	-	-
07901						
Polling	-	-	-	-	-	-
Absentee	-	-	-	-	-	-
Early Vote	-	-	-	-	-	-
Provisional	-	-	-	-	-	-
Total	-	-	-	-	-	-
07902						
Polling	-	-	-	-	-	-
Absentee	-	-	-	-	-	-
Early Vote	-	-	-	-	-	-
Provisional	-	-	-	-	-	-
Total	-	-	-	-	-	-
07903						
Polling	-	-	-	-	-	-
Absentee	-	-	-	-	-	-
Early Vote	-	-	-	-	-	-
Provisional	-	-	-	-	-	-
Total	-	-	-	-	-	-
07907						

RETRIEVED FROM DEMOCRACYDOCKET.COM

Statement of Votes Cast
Shelby County, TN
State and Federal General Election _Municipal Elections
November 6, 2018
SOVC For Jurisdiction Wide, All Counters, All Races
Official Combined Results

	TN HOUSE OF REP DIST 97					
	Reg. Voters	Times Counted	Total Votes	Jim Coley	Allan Creasy	Write-In Votes
Polling	-	-	-	-	-	-
Absentee	-	-	-	-	-	-
Early Vote	-	-	-	-	-	-
Provisional	-	-	-	-	-	-
Total	-	-	-	-	-	-
08002						
Polling	-	-	-	-	-	-
Absentee	-	-	-	-	-	-
Early Vote	-	-	-	-	-	-
Provisional	-	-	-	-	-	-
Total	-	-	-	-	-	-
08101						
Polling	-	-	-	-	-	-
Absentee	-	-	-	-	-	-
Early Vote	-	-	-	-	-	-
Provisional	-	-	-	-	-	-
Total	-	-	-	-	-	-
08103						
Polling	-	-	-	-	-	-
Absentee	-	-	-	-	-	-
Early Vote	-	-	-	-	-	-
Provisional	-	-	-	-	-	-
Total	-	-	-	-	-	-
08105						
Polling	-	-	-	-	-	-
Absentee	-	-	-	-	-	-
Early Vote	-	-	-	-	-	-
Provisional	-	-	-	-	-	-
Total	-	-	-	-	-	-
08107						
Polling	-	-	-	-	-	-
Absentee	-	-	-	-	-	-
Early Vote	-	-	-	-	-	-
Provisional	-	-	-	-	-	-
Total	-	-	-	-	-	-
08202						
Polling	-	-	-	-	-	-
Absentee	-	-	-	-	-	-
Early Vote	-	-	-	-	-	-
Provisional	-	-	-	-	-	-
Total	-	-	-	-	-	-
08300						
Polling	-	-	-	-	-	-
Absentee	-	-	-	-	-	-
Early Vote	-	-	-	-	-	-
Provisional	-	-	-	-	-	-
Total	-	-	-	-	-	-
08402						
Polling	-	-	-	-	-	-
Absentee	-	-	-	-	-	-
Early Vote	-	-	-	-	-	-
Provisional	-	-	-	-	-	-
Total	-	-	-	-	-	-
08600						
Polling	-	-	-	-	-	-
Absentee	-	-	-	-	-	-
Early Vote	-	-	-	-	-	-
Provisional	-	-	-	-	-	-

RETRIEVED FROM DEMOCRACYDOCKET.COM

Statement of Votes Cast
Shelby County, TN
State and Federal General Election _Municipal Elections
November 6, 2018
SOVC For Jurisdiction Wide, All Counters, All Races
Official Combined Results

TN HOUSE OF REP DIST 97

	Reg. Voters	Times Counted	Total Votes	Jim Coley		Allan Creasy		Write-In Votes	
Total	-	-	-	-	-	-	-	-	-
08702									
Polling	-	-	-	-	-	-	-	-	-
Absentee	-	-	-	-	-	-	-	-	-
Early Vote	-	-	-	-	-	-	-	-	-
Provisional	-	-	-	-	-	-	-	-	-
Total	-	-	-	-	-	-	-	-	-
08703									
Polling	-	-	-	-	-	-	-	-	-
Absentee	-	-	-	-	-	-	-	-	-
Early Vote	-	-	-	-	-	-	-	-	-
Provisional	-	-	-	-	-	-	-	-	-
Total	-	-	-	-	-	-	-	-	-
08704									
Polling	-	-	-	-	-	-	-	-	-
Absentee	-	-	-	-	-	-	-	-	-
Early Vote	-	-	-	-	-	-	-	-	-
Provisional	-	-	-	-	-	-	-	-	-
Total	-	-	-	-	-	-	-	-	-
08802									
Polling	-	-	-	-	-	-	-	-	-
Absentee	-	-	-	-	-	-	-	-	-
Early Vote	-	-	-	-	-	-	-	-	-
Provisional	-	-	-	-	-	-	-	-	-
Total	-	-	-	-	-	-	-	-	-
08803									
Polling	1994	192	184	33	17.93%	151	82.07%	0	0.00%
Absentee	1994	13	13	11	84.62%	2	15.38%	0	0.00%
Early Vote	1994	218	210	45	21.43%	165	78.57%	0	0.00%
Provisional	1994	0	0	0	-	0	-	0	-
Total	1994	423	407	89	21.87%	318	78.13%	0	0.00%
08804									
Polling	-	-	-	-	-	-	-	-	-
Absentee	-	-	-	-	-	-	-	-	-
Early Vote	-	-	-	-	-	-	-	-	-
Provisional	-	-	-	-	-	-	-	-	-
Total	-	-	-	-	-	-	-	-	-
08901									
Polling	2588	449	435	193	44.37%	242	55.63%	0	0.00%
Absentee	2588	14	14	6	42.86%	8	57.14%	0	0.00%
Early Vote	2588	555	528	198	37.50%	328	62.12%	2	0.38%
Provisional	2588	16	15	3	20.00%	12	80.00%	0	0.00%
Total	2588	1034	992	400	40.32%	590	59.48%	2	0.20%
08902									
Polling	1191	257	243	89	36.63%	154	63.37%	0	0.00%
Absentee	1191	2	2	0	0.00%	2	100.00%	0	0.00%
Early Vote	1191	238	230	72	31.30%	158	68.70%	0	0.00%
Provisional	1191	8	0	0	-	0	-	0	-
Total	1191	505	475	161	33.89%	314	66.11%	0	0.00%
09002									
Polling	-	-	-	-	-	-	-	-	-
Absentee	-	-	-	-	-	-	-	-	-
Early Vote	-	-	-	-	-	-	-	-	-
Provisional	-	-	-	-	-	-	-	-	-
Total	-	-	-	-	-	-	-	-	-
09003									
Polling	-	-	-	-	-	-	-	-	-
Absentee	-	-	-	-	-	-	-	-	-

RETRIEVED FROM DEMOCRACYDOCKET.COM

Statement of Votes Cast
Shelby County, TN
State and Federal General Election _Municipal Elections
November 6, 2018
SOVC For Jurisdiction Wide, All Counters, All Races
Official Combined Results

TN HOUSE OF REP DIST 97

	Reg. Voters	Times Counted	Total Votes	Jim Coley		Allan Creasy		Write-In Votes	
Early Vote	-	-	-	-	-	-	-	-	-
Provisional	-	-	-	-	-	-	-	-	-
Total	-	-	-	-	-	-	-	-	-
09101									
Polling	449	46	44	25	56.82%	19	43.18%	0	0.00%
Absentee	449	3	3	1	33.33%	2	66.67%	0	0.00%
Early Vote	449	119	114	46	40.35%	67	58.77%	1	0.88%
Provisional	449	5	5	3	60.00%	2	40.00%	0	0.00%
Total	449	173	166	75	45.18%	90	54.22%	1	0.60%
09102									
Polling	-	-	-	-	-	-	-	-	-
Absentee	-	-	-	-	-	-	-	-	-
Early Vote	-	-	-	-	-	-	-	-	-
Provisional	-	-	-	-	-	-	-	-	-
Total	-	-	-	-	-	-	-	-	-
09104									
Polling	-	-	-	-	-	-	-	-	-
Absentee	-	-	-	-	-	-	-	-	-
Early Vote	-	-	-	-	-	-	-	-	-
Provisional	-	-	-	-	-	-	-	-	-
Total	-	-	-	-	-	-	-	-	-
09201									
Polling	-	-	-	-	-	-	-	-	-
Absentee	-	-	-	-	-	-	-	-	-
Early Vote	-	-	-	-	-	-	-	-	-
Provisional	-	-	-	-	-	-	-	-	-
Total	-	-	-	-	-	-	-	-	-
09301									
Polling	-	-	-	-	-	-	-	-	-
Absentee	-	-	-	-	-	-	-	-	-
Early Vote	-	-	-	-	-	-	-	-	-
Provisional	-	-	-	-	-	-	-	-	-
Total	-	-	-	-	-	-	-	-	-
09303									
Polling	-	-	-	-	-	-	-	-	-
Absentee	-	-	-	-	-	-	-	-	-
Early Vote	-	-	-	-	-	-	-	-	-
Provisional	-	-	-	-	-	-	-	-	-
Total	-	-	-	-	-	-	-	-	-
09403									
Polling	-	-	-	-	-	-	-	-	-
Absentee	-	-	-	-	-	-	-	-	-
Early Vote	-	-	-	-	-	-	-	-	-
Provisional	-	-	-	-	-	-	-	-	-
Total	-	-	-	-	-	-	-	-	-
09406									
Polling	-	-	-	-	-	-	-	-	-
Absentee	-	-	-	-	-	-	-	-	-
Early Vote	-	-	-	-	-	-	-	-	-
Provisional	-	-	-	-	-	-	-	-	-
Total	-	-	-	-	-	-	-	-	-
09407									
Polling	-	-	-	-	-	-	-	-	-
Absentee	-	-	-	-	-	-	-	-	-
Early Vote	-	-	-	-	-	-	-	-	-
Provisional	-	-	-	-	-	-	-	-	-
Total	-	-	-	-	-	-	-	-	-
09408									

RETRIEVED FROM DEMOCRACYDOCKET.COM

Statement of Votes Cast
Shelby County, TN
State and Federal General Election _Municipal Elections
November 6, 2018
SOVC For Jurisdiction Wide, All Counters, All Races
Official Combined Results

TN HOUSE OF REP DIST 97

	Reg. Voters	Times Counted	Total Votes	Jim Coley		Allan Creasy		Write-In Votes	
Polling	-	-	-	-	-	-	-	-	-
Absentee	-	-	-	-	-	-	-	-	-
Early Vote	-	-	-	-	-	-	-	-	-
Provisional	-	-	-	-	-	-	-	-	-
Total	-	-	-	-	-	-	-	-	-
09501									
Polling	4147	881	851	312	36.66%	539	63.34%	0	0.00%
Absentee	4147	21	20	8	40.00%	12	60.00%	0	0.00%
Early Vote	4147	1177	1125	451	40.09%	673	59.82%	1	0.09%
Provisional	4147	8	8	2	25.00%	6	75.00%	0	0.00%
Total	4147	2087	2004	773	38.57%	1230	61.38%	1	0.05%
09505									
Polling	-	-	-	-	-	-	-	-	-
Absentee	-	-	-	-	-	-	-	-	-
Early Vote	-	-	-	-	-	-	-	-	-
Provisional	-	-	-	-	-	-	-	-	-
Total	-	-	-	-	-	-	-	-	-
09506									
Polling	-	-	-	-	-	-	-	-	-
Absentee	-	-	-	-	-	-	-	-	-
Early Vote	-	-	-	-	-	-	-	-	-
Provisional	-	-	-	-	-	-	-	-	-
Total	-	-	-	-	-	-	-	-	-
09507									
Polling	-	-	-	-	-	-	-	-	-
Absentee	-	-	-	-	-	-	-	-	-
Early Vote	-	-	-	-	-	-	-	-	-
Provisional	-	-	-	-	-	-	-	-	-
Total	-	-	-	-	-	-	-	-	-
09508									
Polling	-	-	-	-	-	-	-	-	-
Absentee	-	-	-	-	-	-	-	-	-
Early Vote	-	-	-	-	-	-	-	-	-
Provisional	-	-	-	-	-	-	-	-	-
Total	-	-	-	-	-	-	-	-	-
09601									
Polling	3577	691	670	209	31.19%	458	68.36%	3	0.45%
Absentee	3577	15	15	4	26.67%	11	73.33%	0	0.00%
Early Vote	3577	1118	1088	353	32.44%	734	67.46%	1	0.09%
Provisional	3577	3	3	0	0.00%	3	100.00%	0	0.00%
Total	3577	1827	1776	566	31.87%	1206	67.91%	4	0.23%
09602									
Polling	4305	825	792	338	42.68%	451	56.94%	3	0.38%
Absentee	4305	31	30	21	70.00%	9	30.00%	0	0.00%
Early Vote	4305	1433	1372	626	45.63%	746	54.37%	0	0.00%
Provisional	4305	11	11	7	63.64%	4	36.36%	0	0.00%
Total	4305	2300	2205	992	44.99%	1210	54.88%	3	0.14%
ARL01									
Polling	-	-	-	-	-	-	-	-	-
Absentee	-	-	-	-	-	-	-	-	-
Early Vote	-	-	-	-	-	-	-	-	-
Provisional	-	-	-	-	-	-	-	-	-
Total	-	-	-	-	-	-	-	-	-
ARL02									
Polling	-	-	-	-	-	-	-	-	-
Absentee	-	-	-	-	-	-	-	-	-
Early Vote	-	-	-	-	-	-	-	-	-
Provisional	-	-	-	-	-	-	-	-	-

RETRIEVED FROM DEMOCRACYDOCKET.COM

Statement of Votes Cast
Shelby County, TN
State and Federal General Election _Municipal Elections
November 6, 2018
SOVC For Jurisdiction Wide, All Counters, All Races
Official Combined Results

TN HOUSE OF REP DIST 97

	Reg. Voters	Times Counted	Total Votes	Jim Coley		Allan Creasy		Write-In Votes	
Total	-	-	-	-	-	-	-	-	-
BAR03									
Polling	3245	604	588	455	77.38%	133	22.62%	0	0.00%
Absentee	3245	27	26	19	73.08%	7	26.92%	0	0.00%
Early Vote	3245	1372	1330	1031	77.52%	299	22.48%	0	0.00%
Provisional	3245	1	1	1	100.00%	0	0.00%	0	0.00%
Total	3245	2004	1945	1506	77.43%	439	22.57%	0	0.00%
BAR04									
Polling	-	-	-	-	-	-	-	-	-
Absentee	-	-	-	-	-	-	-	-	-
Early Vote	-	-	-	-	-	-	-	-	-
Provisional	-	-	-	-	-	-	-	-	-
Total	-	-	-	-	-	-	-	-	-
BAR05									
Polling	-	-	-	-	-	-	-	-	-
Absentee	-	-	-	-	-	-	-	-	-
Early Vote	-	-	-	-	-	-	-	-	-
Provisional	-	-	-	-	-	-	-	-	-
Total	-	-	-	-	-	-	-	-	-
BAR06									
Polling	-	-	-	-	-	-	-	-	-
Absentee	-	-	-	-	-	-	-	-	-
Early Vote	-	-	-	-	-	-	-	-	-
Provisional	-	-	-	-	-	-	-	-	-
Total	-	-	-	-	-	-	-	-	-
BAR08									
Polling	5451	896	864	592	68.52%	269	31.13%	3	0.35%
Absentee	5451	34	34	24	70.59%	10	29.41%	0	0.00%
Early Vote	5451	2257	2188	1595	72.90%	593	27.10%	0	0.00%
Provisional	5451	8	8	4	50.00%	4	50.00%	0	0.00%
Total	5451	3195	3094	2215	71.59%	876	28.31%	3	0.10%
BAR09									
Polling	4396	820	786	571	72.65%	214	27.23%	1	0.13%
Absentee	4396	90	82	59	71.95%	22	26.83%	1	1.22%
Early Vote	4396	1655	1584	1195	75.44%	388	24.49%	1	0.06%
Provisional	4396	1	1	1	100.00%	0	0.00%	0	0.00%
Total	4396	2566	2453	1826	74.44%	624	25.44%	3	0.12%
BAR11									
Polling	-	-	-	-	-	-	-	-	-
Absentee	-	-	-	-	-	-	-	-	-
Early Vote	-	-	-	-	-	-	-	-	-
Provisional	-	-	-	-	-	-	-	-	-
Total	-	-	-	-	-	-	-	-	-
BAR13									
Polling	-	-	-	-	-	-	-	-	-
Absentee	-	-	-	-	-	-	-	-	-
Early Vote	-	-	-	-	-	-	-	-	-
Provisional	-	-	-	-	-	-	-	-	-
Total	-	-	-	-	-	-	-	-	-
BRU01									
Polling	-	-	-	-	-	-	-	-	-
Absentee	-	-	-	-	-	-	-	-	-
Early Vote	-	-	-	-	-	-	-	-	-
Provisional	-	-	-	-	-	-	-	-	-
Total	-	-	-	-	-	-	-	-	-
BRU02									
Polling	-	-	-	-	-	-	-	-	-
Absentee	-	-	-	-	-	-	-	-	-

RETRIEVED FROM DEMOCRACYDOCKET.COM

Statement of Votes Cast
Shelby County, TN
State and Federal General Election _Municipal Elections
November 6, 2018
SOVC For Jurisdiction Wide, All Counters, All Races
Official Combined Results

	TN HOUSE OF REP DIST 97					
	Reg. Voters	Times Counted	Total Votes	Jim Coley	Allan Creasy	Write-In Votes
Early Vote	-	-	-	-	-	-
Provisional	-	-	-	-	-	-
Total	-	-	-	-	-	-
COL01						
Polling	-	-	-	-	-	-
Absentee	-	-	-	-	-	-
Early Vote	-	-	-	-	-	-
Provisional	-	-	-	-	-	-
Total	-	-	-	-	-	-
COL02						
Polling	-	-	-	-	-	-
Absentee	-	-	-	-	-	-
Early Vote	-	-	-	-	-	-
Provisional	-	-	-	-	-	-
Total	-	-	-	-	-	-
COL03						
Polling	-	-	-	-	-	-
Absentee	-	-	-	-	-	-
Early Vote	-	-	-	-	-	-
Provisional	-	-	-	-	-	-
Total	-	-	-	-	-	-
COL04						
Polling	-	-	-	-	-	-
Absentee	-	-	-	-	-	-
Early Vote	-	-	-	-	-	-
Provisional	-	-	-	-	-	-
Total	-	-	-	-	-	-
COL05						
Polling	-	-	-	-	-	-
Absentee	-	-	-	-	-	-
Early Vote	-	-	-	-	-	-
Provisional	-	-	-	-	-	-
Total	-	-	-	-	-	-
COL06						
Polling	-	-	-	-	-	-
Absentee	-	-	-	-	-	-
Early Vote	-	-	-	-	-	-
Provisional	-	-	-	-	-	-
Total	-	-	-	-	-	-
COL07						
Polling	-	-	-	-	-	-
Absentee	-	-	-	-	-	-
Early Vote	-	-	-	-	-	-
Provisional	-	-	-	-	-	-
Total	-	-	-	-	-	-
COL08						
Polling	-	-	-	-	-	-
Absentee	-	-	-	-	-	-
Early Vote	-	-	-	-	-	-
Provisional	-	-	-	-	-	-
Total	-	-	-	-	-	-
COL09						
Polling	-	-	-	-	-	-
Absentee	-	-	-	-	-	-
Early Vote	-	-	-	-	-	-
Provisional	-	-	-	-	-	-
Total	-	-	-	-	-	-
COR03						

RETRIEVED FROM DEMOCRACYDOCKET.COM

Statement of Votes Cast
Shelby County, TN
State and Federal General Election _Municipal Elections
November 6, 2018
SOVC For Jurisdiction Wide, All Counters, All Races
Official Combined Results

	TN HOUSE OF REP DIST 97								
	Reg. Voters	Times Counted	Total Votes	Jim Coley		Allan Creasy		Write-In Votes	
Polling	-	-	-	-	-	-	-	-	-
Absentee	-	-	-	-	-	-	-	-	-
Early Vote	-	-	-	-	-	-	-	-	-
Provisional	-	-	-	-	-	-	-	-	-
Total	-	-	-	-	-	-	-	-	-
COR04									
Polling	-	-	-	-	-	-	-	-	-
Absentee	-	-	-	-	-	-	-	-	-
Early Vote	-	-	-	-	-	-	-	-	-
Provisional	-	-	-	-	-	-	-	-	-
Total	-	-	-	-	-	-	-	-	-
COR05									
Polling	3857	845	815	243	29.82%	572	70.18%	0	0.00%
Absentee	3857	13	13	3	23.08%	10	76.92%	0	0.00%
Early Vote	3857	1054	1022	264	25.83%	757	74.07%	1	0.10%
Provisional	3857	11	11	3	27.27%	8	72.73%	0	0.00%
Total	3857	1923	1861	513	27.57%	1347	72.38%	1	0.05%
EAD00									
Polling	-	-	-	-	-	-	-	-	-
Absentee	-	-	-	-	-	-	-	-	-
Early Vote	-	-	-	-	-	-	-	-	-
Provisional	-	-	-	-	-	-	-	-	-
Total	-	-	-	-	-	-	-	-	-
FOR01									
Polling	-	-	-	-	-	-	-	-	-
Absentee	-	-	-	-	-	-	-	-	-
Early Vote	-	-	-	-	-	-	-	-	-
Provisional	-	-	-	-	-	-	-	-	-
Total	-	-	-	-	-	-	-	-	-
FOR02									
Polling	-	-	-	-	-	-	-	-	-
Absentee	-	-	-	-	-	-	-	-	-
Early Vote	-	-	-	-	-	-	-	-	-
Provisional	-	-	-	-	-	-	-	-	-
Total	-	-	-	-	-	-	-	-	-
FOR03									
Polling	-	-	-	-	-	-	-	-	-
Absentee	-	-	-	-	-	-	-	-	-
Early Vote	-	-	-	-	-	-	-	-	-
Provisional	-	-	-	-	-	-	-	-	-
Total	-	-	-	-	-	-	-	-	-
GER02									
Polling	-	-	-	-	-	-	-	-	-
Absentee	-	-	-	-	-	-	-	-	-
Early Vote	-	-	-	-	-	-	-	-	-
Provisional	-	-	-	-	-	-	-	-	-
Total	-	-	-	-	-	-	-	-	-
GER03									
Polling	-	-	-	-	-	-	-	-	-
Absentee	-	-	-	-	-	-	-	-	-
Early Vote	-	-	-	-	-	-	-	-	-
Provisional	-	-	-	-	-	-	-	-	-
Total	-	-	-	-	-	-	-	-	-
GER04									
Polling	-	-	-	-	-	-	-	-	-
Absentee	-	-	-	-	-	-	-	-	-
Early Vote	-	-	-	-	-	-	-	-	-
Provisional	-	-	-	-	-	-	-	-	-

RETRIEVED FROM DEMOCRACYDOCKET.COM

Statement of Votes Cast
Shelby County, TN
State and Federal General Election _Municipal Elections
November 6, 2018
SOVC For Jurisdiction Wide, All Counters, All Races
Official Combined Results

TN HOUSE OF REP DIST 97

	Reg. Voters	Times Counted	Total Votes	Jim Coley	Allan Creasy	Write-In Votes
Total	-	-	-	-	-	-
GER05						
Polling	-	-	-	-	-	-
Absentee	-	-	-	-	-	-
Early Vote	-	-	-	-	-	-
Provisional	-	-	-	-	-	-
Total	-	-	-	-	-	-
GER06						
Polling	-	-	-	-	-	-
Absentee	-	-	-	-	-	-
Early Vote	-	-	-	-	-	-
Provisional	-	-	-	-	-	-
Total	-	-	-	-	-	-
GER08						
Polling	-	-	-	-	-	-
Absentee	-	-	-	-	-	-
Early Vote	-	-	-	-	-	-
Provisional	-	-	-	-	-	-
Total	-	-	-	-	-	-
GER10						
Polling	-	-	-	-	-	-
Absentee	-	-	-	-	-	-
Early Vote	-	-	-	-	-	-
Provisional	-	-	-	-	-	-
Total	-	-	-	-	-	-
GER11						
Polling	-	-	-	-	-	-
Absentee	-	-	-	-	-	-
Early Vote	-	-	-	-	-	-
Provisional	-	-	-	-	-	-
Total	-	-	-	-	-	-
GER12						
Polling	-	-	-	-	-	-
Absentee	-	-	-	-	-	-
Early Vote	-	-	-	-	-	-
Provisional	-	-	-	-	-	-
Total	-	-	-	-	-	-
LAK01						
Polling	-	-	-	-	-	-
Absentee	-	-	-	-	-	-
Early Vote	-	-	-	-	-	-
Provisional	-	-	-	-	-	-
Total	-	-	-	-	-	-
LAK02						
Polling	-	-	-	-	-	-
Absentee	-	-	-	-	-	-
Early Vote	-	-	-	-	-	-
Provisional	-	-	-	-	-	-
Total	-	-	-	-	-	-
LUC01						
Polling	-	-	-	-	-	-
Absentee	-	-	-	-	-	-
Early Vote	-	-	-	-	-	-
Provisional	-	-	-	-	-	-
Total	-	-	-	-	-	-
LUC03						
Polling	-	-	-	-	-	-
Absentee	-	-	-	-	-	-

RETRIEVED FROM DEMOCRACYDOCKET.COM

Statement of Votes Cast
Shelby County, TN
State and Federal General Election _Municipal Elections
November 6, 2018
SOVC For Jurisdiction Wide, All Counters, All Races
Official Combined Results

TN HOUSE OF REP DIST 97

	Reg. Voters	Times Counted	Total Votes	Jim Coley		Allan Creasy		Write-In Votes	
Early Vote	-	-	-	-	-	-	-	-	-
Provisional	-	-	-	-	-	-	-	-	-
Total	-	-	-	-	-	-	-	-	-
MCC00									
Polling	-	-	-	-	-	-	-	-	-
Absentee	-	-	-	-	-	-	-	-	-
Early Vote	-	-	-	-	-	-	-	-	-
Provisional	-	-	-	-	-	-	-	-	-
Total	-	-	-	-	-	-	-	-	-
MIL01									
Polling	-	-	-	-	-	-	-	-	-
Absentee	-	-	-	-	-	-	-	-	-
Early Vote	-	-	-	-	-	-	-	-	-
Provisional	-	-	-	-	-	-	-	-	-
Total	-	-	-	-	-	-	-	-	-
MIL02									
Polling	-	-	-	-	-	-	-	-	-
Absentee	-	-	-	-	-	-	-	-	-
Early Vote	-	-	-	-	-	-	-	-	-
Provisional	-	-	-	-	-	-	-	-	-
Total	-	-	-	-	-	-	-	-	-
MOR01									
Polling	-	-	-	-	-	-	-	-	-
Absentee	-	-	-	-	-	-	-	-	-
Early Vote	-	-	-	-	-	-	-	-	-
Provisional	-	-	-	-	-	-	-	-	-
Total	-	-	-	-	-	-	-	-	-
MOR02									
Polling	391	68	66	51	77.27%	15	22.73%	0	0.00%
Absentee	391	3	3	2	66.67%	1	33.33%	0	0.00%
Early Vote	391	189	179	108	60.34%	71	39.66%	0	0.00%
Provisional	391	1	1	0	0.00%	1	100.00%	0	0.00%
Total	391	261	249	161	64.66%	88	35.34%	0	0.00%
ROS05									
Polling	-	-	-	-	-	-	-	-	-
Absentee	-	-	-	-	-	-	-	-	-
Early Vote	-	-	-	-	-	-	-	-	-
Provisional	-	-	-	-	-	-	-	-	-
Total	-	-	-	-	-	-	-	-	-
ROS13									
Polling	-	-	-	-	-	-	-	-	-
Absentee	-	-	-	-	-	-	-	-	-
Early Vote	-	-	-	-	-	-	-	-	-
Provisional	-	-	-	-	-	-	-	-	-
Total	-	-	-	-	-	-	-	-	-
ROS14									
Polling	-	-	-	-	-	-	-	-	-
Absentee	-	-	-	-	-	-	-	-	-
Early Vote	-	-	-	-	-	-	-	-	-
Provisional	-	-	-	-	-	-	-	-	-
Total	-	-	-	-	-	-	-	-	-
ROS15									
Polling	-	-	-	-	-	-	-	-	-
Absentee	-	-	-	-	-	-	-	-	-
Early Vote	-	-	-	-	-	-	-	-	-
Provisional	-	-	-	-	-	-	-	-	-
Total	-	-	-	-	-	-	-	-	-
ROS16									

RETRIEVED FROM DEMOCRACYDOCKET.COM

Statement of Votes Cast
Shelby County, TN
State and Federal General Election _Municipal Elections
November 6, 2018
SOVC For Jurisdiction Wide, All Counters, All Races
Official Combined Results

TN HOUSE OF REP DIST 97

	Reg. Voters	Times Counted	Total Votes	Jim Coley		Allan Creasy		Write-In Votes	
Polling	-	-	-	-	-	-	-	-	-
Absentee	-	-	-	-	-	-	-	-	-
Early Vote	-	-	-	-	-	-	-	-	-
Provisional	-	-	-	-	-	-	-	-	-
Total	-	-	-	-	-	-	-	-	-
STE00									
Polling	-	-	-	-	-	-	-	-	-
Absentee	-	-	-	-	-	-	-	-	-
Early Vote	-	-	-	-	-	-	-	-	-
Provisional	-	-	-	-	-	-	-	-	-
Total	-	-	-	-	-	-	-	-	-
Total									
Polling	43320	8001	7714	3985	51.66%	3714	48.15%	15	0.19%
Absentee	43320	378	362	199	54.97%	162	44.75%	1	0.28%
Early Vote	43320	14987	14428	8177	56.67%	6244	43.28%	7	0.05%
Provisional	43320	77	68	25	36.76%	43	63.24%	0	0.00%
Total	43320	23443	22572	12386	54.87%	10163	45.02%	23	0.10%

RETRIEVED FROM DEMOCRACYDOCKET.COM

Statement of Votes Cast
Shelby County, TN
State and Federal General Election _Municipal Elections
November 6, 2018
SOVC For Jurisdiction Wide, All Counters, All Races
Official Combined Results

	TN HOUSE OF REP DIST 98					
	Reg. Voters	Times Counted	Total Votes	Antonio Parkinson	Write-In Votes	
Jurisdiction Wide						
00100						
Polling	-	-	-	-	-	-
Absentee	-	-	-	-	-	-
Early Vote	-	-	-	-	-	-
Provisional	-	-	-	-	-	-
Total	-	-	-	-	-	-
00200						
Polling	-	-	-	-	-	-
Absentee	-	-	-	-	-	-
Early Vote	-	-	-	-	-	-
Provisional	-	-	-	-	-	-
Total	-	-	-	-	-	-
01100						
Polling	-	-	-	-	-	-
Absentee	-	-	-	-	-	-
Early Vote	-	-	-	-	-	-
Provisional	-	-	-	-	-	-
Total	-	-	-	-	-	-
01200						
Polling	-	-	-	-	-	-
Absentee	-	-	-	-	-	-
Early Vote	-	-	-	-	-	-
Provisional	-	-	-	-	-	-
Total	-	-	-	-	-	-
01300						
Polling	-	-	-	-	-	-
Absentee	-	-	-	-	-	-
Early Vote	-	-	-	-	-	-
Provisional	-	-	-	-	-	-
Total	-	-	-	-	-	-
01601						
Polling	-	-	-	-	-	-
Absentee	-	-	-	-	-	-
Early Vote	-	-	-	-	-	-
Provisional	-	-	-	-	-	-
Total	-	-	-	-	-	-
01603						
Polling	-	-	-	-	-	-
Absentee	-	-	-	-	-	-
Early Vote	-	-	-	-	-	-
Provisional	-	-	-	-	-	-
Total	-	-	-	-	-	-
01700						
Polling	-	-	-	-	-	-
Absentee	-	-	-	-	-	-
Early Vote	-	-	-	-	-	-
Provisional	-	-	-	-	-	-
Total	-	-	-	-	-	-
02001						
Polling	-	-	-	-	-	-
Absentee	-	-	-	-	-	-
Early Vote	-	-	-	-	-	-
Provisional	-	-	-	-	-	-
Total	-	-	-	-	-	-
02003						
Polling	-	-	-	-	-	-
Absentee	-	-	-	-	-	-

RETRIEVED FROM DEMOCRACYDOCKET.COM

Statement of Votes Cast
Shelby County, TN
State and Federal General Election _Municipal Elections
November 6, 2018
SOVC For Jurisdiction Wide, All Counters, All Races
Official Combined Results

	TN HOUSE OF REP DIST 98						
	Reg. Voters	Times Counted	Total Votes	Antonio Parkinson		Write-In Votes	
Early Vote	-	-	-	-	-	-	-
Provisional	-	-	-	-	-	-	-
Total	-	-	-	-	-	-	-
02100							
Polling	-	-	-	-	-	-	-
Absentee	-	-	-	-	-	-	-
Early Vote	-	-	-	-	-	-	-
Provisional	-	-	-	-	-	-	-
Total	-	-	-	-	-	-	-
02600							
Polling	-	-	-	-	-	-	-
Absentee	-	-	-	-	-	-	-
Early Vote	-	-	-	-	-	-	-
Provisional	-	-	-	-	-	-	-
Total	-	-	-	-	-	-	-
02800							
Polling	-	-	-	-	-	-	-
Absentee	-	-	-	-	-	-	-
Early Vote	-	-	-	-	-	-	-
Provisional	-	-	-	-	-	-	-
Total	-	-	-	-	-	-	-
03102							
Polling	-	-	-	-	-	-	-
Absentee	-	-	-	-	-	-	-
Early Vote	-	-	-	-	-	-	-
Provisional	-	-	-	-	-	-	-
Total	-	-	-	-	-	-	-
03104							
Polling	-	-	-	-	-	-	-
Absentee	-	-	-	-	-	-	-
Early Vote	-	-	-	-	-	-	-
Provisional	-	-	-	-	-	-	-
Total	-	-	-	-	-	-	-
03300							
Polling	-	-	-	-	-	-	-
Absentee	-	-	-	-	-	-	-
Early Vote	-	-	-	-	-	-	-
Provisional	-	-	-	-	-	-	-
Total	-	-	-	-	-	-	-
03402							
Polling	-	-	-	-	-	-	-
Absentee	-	-	-	-	-	-	-
Early Vote	-	-	-	-	-	-	-
Provisional	-	-	-	-	-	-	-
Total	-	-	-	-	-	-	-
03601							
Polling	724	188	140	131	93.57%	9	6.43%
Absentee	724	6	6	6	100.00%	0	0.00%
Early Vote	724	240	208	201	96.63%	7	3.37%
Provisional	724	0	0	0	-	0	-
Total	724	434	354	338	95.48%	16	4.52%
03602							
Polling	705	142	115	115	100.00%	0	0.00%
Absentee	705	8	6	6	100.00%	0	0.00%
Early Vote	705	293	266	262	98.50%	4	1.50%
Provisional	705	1	1	1	100.00%	0	0.00%
Total	705	444	388	384	98.97%	4	1.03%
03700							

RETRIEVED FROM DEMOCRACYDOCKET.COM

Statement of Votes Cast
Shelby County, TN
State and Federal General Election _Municipal Elections
November 6, 2018
SOVC For Jurisdiction Wide, All Counters, All Races
Official Combined Results

	TN HOUSE OF REP DIST 98						
	Reg. Voters	Times Counted	Total Votes	Antonio Parkinson		Write-In Votes	
Polling	-	-	-	-	-	-	-
Absentee	-	-	-	-	-	-	-
Early Vote	-	-	-	-	-	-	-
Provisional	-	-	-	-	-	-	-
Total	-	-	-	-	-	-	-
04103							
Polling	733	128	113	112	99.12%	1	0.88%
Absentee	733	10	9	9	100.00%	0	0.00%
Early Vote	733	277	243	243	100.00%	0	0.00%
Provisional	733	0	0	0	-	0	-
Total	733	415	365	364	99.73%	1	0.27%
04201							
Polling	3247	593	527	527	100.00%	0	0.00%
Absentee	3247	8	8	8	100.00%	0	0.00%
Early Vote	3247	615	518	515	99.42%	3	0.58%
Provisional	3247	3	3	3	100.00%	0	0.00%
Total	3247	1219	1056	1053	99.72%	3	0.28%
04401							
Polling	-	-	-	-	-	-	-
Absentee	-	-	-	-	-	-	-
Early Vote	-	-	-	-	-	-	-
Provisional	-	-	-	-	-	-	-
Total	-	-	-	-	-	-	-
04405							
Polling	-	-	-	-	-	-	-
Absentee	-	-	-	-	-	-	-
Early Vote	-	-	-	-	-	-	-
Provisional	-	-	-	-	-	-	-
Total	-	-	-	-	-	-	-
04502							
Polling	-	-	-	-	-	-	-
Absentee	-	-	-	-	-	-	-
Early Vote	-	-	-	-	-	-	-
Provisional	-	-	-	-	-	-	-
Total	-	-	-	-	-	-	-
04504							
Polling	-	-	-	-	-	-	-
Absentee	-	-	-	-	-	-	-
Early Vote	-	-	-	-	-	-	-
Provisional	-	-	-	-	-	-	-
Total	-	-	-	-	-	-	-
04602							
Polling	-	-	-	-	-	-	-
Absentee	-	-	-	-	-	-	-
Early Vote	-	-	-	-	-	-	-
Provisional	-	-	-	-	-	-	-
Total	-	-	-	-	-	-	-
04700							
Polling	-	-	-	-	-	-	-
Absentee	-	-	-	-	-	-	-
Early Vote	-	-	-	-	-	-	-
Provisional	-	-	-	-	-	-	-
Total	-	-	-	-	-	-	-
04900							
Polling	-	-	-	-	-	-	-
Absentee	-	-	-	-	-	-	-
Early Vote	-	-	-	-	-	-	-
Provisional	-	-	-	-	-	-	-

RETRIEVED FROM DEMOCRACYDOCKET.COM

Statement of Votes Cast
Shelby County, TN
State and Federal General Election _Municipal Elections
November 6, 2018
SOVC For Jurisdiction Wide, All Counters, All Races
Official Combined Results

	TN HOUSE OF REP DIST 98						
	Reg. Voters	Times Counted	Total Votes	Antonio Parkinson		Write-In Votes	
Total	-	-	-	-	-	-	-
05001							
Polling	-	-	-	-	-	-	-
Absentee	-	-	-	-	-	-	-
Early Vote	-	-	-	-	-	-	-
Provisional	-	-	-	-	-	-	-
Total	-	-	-	-	-	-	-
05002							
Polling	-	-	-	-	-	-	-
Absentee	-	-	-	-	-	-	-
Early Vote	-	-	-	-	-	-	-
Provisional	-	-	-	-	-	-	-
Total	-	-	-	-	-	-	-
05201							
Polling	-	-	-	-	-	-	-
Absentee	-	-	-	-	-	-	-
Early Vote	-	-	-	-	-	-	-
Provisional	-	-	-	-	-	-	-
Total	-	-	-	-	-	-	-
05301							
Polling	864	156	103	101	98.06%	2	1.94%
Absentee	864	3	0	0	-	0	-
Early Vote	864	144	93	88	94.62%	5	5.38%
Provisional	864	0	0	0	-	0	-
Total	864	303	196	189	96.43%	7	3.57%
05400							
Polling	1058	203	122	119	97.54%	3	2.46%
Absentee	1058	6	2	2	100.00%	0	0.00%
Early Vote	1058	231	104	93	89.42%	11	10.58%
Provisional	1058	2	2	2	100.00%	0	0.00%
Total	1058	442	230	216	93.91%	14	6.09%
05502							
Polling	-	-	-	-	-	-	-
Absentee	-	-	-	-	-	-	-
Early Vote	-	-	-	-	-	-	-
Provisional	-	-	-	-	-	-	-
Total	-	-	-	-	-	-	-
05700							
Polling	-	-	-	-	-	-	-
Absentee	-	-	-	-	-	-	-
Early Vote	-	-	-	-	-	-	-
Provisional	-	-	-	-	-	-	-
Total	-	-	-	-	-	-	-
05801							
Polling	-	-	-	-	-	-	-
Absentee	-	-	-	-	-	-	-
Early Vote	-	-	-	-	-	-	-
Provisional	-	-	-	-	-	-	-
Total	-	-	-	-	-	-	-
05804							
Polling	-	-	-	-	-	-	-
Absentee	-	-	-	-	-	-	-
Early Vote	-	-	-	-	-	-	-
Provisional	-	-	-	-	-	-	-
Total	-	-	-	-	-	-	-
05905							
Polling	-	-	-	-	-	-	-
Absentee	-	-	-	-	-	-	-

RETRIEVED FROM DEMOCRACYDOCKET.COM

Statement of Votes Cast
Shelby County, TN
State and Federal General Election _Municipal Elections
November 6, 2018
SOVC For Jurisdiction Wide, All Counters, All Races
Official Combined Results

	TN HOUSE OF REP DIST 98						
	Reg. Voters	Times Counted	Total Votes	Antonio Parkinson		Write-In Votes	
Early Vote	-	-	-	-	-	-	-
Provisional	-	-	-	-	-	-	-
Total	-	-	-	-	-	-	-
06003							
Polling	-	-	-	-	-	-	-
Absentee	-	-	-	-	-	-	-
Early Vote	-	-	-	-	-	-	-
Provisional	-	-	-	-	-	-	-
Total	-	-	-	-	-	-	-
06005							
Polling	-	-	-	-	-	-	-
Absentee	-	-	-	-	-	-	-
Early Vote	-	-	-	-	-	-	-
Provisional	-	-	-	-	-	-	-
Total	-	-	-	-	-	-	-
06006							
Polling	-	-	-	-	-	-	-
Absentee	-	-	-	-	-	-	-
Early Vote	-	-	-	-	-	-	-
Provisional	-	-	-	-	-	-	-
Total	-	-	-	-	-	-	-
06007							
Polling	-	-	-	-	-	-	-
Absentee	-	-	-	-	-	-	-
Early Vote	-	-	-	-	-	-	-
Provisional	-	-	-	-	-	-	-
Total	-	-	-	-	-	-	-
06009							
Polling	-	-	-	-	-	-	-
Absentee	-	-	-	-	-	-	-
Early Vote	-	-	-	-	-	-	-
Provisional	-	-	-	-	-	-	-
Total	-	-	-	-	-	-	-
06100							
Polling	-	-	-	-	-	-	-
Absentee	-	-	-	-	-	-	-
Early Vote	-	-	-	-	-	-	-
Provisional	-	-	-	-	-	-	-
Total	-	-	-	-	-	-	-
06200							
Polling	2237	343	227	218	96.04%	9	3.96%
Absentee	2237	9	2	2	100.00%	0	0.00%
Early Vote	2237	344	202	190	94.06%	12	5.94%
Provisional	2237	4	3	3	100.00%	0	0.00%
Total	2237	700	434	413	95.16%	21	4.84%
06400							
Polling	-	-	-	-	-	-	-
Absentee	-	-	-	-	-	-	-
Early Vote	-	-	-	-	-	-	-
Provisional	-	-	-	-	-	-	-
Total	-	-	-	-	-	-	-
06600							
Polling	-	-	-	-	-	-	-
Absentee	-	-	-	-	-	-	-
Early Vote	-	-	-	-	-	-	-
Provisional	-	-	-	-	-	-	-
Total	-	-	-	-	-	-	-
06701							

RETRIEVED FROM DEMOCRACYDOCKET.COM

Statement of Votes Cast
Shelby County, TN
State and Federal General Election _Municipal Elections
November 6, 2018
SOVC For Jurisdiction Wide, All Counters, All Races
Official Combined Results

	TN HOUSE OF REP DIST 98						
	Reg. Voters	Times Counted	Total Votes	Antonio Parkinson		Write-In Votes	
Polling	-	-	-	-	-	-	-
Absentee	-	-	-	-	-	-	-
Early Vote	-	-	-	-	-	-	-
Provisional	-	-	-	-	-	-	-
Total	-	-	-	-	-	-	-
06703							
Polling	-	-	-	-	-	-	-
Absentee	-	-	-	-	-	-	-
Early Vote	-	-	-	-	-	-	-
Provisional	-	-	-	-	-	-	-
Total	-	-	-	-	-	-	-
06801							
Polling	-	-	-	-	-	-	-
Absentee	-	-	-	-	-	-	-
Early Vote	-	-	-	-	-	-	-
Provisional	-	-	-	-	-	-	-
Total	-	-	-	-	-	-	-
06803							
Polling	-	-	-	-	-	-	-
Absentee	-	-	-	-	-	-	-
Early Vote	-	-	-	-	-	-	-
Provisional	-	-	-	-	-	-	-
Total	-	-	-	-	-	-	-
06902							
Polling	-	-	-	-	-	-	-
Absentee	-	-	-	-	-	-	-
Early Vote	-	-	-	-	-	-	-
Provisional	-	-	-	-	-	-	-
Total	-	-	-	-	-	-	-
07001							
Polling	-	-	-	-	-	-	-
Absentee	-	-	-	-	-	-	-
Early Vote	-	-	-	-	-	-	-
Provisional	-	-	-	-	-	-	-
Total	-	-	-	-	-	-	-
07002							
Polling	-	-	-	-	-	-	-
Absentee	-	-	-	-	-	-	-
Early Vote	-	-	-	-	-	-	-
Provisional	-	-	-	-	-	-	-
Total	-	-	-	-	-	-	-
07104							
Polling	-	-	-	-	-	-	-
Absentee	-	-	-	-	-	-	-
Early Vote	-	-	-	-	-	-	-
Provisional	-	-	-	-	-	-	-
Total	-	-	-	-	-	-	-
07203							
Polling	-	-	-	-	-	-	-
Absentee	-	-	-	-	-	-	-
Early Vote	-	-	-	-	-	-	-
Provisional	-	-	-	-	-	-	-
Total	-	-	-	-	-	-	-
07207							
Polling	439	69	56	55	98.21%	1	1.79%
Absentee	439	5	3	3	100.00%	0	0.00%
Early Vote	439	169	143	141	98.60%	2	1.40%
Provisional	439	3	1	1	100.00%	0	0.00%

RETRIEVED FROM DEMOCRACYDOCKET.COM

Statement of Votes Cast
Shelby County, TN
State and Federal General Election _Municipal Elections
November 6, 2018
SOVC For Jurisdiction Wide, All Counters, All Races
Official Combined Results

	TN HOUSE OF REP DIST 98						
	Reg. Voters	Times Counted	Total Votes	Antonio Parkinson		Write-In Votes	
Total	439	246	203	200	98.52%	3	1.48%
07301							
Polling	-	-	-	-	-	-	-
Absentee	-	-	-	-	-	-	-
Early Vote	-	-	-	-	-	-	-
Provisional	-	-	-	-	-	-	-
Total	-	-	-	-	-	-	-
07303							
Polling	-	-	-	-	-	-	-
Absentee	-	-	-	-	-	-	-
Early Vote	-	-	-	-	-	-	-
Provisional	-	-	-	-	-	-	-
Total	-	-	-	-	-	-	-
07401							
Polling	-	-	-	-	-	-	-
Absentee	-	-	-	-	-	-	-
Early Vote	-	-	-	-	-	-	-
Provisional	-	-	-	-	-	-	-
Total	-	-	-	-	-	-	-
07402							
Polling	-	-	-	-	-	-	-
Absentee	-	-	-	-	-	-	-
Early Vote	-	-	-	-	-	-	-
Provisional	-	-	-	-	-	-	-
Total	-	-	-	-	-	-	-
07405							
Polling	-	-	-	-	-	-	-
Absentee	-	-	-	-	-	-	-
Early Vote	-	-	-	-	-	-	-
Provisional	-	-	-	-	-	-	-
Total	-	-	-	-	-	-	-
07409							
Polling	-	-	-	-	-	-	-
Absentee	-	-	-	-	-	-	-
Early Vote	-	-	-	-	-	-	-
Provisional	-	-	-	-	-	-	-
Total	-	-	-	-	-	-	-
07501							
Polling	-	-	-	-	-	-	-
Absentee	-	-	-	-	-	-	-
Early Vote	-	-	-	-	-	-	-
Provisional	-	-	-	-	-	-	-
Total	-	-	-	-	-	-	-
07506							
Polling	-	-	-	-	-	-	-
Absentee	-	-	-	-	-	-	-
Early Vote	-	-	-	-	-	-	-
Provisional	-	-	-	-	-	-	-
Total	-	-	-	-	-	-	-
07507							
Polling	-	-	-	-	-	-	-
Absentee	-	-	-	-	-	-	-
Early Vote	-	-	-	-	-	-	-
Provisional	-	-	-	-	-	-	-
Total	-	-	-	-	-	-	-
07511							
Polling	-	-	-	-	-	-	-
Absentee	-	-	-	-	-	-	-

RETRIEVED FROM DEMOCRACYDOCKET.COM

Statement of Votes Cast
Shelby County, TN
State and Federal General Election _Municipal Elections
November 6, 2018
SOVC For Jurisdiction Wide, All Counters, All Races
Official Combined Results

	TN HOUSE OF REP DIST 98					
	Reg. Voters	Times Counted	Total Votes	Antonio Parkinson	Write-In Votes	
Early Vote	-	-	-	-	-	-
Provisional	-	-	-	-	-	-
Total	-	-	-	-	-	-
07604						
Polling	-	-	-	-	-	-
Absentee	-	-	-	-	-	-
Early Vote	-	-	-	-	-	-
Provisional	-	-	-	-	-	-
Total	-	-	-	-	-	-
07605						
Polling	-	-	-	-	-	-
Absentee	-	-	-	-	-	-
Early Vote	-	-	-	-	-	-
Provisional	-	-	-	-	-	-
Total	-	-	-	-	-	-
07606						
Polling	-	-	-	-	-	-
Absentee	-	-	-	-	-	-
Early Vote	-	-	-	-	-	-
Provisional	-	-	-	-	-	-
Total	-	-	-	-	-	-
07701						
Polling	-	-	-	-	-	-
Absentee	-	-	-	-	-	-
Early Vote	-	-	-	-	-	-
Provisional	-	-	-	-	-	-
Total	-	-	-	-	-	-
07703						
Polling	-	-	-	-	-	-
Absentee	-	-	-	-	-	-
Early Vote	-	-	-	-	-	-
Provisional	-	-	-	-	-	-
Total	-	-	-	-	-	-
07803						
Polling	-	-	-	-	-	-
Absentee	-	-	-	-	-	-
Early Vote	-	-	-	-	-	-
Provisional	-	-	-	-	-	-
Total	-	-	-	-	-	-
07901						
Polling	-	-	-	-	-	-
Absentee	-	-	-	-	-	-
Early Vote	-	-	-	-	-	-
Provisional	-	-	-	-	-	-
Total	-	-	-	-	-	-
07902						
Polling	-	-	-	-	-	-
Absentee	-	-	-	-	-	-
Early Vote	-	-	-	-	-	-
Provisional	-	-	-	-	-	-
Total	-	-	-	-	-	-
07903						
Polling	-	-	-	-	-	-
Absentee	-	-	-	-	-	-
Early Vote	-	-	-	-	-	-
Provisional	-	-	-	-	-	-
Total	-	-	-	-	-	-
07907						

RETRIEVED FROM DEMOCRACYDOCKET.COM

Statement of Votes Cast
Shelby County, TN
State and Federal General Election _Municipal Elections
November 6, 2018
SOVC For Jurisdiction Wide, All Counters, All Races
Official Combined Results

	TN HOUSE OF REP DIST 98						
	Reg. Voters	Times Counted	Total Votes	Antonio Parkinson		Write-In Votes	
Polling	-	-	-	-	-	-	-
Absentee	-	-	-	-	-	-	-
Early Vote	-	-	-	-	-	-	-
Provisional	-	-	-	-	-	-	-
Total	-	-	-	-	-	-	-
08002							
Polling	-	-	-	-	-	-	-
Absentee	-	-	-	-	-	-	-
Early Vote	-	-	-	-	-	-	-
Provisional	-	-	-	-	-	-	-
Total	-	-	-	-	-	-	-
08101							
Polling	-	-	-	-	-	-	-
Absentee	-	-	-	-	-	-	-
Early Vote	-	-	-	-	-	-	-
Provisional	-	-	-	-	-	-	-
Total	-	-	-	-	-	-	-
08103							
Polling	-	-	-	-	-	-	-
Absentee	-	-	-	-	-	-	-
Early Vote	-	-	-	-	-	-	-
Provisional	-	-	-	-	-	-	-
Total	-	-	-	-	-	-	-
08105							
Polling	-	-	-	-	-	-	-
Absentee	-	-	-	-	-	-	-
Early Vote	-	-	-	-	-	-	-
Provisional	-	-	-	-	-	-	-
Total	-	-	-	-	-	-	-
08107							
Polling	-	-	-	-	-	-	-
Absentee	-	-	-	-	-	-	-
Early Vote	-	-	-	-	-	-	-
Provisional	-	-	-	-	-	-	-
Total	-	-	-	-	-	-	-
08202							
Polling	-	-	-	-	-	-	-
Absentee	-	-	-	-	-	-	-
Early Vote	-	-	-	-	-	-	-
Provisional	-	-	-	-	-	-	-
Total	-	-	-	-	-	-	-
08300							
Polling	1501	227	190	190	100.00%	0	0.00%
Absentee	1501	2	2	2	100.00%	0	0.00%
Early Vote	1501	290	243	242	99.59%	1	0.41%
Provisional	1501	0	0	0	-	0	-
Total	1501	519	435	434	99.77%	1	0.23%
08402							
Polling	616	109	93	93	100.00%	0	0.00%
Absentee	616	2	2	2	100.00%	0	0.00%
Early Vote	616	206	186	186	100.00%	0	0.00%
Provisional	616	2	2	2	100.00%	0	0.00%
Total	616	319	283	283	100.00%	0	0.00%
08600							
Polling	4282	629	558	549	98.39%	9	1.61%
Absentee	4282	26	17	17	100.00%	0	0.00%
Early Vote	4282	1342	1139	1122	98.51%	17	1.49%
Provisional	4282	5	5	5	100.00%	0	0.00%

RETRIEVED FROM DEMOCRACYDOCKET.COM

Statement of Votes Cast
Shelby County, TN
State and Federal General Election _Municipal Elections
November 6, 2018
SOVC For Jurisdiction Wide, All Counters, All Races
Official Combined Results

TN HOUSE OF REP DIST 98

	Reg. Voters	Times Counted	Total Votes	Antonio Parkinson		Write-In Votes	
Total	4282	2002	1719	1693	98.49%	26	1.51%
08702							
Polling	46	5	4	4	100.00%	0	0.00%
Absentee	46	1	1	1	100.00%	0	0.00%
Early Vote	46	31	22	22	100.00%	0	0.00%
Provisional	46	1	0	0	-	0	-
Total	46	38	27	27	100.00%	0	0.00%
08703							
Polling	3693	674	542	536	98.89%	6	1.11%
Absentee	3693	15	13	13	100.00%	0	0.00%
Early Vote	3693	1213	935	921	98.50%	14	1.50%
Provisional	3693	8	8	8	100.00%	0	0.00%
Total	3693	1910	1498	1478	98.66%	20	1.34%
08704							
Polling	-	-	-	-	-	-	-
Absentee	-	-	-	-	-	-	-
Early Vote	-	-	-	-	-	-	-
Provisional	-	-	-	-	-	-	-
Total	-	-	-	-	-	-	-
08802							
Polling	-	-	-	-	-	-	-
Absentee	-	-	-	-	-	-	-
Early Vote	-	-	-	-	-	-	-
Provisional	-	-	-	-	-	-	-
Total	-	-	-	-	-	-	-
08803							
Polling	2818	518	429	424	98.83%	5	1.17%
Absentee	2818	6	3	3	100.00%	0	0.00%
Early Vote	2818	626	501	493	98.40%	8	1.60%
Provisional	2818	6	6	6	100.00%	0	0.00%
Total	2818	1156	939	926	98.62%	13	1.38%
08804							
Polling	2353	367	305	300	98.36%	5	1.64%
Absentee	2353	6	2	2	100.00%	0	0.00%
Early Vote	2353	463	386	384	99.48%	2	0.52%
Provisional	2353	3	3	3	100.00%	0	0.00%
Total	2353	839	696	689	98.99%	7	1.01%
08901							
Polling	-	-	-	-	-	-	-
Absentee	-	-	-	-	-	-	-
Early Vote	-	-	-	-	-	-	-
Provisional	-	-	-	-	-	-	-
Total	-	-	-	-	-	-	-
08902							
Polling	-	-	-	-	-	-	-
Absentee	-	-	-	-	-	-	-
Early Vote	-	-	-	-	-	-	-
Provisional	-	-	-	-	-	-	-
Total	-	-	-	-	-	-	-
09002							
Polling	2669	416	355	355	100.00%	0	0.00%
Absentee	2669	8	8	8	100.00%	0	0.00%
Early Vote	2669	573	494	489	98.99%	5	1.01%
Provisional	2669	6	4	4	100.00%	0	0.00%
Total	2669	1003	861	856	99.42%	5	0.58%
09003							
Polling	3314	565	510	508	99.61%	2	0.39%
Absentee	3314	12	5	5	100.00%	0	0.00%

RETRIEVED FROM DEMOCRACYDOCKET.COM

Statement of Votes Cast
Shelby County, TN
State and Federal General Election _Municipal Elections
November 6, 2018
SOVC For Jurisdiction Wide, All Counters, All Races
Official Combined Results

TN HOUSE OF REP DIST 98

	Reg. Voters	Times Counted	Total Votes	Antonio Parkinson		Write-In Votes	
Early Vote	3314	904	774	767	99.10%	7	0.90%
Provisional	3314	1	1	1	100.00%	0	0.00%
Total	3314	1482	1290	1281	99.30%	9	0.70%
09101							
Polling	-	-	-	-	-	-	-
Absentee	-	-	-	-	-	-	-
Early Vote	-	-	-	-	-	-	-
Provisional	-	-	-	-	-	-	-
Total	-	-	-	-	-	-	-
09102							
Polling	-	-	-	-	-	-	-
Absentee	-	-	-	-	-	-	-
Early Vote	-	-	-	-	-	-	-
Provisional	-	-	-	-	-	-	-
Total	-	-	-	-	-	-	-
09104							
Polling	-	-	-	-	-	-	-
Absentee	-	-	-	-	-	-	-
Early Vote	-	-	-	-	-	-	-
Provisional	-	-	-	-	-	-	-
Total	-	-	-	-	-	-	-
09201							
Polling	-	-	-	-	-	-	-
Absentee	-	-	-	-	-	-	-
Early Vote	-	-	-	-	-	-	-
Provisional	-	-	-	-	-	-	-
Total	-	-	-	-	-	-	-
09301							
Polling	-	-	-	-	-	-	-
Absentee	-	-	-	-	-	-	-
Early Vote	-	-	-	-	-	-	-
Provisional	-	-	-	-	-	-	-
Total	-	-	-	-	-	-	-
09303							
Polling	-	-	-	-	-	-	-
Absentee	-	-	-	-	-	-	-
Early Vote	-	-	-	-	-	-	-
Provisional	-	-	-	-	-	-	-
Total	-	-	-	-	-	-	-
09403							
Polling	-	-	-	-	-	-	-
Absentee	-	-	-	-	-	-	-
Early Vote	-	-	-	-	-	-	-
Provisional	-	-	-	-	-	-	-
Total	-	-	-	-	-	-	-
09406							
Polling	-	-	-	-	-	-	-
Absentee	-	-	-	-	-	-	-
Early Vote	-	-	-	-	-	-	-
Provisional	-	-	-	-	-	-	-
Total	-	-	-	-	-	-	-
09407							
Polling	-	-	-	-	-	-	-
Absentee	-	-	-	-	-	-	-
Early Vote	-	-	-	-	-	-	-
Provisional	-	-	-	-	-	-	-
Total	-	-	-	-	-	-	-
09408							

RETRIEVED FROM DEMOCRACYDOCKET.COM

Statement of Votes Cast
Shelby County, TN
State and Federal General Election _Municipal Elections
November 6, 2018
SOVC For Jurisdiction Wide, All Counters, All Races
Official Combined Results

	TN HOUSE OF REP DIST 98				
	Reg. Voters	Times Counted	Total Votes	Antonio Parkinson	Write-In Votes
Polling	-	-	-	-	-
Absentee	-	-	-	-	-
Early Vote	-	-	-	-	-
Provisional	-	-	-	-	-
Total	-	-	-	-	-
09501					
Polling	-	-	-	-	-
Absentee	-	-	-	-	-
Early Vote	-	-	-	-	-
Provisional	-	-	-	-	-
Total	-	-	-	-	-
09505					
Polling	-	-	-	-	-
Absentee	-	-	-	-	-
Early Vote	-	-	-	-	-
Provisional	-	-	-	-	-
Total	-	-	-	-	-
09506					
Polling	-	-	-	-	-
Absentee	-	-	-	-	-
Early Vote	-	-	-	-	-
Provisional	-	-	-	-	-
Total	-	-	-	-	-
09507					
Polling	-	-	-	-	-
Absentee	-	-	-	-	-
Early Vote	-	-	-	-	-
Provisional	-	-	-	-	-
Total	-	-	-	-	-
09508					
Polling	-	-	-	-	-
Absentee	-	-	-	-	-
Early Vote	-	-	-	-	-
Provisional	-	-	-	-	-
Total	-	-	-	-	-
09601					
Polling	-	-	-	-	-
Absentee	-	-	-	-	-
Early Vote	-	-	-	-	-
Provisional	-	-	-	-	-
Total	-	-	-	-	-
09602					
Polling	-	-	-	-	-
Absentee	-	-	-	-	-
Early Vote	-	-	-	-	-
Provisional	-	-	-	-	-
Total	-	-	-	-	-
ARL01					
Polling	-	-	-	-	-
Absentee	-	-	-	-	-
Early Vote	-	-	-	-	-
Provisional	-	-	-	-	-
Total	-	-	-	-	-
ARL02					
Polling	-	-	-	-	-
Absentee	-	-	-	-	-
Early Vote	-	-	-	-	-
Provisional	-	-	-	-	-

RETRIEVED FROM DEMOCRACYDOCKET.COM

Statement of Votes Cast
Shelby County, TN
State and Federal General Election _Municipal Elections
November 6, 2018
SOVC For Jurisdiction Wide, All Counters, All Races
Official Combined Results

	TN HOUSE OF REP DIST 98						
	Reg. Voters	Times Counted	Total Votes	Antonio Parkinson		Write-In Votes	
Total	-	-	-	-	-	-	-
BAR03							
Polling	-	-	-	-	-	-	-
Absentee	-	-	-	-	-	-	-
Early Vote	-	-	-	-	-	-	-
Provisional	-	-	-	-	-	-	-
Total	-	-	-	-	-	-	-
BAR04							
Polling	-	-	-	-	-	-	-
Absentee	-	-	-	-	-	-	-
Early Vote	-	-	-	-	-	-	-
Provisional	-	-	-	-	-	-	-
Total	-	-	-	-	-	-	-
BAR05							
Polling	-	-	-	-	-	-	-
Absentee	-	-	-	-	-	-	-
Early Vote	-	-	-	-	-	-	-
Provisional	-	-	-	-	-	-	-
Total	-	-	-	-	-	-	-
BAR06							
Polling	1303	278	159	153	96.23%	6	3.77%
Absentee	1303	6	3	3	100.00%	0	0.00%
Early Vote	1303	447	224	204	91.07%	20	8.93%
Provisional	1303	1	0	0	-	0	-
Total	1303	732	386	360	93.26%	26	6.74%
BAR08							
Polling	-	-	-	-	-	-	-
Absentee	-	-	-	-	-	-	-
Early Vote	-	-	-	-	-	-	-
Provisional	-	-	-	-	-	-	-
Total	-	-	-	-	-	-	-
BAR09							
Polling	-	-	-	-	-	-	-
Absentee	-	-	-	-	-	-	-
Early Vote	-	-	-	-	-	-	-
Provisional	-	-	-	-	-	-	-
Total	-	-	-	-	-	-	-
BAR11							
Polling	-	-	-	-	-	-	-
Absentee	-	-	-	-	-	-	-
Early Vote	-	-	-	-	-	-	-
Provisional	-	-	-	-	-	-	-
Total	-	-	-	-	-	-	-
BAR13							
Polling	-	-	-	-	-	-	-
Absentee	-	-	-	-	-	-	-
Early Vote	-	-	-	-	-	-	-
Provisional	-	-	-	-	-	-	-
Total	-	-	-	-	-	-	-
BRU01							
Polling	-	-	-	-	-	-	-
Absentee	-	-	-	-	-	-	-
Early Vote	-	-	-	-	-	-	-
Provisional	-	-	-	-	-	-	-
Total	-	-	-	-	-	-	-
BRU02							
Polling	-	-	-	-	-	-	-
Absentee	-	-	-	-	-	-	-

RETRIEVED FROM DEMOCRACYDOCKET.COM

Statement of Votes Cast
Shelby County, TN
State and Federal General Election _Municipal Elections
November 6, 2018
SOVC For Jurisdiction Wide, All Counters, All Races
Official Combined Results

	TN HOUSE OF REP DIST 98					
	Reg. Voters	Times Counted	Total Votes	Antonio Parkinson	Write-In Votes	
Early Vote	-	-	-	-	-	-
Provisional	-	-	-	-	-	-
Total	-	-	-	-	-	-
COL01						
Polling	-	-	-	-	-	-
Absentee	-	-	-	-	-	-
Early Vote	-	-	-	-	-	-
Provisional	-	-	-	-	-	-
Total	-	-	-	-	-	-
COL02						
Polling	-	-	-	-	-	-
Absentee	-	-	-	-	-	-
Early Vote	-	-	-	-	-	-
Provisional	-	-	-	-	-	-
Total	-	-	-	-	-	-
COL03						
Polling	-	-	-	-	-	-
Absentee	-	-	-	-	-	-
Early Vote	-	-	-	-	-	-
Provisional	-	-	-	-	-	-
Total	-	-	-	-	-	-
COL04						
Polling	-	-	-	-	-	-
Absentee	-	-	-	-	-	-
Early Vote	-	-	-	-	-	-
Provisional	-	-	-	-	-	-
Total	-	-	-	-	-	-
COL05						
Polling	-	-	-	-	-	-
Absentee	-	-	-	-	-	-
Early Vote	-	-	-	-	-	-
Provisional	-	-	-	-	-	-
Total	-	-	-	-	-	-
COL06						
Polling	-	-	-	-	-	-
Absentee	-	-	-	-	-	-
Early Vote	-	-	-	-	-	-
Provisional	-	-	-	-	-	-
Total	-	-	-	-	-	-
COL07						
Polling	-	-	-	-	-	-
Absentee	-	-	-	-	-	-
Early Vote	-	-	-	-	-	-
Provisional	-	-	-	-	-	-
Total	-	-	-	-	-	-
COL08						
Polling	-	-	-	-	-	-
Absentee	-	-	-	-	-	-
Early Vote	-	-	-	-	-	-
Provisional	-	-	-	-	-	-
Total	-	-	-	-	-	-
COL09						
Polling	-	-	-	-	-	-
Absentee	-	-	-	-	-	-
Early Vote	-	-	-	-	-	-
Provisional	-	-	-	-	-	-
Total	-	-	-	-	-	-
COR03						

RETRIEVED FROM DEMOCRACYDOCKET.COM

Statement of Votes Cast
Shelby County, TN
State and Federal General Election _Municipal Elections
November 6, 2018
SOVC For Jurisdiction Wide, All Counters, All Races
Official Combined Results

	TN HOUSE OF REP DIST 98					
	Reg. Voters	Times Counted	Total Votes	Antonio Parkinson	Write-In Votes	
Polling	-	-	-	-	-	-
Absentee	-	-	-	-	-	-
Early Vote	-	-	-	-	-	-
Provisional	-	-	-	-	-	-
Total	-	-	-	-	-	-
COR04						
Polling	-	-	-	-	-	-
Absentee	-	-	-	-	-	-
Early Vote	-	-	-	-	-	-
Provisional	-	-	-	-	-	-
Total	-	-	-	-	-	-
COR05						
Polling	-	-	-	-	-	-
Absentee	-	-	-	-	-	-
Early Vote	-	-	-	-	-	-
Provisional	-	-	-	-	-	-
Total	-	-	-	-	-	-
EAD00						
Polling	-	-	-	-	-	-
Absentee	-	-	-	-	-	-
Early Vote	-	-	-	-	-	-
Provisional	-	-	-	-	-	-
Total	-	-	-	-	-	-
FOR01						
Polling	-	-	-	-	-	-
Absentee	-	-	-	-	-	-
Early Vote	-	-	-	-	-	-
Provisional	-	-	-	-	-	-
Total	-	-	-	-	-	-
FOR02						
Polling	-	-	-	-	-	-
Absentee	-	-	-	-	-	-
Early Vote	-	-	-	-	-	-
Provisional	-	-	-	-	-	-
Total	-	-	-	-	-	-
FOR03						
Polling	-	-	-	-	-	-
Absentee	-	-	-	-	-	-
Early Vote	-	-	-	-	-	-
Provisional	-	-	-	-	-	-
Total	-	-	-	-	-	-
GER02						
Polling	-	-	-	-	-	-
Absentee	-	-	-	-	-	-
Early Vote	-	-	-	-	-	-
Provisional	-	-	-	-	-	-
Total	-	-	-	-	-	-
GER03						
Polling	-	-	-	-	-	-
Absentee	-	-	-	-	-	-
Early Vote	-	-	-	-	-	-
Provisional	-	-	-	-	-	-
Total	-	-	-	-	-	-
GER04						
Polling	-	-	-	-	-	-
Absentee	-	-	-	-	-	-
Early Vote	-	-	-	-	-	-
Provisional	-	-	-	-	-	-

RETRIEVED FROM DEMOCRACYDOCKET.COM

Statement of Votes Cast
Shelby County, TN
State and Federal General Election _Municipal Elections
November 6, 2018
SOVC For Jurisdiction Wide, All Counters, All Races
Official Combined Results

	TN HOUSE OF REP DIST 98					
	Reg. Voters	Times Counted	Total Votes	Antonio Parkinson	Write-In Votes	
Total	-	-	-	-	-	-
GER05						
Polling	-	-	-	-	-	-
Absentee	-	-	-	-	-	-
Early Vote	-	-	-	-	-	-
Provisional	-	-	-	-	-	-
Total	-	-	-	-	-	-
GER06						
Polling	-	-	-	-	-	-
Absentee	-	-	-	-	-	-
Early Vote	-	-	-	-	-	-
Provisional	-	-	-	-	-	-
Total	-	-	-	-	-	-
GER08						
Polling	-	-	-	-	-	-
Absentee	-	-	-	-	-	-
Early Vote	-	-	-	-	-	-
Provisional	-	-	-	-	-	-
Total	-	-	-	-	-	-
GER10						
Polling	-	-	-	-	-	-
Absentee	-	-	-	-	-	-
Early Vote	-	-	-	-	-	-
Provisional	-	-	-	-	-	-
Total	-	-	-	-	-	-
GER11						
Polling	-	-	-	-	-	-
Absentee	-	-	-	-	-	-
Early Vote	-	-	-	-	-	-
Provisional	-	-	-	-	-	-
Total	-	-	-	-	-	-
GER12						
Polling	-	-	-	-	-	-
Absentee	-	-	-	-	-	-
Early Vote	-	-	-	-	-	-
Provisional	-	-	-	-	-	-
Total	-	-	-	-	-	-
LAK01						
Polling	-	-	-	-	-	-
Absentee	-	-	-	-	-	-
Early Vote	-	-	-	-	-	-
Provisional	-	-	-	-	-	-
Total	-	-	-	-	-	-
LAK02						
Polling	-	-	-	-	-	-
Absentee	-	-	-	-	-	-
Early Vote	-	-	-	-	-	-
Provisional	-	-	-	-	-	-
Total	-	-	-	-	-	-
LUC01						
Polling	-	-	-	-	-	-
Absentee	-	-	-	-	-	-
Early Vote	-	-	-	-	-	-
Provisional	-	-	-	-	-	-
Total	-	-	-	-	-	-
LUC03						
Polling	-	-	-	-	-	-
Absentee	-	-	-	-	-	-

RETRIEVED FROM DEMOCRACYDOCKET.COM

Statement of Votes Cast
Shelby County, TN
State and Federal General Election _Municipal Elections
November 6, 2018
SOVC For Jurisdiction Wide, All Counters, All Races
Official Combined Results

	TN HOUSE OF REP DIST 98					
	Reg. Voters	Times Counted	Total Votes	Antonio Parkinson	Write-In Votes	
Early Vote	-	-	-	-	-	-
Provisional	-	-	-	-	-	-
Total	-	-	-	-	-	-
MCC00						
Polling	-	-	-	-	-	-
Absentee	-	-	-	-	-	-
Early Vote	-	-	-	-	-	-
Provisional	-	-	-	-	-	-
Total	-	-	-	-	-	-
MIL01						
Polling	-	-	-	-	-	-
Absentee	-	-	-	-	-	-
Early Vote	-	-	-	-	-	-
Provisional	-	-	-	-	-	-
Total	-	-	-	-	-	-
MIL02						
Polling	-	-	-	-	-	-
Absentee	-	-	-	-	-	-
Early Vote	-	-	-	-	-	-
Provisional	-	-	-	-	-	-
Total	-	-	-	-	-	-
MOR01						
Polling	-	-	-	-	-	-
Absentee	-	-	-	-	-	-
Early Vote	-	-	-	-	-	-
Provisional	-	-	-	-	-	-
Total	-	-	-	-	-	-
MOR02						
Polling	-	-	-	-	-	-
Absentee	-	-	-	-	-	-
Early Vote	-	-	-	-	-	-
Provisional	-	-	-	-	-	-
Total	-	-	-	-	-	-
ROS05						
Polling	-	-	-	-	-	-
Absentee	-	-	-	-	-	-
Early Vote	-	-	-	-	-	-
Provisional	-	-	-	-	-	-
Total	-	-	-	-	-	-
ROS13						
Polling	-	-	-	-	-	-
Absentee	-	-	-	-	-	-
Early Vote	-	-	-	-	-	-
Provisional	-	-	-	-	-	-
Total	-	-	-	-	-	-
ROS14						
Polling	-	-	-	-	-	-
Absentee	-	-	-	-	-	-
Early Vote	-	-	-	-	-	-
Provisional	-	-	-	-	-	-
Total	-	-	-	-	-	-
ROS15						
Polling	-	-	-	-	-	-
Absentee	-	-	-	-	-	-
Early Vote	-	-	-	-	-	-
Provisional	-	-	-	-	-	-
Total	-	-	-	-	-	-
ROS16						

RETRIEVED FROM DEMOCRACYDOCKET.COM

Statement of Votes Cast
Shelby County, TN
State and Federal General Election _Municipal Elections
November 6, 2018
SOVC For Jurisdiction Wide, All Counters, All Races
Official Combined Results

	TN HOUSE OF REP DIST 98						
	Reg. Voters	Times Counted	Total Votes	Antonio Parkinson		Write-In Votes	
Polling	-	-	-	-	-	-	-
Absentee	-	-	-	-	-	-	-
Early Vote	-	-	-	-	-	-	-
Provisional	-	-	-	-	-	-	-
Total	-	-	-	-	-	-	-
STE00							
Polling	-	-	-	-	-	-	-
Absentee	-	-	-	-	-	-	-
Early Vote	-	-	-	-	-	-	-
Provisional	-	-	-	-	-	-	-
Total	-	-	-	-	-	-	-
Total							
Polling	32602	5610	4548	4490	98.72%	58	1.28%
Absentee	32602	139	92	92	100.00%	0	0.00%
Early Vote	32602	8408	6681	6563	98.23%	118	1.77%
Provisional	32602	46	39	39	100.00%	0	0.00%
Total	32602	14203	11360	11184	98.45%	176	1.55%

RETRIEVED FROM DEMOCRACYDOCKET.COM

Statement of Votes Cast
Shelby County, TN
State and Federal General Election _Municipal Elections
November 6, 2018
SOVC For Jurisdiction Wide, All Counters, All Races
Official Combined Results

	TN HOUSE OF REP DIST 99					
	Reg. Voters	Times Counted	Total Votes	Tom Leatherwood	Dave Cambron	Write-In Votes
Jurisdiction Wide						
00100						
Polling	-	-	-	-	-	-
Absentee	-	-	-	-	-	-
Early Vote	-	-	-	-	-	-
Provisional	-	-	-	-	-	-
Total	-	-	-	-	-	-
00200						
Polling	-	-	-	-	-	-
Absentee	-	-	-	-	-	-
Early Vote	-	-	-	-	-	-
Provisional	-	-	-	-	-	-
Total	-	-	-	-	-	-
01100						
Polling	-	-	-	-	-	-
Absentee	-	-	-	-	-	-
Early Vote	-	-	-	-	-	-
Provisional	-	-	-	-	-	-
Total	-	-	-	-	-	-
01200						
Polling	-	-	-	-	-	-
Absentee	-	-	-	-	-	-
Early Vote	-	-	-	-	-	-
Provisional	-	-	-	-	-	-
Total	-	-	-	-	-	-
01300						
Polling	-	-	-	-	-	-
Absentee	-	-	-	-	-	-
Early Vote	-	-	-	-	-	-
Provisional	-	-	-	-	-	-
Total	-	-	-	-	-	-
01601						
Polling	-	-	-	-	-	-
Absentee	-	-	-	-	-	-
Early Vote	-	-	-	-	-	-
Provisional	-	-	-	-	-	-
Total	-	-	-	-	-	-
01603						
Polling	-	-	-	-	-	-
Absentee	-	-	-	-	-	-
Early Vote	-	-	-	-	-	-
Provisional	-	-	-	-	-	-
Total	-	-	-	-	-	-
01700						
Polling	-	-	-	-	-	-
Absentee	-	-	-	-	-	-
Early Vote	-	-	-	-	-	-
Provisional	-	-	-	-	-	-
Total	-	-	-	-	-	-
02001						
Polling	-	-	-	-	-	-
Absentee	-	-	-	-	-	-
Early Vote	-	-	-	-	-	-
Provisional	-	-	-	-	-	-
Total	-	-	-	-	-	-
02003						
Polling	-	-	-	-	-	-
Absentee	-	-	-	-	-	-

RETRIEVED FROM DEMOCRACYDOCKET.COM

Statement of Votes Cast
Shelby County, TN
State and Federal General Election _Municipal Elections
November 6, 2018
SOVC For Jurisdiction Wide, All Counters, All Races
Official Combined Results

	TN HOUSE OF REP DIST 99					
	Reg. Voters	Times Counted	Total Votes	Tom Leatherwood	Dave Cambron	Write-In Votes
Early Vote	-	-	-	-	-	-
Provisional	-	-	-	-	-	-
Total	-	-	-	-	-	-
02100						
Polling	-	-	-	-	-	-
Absentee	-	-	-	-	-	-
Early Vote	-	-	-	-	-	-
Provisional	-	-	-	-	-	-
Total	-	-	-	-	-	-
02600						
Polling	-	-	-	-	-	-
Absentee	-	-	-	-	-	-
Early Vote	-	-	-	-	-	-
Provisional	-	-	-	-	-	-
Total	-	-	-	-	-	-
02800						
Polling	-	-	-	-	-	-
Absentee	-	-	-	-	-	-
Early Vote	-	-	-	-	-	-
Provisional	-	-	-	-	-	-
Total	-	-	-	-	-	-
03102						
Polling	-	-	-	-	-	-
Absentee	-	-	-	-	-	-
Early Vote	-	-	-	-	-	-
Provisional	-	-	-	-	-	-
Total	-	-	-	-	-	-
03104						
Polling	-	-	-	-	-	-
Absentee	-	-	-	-	-	-
Early Vote	-	-	-	-	-	-
Provisional	-	-	-	-	-	-
Total	-	-	-	-	-	-
03300						
Polling	-	-	-	-	-	-
Absentee	-	-	-	-	-	-
Early Vote	-	-	-	-	-	-
Provisional	-	-	-	-	-	-
Total	-	-	-	-	-	-
03402						
Polling	-	-	-	-	-	-
Absentee	-	-	-	-	-	-
Early Vote	-	-	-	-	-	-
Provisional	-	-	-	-	-	-
Total	-	-	-	-	-	-
03601						
Polling	-	-	-	-	-	-
Absentee	-	-	-	-	-	-
Early Vote	-	-	-	-	-	-
Provisional	-	-	-	-	-	-
Total	-	-	-	-	-	-
03602						
Polling	-	-	-	-	-	-
Absentee	-	-	-	-	-	-
Early Vote	-	-	-	-	-	-
Provisional	-	-	-	-	-	-
Total	-	-	-	-	-	-
03700						

RETRIEVED FROM DEMOCRACYDOCKET.COM

Statement of Votes Cast
Shelby County, TN
State and Federal General Election _Municipal Elections
November 6, 2018
SOVC For Jurisdiction Wide, All Counters, All Races
Official Combined Results

	TN HOUSE OF REP DIST 99					
	Reg. Voters	Times Counted	Total Votes	Tom Leatherwood	Dave Cambron	Write-In Votes
Polling	-	-	-	-	-	-
Absentee	-	-	-	-	-	-
Early Vote	-	-	-	-	-	-
Provisional	-	-	-	-	-	-
Total	-	-	-	-	-	-
04103						
Polling	-	-	-	-	-	-
Absentee	-	-	-	-	-	-
Early Vote	-	-	-	-	-	-
Provisional	-	-	-	-	-	-
Total	-	-	-	-	-	-
04201						
Polling	-	-	-	-	-	-
Absentee	-	-	-	-	-	-
Early Vote	-	-	-	-	-	-
Provisional	-	-	-	-	-	-
Total	-	-	-	-	-	-
04401						
Polling	-	-	-	-	-	-
Absentee	-	-	-	-	-	-
Early Vote	-	-	-	-	-	-
Provisional	-	-	-	-	-	-
Total	-	-	-	-	-	-
04405						
Polling	-	-	-	-	-	-
Absentee	-	-	-	-	-	-
Early Vote	-	-	-	-	-	-
Provisional	-	-	-	-	-	-
Total	-	-	-	-	-	-
04502						
Polling	-	-	-	-	-	-
Absentee	-	-	-	-	-	-
Early Vote	-	-	-	-	-	-
Provisional	-	-	-	-	-	-
Total	-	-	-	-	-	-
04504						
Polling	-	-	-	-	-	-
Absentee	-	-	-	-	-	-
Early Vote	-	-	-	-	-	-
Provisional	-	-	-	-	-	-
Total	-	-	-	-	-	-
04602						
Polling	-	-	-	-	-	-
Absentee	-	-	-	-	-	-
Early Vote	-	-	-	-	-	-
Provisional	-	-	-	-	-	-
Total	-	-	-	-	-	-
04700						
Polling	-	-	-	-	-	-
Absentee	-	-	-	-	-	-
Early Vote	-	-	-	-	-	-
Provisional	-	-	-	-	-	-
Total	-	-	-	-	-	-
04900						
Polling	-	-	-	-	-	-
Absentee	-	-	-	-	-	-
Early Vote	-	-	-	-	-	-
Provisional	-	-	-	-	-	-

RETRIEVED FROM DEMOCRACYDOCKET.COM

Statement of Votes Cast
Shelby County, TN
State and Federal General Election _Municipal Elections
November 6, 2018
SOVC For Jurisdiction Wide, All Counters, All Races
Official Combined Results

	TN HOUSE OF REP DIST 99					
	Reg. Voters	Times Counted	Total Votes	Tom Leatherwood	Dave Cambron	Write-In Votes
Total	-	-	-	-	-	-
05001						
Polling	-	-	-	-	-	-
Absentee	-	-	-	-	-	-
Early Vote	-	-	-	-	-	-
Provisional	-	-	-	-	-	-
Total	-	-	-	-	-	-
05002						
Polling	-	-	-	-	-	-
Absentee	-	-	-	-	-	-
Early Vote	-	-	-	-	-	-
Provisional	-	-	-	-	-	-
Total	-	-	-	-	-	-
05201						
Polling	-	-	-	-	-	-
Absentee	-	-	-	-	-	-
Early Vote	-	-	-	-	-	-
Provisional	-	-	-	-	-	-
Total	-	-	-	-	-	-
05301						
Polling	-	-	-	-	-	-
Absentee	-	-	-	-	-	-
Early Vote	-	-	-	-	-	-
Provisional	-	-	-	-	-	-
Total	-	-	-	-	-	-
05400						
Polling	-	-	-	-	-	-
Absentee	-	-	-	-	-	-
Early Vote	-	-	-	-	-	-
Provisional	-	-	-	-	-	-
Total	-	-	-	-	-	-
05502						
Polling	-	-	-	-	-	-
Absentee	-	-	-	-	-	-
Early Vote	-	-	-	-	-	-
Provisional	-	-	-	-	-	-
Total	-	-	-	-	-	-
05700						
Polling	-	-	-	-	-	-
Absentee	-	-	-	-	-	-
Early Vote	-	-	-	-	-	-
Provisional	-	-	-	-	-	-
Total	-	-	-	-	-	-
05801						
Polling	-	-	-	-	-	-
Absentee	-	-	-	-	-	-
Early Vote	-	-	-	-	-	-
Provisional	-	-	-	-	-	-
Total	-	-	-	-	-	-
05804						
Polling	-	-	-	-	-	-
Absentee	-	-	-	-	-	-
Early Vote	-	-	-	-	-	-
Provisional	-	-	-	-	-	-
Total	-	-	-	-	-	-
05905						
Polling	-	-	-	-	-	-
Absentee	-	-	-	-	-	-

RETRIEVED FROM DEMOCRACYDOCKET.COM

Statement of Votes Cast
Shelby County, TN
State and Federal General Election _Municipal Elections
November 6, 2018
SOVC For Jurisdiction Wide, All Counters, All Races
Official Combined Results

	TN HOUSE OF REP DIST 99					
	Reg. Voters	Times Counted	Total Votes	Tom Leatherwood	Dave Cambron	Write-In Votes
Early Vote	-	-	-	-	-	-
Provisional	-	-	-	-	-	-
Total	-	-	-	-	-	-
06003						
Polling	-	-	-	-	-	-
Absentee	-	-	-	-	-	-
Early Vote	-	-	-	-	-	-
Provisional	-	-	-	-	-	-
Total	-	-	-	-	-	-
06005						
Polling	-	-	-	-	-	-
Absentee	-	-	-	-	-	-
Early Vote	-	-	-	-	-	-
Provisional	-	-	-	-	-	-
Total	-	-	-	-	-	-
06006						
Polling	-	-	-	-	-	-
Absentee	-	-	-	-	-	-
Early Vote	-	-	-	-	-	-
Provisional	-	-	-	-	-	-
Total	-	-	-	-	-	-
06007						
Polling	-	-	-	-	-	-
Absentee	-	-	-	-	-	-
Early Vote	-	-	-	-	-	-
Provisional	-	-	-	-	-	-
Total	-	-	-	-	-	-
06009						
Polling	-	-	-	-	-	-
Absentee	-	-	-	-	-	-
Early Vote	-	-	-	-	-	-
Provisional	-	-	-	-	-	-
Total	-	-	-	-	-	-
06100						
Polling	-	-	-	-	-	-
Absentee	-	-	-	-	-	-
Early Vote	-	-	-	-	-	-
Provisional	-	-	-	-	-	-
Total	-	-	-	-	-	-
06200						
Polling	-	-	-	-	-	-
Absentee	-	-	-	-	-	-
Early Vote	-	-	-	-	-	-
Provisional	-	-	-	-	-	-
Total	-	-	-	-	-	-
06400						
Polling	-	-	-	-	-	-
Absentee	-	-	-	-	-	-
Early Vote	-	-	-	-	-	-
Provisional	-	-	-	-	-	-
Total	-	-	-	-	-	-
06600						
Polling	-	-	-	-	-	-
Absentee	-	-	-	-	-	-
Early Vote	-	-	-	-	-	-
Provisional	-	-	-	-	-	-
Total	-	-	-	-	-	-
06701						

RETRIEVED FROM DEMOCRACYDOCKET.COM

Statement of Votes Cast
Shelby County, TN
State and Federal General Election _Municipal Elections
November 6, 2018
SOVC For Jurisdiction Wide, All Counters, All Races
Official Combined Results

	TN HOUSE OF REP DIST 99					
	Reg. Voters	Times Counted	Total Votes	Tom Leatherwood	Dave Cambron	Write-In Votes
Polling	-	-	-	-	-	-
Absentee	-	-	-	-	-	-
Early Vote	-	-	-	-	-	-
Provisional	-	-	-	-	-	-
Total	-	-	-	-	-	-
06703						
Polling	-	-	-	-	-	-
Absentee	-	-	-	-	-	-
Early Vote	-	-	-	-	-	-
Provisional	-	-	-	-	-	-
Total	-	-	-	-	-	-
06801						
Polling	-	-	-	-	-	-
Absentee	-	-	-	-	-	-
Early Vote	-	-	-	-	-	-
Provisional	-	-	-	-	-	-
Total	-	-	-	-	-	-
06803						
Polling	-	-	-	-	-	-
Absentee	-	-	-	-	-	-
Early Vote	-	-	-	-	-	-
Provisional	-	-	-	-	-	-
Total	-	-	-	-	-	-
06902						
Polling	-	-	-	-	-	-
Absentee	-	-	-	-	-	-
Early Vote	-	-	-	-	-	-
Provisional	-	-	-	-	-	-
Total	-	-	-	-	-	-
07001						
Polling	-	-	-	-	-	-
Absentee	-	-	-	-	-	-
Early Vote	-	-	-	-	-	-
Provisional	-	-	-	-	-	-
Total	-	-	-	-	-	-
07002						
Polling	-	-	-	-	-	-
Absentee	-	-	-	-	-	-
Early Vote	-	-	-	-	-	-
Provisional	-	-	-	-	-	-
Total	-	-	-	-	-	-
07104						
Polling	-	-	-	-	-	-
Absentee	-	-	-	-	-	-
Early Vote	-	-	-	-	-	-
Provisional	-	-	-	-	-	-
Total	-	-	-	-	-	-
07203						
Polling	-	-	-	-	-	-
Absentee	-	-	-	-	-	-
Early Vote	-	-	-	-	-	-
Provisional	-	-	-	-	-	-
Total	-	-	-	-	-	-
07207						
Polling	-	-	-	-	-	-
Absentee	-	-	-	-	-	-
Early Vote	-	-	-	-	-	-
Provisional	-	-	-	-	-	-

RETRIEVED FROM DEMOCRACYDOCKET.COM

Statement of Votes Cast
Shelby County, TN
State and Federal General Election _Municipal Elections
November 6, 2018
SOVC For Jurisdiction Wide, All Counters, All Races
Official Combined Results

	TN HOUSE OF REP DIST 99					
	Reg. Voters	Times Counted	Total Votes	Tom Leatherwood	Dave Cambron	Write-In Votes
Total	-	-	-	-	-	-
07301						
Polling	-	-	-	-	-	-
Absentee	-	-	-	-	-	-
Early Vote	-	-	-	-	-	-
Provisional	-	-	-	-	-	-
Total	-	-	-	-	-	-
07303						
Polling	-	-	-	-	-	-
Absentee	-	-	-	-	-	-
Early Vote	-	-	-	-	-	-
Provisional	-	-	-	-	-	-
Total	-	-	-	-	-	-
07401						
Polling	-	-	-	-	-	-
Absentee	-	-	-	-	-	-
Early Vote	-	-	-	-	-	-
Provisional	-	-	-	-	-	-
Total	-	-	-	-	-	-
07402						
Polling	-	-	-	-	-	-
Absentee	-	-	-	-	-	-
Early Vote	-	-	-	-	-	-
Provisional	-	-	-	-	-	-
Total	-	-	-	-	-	-
07405						
Polling	-	-	-	-	-	-
Absentee	-	-	-	-	-	-
Early Vote	-	-	-	-	-	-
Provisional	-	-	-	-	-	-
Total	-	-	-	-	-	-
07409						
Polling	-	-	-	-	-	-
Absentee	-	-	-	-	-	-
Early Vote	-	-	-	-	-	-
Provisional	-	-	-	-	-	-
Total	-	-	-	-	-	-
07501						
Polling	-	-	-	-	-	-
Absentee	-	-	-	-	-	-
Early Vote	-	-	-	-	-	-
Provisional	-	-	-	-	-	-
Total	-	-	-	-	-	-
07506						
Polling	-	-	-	-	-	-
Absentee	-	-	-	-	-	-
Early Vote	-	-	-	-	-	-
Provisional	-	-	-	-	-	-
Total	-	-	-	-	-	-
07507						
Polling	-	-	-	-	-	-
Absentee	-	-	-	-	-	-
Early Vote	-	-	-	-	-	-
Provisional	-	-	-	-	-	-
Total	-	-	-	-	-	-
07511						
Polling	-	-	-	-	-	-
Absentee	-	-	-	-	-	-

RETRIEVED FROM DEMOCRACYDOCKET.COM

Statement of Votes Cast
Shelby County, TN
State and Federal General Election _Municipal Elections
November 6, 2018
SOVC For Jurisdiction Wide, All Counters, All Races
Official Combined Results

	TN HOUSE OF REP DIST 99					
	Reg. Voters	Times Counted	Total Votes	Tom Leatherwood	Dave Cambron	Write-In Votes
Early Vote	-	-	-	-	-	-
Provisional	-	-	-	-	-	-
Total	-	-	-	-	-	-
07604						
Polling	-	-	-	-	-	-
Absentee	-	-	-	-	-	-
Early Vote	-	-	-	-	-	-
Provisional	-	-	-	-	-	-
Total	-	-	-	-	-	-
07605						
Polling	-	-	-	-	-	-
Absentee	-	-	-	-	-	-
Early Vote	-	-	-	-	-	-
Provisional	-	-	-	-	-	-
Total	-	-	-	-	-	-
07606						
Polling	-	-	-	-	-	-
Absentee	-	-	-	-	-	-
Early Vote	-	-	-	-	-	-
Provisional	-	-	-	-	-	-
Total	-	-	-	-	-	-
07701						
Polling	-	-	-	-	-	-
Absentee	-	-	-	-	-	-
Early Vote	-	-	-	-	-	-
Provisional	-	-	-	-	-	-
Total	-	-	-	-	-	-
07703						
Polling	-	-	-	-	-	-
Absentee	-	-	-	-	-	-
Early Vote	-	-	-	-	-	-
Provisional	-	-	-	-	-	-
Total	-	-	-	-	-	-
07803						
Polling	-	-	-	-	-	-
Absentee	-	-	-	-	-	-
Early Vote	-	-	-	-	-	-
Provisional	-	-	-	-	-	-
Total	-	-	-	-	-	-
07901						
Polling	-	-	-	-	-	-
Absentee	-	-	-	-	-	-
Early Vote	-	-	-	-	-	-
Provisional	-	-	-	-	-	-
Total	-	-	-	-	-	-
07902						
Polling	-	-	-	-	-	-
Absentee	-	-	-	-	-	-
Early Vote	-	-	-	-	-	-
Provisional	-	-	-	-	-	-
Total	-	-	-	-	-	-
07903						
Polling	-	-	-	-	-	-
Absentee	-	-	-	-	-	-
Early Vote	-	-	-	-	-	-
Provisional	-	-	-	-	-	-
Total	-	-	-	-	-	-
07907						

RETRIEVED FROM DEMOCRACYDOCKET.COM

Statement of Votes Cast
Shelby County, TN
State and Federal General Election _Municipal Elections
November 6, 2018
SOVC For Jurisdiction Wide, All Counters, All Races
Official Combined Results

	TN HOUSE OF REP DIST 99					
	Reg. Voters	Times Counted	Total Votes	Tom Leatherwood	Dave Cambron	Write-In Votes
Polling	-	-	-	-	-	-
Absentee	-	-	-	-	-	-
Early Vote	-	-	-	-	-	-
Provisional	-	-	-	-	-	-
Total	-	-	-	-	-	-
08002						
Polling	-	-	-	-	-	-
Absentee	-	-	-	-	-	-
Early Vote	-	-	-	-	-	-
Provisional	-	-	-	-	-	-
Total	-	-	-	-	-	-
08101						
Polling	-	-	-	-	-	-
Absentee	-	-	-	-	-	-
Early Vote	-	-	-	-	-	-
Provisional	-	-	-	-	-	-
Total	-	-	-	-	-	-
08103						
Polling	-	-	-	-	-	-
Absentee	-	-	-	-	-	-
Early Vote	-	-	-	-	-	-
Provisional	-	-	-	-	-	-
Total	-	-	-	-	-	-
08105						
Polling	-	-	-	-	-	-
Absentee	-	-	-	-	-	-
Early Vote	-	-	-	-	-	-
Provisional	-	-	-	-	-	-
Total	-	-	-	-	-	-
08107						
Polling	-	-	-	-	-	-
Absentee	-	-	-	-	-	-
Early Vote	-	-	-	-	-	-
Provisional	-	-	-	-	-	-
Total	-	-	-	-	-	-
08202						
Polling	-	-	-	-	-	-
Absentee	-	-	-	-	-	-
Early Vote	-	-	-	-	-	-
Provisional	-	-	-	-	-	-
Total	-	-	-	-	-	-
08300						
Polling	-	-	-	-	-	-
Absentee	-	-	-	-	-	-
Early Vote	-	-	-	-	-	-
Provisional	-	-	-	-	-	-
Total	-	-	-	-	-	-
08402						
Polling	-	-	-	-	-	-
Absentee	-	-	-	-	-	-
Early Vote	-	-	-	-	-	-
Provisional	-	-	-	-	-	-
Total	-	-	-	-	-	-
08600						
Polling	-	-	-	-	-	-
Absentee	-	-	-	-	-	-
Early Vote	-	-	-	-	-	-
Provisional	-	-	-	-	-	-

RETRIEVED FROM DEMOCRACYDOCKET.COM

Statement of Votes Cast
Shelby County, TN
State and Federal General Election _Municipal Elections
November 6, 2018
SOVC For Jurisdiction Wide, All Counters, All Races
Official Combined Results

	TN HOUSE OF REP DIST 99					
	Reg. Voters	Times Counted	Total Votes	Tom Leatherwood	Dave Cambron	Write-In Votes
Total	-	-	-	-	-	-
08702						
Polling	-	-	-	-	-	-
Absentee	-	-	-	-	-	-
Early Vote	-	-	-	-	-	-
Provisional	-	-	-	-	-	-
Total	-	-	-	-	-	-
08703						
Polling	-	-	-	-	-	-
Absentee	-	-	-	-	-	-
Early Vote	-	-	-	-	-	-
Provisional	-	-	-	-	-	-
Total	-	-	-	-	-	-
08704						
Polling	-	-	-	-	-	-
Absentee	-	-	-	-	-	-
Early Vote	-	-	-	-	-	-
Provisional	-	-	-	-	-	-
Total	-	-	-	-	-	-
08802						
Polling	-	-	-	-	-	-
Absentee	-	-	-	-	-	-
Early Vote	-	-	-	-	-	-
Provisional	-	-	-	-	-	-
Total	-	-	-	-	-	-
08803						
Polling	-	-	-	-	-	-
Absentee	-	-	-	-	-	-
Early Vote	-	-	-	-	-	-
Provisional	-	-	-	-	-	-
Total	-	-	-	-	-	-
08804						
Polling	-	-	-	-	-	-
Absentee	-	-	-	-	-	-
Early Vote	-	-	-	-	-	-
Provisional	-	-	-	-	-	-
Total	-	-	-	-	-	-
08901						
Polling	-	-	-	-	-	-
Absentee	-	-	-	-	-	-
Early Vote	-	-	-	-	-	-
Provisional	-	-	-	-	-	-
Total	-	-	-	-	-	-
08902						
Polling	-	-	-	-	-	-
Absentee	-	-	-	-	-	-
Early Vote	-	-	-	-	-	-
Provisional	-	-	-	-	-	-
Total	-	-	-	-	-	-
09002						
Polling	-	-	-	-	-	-
Absentee	-	-	-	-	-	-
Early Vote	-	-	-	-	-	-
Provisional	-	-	-	-	-	-
Total	-	-	-	-	-	-
09003						
Polling	-	-	-	-	-	-
Absentee	-	-	-	-	-	-

RETRIEVED FROM DEMOCRACYDOCKET.COM

Statement of Votes Cast
Shelby County, TN
State and Federal General Election _Municipal Elections
November 6, 2018
SOVC For Jurisdiction Wide, All Counters, All Races
Official Combined Results

	TN HOUSE OF REP DIST 99					
	Reg. Voters	Times Counted	Total Votes	Tom Leatherwood	Dave Cambron	Write-In Votes
Early Vote	-	-	-	-	-	-
Provisional	-	-	-	-	-	-
Total	-	-	-	-	-	-
09101						
Polling	-	-	-	-	-	-
Absentee	-	-	-	-	-	-
Early Vote	-	-	-	-	-	-
Provisional	-	-	-	-	-	-
Total	-	-	-	-	-	-
09102						
Polling	-	-	-	-	-	-
Absentee	-	-	-	-	-	-
Early Vote	-	-	-	-	-	-
Provisional	-	-	-	-	-	-
Total	-	-	-	-	-	-
09104						
Polling	-	-	-	-	-	-
Absentee	-	-	-	-	-	-
Early Vote	-	-	-	-	-	-
Provisional	-	-	-	-	-	-
Total	-	-	-	-	-	-
09201						
Polling	-	-	-	-	-	-
Absentee	-	-	-	-	-	-
Early Vote	-	-	-	-	-	-
Provisional	-	-	-	-	-	-
Total	-	-	-	-	-	-
09301						
Polling	-	-	-	-	-	-
Absentee	-	-	-	-	-	-
Early Vote	-	-	-	-	-	-
Provisional	-	-	-	-	-	-
Total	-	-	-	-	-	-
09303						
Polling	-	-	-	-	-	-
Absentee	-	-	-	-	-	-
Early Vote	-	-	-	-	-	-
Provisional	-	-	-	-	-	-
Total	-	-	-	-	-	-
09403						
Polling	-	-	-	-	-	-
Absentee	-	-	-	-	-	-
Early Vote	-	-	-	-	-	-
Provisional	-	-	-	-	-	-
Total	-	-	-	-	-	-
09406						
Polling	-	-	-	-	-	-
Absentee	-	-	-	-	-	-
Early Vote	-	-	-	-	-	-
Provisional	-	-	-	-	-	-
Total	-	-	-	-	-	-
09407						
Polling	-	-	-	-	-	-
Absentee	-	-	-	-	-	-
Early Vote	-	-	-	-	-	-
Provisional	-	-	-	-	-	-
Total	-	-	-	-	-	-
09408						

RETRIEVED FROM DEMOCRACYDOCKET.COM

Statement of Votes Cast
Shelby County, TN
State and Federal General Election _Municipal Elections
November 6, 2018
SOVC For Jurisdiction Wide, All Counters, All Races
Official Combined Results

TN HOUSE OF REP DIST 99

	Reg. Voters	Times Counted	Total Votes	Tom Leatherwood		Dave Cambron		Write-In Votes	
Polling	-	-	-	-	-	-	-	-	-
Absentee	-	-	-	-	-	-	-	-	-
Early Vote	-	-	-	-	-	-	-	-	-
Provisional	-	-	-	-	-	-	-	-	-
Total	-	-	-	-	-	-	-	-	-
09501									
Polling	-	-	-	-	-	-	-	-	-
Absentee	-	-	-	-	-	-	-	-	-
Early Vote	-	-	-	-	-	-	-	-	-
Provisional	-	-	-	-	-	-	-	-	-
Total	-	-	-	-	-	-	-	-	-
09505									
Polling	-	-	-	-	-	-	-	-	-
Absentee	-	-	-	-	-	-	-	-	-
Early Vote	-	-	-	-	-	-	-	-	-
Provisional	-	-	-	-	-	-	-	-	-
Total	-	-	-	-	-	-	-	-	-
09506									
Polling	-	-	-	-	-	-	-	-	-
Absentee	-	-	-	-	-	-	-	-	-
Early Vote	-	-	-	-	-	-	-	-	-
Provisional	-	-	-	-	-	-	-	-	-
Total	-	-	-	-	-	-	-	-	-
09507									
Polling	-	-	-	-	-	-	-	-	-
Absentee	-	-	-	-	-	-	-	-	-
Early Vote	-	-	-	-	-	-	-	-	-
Provisional	-	-	-	-	-	-	-	-	-
Total	-	-	-	-	-	-	-	-	-
09508									
Polling	-	-	-	-	-	-	-	-	-
Absentee	-	-	-	-	-	-	-	-	-
Early Vote	-	-	-	-	-	-	-	-	-
Provisional	-	-	-	-	-	-	-	-	-
Total	-	-	-	-	-	-	-	-	-
09601									
Polling	-	-	-	-	-	-	-	-	-
Absentee	-	-	-	-	-	-	-	-	-
Early Vote	-	-	-	-	-	-	-	-	-
Provisional	-	-	-	-	-	-	-	-	-
Total	-	-	-	-	-	-	-	-	-
09602									
Polling	-	-	-	-	-	-	-	-	-
Absentee	-	-	-	-	-	-	-	-	-
Early Vote	-	-	-	-	-	-	-	-	-
Provisional	-	-	-	-	-	-	-	-	-
Total	-	-	-	-	-	-	-	-	-
ARL01									
Polling	5773	1153	1123	865	77.03%	258	22.97%	0	0.00%
Absentee	5773	26	25	13	52.00%	12	48.00%	0	0.00%
Early Vote	5773	2318	2254	1649	73.16%	601	26.66%	4	0.18%
Provisional	5773	11	11	5	45.45%	6	54.55%	0	0.00%
Total	5773	3508	3413	2532	74.19%	877	25.70%	4	0.12%
ARL02									
Polling	2968	540	521	400	76.78%	121	23.22%	0	0.00%
Absentee	2968	14	14	8	57.14%	6	42.86%	0	0.00%
Early Vote	2968	1055	1028	727	70.72%	301	29.28%	0	0.00%
Provisional	2968	5	5	4	80.00%	1	20.00%	0	0.00%

RETRIEVED FROM DEMOCRACYDOCKET.COM

Statement of Votes Cast
Shelby County, TN
State and Federal General Election _Municipal Elections
November 6, 2018
SOVC For Jurisdiction Wide, All Counters, All Races
Official Combined Results

TN HOUSE OF REP DIST 99

	Reg. Voters	Times Counted	Total Votes	Tom Leatherwood		Dave Cambron		Write-In Votes	
Total	2968	1614	1568	1139	72.64%	429	27.36%	0	0.00%
BAR03									
Polling	-	-	-	-	-	-	-	-	-
Absentee	-	-	-	-	-	-	-	-	-
Early Vote	-	-	-	-	-	-	-	-	-
Provisional	-	-	-	-	-	-	-	-	-
Total	-	-	-	-	-	-	-	-	-
BAR04									
Polling	4846	715	677	397	58.64%	280	41.36%	0	0.00%
Absentee	4846	26	26	19	73.08%	7	26.92%	0	0.00%
Early Vote	4846	1976	1917	1190	62.08%	727	37.92%	0	0.00%
Provisional	4846	8	8	4	50.00%	4	50.00%	0	0.00%
Total	4846	2725	2628	1610	61.26%	1018	38.74%	0	0.00%
BAR05									
Polling	4505	1010	975	695	71.28%	279	28.62%	1	0.10%
Absentee	4505	39	37	19	51.35%	18	48.65%	0	0.00%
Early Vote	4505	1563	1504	1015	67.49%	489	32.51%	0	0.00%
Provisional	4505	9	8	3	37.50%	5	62.50%	0	0.00%
Total	4505	2621	2524	1732	68.62%	791	31.34%	1	0.04%
BAR06									
Polling	-	-	-	-	-	-	-	-	-
Absentee	-	-	-	-	-	-	-	-	-
Early Vote	-	-	-	-	-	-	-	-	-
Provisional	-	-	-	-	-	-	-	-	-
Total	-	-	-	-	-	-	-	-	-
BAR08									
Polling	-	-	-	-	-	-	-	-	-
Absentee	-	-	-	-	-	-	-	-	-
Early Vote	-	-	-	-	-	-	-	-	-
Provisional	-	-	-	-	-	-	-	-	-
Total	-	-	-	-	-	-	-	-	-
BAR09									
Polling	-	-	-	-	-	-	-	-	-
Absentee	-	-	-	-	-	-	-	-	-
Early Vote	-	-	-	-	-	-	-	-	-
Provisional	-	-	-	-	-	-	-	-	-
Total	-	-	-	-	-	-	-	-	-
BAR11									
Polling	2934	632	608	486	79.93%	122	20.07%	0	0.00%
Absentee	2934	63	61	45	73.77%	15	24.59%	1	1.64%
Early Vote	2934	1135	1099	889	80.89%	209	19.02%	1	0.09%
Provisional	2934	4	4	1	25.00%	3	75.00%	0	0.00%
Total	2934	1834	1772	1421	80.19%	349	19.70%	2	0.11%
BAR13									
Polling	-	-	-	-	-	-	-	-	-
Absentee	-	-	-	-	-	-	-	-	-
Early Vote	-	-	-	-	-	-	-	-	-
Provisional	-	-	-	-	-	-	-	-	-
Total	-	-	-	-	-	-	-	-	-
BRU01									
Polling	2559	477	456	329	72.15%	127	27.85%	0	0.00%
Absentee	2559	22	22	12	54.55%	10	45.45%	0	0.00%
Early Vote	2559	1155	1105	816	73.85%	288	26.06%	1	0.09%
Provisional	2559	9	9	7	77.78%	2	22.22%	0	0.00%
Total	2559	1663	1592	1164	73.12%	427	26.82%	1	0.06%
BRU02									
Polling	4845	978	951	535	56.26%	416	43.74%	0	0.00%
Absentee	4845	22	21	10	47.62%	11	52.38%	0	0.00%

RETRIEVED FROM DEMOCRACYDOCKET.COM

Statement of Votes Cast
Shelby County, TN
State and Federal General Election _Municipal Elections
November 6, 2018
SOVC For Jurisdiction Wide, All Counters, All Races
Official Combined Results

TN HOUSE OF REP DIST 99

	Reg. Voters	Times Counted	Total Votes	Tom Leatherwood		Dave Cambron		Write-In Votes	
Early Vote	4845	1891	1836	996	54.25%	839	45.70%	1	0.05%
Provisional	4845	11	10	4	40.00%	6	60.00%	0	0.00%
Total	4845	2902	2818	1545	54.83%	1272	45.14%	1	0.04%
COL01									
Polling	-	-	-	-	-	-	-	-	-
Absentee	-	-	-	-	-	-	-	-	-
Early Vote	-	-	-	-	-	-	-	-	-
Provisional	-	-	-	-	-	-	-	-	-
Total	-	-	-	-	-	-	-	-	-
COL02									
Polling	-	-	-	-	-	-	-	-	-
Absentee	-	-	-	-	-	-	-	-	-
Early Vote	-	-	-	-	-	-	-	-	-
Provisional	-	-	-	-	-	-	-	-	-
Total	-	-	-	-	-	-	-	-	-
COL03									
Polling	-	-	-	-	-	-	-	-	-
Absentee	-	-	-	-	-	-	-	-	-
Early Vote	-	-	-	-	-	-	-	-	-
Provisional	-	-	-	-	-	-	-	-	-
Total	-	-	-	-	-	-	-	-	-
COL04									
Polling	-	-	-	-	-	-	-	-	-
Absentee	-	-	-	-	-	-	-	-	-
Early Vote	-	-	-	-	-	-	-	-	-
Provisional	-	-	-	-	-	-	-	-	-
Total	-	-	-	-	-	-	-	-	-
COL05									
Polling	-	-	-	-	-	-	-	-	-
Absentee	-	-	-	-	-	-	-	-	-
Early Vote	-	-	-	-	-	-	-	-	-
Provisional	-	-	-	-	-	-	-	-	-
Total	-	-	-	-	-	-	-	-	-
COL06									
Polling	-	-	-	-	-	-	-	-	-
Absentee	-	-	-	-	-	-	-	-	-
Early Vote	-	-	-	-	-	-	-	-	-
Provisional	-	-	-	-	-	-	-	-	-
Total	-	-	-	-	-	-	-	-	-
COL07									
Polling	-	-	-	-	-	-	-	-	-
Absentee	-	-	-	-	-	-	-	-	-
Early Vote	-	-	-	-	-	-	-	-	-
Provisional	-	-	-	-	-	-	-	-	-
Total	-	-	-	-	-	-	-	-	-
COL08									
Polling	-	-	-	-	-	-	-	-	-
Absentee	-	-	-	-	-	-	-	-	-
Early Vote	-	-	-	-	-	-	-	-	-
Provisional	-	-	-	-	-	-	-	-	-
Total	-	-	-	-	-	-	-	-	-
COL09									
Polling	-	-	-	-	-	-	-	-	-
Absentee	-	-	-	-	-	-	-	-	-
Early Vote	-	-	-	-	-	-	-	-	-
Provisional	-	-	-	-	-	-	-	-	-
Total	-	-	-	-	-	-	-	-	-
COR03									

RETRIEVED FROM DEMOCRACYDOCKET.COM

Statement of Votes Cast
Shelby County, TN
State and Federal General Election _Municipal Elections
November 6, 2018
SOVC For Jurisdiction Wide, All Counters, All Races
Official Combined Results

	TN HOUSE OF REP DIST 99					
	Reg. Voters	Times Counted	Total Votes	Tom Leatherwood	Dave Cambron	Write-In Votes
Polling	-	-	-	-	-	-
Absentee	-	-	-	-	-	-
Early Vote	-	-	-	-	-	-
Provisional	-	-	-	-	-	-
Total	-	-	-	-	-	-
COR04						
Polling	-	-	-	-	-	-
Absentee	-	-	-	-	-	-
Early Vote	-	-	-	-	-	-
Provisional	-	-	-	-	-	-
Total	-	-	-	-	-	-
COR05						
Polling	-	-	-	-	-	-
Absentee	-	-	-	-	-	-
Early Vote	-	-	-	-	-	-
Provisional	-	-	-	-	-	-
Total	-	-	-	-	-	-
EAD00						
Polling	-	-	-	-	-	-
Absentee	-	-	-	-	-	-
Early Vote	-	-	-	-	-	-
Provisional	-	-	-	-	-	-
Total	-	-	-	-	-	-
FOR01						
Polling	-	-	-	-	-	-
Absentee	-	-	-	-	-	-
Early Vote	-	-	-	-	-	-
Provisional	-	-	-	-	-	-
Total	-	-	-	-	-	-
FOR02						
Polling	-	-	-	-	-	-
Absentee	-	-	-	-	-	-
Early Vote	-	-	-	-	-	-
Provisional	-	-	-	-	-	-
Total	-	-	-	-	-	-
FOR03						
Polling	-	-	-	-	-	-
Absentee	-	-	-	-	-	-
Early Vote	-	-	-	-	-	-
Provisional	-	-	-	-	-	-
Total	-	-	-	-	-	-
GER02						
Polling	-	-	-	-	-	-
Absentee	-	-	-	-	-	-
Early Vote	-	-	-	-	-	-
Provisional	-	-	-	-	-	-
Total	-	-	-	-	-	-
GER03						
Polling	-	-	-	-	-	-
Absentee	-	-	-	-	-	-
Early Vote	-	-	-	-	-	-
Provisional	-	-	-	-	-	-
Total	-	-	-	-	-	-
GER04						
Polling	-	-	-	-	-	-
Absentee	-	-	-	-	-	-
Early Vote	-	-	-	-	-	-
Provisional	-	-	-	-	-	-

RETRIEVED FROM DEMOCRACYDOCKET.COM

Statement of Votes Cast
Shelby County, TN
State and Federal General Election _Municipal Elections
November 6, 2018
SOVC For Jurisdiction Wide, All Counters, All Races
Official Combined Results

TN HOUSE OF REP DIST 99

	Reg. Voters	Times Counted	Total Votes	Tom Leatherwood		Dave Cambron		Write-In Votes	
Total	-	-	-	-	-	-	-	-	-
GER05									
Polling	-	-	-	-	-	-	-	-	-
Absentee	-	-	-	-	-	-	-	-	-
Early Vote	-	-	-	-	-	-	-	-	-
Provisional	-	-	-	-	-	-	-	-	-
Total	-	-	-	-	-	-	-	-	-
GER06									
Polling	-	-	-	-	-	-	-	-	-
Absentee	-	-	-	-	-	-	-	-	-
Early Vote	-	-	-	-	-	-	-	-	-
Provisional	-	-	-	-	-	-	-	-	-
Total	-	-	-	-	-	-	-	-	-
GER08									
Polling	-	-	-	-	-	-	-	-	-
Absentee	-	-	-	-	-	-	-	-	-
Early Vote	-	-	-	-	-	-	-	-	-
Provisional	-	-	-	-	-	-	-	-	-
Total	-	-	-	-	-	-	-	-	-
GER10									
Polling	-	-	-	-	-	-	-	-	-
Absentee	-	-	-	-	-	-	-	-	-
Early Vote	-	-	-	-	-	-	-	-	-
Provisional	-	-	-	-	-	-	-	-	-
Total	-	-	-	-	-	-	-	-	-
GER11									
Polling	-	-	-	-	-	-	-	-	-
Absentee	-	-	-	-	-	-	-	-	-
Early Vote	-	-	-	-	-	-	-	-	-
Provisional	-	-	-	-	-	-	-	-	-
Total	-	-	-	-	-	-	-	-	-
GER12									
Polling	-	-	-	-	-	-	-	-	-
Absentee	-	-	-	-	-	-	-	-	-
Early Vote	-	-	-	-	-	-	-	-	-
Provisional	-	-	-	-	-	-	-	-	-
Total	-	-	-	-	-	-	-	-	-
LAK01									
Polling	6222	870	836	643	76.91%	193	23.09%	0	0.00%
Absentee	6222	35	34	18	52.94%	16	47.06%	0	0.00%
Early Vote	6222	3167	3046	2462	80.83%	584	19.17%	0	0.00%
Provisional	6222	17	17	11	64.71%	6	35.29%	0	0.00%
Total	6222	4089	3933	3134	79.68%	799	20.32%	0	0.00%
LAK02									
Polling	2654	568	541	370	68.39%	169	31.24%	2	0.37%
Absentee	2654	17	16	13	81.25%	3	18.75%	0	0.00%
Early Vote	2654	846	810	607	74.94%	203	25.06%	0	0.00%
Provisional	2654	2	2	2	100.00%	0	0.00%	0	0.00%
Total	2654	1433	1369	992	72.46%	375	27.39%	2	0.15%
LUC01									
Polling	-	-	-	-	-	-	-	-	-
Absentee	-	-	-	-	-	-	-	-	-
Early Vote	-	-	-	-	-	-	-	-	-
Provisional	-	-	-	-	-	-	-	-	-
Total	-	-	-	-	-	-	-	-	-
LUC03									
Polling	-	-	-	-	-	-	-	-	-
Absentee	-	-	-	-	-	-	-	-	-

RETRIEVED FROM DEMOCRACYDOCKET.COM

Statement of Votes Cast
Shelby County, TN
State and Federal General Election _Municipal Elections
November 6, 2018
SOVC For Jurisdiction Wide, All Counters, All Races
Official Combined Results

	TN HOUSE OF REP DIST 99								
	Reg. Voters	Times Counted	Total Votes	Tom Leatherwood		Dave Cambron		Write-In Votes	
Early Vote	-	-	-	-	-	-	-	-	-
Provisional	-	-	-	-	-	-	-	-	-
Total	-	-	-	-	-	-	-	-	-
MCC00									
Polling	-	-	-	-	-	-	-	-	-
Absentee	-	-	-	-	-	-	-	-	-
Early Vote	-	-	-	-	-	-	-	-	-
Provisional	-	-	-	-	-	-	-	-	-
Total	-	-	-	-	-	-	-	-	-
MIL01									
Polling	62	10	10	5	50.00%	5	50.00%	0	0.00%
Absentee	62	1	1	1	100.00%	0	0.00%	0	0.00%
Early Vote	62	36	35	26	74.29%	9	25.71%	0	0.00%
Provisional	62	0	0	0		0	-	0	-
Total	62	47	46	32	69.57%	14	30.43%	0	0.00%
MIL02									
Polling	5270	640	608	362	59.54%	246	40.46%	0	0.00%
Absentee	5270	38	37	20	54.05%	17	45.95%	0	0.00%
Early Vote	5270	1806	1738	1051	60.47%	685	39.41%	2	0.12%
Provisional	5270	10	10	4	40.00%	6	60.00%	0	0.00%
Total	5270	2494	2393	1437	60.05%	954	39.87%	2	0.08%
MOR01									
Polling	-	-	-	-	-	-	-	-	-
Absentee	-	-	-	-	-	-	-	-	-
Early Vote	-	-	-	-	-	-	-	-	-
Provisional	-	-	-	-	-	-	-	-	-
Total	-	-	-	-	-	-	-	-	-
MOR02									
Polling	-	-	-	-	-	-	-	-	-
Absentee	-	-	-	-	-	-	-	-	-
Early Vote	-	-	-	-	-	-	-	-	-
Provisional	-	-	-	-	-	-	-	-	-
Total	-	-	-	-	-	-	-	-	-
ROS05									
Polling	-	-	-	-	-	-	-	-	-
Absentee	-	-	-	-	-	-	-	-	-
Early Vote	-	-	-	-	-	-	-	-	-
Provisional	-	-	-	-	-	-	-	-	-
Total	-	-	-	-	-	-	-	-	-
ROS13									
Polling	-	-	-	-	-	-	-	-	-
Absentee	-	-	-	-	-	-	-	-	-
Early Vote	-	-	-	-	-	-	-	-	-
Provisional	-	-	-	-	-	-	-	-	-
Total	-	-	-	-	-	-	-	-	-
ROS14									
Polling	-	-	-	-	-	-	-	-	-
Absentee	-	-	-	-	-	-	-	-	-
Early Vote	-	-	-	-	-	-	-	-	-
Provisional	-	-	-	-	-	-	-	-	-
Total	-	-	-	-	-	-	-	-	-
ROS15									
Polling	-	-	-	-	-	-	-	-	-
Absentee	-	-	-	-	-	-	-	-	-
Early Vote	-	-	-	-	-	-	-	-	-
Provisional	-	-	-	-	-	-	-	-	-
Total	-	-	-	-	-	-	-	-	-
ROS16									

RETRIEVED FROM DEMOCRACYDOCKET.COM

Statement of Votes Cast
Shelby County, TN
State and Federal General Election _Municipal Elections
November 6, 2018
SOVC For Jurisdiction Wide, All Counters, All Races
Official Combined Results

	TN HOUSE OF REP DIST 99								
	Reg. Voters	Times Counted	Total Votes	Tom Leatherwood		Dave Cambron		Write-In Votes	
Polling	-	-	-	-	-	-	-	-	-
Absentee	-	-	-	-	-	-	-	-	-
Early Vote	-	-	-	-	-	-	-	-	-
Provisional	-	-	-	-	-	-	-	-	-
Total	-	-	-	-	-	-	-	-	-
STE00									
Polling	4146	771	730	579	79.32%	151	20.68%	0	0.00%
Absentee	4146	24	23	13	56.52%	10	43.48%	0	0.00%
Early Vote	4146	1825	1737	1311	75.47%	425	24.47%	1	0.06%
Provisional	4146	6	5	3	60.00%	2	40.00%	0	0.00%
Total	4146	2626	2495	1906	76.39%	588	23.57%	1	0.04%
Total									
Polling	46784	8364	8036	5666	70.51%	2367	29.45%	3	0.04%
Absentee	46784	327	317	191	60.25%	125	39.43%	1	0.32%
Early Vote	46784	18773	18109	12739	70.35%	5360	29.60%	10	0.06%
Provisional	46784	92	89	48	53.93%	41	46.07%	0	0.00%
Total	46784	27556	26551	18644	70.22%	7893	29.73%	14	0.05%

RETRIEVED FROM DEMOCRACYDOCKET.COM

Statement of Votes Cast
Shelby County, TN
State and Federal General Election _Municipal Elections
November 6, 2018
SOVC For Jurisdiction Wide, All Counters, All Races
Official Combined Results

	BARTLETT MAYOR					
	Reg. Voters	Times Counted	Total Votes	John Lackey	A. Keith McDonald	Write-In Votes
Jurisdiction Wide						
00100						
Polling	-	-	-	-	-	-
Absentee	-	-	-	-	-	-
Early Vote	-	-	-	-	-	-
Provisional	-	-	-	-	-	-
Total	-	-	-	-	-	-
00200						
Polling	-	-	-	-	-	-
Absentee	-	-	-	-	-	-
Early Vote	-	-	-	-	-	-
Provisional	-	-	-	-	-	-
Total	-	-	-	-	-	-
01100						
Polling	-	-	-	-	-	-
Absentee	-	-	-	-	-	-
Early Vote	-	-	-	-	-	-
Provisional	-	-	-	-	-	-
Total	-	-	-	-	-	-
01200						
Polling	-	-	-	-	-	-
Absentee	-	-	-	-	-	-
Early Vote	-	-	-	-	-	-
Provisional	-	-	-	-	-	-
Total	-	-	-	-	-	-
01300						
Polling	-	-	-	-	-	-
Absentee	-	-	-	-	-	-
Early Vote	-	-	-	-	-	-
Provisional	-	-	-	-	-	-
Total	-	-	-	-	-	-
01601						
Polling	-	-	-	-	-	-
Absentee	-	-	-	-	-	-
Early Vote	-	-	-	-	-	-
Provisional	-	-	-	-	-	-
Total	-	-	-	-	-	-
01603						
Polling	-	-	-	-	-	-
Absentee	-	-	-	-	-	-
Early Vote	-	-	-	-	-	-
Provisional	-	-	-	-	-	-
Total	-	-	-	-	-	-
01700						
Polling	-	-	-	-	-	-
Absentee	-	-	-	-	-	-
Early Vote	-	-	-	-	-	-
Provisional	-	-	-	-	-	-
Total	-	-	-	-	-	-
02001						
Polling	-	-	-	-	-	-
Absentee	-	-	-	-	-	-
Early Vote	-	-	-	-	-	-
Provisional	-	-	-	-	-	-
Total	-	-	-	-	-	-
02003						
Polling	-	-	-	-	-	-
Absentee	-	-	-	-	-	-

RETRIEVED FROM DEMOCRACYDOCKET.COM

Statement of Votes Cast
Shelby County, TN
State and Federal General Election _Municipal Elections
November 6, 2018
SOVC For Jurisdiction Wide, All Counters, All Races
Official Combined Results

	BARTLETT MAYOR					
	Reg. Voters	Times Counted	Total Votes	John Lackey	A. Keith McDonald	Write-In Votes
Early Vote	-	-	-	-	-	-
Provisional	-	-	-	-	-	-
Total	-	-	-	-	-	-
02100						
Polling	-	-	-	-	-	-
Absentee	-	-	-	-	-	-
Early Vote	-	-	-	-	-	-
Provisional	-	-	-	-	-	-
Total	-	-	-	-	-	-
02600						
Polling	-	-	-	-	-	-
Absentee	-	-	-	-	-	-
Early Vote	-	-	-	-	-	-
Provisional	-	-	-	-	-	-
Total	-	-	-	-	-	-
02800						
Polling	-	-	-	-	-	-
Absentee	-	-	-	-	-	-
Early Vote	-	-	-	-	-	-
Provisional	-	-	-	-	-	-
Total	-	-	-	-	-	-
03102						
Polling	-	-	-	-	-	-
Absentee	-	-	-	-	-	-
Early Vote	-	-	-	-	-	-
Provisional	-	-	-	-	-	-
Total	-	-	-	-	-	-
03104						
Polling	-	-	-	-	-	-
Absentee	-	-	-	-	-	-
Early Vote	-	-	-	-	-	-
Provisional	-	-	-	-	-	-
Total	-	-	-	-	-	-
03300						
Polling	-	-	-	-	-	-
Absentee	-	-	-	-	-	-
Early Vote	-	-	-	-	-	-
Provisional	-	-	-	-	-	-
Total	-	-	-	-	-	-
03402						
Polling	-	-	-	-	-	-
Absentee	-	-	-	-	-	-
Early Vote	-	-	-	-	-	-
Provisional	-	-	-	-	-	-
Total	-	-	-	-	-	-
03601						
Polling	-	-	-	-	-	-
Absentee	-	-	-	-	-	-
Early Vote	-	-	-	-	-	-
Provisional	-	-	-	-	-	-
Total	-	-	-	-	-	-
03602						
Polling	-	-	-	-	-	-
Absentee	-	-	-	-	-	-
Early Vote	-	-	-	-	-	-
Provisional	-	-	-	-	-	-
Total	-	-	-	-	-	-
03700						

RETRIEVED FROM DEMOCRACYDOCKET.COM

Statement of Votes Cast
Shelby County, TN
State and Federal General Election _Municipal Elections
November 6, 2018
SOVC For Jurisdiction Wide, All Counters, All Races
Official Combined Results

	BARTLETT MAYOR					
	Reg. Voters	Times Counted	Total Votes	John Lackey	A. Keith McDonald	Write-In Votes
Polling	-	-	-	-	-	-
Absentee	-	-	-	-	-	-
Early Vote	-	-	-	-	-	-
Provisional	-	-	-	-	-	-
Total	-	-	-	-	-	-
04103						
Polling	-	-	-	-	-	-
Absentee	-	-	-	-	-	-
Early Vote	-	-	-	-	-	-
Provisional	-	-	-	-	-	-
Total	-	-	-	-	-	-
04201						
Polling	-	-	-	-	-	-
Absentee	-	-	-	-	-	-
Early Vote	-	-	-	-	-	-
Provisional	-	-	-	-	-	-
Total	-	-	-	-	-	-
04401						
Polling	-	-	-	-	-	-
Absentee	-	-	-	-	-	-
Early Vote	-	-	-	-	-	-
Provisional	-	-	-	-	-	-
Total	-	-	-	-	-	-
04405						
Polling	-	-	-	-	-	-
Absentee	-	-	-	-	-	-
Early Vote	-	-	-	-	-	-
Provisional	-	-	-	-	-	-
Total	-	-	-	-	-	-
04502						
Polling	-	-	-	-	-	-
Absentee	-	-	-	-	-	-
Early Vote	-	-	-	-	-	-
Provisional	-	-	-	-	-	-
Total	-	-	-	-	-	-
04504						
Polling	-	-	-	-	-	-
Absentee	-	-	-	-	-	-
Early Vote	-	-	-	-	-	-
Provisional	-	-	-	-	-	-
Total	-	-	-	-	-	-
04602						
Polling	-	-	-	-	-	-
Absentee	-	-	-	-	-	-
Early Vote	-	-	-	-	-	-
Provisional	-	-	-	-	-	-
Total	-	-	-	-	-	-
04700						
Polling	-	-	-	-	-	-
Absentee	-	-	-	-	-	-
Early Vote	-	-	-	-	-	-
Provisional	-	-	-	-	-	-
Total	-	-	-	-	-	-
04900						
Polling	-	-	-	-	-	-
Absentee	-	-	-	-	-	-
Early Vote	-	-	-	-	-	-
Provisional	-	-	-	-	-	-

RETRIEVED FROM DEMOCRACYDOCKET.COM

Statement of Votes Cast
Shelby County, TN
State and Federal General Election _Municipal Elections
November 6, 2018
SOVC For Jurisdiction Wide, All Counters, All Races
Official Combined Results

	BARTLETT MAYOR					
	Reg. Voters	Times Counted	Total Votes	John Lackey	A. Keith McDonald	Write-In Votes
Total	-	-	-	-	-	-
05001						
Polling	-	-	-	-	-	-
Absentee	-	-	-	-	-	-
Early Vote	-	-	-	-	-	-
Provisional	-	-	-	-	-	-
Total	-	-	-	-	-	-
05002						
Polling	-	-	-	-	-	-
Absentee	-	-	-	-	-	-
Early Vote	-	-	-	-	-	-
Provisional	-	-	-	-	-	-
Total	-	-	-	-	-	-
05201						
Polling	-	-	-	-	-	-
Absentee	-	-	-	-	-	-
Early Vote	-	-	-	-	-	-
Provisional	-	-	-	-	-	-
Total	-	-	-	-	-	-
05301						
Polling	-	-	-	-	-	-
Absentee	-	-	-	-	-	-
Early Vote	-	-	-	-	-	-
Provisional	-	-	-	-	-	-
Total	-	-	-	-	-	-
05400						
Polling	-	-	-	-	-	-
Absentee	-	-	-	-	-	-
Early Vote	-	-	-	-	-	-
Provisional	-	-	-	-	-	-
Total	-	-	-	-	-	-
05502						
Polling	-	-	-	-	-	-
Absentee	-	-	-	-	-	-
Early Vote	-	-	-	-	-	-
Provisional	-	-	-	-	-	-
Total	-	-	-	-	-	-
05700						
Polling	-	-	-	-	-	-
Absentee	-	-	-	-	-	-
Early Vote	-	-	-	-	-	-
Provisional	-	-	-	-	-	-
Total	-	-	-	-	-	-
05801						
Polling	-	-	-	-	-	-
Absentee	-	-	-	-	-	-
Early Vote	-	-	-	-	-	-
Provisional	-	-	-	-	-	-
Total	-	-	-	-	-	-
05804						
Polling	-	-	-	-	-	-
Absentee	-	-	-	-	-	-
Early Vote	-	-	-	-	-	-
Provisional	-	-	-	-	-	-
Total	-	-	-	-	-	-
05905						
Polling	-	-	-	-	-	-
Absentee	-	-	-	-	-	-

RETRIEVED FROM DEMOCRACYDOCKET.COM

Statement of Votes Cast
Shelby County, TN
State and Federal General Election _Municipal Elections
November 6, 2018
SOVC For Jurisdiction Wide, All Counters, All Races
Official Combined Results

	BARTLETT MAYOR					
	Reg. Voters	Times Counted	Total Votes	John Lackey	A. Keith McDonald	Write-In Votes
Early Vote	-	-	-	-	-	-
Provisional	-	-	-	-	-	-
Total	-	-	-	-	-	-
06003						
Polling	-	-	-	-	-	-
Absentee	-	-	-	-	-	-
Early Vote	-	-	-	-	-	-
Provisional	-	-	-	-	-	-
Total	-	-	-	-	-	-
06005						
Polling	-	-	-	-	-	-
Absentee	-	-	-	-	-	-
Early Vote	-	-	-	-	-	-
Provisional	-	-	-	-	-	-
Total	-	-	-	-	-	-
06006						
Polling	-	-	-	-	-	-
Absentee	-	-	-	-	-	-
Early Vote	-	-	-	-	-	-
Provisional	-	-	-	-	-	-
Total	-	-	-	-	-	-
06007						
Polling	-	-	-	-	-	-
Absentee	-	-	-	-	-	-
Early Vote	-	-	-	-	-	-
Provisional	-	-	-	-	-	-
Total	-	-	-	-	-	-
06009						
Polling	-	-	-	-	-	-
Absentee	-	-	-	-	-	-
Early Vote	-	-	-	-	-	-
Provisional	-	-	-	-	-	-
Total	-	-	-	-	-	-
06100						
Polling	-	-	-	-	-	-
Absentee	-	-	-	-	-	-
Early Vote	-	-	-	-	-	-
Provisional	-	-	-	-	-	-
Total	-	-	-	-	-	-
06200						
Polling	-	-	-	-	-	-
Absentee	-	-	-	-	-	-
Early Vote	-	-	-	-	-	-
Provisional	-	-	-	-	-	-
Total	-	-	-	-	-	-
06400						
Polling	-	-	-	-	-	-
Absentee	-	-	-	-	-	-
Early Vote	-	-	-	-	-	-
Provisional	-	-	-	-	-	-
Total	-	-	-	-	-	-
06600						
Polling	-	-	-	-	-	-
Absentee	-	-	-	-	-	-
Early Vote	-	-	-	-	-	-
Provisional	-	-	-	-	-	-
Total	-	-	-	-	-	-
06701						

RETRIEVED FROM DEMOCRACYDOCKET.COM

Statement of Votes Cast
Shelby County, TN
State and Federal General Election _Municipal Elections
November 6, 2018
SOVC For Jurisdiction Wide, All Counters, All Races
Official Combined Results

	BARTLETT MAYOR					
	Reg. Voters	Times Counted	Total Votes	John Lackey	A. Keith McDonald	Write-In Votes
Polling	-	-	-	-	-	-
Absentee	-	-	-	-	-	-
Early Vote	-	-	-	-	-	-
Provisional	-	-	-	-	-	-
Total	-	-	-	-	-	-
06703						
Polling	-	-	-	-	-	-
Absentee	-	-	-	-	-	-
Early Vote	-	-	-	-	-	-
Provisional	-	-	-	-	-	-
Total	-	-	-	-	-	-
06801						
Polling	-	-	-	-	-	-
Absentee	-	-	-	-	-	-
Early Vote	-	-	-	-	-	-
Provisional	-	-	-	-	-	-
Total	-	-	-	-	-	-
06803						
Polling	-	-	-	-	-	-
Absentee	-	-	-	-	-	-
Early Vote	-	-	-	-	-	-
Provisional	-	-	-	-	-	-
Total	-	-	-	-	-	-
06902						
Polling	-	-	-	-	-	-
Absentee	-	-	-	-	-	-
Early Vote	-	-	-	-	-	-
Provisional	-	-	-	-	-	-
Total	-	-	-	-	-	-
07001						
Polling	-	-	-	-	-	-
Absentee	-	-	-	-	-	-
Early Vote	-	-	-	-	-	-
Provisional	-	-	-	-	-	-
Total	-	-	-	-	-	-
07002						
Polling	-	-	-	-	-	-
Absentee	-	-	-	-	-	-
Early Vote	-	-	-	-	-	-
Provisional	-	-	-	-	-	-
Total	-	-	-	-	-	-
07104						
Polling	-	-	-	-	-	-
Absentee	-	-	-	-	-	-
Early Vote	-	-	-	-	-	-
Provisional	-	-	-	-	-	-
Total	-	-	-	-	-	-
07203						
Polling	-	-	-	-	-	-
Absentee	-	-	-	-	-	-
Early Vote	-	-	-	-	-	-
Provisional	-	-	-	-	-	-
Total	-	-	-	-	-	-
07207						
Polling	-	-	-	-	-	-
Absentee	-	-	-	-	-	-
Early Vote	-	-	-	-	-	-
Provisional	-	-	-	-	-	-

RETRIEVED FROM DEMOCRACYDOCKET.COM

Statement of Votes Cast
Shelby County, TN
State and Federal General Election _Municipal Elections
November 6, 2018
SOVC For Jurisdiction Wide, All Counters, All Races
Official Combined Results

	BARTLETT MAYOR					
	Reg. Voters	Times Counted	Total Votes	John Lackey	A. Keith McDonald	Write-In Votes
Total	-	-	-	-	-	-
07301						
Polling	-	-	-	-	-	-
Absentee	-	-	-	-	-	-
Early Vote	-	-	-	-	-	-
Provisional	-	-	-	-	-	-
Total	-	-	-	-	-	-
07303						
Polling	-	-	-	-	-	-
Absentee	-	-	-	-	-	-
Early Vote	-	-	-	-	-	-
Provisional	-	-	-	-	-	-
Total	-	-	-	-	-	-
07401						
Polling	-	-	-	-	-	-
Absentee	-	-	-	-	-	-
Early Vote	-	-	-	-	-	-
Provisional	-	-	-	-	-	-
Total	-	-	-	-	-	-
07402						
Polling	-	-	-	-	-	-
Absentee	-	-	-	-	-	-
Early Vote	-	-	-	-	-	-
Provisional	-	-	-	-	-	-
Total	-	-	-	-	-	-
07405						
Polling	-	-	-	-	-	-
Absentee	-	-	-	-	-	-
Early Vote	-	-	-	-	-	-
Provisional	-	-	-	-	-	-
Total	-	-	-	-	-	-
07409						
Polling	-	-	-	-	-	-
Absentee	-	-	-	-	-	-
Early Vote	-	-	-	-	-	-
Provisional	-	-	-	-	-	-
Total	-	-	-	-	-	-
07501						
Polling	-	-	-	-	-	-
Absentee	-	-	-	-	-	-
Early Vote	-	-	-	-	-	-
Provisional	-	-	-	-	-	-
Total	-	-	-	-	-	-
07506						
Polling	-	-	-	-	-	-
Absentee	-	-	-	-	-	-
Early Vote	-	-	-	-	-	-
Provisional	-	-	-	-	-	-
Total	-	-	-	-	-	-
07507						
Polling	-	-	-	-	-	-
Absentee	-	-	-	-	-	-
Early Vote	-	-	-	-	-	-
Provisional	-	-	-	-	-	-
Total	-	-	-	-	-	-
07511						
Polling	-	-	-	-	-	-
Absentee	-	-	-	-	-	-

RETRIEVED FROM DEMOCRACYDOCKET.COM

Statement of Votes Cast
Shelby County, TN
State and Federal General Election _Municipal Elections
November 6, 2018
SOVC For Jurisdiction Wide, All Counters, All Races
Official Combined Results

	BARTLETT MAYOR					
	Reg. Voters	Times Counted	Total Votes	John Lackey	A. Keith McDonald	Write-In Votes
Early Vote	-	-	-	-	-	-
Provisional	-	-	-	-	-	-
Total	-	-	-	-	-	-
07604						
Polling	-	-	-	-	-	-
Absentee	-	-	-	-	-	-
Early Vote	-	-	-	-	-	-
Provisional	-	-	-	-	-	-
Total	-	-	-	-	-	-
07605						
Polling	-	-	-	-	-	-
Absentee	-	-	-	-	-	-
Early Vote	-	-	-	-	-	-
Provisional	-	-	-	-	-	-
Total	-	-	-	-	-	-
07606						
Polling	-	-	-	-	-	-
Absentee	-	-	-	-	-	-
Early Vote	-	-	-	-	-	-
Provisional	-	-	-	-	-	-
Total	-	-	-	-	-	-
07701						
Polling	-	-	-	-	-	-
Absentee	-	-	-	-	-	-
Early Vote	-	-	-	-	-	-
Provisional	-	-	-	-	-	-
Total	-	-	-	-	-	-
07703						
Polling	-	-	-	-	-	-
Absentee	-	-	-	-	-	-
Early Vote	-	-	-	-	-	-
Provisional	-	-	-	-	-	-
Total	-	-	-	-	-	-
07803						
Polling	-	-	-	-	-	-
Absentee	-	-	-	-	-	-
Early Vote	-	-	-	-	-	-
Provisional	-	-	-	-	-	-
Total	-	-	-	-	-	-
07901						
Polling	-	-	-	-	-	-
Absentee	-	-	-	-	-	-
Early Vote	-	-	-	-	-	-
Provisional	-	-	-	-	-	-
Total	-	-	-	-	-	-
07902						
Polling	-	-	-	-	-	-
Absentee	-	-	-	-	-	-
Early Vote	-	-	-	-	-	-
Provisional	-	-	-	-	-	-
Total	-	-	-	-	-	-
07903						
Polling	-	-	-	-	-	-
Absentee	-	-	-	-	-	-
Early Vote	-	-	-	-	-	-
Provisional	-	-	-	-	-	-
Total	-	-	-	-	-	-
07907						

RETRIEVED FROM DEMOCRACYDOCKET.COM

Statement of Votes Cast
Shelby County, TN
State and Federal General Election _Municipal Elections
November 6, 2018
SOVC For Jurisdiction Wide, All Counters, All Races
Official Combined Results

	BARTLETT MAYOR					
	Reg. Voters	Times Counted	Total Votes	John Lackey	A. Keith McDonald	Write-In Votes
Polling	-	-	-	-	-	-
Absentee	-	-	-	-	-	-
Early Vote	-	-	-	-	-	-
Provisional	-	-	-	-	-	-
Total	-	-	-	-	-	-
08002						
Polling	-	-	-	-	-	-
Absentee	-	-	-	-	-	-
Early Vote	-	-	-	-	-	-
Provisional	-	-	-	-	-	-
Total	-	-	-	-	-	-
08101						
Polling	-	-	-	-	-	-
Absentee	-	-	-	-	-	-
Early Vote	-	-	-	-	-	-
Provisional	-	-	-	-	-	-
Total	-	-	-	-	-	-
08103						
Polling	-	-	-	-	-	-
Absentee	-	-	-	-	-	-
Early Vote	-	-	-	-	-	-
Provisional	-	-	-	-	-	-
Total	-	-	-	-	-	-
08105						
Polling	-	-	-	-	-	-
Absentee	-	-	-	-	-	-
Early Vote	-	-	-	-	-	-
Provisional	-	-	-	-	-	-
Total	-	-	-	-	-	-
08107						
Polling	-	-	-	-	-	-
Absentee	-	-	-	-	-	-
Early Vote	-	-	-	-	-	-
Provisional	-	-	-	-	-	-
Total	-	-	-	-	-	-
08202						
Polling	-	-	-	-	-	-
Absentee	-	-	-	-	-	-
Early Vote	-	-	-	-	-	-
Provisional	-	-	-	-	-	-
Total	-	-	-	-	-	-
08300						
Polling	-	-	-	-	-	-
Absentee	-	-	-	-	-	-
Early Vote	-	-	-	-	-	-
Provisional	-	-	-	-	-	-
Total	-	-	-	-	-	-
08402						
Polling	-	-	-	-	-	-
Absentee	-	-	-	-	-	-
Early Vote	-	-	-	-	-	-
Provisional	-	-	-	-	-	-
Total	-	-	-	-	-	-
08600						
Polling	-	-	-	-	-	-
Absentee	-	-	-	-	-	-
Early Vote	-	-	-	-	-	-
Provisional	-	-	-	-	-	-

RETRIEVED FROM DEMOCRACYDOCKET.COM

Statement of Votes Cast
Shelby County, TN
State and Federal General Election _Municipal Elections
November 6, 2018
SOVC For Jurisdiction Wide, All Counters, All Races
Official Combined Results

	BARTLETT MAYOR					
	Reg. Voters	Times Counted	Total Votes	John Lackey	A. Keith McDonald	Write-In Votes
Total	-	-	-	-	-	-
08702						
Polling	-	-	-	-	-	-
Absentee	-	-	-	-	-	-
Early Vote	-	-	-	-	-	-
Provisional	-	-	-	-	-	-
Total	-	-	-	-	-	-
08703						
Polling	-	-	-	-	-	-
Absentee	-	-	-	-	-	-
Early Vote	-	-	-	-	-	-
Provisional	-	-	-	-	-	-
Total	-	-	-	-	-	-
08704						
Polling	1	1	0	0	0	0
Absentee	1	0	0	0	0	0
Early Vote	1	0	0	0	0	0
Provisional	1	0	0	0	0	0
Total	1	1	0	0	0	0
08802						
Polling	-	-	-	-	-	-
Absentee	-	-	-	-	-	-
Early Vote	-	-	-	-	-	-
Provisional	-	-	-	-	-	-
Total	-	-	-	-	-	-
08803						
Polling	-	-	-	-	-	-
Absentee	-	-	-	-	-	-
Early Vote	-	-	-	-	-	-
Provisional	-	-	-	-	-	-
Total	-	-	-	-	-	-
08804						
Polling	-	-	-	-	-	-
Absentee	-	-	-	-	-	-
Early Vote	-	-	-	-	-	-
Provisional	-	-	-	-	-	-
Total	-	-	-	-	-	-
08901						
Polling	-	-	-	-	-	-
Absentee	-	-	-	-	-	-
Early Vote	-	-	-	-	-	-
Provisional	-	-	-	-	-	-
Total	-	-	-	-	-	-
08902						
Polling	-	-	-	-	-	-
Absentee	-	-	-	-	-	-
Early Vote	-	-	-	-	-	-
Provisional	-	-	-	-	-	-
Total	-	-	-	-	-	-
09002						
Polling	-	-	-	-	-	-
Absentee	-	-	-	-	-	-
Early Vote	-	-	-	-	-	-
Provisional	-	-	-	-	-	-
Total	-	-	-	-	-	-
09003						
Polling	-	-	-	-	-	-
Absentee	-	-	-	-	-	-

RETRIEVED FROM DEMOCRACYDOCKET.COM

Statement of Votes Cast
Shelby County, TN
State and Federal General Election _Municipal Elections
November 6, 2018
SOVC For Jurisdiction Wide, All Counters, All Races
Official Combined Results

	BARTLETT MAYOR					
	Reg. Voters	Times Counted	Total Votes	John Lackey	A. Keith McDonald	Write-In Votes
Early Vote	-	-	-	-	-	-
Provisional	-	-	-	-	-	-
Total	-	-	-	-	-	-
09101						
Polling	-	-	-	-	-	-
Absentee	-	-	-	-	-	-
Early Vote	-	-	-	-	-	-
Provisional	-	-	-	-	-	-
Total	-	-	-	-	-	-
09102						
Polling	-	-	-	-	-	-
Absentee	-	-	-	-	-	-
Early Vote	-	-	-	-	-	-
Provisional	-	-	-	-	-	-
Total	-	-	-	-	-	-
09104						
Polling	-	-	-	-	-	-
Absentee	-	-	-	-	-	-
Early Vote	-	-	-	-	-	-
Provisional	-	-	-	-	-	-
Total	-	-	-	-	-	-
09201						
Polling	-	-	-	-	-	-
Absentee	-	-	-	-	-	-
Early Vote	-	-	-	-	-	-
Provisional	-	-	-	-	-	-
Total	-	-	-	-	-	-
09301						
Polling	-	-	-	-	-	-
Absentee	-	-	-	-	-	-
Early Vote	-	-	-	-	-	-
Provisional	-	-	-	-	-	-
Total	-	-	-	-	-	-
09303						
Polling	-	-	-	-	-	-
Absentee	-	-	-	-	-	-
Early Vote	-	-	-	-	-	-
Provisional	-	-	-	-	-	-
Total	-	-	-	-	-	-
09403						
Polling	-	-	-	-	-	-
Absentee	-	-	-	-	-	-
Early Vote	-	-	-	-	-	-
Provisional	-	-	-	-	-	-
Total	-	-	-	-	-	-
09406						
Polling	-	-	-	-	-	-
Absentee	-	-	-	-	-	-
Early Vote	-	-	-	-	-	-
Provisional	-	-	-	-	-	-
Total	-	-	-	-	-	-
09407						
Polling	-	-	-	-	-	-
Absentee	-	-	-	-	-	-
Early Vote	-	-	-	-	-	-
Provisional	-	-	-	-	-	-
Total	-	-	-	-	-	-
09408						

RETRIEVED FROM DEMOCRACYDOCKET.COM

Statement of Votes Cast
Shelby County, TN
State and Federal General Election _Municipal Elections
November 6, 2018
SOVC For Jurisdiction Wide, All Counters, All Races
Official Combined Results

	BARTLETT MAYOR					
	Reg. Voters	Times Counted	Total Votes	John Lackey	A. Keith McDonald	Write-In Votes
Polling	-	-	-	-	-	-
Absentee	-	-	-	-	-	-
Early Vote	-	-	-	-	-	-
Provisional	-	-	-	-	-	-
Total	-	-	-	-	-	-
09501						
Polling	-	-	-	-	-	-
Absentee	-	-	-	-	-	-
Early Vote	-	-	-	-	-	-
Provisional	-	-	-	-	-	-
Total	-	-	-	-	-	-
09505						
Polling	-	-	-	-	-	-
Absentee	-	-	-	-	-	-
Early Vote	-	-	-	-	-	-
Provisional	-	-	-	-	-	-
Total	-	-	-	-	-	-
09506						
Polling	-	-	-	-	-	-
Absentee	-	-	-	-	-	-
Early Vote	-	-	-	-	-	-
Provisional	-	-	-	-	-	-
Total	-	-	-	-	-	-
09507						
Polling	-	-	-	-	-	-
Absentee	-	-	-	-	-	-
Early Vote	-	-	-	-	-	-
Provisional	-	-	-	-	-	-
Total	-	-	-	-	-	-
09508						
Polling	-	-	-	-	-	-
Absentee	-	-	-	-	-	-
Early Vote	-	-	-	-	-	-
Provisional	-	-	-	-	-	-
Total	-	-	-	-	-	-
09601						
Polling	-	-	-	-	-	-
Absentee	-	-	-	-	-	-
Early Vote	-	-	-	-	-	-
Provisional	-	-	-	-	-	-
Total	-	-	-	-	-	-
09602						
Polling	-	-	-	-	-	-
Absentee	-	-	-	-	-	-
Early Vote	-	-	-	-	-	-
Provisional	-	-	-	-	-	-
Total	-	-	-	-	-	-
ARL01						
Polling	-	-	-	-	-	-
Absentee	-	-	-	-	-	-
Early Vote	-	-	-	-	-	-
Provisional	-	-	-	-	-	-
Total	-	-	-	-	-	-
ARL02						
Polling	-	-	-	-	-	-
Absentee	-	-	-	-	-	-
Early Vote	-	-	-	-	-	-
Provisional	-	-	-	-	-	-

RETRIEVED FROM DEMOCRACYDOCKET.COM

Statement of Votes Cast
Shelby County, TN
State and Federal General Election _Municipal Elections
November 6, 2018
SOVC For Jurisdiction Wide, All Counters, All Races
Official Combined Results

	BARTLETT MAYOR								
	Reg. Voters	Times Counted	Total Votes	John Lackey		A. Keith McDonald		Write-In Votes	
Total	-	-	-	-	-	-	-	-	-
BAR03									
Polling	3245	604	577	88	15.25%	485	84.06%	4	0.69%
Absentee	3245	27	23	5	21.74%	17	73.91%	1	4.35%
Early Vote	3245	1372	1308	111	8.49%	1194	91.28%	3	0.23%
Provisional	3245	1	1	1	100.00%	0	0.00%	0	0.00%
Total	3245	2004	1909	205	10.74%	1696	88.84%	8	0.42%
BAR04									
Polling	4846	715	659	117	17.75%	539	81.79%	3	0.46%
Absentee	4846	26	22	3	13.64%	19	86.36%	0	0.00%
Early Vote	4846	1976	1831	266	14.53%	1558	85.09%	7	0.38%
Provisional	4846	8	5	2	40.00%	3	60.00%	0	0.00%
Total	4846	2725	2517	388	15.42%	2119	84.19%	10	0.40%
BAR05									
Polling	4505	1010	940	177	18.83%	761	80.96%	2	0.21%
Absentee	4505	39	37	7	18.92%	30	81.08%	0	0.00%
Early Vote	4505	1563	1458	190	13.03%	1265	86.76%	3	0.21%
Provisional	4505	9	6	1	16.67%	5	83.33%	0	0.00%
Total	4505	2621	2441	375	15.36%	2061	84.43%	5	0.20%
BAR06									
Polling	3558	730	681	144	21.15%	535	78.56%	2	0.29%
Absentee	3558	15	14	1	7.14%	13	92.86%	0	0.00%
Early Vote	3558	1179	1101	135	12.26%	964	87.56%	2	0.18%
Provisional	3558	8	7	2	28.57%	5	71.43%	0	0.00%
Total	3558	1932	1803	282	15.64%	1517	84.14%	4	0.22%
BAR08									
Polling	5451	896	846	131	15.48%	710	83.92%	5	0.59%
Absentee	5451	34	29	4	13.79%	25	86.21%	0	0.00%
Early Vote	5451	2257	2169	258	11.89%	1905	87.83%	6	0.28%
Provisional	5451	8	8	3	37.50%	5	62.50%	0	0.00%
Total	5451	3195	3052	396	12.98%	2645	86.66%	11	0.36%
BAR09									
Polling	4396	820	765	127	16.60%	637	83.27%	1	0.13%
Absentee	4396	90	68	9	13.24%	59	86.76%	0	0.00%
Early Vote	4396	1655	1562	192	12.29%	1366	87.45%	4	0.26%
Provisional	4396	1	1	0	0.00%	1	100.00%	0	0.00%
Total	4396	2566	2396	328	13.69%	2063	86.10%	5	0.21%
BAR11									
Polling	2934	632	596	75	12.58%	517	86.74%	4	0.67%
Absentee	2934	63	49	12	24.49%	37	75.51%	0	0.00%
Early Vote	2934	1135	1085	119	10.97%	962	88.66%	4	0.37%
Provisional	2934	4	4	0	0.00%	4	100.00%	0	0.00%
Total	2934	1834	1734	206	11.88%	1520	87.66%	8	0.46%
BAR13									
Polling	5318	967	892	171	19.17%	719	80.61%	2	0.22%
Absentee	5318	30	28	4	14.29%	24	85.71%	0	0.00%
Early Vote	5318	2029	1872	338	18.06%	1527	81.57%	7	0.37%
Provisional	5318	6	5	2	40.00%	3	60.00%	0	0.00%
Total	5318	3032	2797	515	18.41%	2273	81.27%	9	0.32%
BRU01									
Polling	2559	477	417	95	22.78%	322	77.22%	0	0.00%
Absentee	2559	22	21	5	23.81%	15	71.43%	1	4.76%
Early Vote	2559	1155	1055	135	12.80%	918	87.01%	2	0.19%
Provisional	2559	9	7	4	57.14%	3	42.86%	0	0.00%
Total	2559	1663	1500	239	15.93%	1258	83.87%	3	0.20%
BRU02									
Polling	4781	953	875	205	23.43%	666	76.11%	4	0.46%
Absentee	4781	22	21	4	19.05%	16	76.19%	1	4.76%

RETRIEVED FROM DEMOCRACYDOCKET.COM

Statement of Votes Cast
Shelby County, TN
State and Federal General Election _Municipal Elections
November 6, 2018
SOVC For Jurisdiction Wide, All Counters, All Races
Official Combined Results

	BARTLETT MAYOR								
	Reg. Voters	Times Counted	Total Votes	John Lackey		A. Keith McDonald		Write-In Votes	
Early Vote	4781	1864	1709	317	18.55%	1379	80.69%	13	0.76%
Provisional	4781	11	10	1	10.00%	9	90.00%	0	0.00%
Total	4781	2850	2615	527	20.15%	2070	79.16%	18	0.69%
COL01									
Polling	-	-	-	-	-	-	-	-	-
Absentee	-	-	-	-	-	-	-	-	-
Early Vote	-	-	-	-	-	-	-	-	-
Provisional	-	-	-	-	-	-	-	-	-
Total	-	-	-	-	-	-	-	-	-
COL02									
Polling	-	-	-	-	-	-	-	-	-
Absentee	-	-	-	-	-	-	-	-	-
Early Vote	-	-	-	-	-	-	-	-	-
Provisional	-	-	-	-	-	-	-	-	-
Total	-	-	-	-	-	-	-	-	-
COL03									
Polling	-	-	-	-	-	-	-	-	-
Absentee	-	-	-	-	-	-	-	-	-
Early Vote	-	-	-	-	-	-	-	-	-
Provisional	-	-	-	-	-	-	-	-	-
Total	-	-	-	-	-	-	-	-	-
COL04									
Polling	-	-	-	-	-	-	-	-	-
Absentee	-	-	-	-	-	-	-	-	-
Early Vote	-	-	-	-	-	-	-	-	-
Provisional	-	-	-	-	-	-	-	-	-
Total	-	-	-	-	-	-	-	-	-
COL05									
Polling	-	-	-	-	-	-	-	-	-
Absentee	-	-	-	-	-	-	-	-	-
Early Vote	-	-	-	-	-	-	-	-	-
Provisional	-	-	-	-	-	-	-	-	-
Total	-	-	-	-	-	-	-	-	-
COL06									
Polling	-	-	-	-	-	-	-	-	-
Absentee	-	-	-	-	-	-	-	-	-
Early Vote	-	-	-	-	-	-	-	-	-
Provisional	-	-	-	-	-	-	-	-	-
Total	-	-	-	-	-	-	-	-	-
COL07									
Polling	-	-	-	-	-	-	-	-	-
Absentee	-	-	-	-	-	-	-	-	-
Early Vote	-	-	-	-	-	-	-	-	-
Provisional	-	-	-	-	-	-	-	-	-
Total	-	-	-	-	-	-	-	-	-
COL08									
Polling	-	-	-	-	-	-	-	-	-
Absentee	-	-	-	-	-	-	-	-	-
Early Vote	-	-	-	-	-	-	-	-	-
Provisional	-	-	-	-	-	-	-	-	-
Total	-	-	-	-	-	-	-	-	-
COL09									
Polling	-	-	-	-	-	-	-	-	-
Absentee	-	-	-	-	-	-	-	-	-
Early Vote	-	-	-	-	-	-	-	-	-
Provisional	-	-	-	-	-	-	-	-	-
Total	-	-	-	-	-	-	-	-	-
COR03									

RETRIEVED FROM DEMOCRACYDOCKET.COM

Statement of Votes Cast
Shelby County, TN
State and Federal General Election _Municipal Elections
November 6, 2018
SOVC For Jurisdiction Wide, All Counters, All Races
Official Combined Results

	BARTLETT MAYOR					
	Reg. Voters	Times Counted	Total Votes	John Lackey	A. Keith McDonald	Write-In Votes
Polling	-	-	-	-	-	-
Absentee	-	-	-	-	-	-
Early Vote	-	-	-	-	-	-
Provisional	-	-	-	-	-	-
Total	-	-	-	-	-	-
COR04						
Polling	-	-	-	-	-	-
Absentee	-	-	-	-	-	-
Early Vote	-	-	-	-	-	-
Provisional	-	-	-	-	-	-
Total	-	-	-	-	-	-
COR05						
Polling	-	-	-	-	-	-
Absentee	-	-	-	-	-	-
Early Vote	-	-	-	-	-	-
Provisional	-	-	-	-	-	-
Total	-	-	-	-	-	-
EAD00						
Polling	-	-	-	-	-	-
Absentee	-	-	-	-	-	-
Early Vote	-	-	-	-	-	-
Provisional	-	-	-	-	-	-
Total	-	-	-	-	-	-
FOR01						
Polling	-	-	-	-	-	-
Absentee	-	-	-	-	-	-
Early Vote	-	-	-	-	-	-
Provisional	-	-	-	-	-	-
Total	-	-	-	-	-	-
FOR02						
Polling	-	-	-	-	-	-
Absentee	-	-	-	-	-	-
Early Vote	-	-	-	-	-	-
Provisional	-	-	-	-	-	-
Total	-	-	-	-	-	-
FOR03						
Polling	-	-	-	-	-	-
Absentee	-	-	-	-	-	-
Early Vote	-	-	-	-	-	-
Provisional	-	-	-	-	-	-
Total	-	-	-	-	-	-
GER02						
Polling	-	-	-	-	-	-
Absentee	-	-	-	-	-	-
Early Vote	-	-	-	-	-	-
Provisional	-	-	-	-	-	-
Total	-	-	-	-	-	-
GER03						
Polling	-	-	-	-	-	-
Absentee	-	-	-	-	-	-
Early Vote	-	-	-	-	-	-
Provisional	-	-	-	-	-	-
Total	-	-	-	-	-	-
GER04						
Polling	-	-	-	-	-	-
Absentee	-	-	-	-	-	-
Early Vote	-	-	-	-	-	-
Provisional	-	-	-	-	-	-

RETRIEVED FROM DEMOCRACYDOCKET.COM

Statement of Votes Cast
Shelby County, TN
State and Federal General Election _Municipal Elections
November 6, 2018
SOVC For Jurisdiction Wide, All Counters, All Races
Official Combined Results

	BARTLETT MAYOR					
	Reg. Voters	Times Counted	Total Votes	John Lackey	A. Keith McDonald	Write-In Votes
Total	-	-	-	-	-	-
GER05						
Polling	-	-	-	-	-	-
Absentee	-	-	-	-	-	-
Early Vote	-	-	-	-	-	-
Provisional	-	-	-	-	-	-
Total	-	-	-	-	-	-
GER06						
Polling	-	-	-	-	-	-
Absentee	-	-	-	-	-	-
Early Vote	-	-	-	-	-	-
Provisional	-	-	-	-	-	-
Total	-	-	-	-	-	-
GER08						
Polling	-	-	-	-	-	-
Absentee	-	-	-	-	-	-
Early Vote	-	-	-	-	-	-
Provisional	-	-	-	-	-	-
Total	-	-	-	-	-	-
GER10						
Polling	-	-	-	-	-	-
Absentee	-	-	-	-	-	-
Early Vote	-	-	-	-	-	-
Provisional	-	-	-	-	-	-
Total	-	-	-	-	-	-
GER11						
Polling	-	-	-	-	-	-
Absentee	-	-	-	-	-	-
Early Vote	-	-	-	-	-	-
Provisional	-	-	-	-	-	-
Total	-	-	-	-	-	-
GER12						
Polling	-	-	-	-	-	-
Absentee	-	-	-	-	-	-
Early Vote	-	-	-	-	-	-
Provisional	-	-	-	-	-	-
Total	-	-	-	-	-	-
LAK01						
Polling	-	-	-	-	-	-
Absentee	-	-	-	-	-	-
Early Vote	-	-	-	-	-	-
Provisional	-	-	-	-	-	-
Total	-	-	-	-	-	-
LAK02						
Polling	-	-	-	-	-	-
Absentee	-	-	-	-	-	-
Early Vote	-	-	-	-	-	-
Provisional	-	-	-	-	-	-
Total	-	-	-	-	-	-
LUC01						
Polling	-	-	-	-	-	-
Absentee	-	-	-	-	-	-
Early Vote	-	-	-	-	-	-
Provisional	-	-	-	-	-	-
Total	-	-	-	-	-	-
LUC03						
Polling	-	-	-	-	-	-
Absentee	-	-	-	-	-	-

RETRIEVED FROM DEMOCRACYDOCKET.COM

Statement of Votes Cast
Shelby County, TN
State and Federal General Election _Municipal Elections
November 6, 2018
SOVC For Jurisdiction Wide, All Counters, All Races
Official Combined Results

	BARTLETT MAYOR					
	Reg. Voters	Times Counted	Total Votes	John Lackey	A. Keith McDonald	Write-In Votes
Early Vote	-	-	-	-	-	-
Provisional	-	-	-	-	-	-
Total	-	-	-	-	-	-
MCC00						
Polling	-	-	-	-	-	-
Absentee	-	-	-	-	-	-
Early Vote	-	-	-	-	-	-
Provisional	-	-	-	-	-	-
Total	-	-	-	-	-	-
MIL01						
Polling	-	-	-	-	-	-
Absentee	-	-	-	-	-	-
Early Vote	-	-	-	-	-	-
Provisional	-	-	-	-	-	-
Total	-	-	-	-	-	-
MIL02						
Polling	-	-	-	-	-	-
Absentee	-	-	-	-	-	-
Early Vote	-	-	-	-	-	-
Provisional	-	-	-	-	-	-
Total	-	-	-	-	-	-
MOR01						
Polling	-	-	-	-	-	-
Absentee	-	-	-	-	-	-
Early Vote	-	-	-	-	-	-
Provisional	-	-	-	-	-	-
Total	-	-	-	-	-	-
MOR02						
Polling	-	-	-	-	-	-
Absentee	-	-	-	-	-	-
Early Vote	-	-	-	-	-	-
Provisional	-	-	-	-	-	-
Total	-	-	-	-	-	-
ROS05						
Polling	-	-	-	-	-	-
Absentee	-	-	-	-	-	-
Early Vote	-	-	-	-	-	-
Provisional	-	-	-	-	-	-
Total	-	-	-	-	-	-
ROS13						
Polling	-	-	-	-	-	-
Absentee	-	-	-	-	-	-
Early Vote	-	-	-	-	-	-
Provisional	-	-	-	-	-	-
Total	-	-	-	-	-	-
ROS14						
Polling	-	-	-	-	-	-
Absentee	-	-	-	-	-	-
Early Vote	-	-	-	-	-	-
Provisional	-	-	-	-	-	-
Total	-	-	-	-	-	-
ROS15						
Polling	-	-	-	-	-	-
Absentee	-	-	-	-	-	-
Early Vote	-	-	-	-	-	-
Provisional	-	-	-	-	-	-
Total	-	-	-	-	-	-
ROS16						

RETRIEVED FROM DEMOCRACYDOCKET.COM

Statement of Votes Cast
Shelby County, TN
State and Federal General Election _Municipal Elections
November 6, 2018
SOVC For Jurisdiction Wide, All Counters, All Races
Official Combined Results

	BARTLETT MAYOR								
	Reg. Voters	Times Counted	Total Votes	John Lackey		A. Keith McDonald		Write-In Votes	
Polling	-	-	-	-	-	-	-	-	-
Absentee	-	-	-	-	-	-	-	-	-
Early Vote	-	-	-	-	-	-	-	-	-
Provisional	-	-	-	-	-	-	-	-	-
Total	-	-	-	-	-	-	-	-	-
STE00									
Polling	-	-	-	-	-	-	-	-	-
Absentee	-	-	-	-	-	-	-	-	-
Early Vote	-	-	-	-	-	-	-	-	-
Provisional	-	-	-	-	-	-	-	-	-
Total	-	-	-	-	-	-	-	-	-
Total									
Polling	41594	7805	7248	1330	18.35%	5891	81.28%	27	0.37%
Absentee	41594	368	312	54	17.31%	255	81.73%	3	0.96%
Early Vote	41594	16185	15150	2061	13.60%	13038	86.06%	51	0.34%
Provisional	41594	65	54	16	29.63%	38	70.37%	0	0.00%
Total	41594	24423	22764	3461	15.20%	19222	84.44%	81	0.36%

RETRIEVED FROM DEMOCRACYDOCKET.COM

Statement of Votes Cast
Shelby County, TN
State and Federal General Election _Municipal Elections
November 6, 2018
SOVC For Jurisdiction Wide, All Counters, All Races
Official Combined Results

	BARTLETT ALDERMAN POST 1					
	Reg. Voters	Times Counted	Total Votes	W. C. Pleasant	Write-In Votes	
Jurisdiction Wide						
00100						
Polling	-	-	-	-	-	-
Absentee	-	-	-	-	-	-
Early Vote	-	-	-	-	-	-
Provisional	-	-	-	-	-	-
Total	-	-	-	-	-	-
00200						
Polling	-	-	-	-	-	-
Absentee	-	-	-	-	-	-
Early Vote	-	-	-	-	-	-
Provisional	-	-	-	-	-	-
Total	-	-	-	-	-	-
01100						
Polling	-	-	-	-	-	-
Absentee	-	-	-	-	-	-
Early Vote	-	-	-	-	-	-
Provisional	-	-	-	-	-	-
Total	-	-	-	-	-	-
01200						
Polling	-	-	-	-	-	-
Absentee	-	-	-	-	-	-
Early Vote	-	-	-	-	-	-
Provisional	-	-	-	-	-	-
Total	-	-	-	-	-	-
01300						
Polling	-	-	-	-	-	-
Absentee	-	-	-	-	-	-
Early Vote	-	-	-	-	-	-
Provisional	-	-	-	-	-	-
Total	-	-	-	-	-	-
01601						
Polling	-	-	-	-	-	-
Absentee	-	-	-	-	-	-
Early Vote	-	-	-	-	-	-
Provisional	-	-	-	-	-	-
Total	-	-	-	-	-	-
01603						
Polling	-	-	-	-	-	-
Absentee	-	-	-	-	-	-
Early Vote	-	-	-	-	-	-
Provisional	-	-	-	-	-	-
Total	-	-	-	-	-	-
01700						
Polling	-	-	-	-	-	-
Absentee	-	-	-	-	-	-
Early Vote	-	-	-	-	-	-
Provisional	-	-	-	-	-	-
Total	-	-	-	-	-	-
02001						
Polling	-	-	-	-	-	-
Absentee	-	-	-	-	-	-
Early Vote	-	-	-	-	-	-
Provisional	-	-	-	-	-	-
Total	-	-	-	-	-	-
02003						
Polling	-	-	-	-	-	-
Absentee	-	-	-	-	-	-

RETRIEVED FROM DEMOCRACYDOCKET.COM

Statement of Votes Cast
Shelby County, TN
State and Federal General Election _Municipal Elections
November 6, 2018
SOVC For Jurisdiction Wide, All Counters, All Races
Official Combined Results

	BARTLETT ALDERMAN POST 1					
	Reg. Voters	Times Counted	Total Votes	W. C. Pleasant	Write-In Votes	
Early Vote	-	-	-	-	-	-
Provisional	-	-	-	-	-	-
Total	-	-	-	-	-	-
02100						
Polling	-	-	-	-	-	-
Absentee	-	-	-	-	-	-
Early Vote	-	-	-	-	-	-
Provisional	-	-	-	-	-	-
Total	-	-	-	-	-	-
02600						
Polling	-	-	-	-	-	-
Absentee	-	-	-	-	-	-
Early Vote	-	-	-	-	-	-
Provisional	-	-	-	-	-	-
Total	-	-	-	-	-	-
02800						
Polling	-	-	-	-	-	-
Absentee	-	-	-	-	-	-
Early Vote	-	-	-	-	-	-
Provisional	-	-	-	-	-	-
Total	-	-	-	-	-	-
03102						
Polling	-	-	-	-	-	-
Absentee	-	-	-	-	-	-
Early Vote	-	-	-	-	-	-
Provisional	-	-	-	-	-	-
Total	-	-	-	-	-	-
03104						
Polling	-	-	-	-	-	-
Absentee	-	-	-	-	-	-
Early Vote	-	-	-	-	-	-
Provisional	-	-	-	-	-	-
Total	-	-	-	-	-	-
03300						
Polling	-	-	-	-	-	-
Absentee	-	-	-	-	-	-
Early Vote	-	-	-	-	-	-
Provisional	-	-	-	-	-	-
Total	-	-	-	-	-	-
03402						
Polling	-	-	-	-	-	-
Absentee	-	-	-	-	-	-
Early Vote	-	-	-	-	-	-
Provisional	-	-	-	-	-	-
Total	-	-	-	-	-	-
03601						
Polling	-	-	-	-	-	-
Absentee	-	-	-	-	-	-
Early Vote	-	-	-	-	-	-
Provisional	-	-	-	-	-	-
Total	-	-	-	-	-	-
03602						
Polling	-	-	-	-	-	-
Absentee	-	-	-	-	-	-
Early Vote	-	-	-	-	-	-
Provisional	-	-	-	-	-	-
Total	-	-	-	-	-	-
03700						

RETRIEVED FROM DEMOCRACYDOCKET.COM

Statement of Votes Cast
Shelby County, TN
State and Federal General Election _Municipal Elections
November 6, 2018
SOVC For Jurisdiction Wide, All Counters, All Races
Official Combined Results

	BARTLETT ALDERMAN POST 1					
	Reg. Voters	Times Counted	Total Votes	W. C. Pleasant	Write-In Votes	
Polling	-	-	-	-	-	-
Absentee	-	-	-	-	-	-
Early Vote	-	-	-	-	-	-
Provisional	-	-	-	-	-	-
Total	-	-	-	-	-	-
04103						
Polling	-	-	-	-	-	-
Absentee	-	-	-	-	-	-
Early Vote	-	-	-	-	-	-
Provisional	-	-	-	-	-	-
Total	-	-	-	-	-	-
04201						
Polling	-	-	-	-	-	-
Absentee	-	-	-	-	-	-
Early Vote	-	-	-	-	-	-
Provisional	-	-	-	-	-	-
Total	-	-	-	-	-	-
04401						
Polling	-	-	-	-	-	-
Absentee	-	-	-	-	-	-
Early Vote	-	-	-	-	-	-
Provisional	-	-	-	-	-	-
Total	-	-	-	-	-	-
04405						
Polling	-	-	-	-	-	-
Absentee	-	-	-	-	-	-
Early Vote	-	-	-	-	-	-
Provisional	-	-	-	-	-	-
Total	-	-	-	-	-	-
04502						
Polling	-	-	-	-	-	-
Absentee	-	-	-	-	-	-
Early Vote	-	-	-	-	-	-
Provisional	-	-	-	-	-	-
Total	-	-	-	-	-	-
04504						
Polling	-	-	-	-	-	-
Absentee	-	-	-	-	-	-
Early Vote	-	-	-	-	-	-
Provisional	-	-	-	-	-	-
Total	-	-	-	-	-	-
04602						
Polling	-	-	-	-	-	-
Absentee	-	-	-	-	-	-
Early Vote	-	-	-	-	-	-
Provisional	-	-	-	-	-	-
Total	-	-	-	-	-	-
04700						
Polling	-	-	-	-	-	-
Absentee	-	-	-	-	-	-
Early Vote	-	-	-	-	-	-
Provisional	-	-	-	-	-	-
Total	-	-	-	-	-	-
04900						
Polling	-	-	-	-	-	-
Absentee	-	-	-	-	-	-
Early Vote	-	-	-	-	-	-
Provisional	-	-	-	-	-	-

RETRIEVED FROM DEMOCRACYDOCKET.COM

Statement of Votes Cast
Shelby County, TN
State and Federal General Election _Municipal Elections
November 6, 2018
SOVC For Jurisdiction Wide, All Counters, All Races
Official Combined Results

	BARTLETT ALDERMAN POST 1					
	Reg. Voters	Times Counted	Total Votes	W. C. Pleasant	Write-In Votes	
Total	-	-	-	-	-	-
05001						
Polling	-	-	-	-	-	-
Absentee	-	-	-	-	-	-
Early Vote	-	-	-	-	-	-
Provisional	-	-	-	-	-	-
Total	-	-	-	-	-	-
05002						
Polling	-	-	-	-	-	-
Absentee	-	-	-	-	-	-
Early Vote	-	-	-	-	-	-
Provisional	-	-	-	-	-	-
Total	-	-	-	-	-	-
05201						
Polling	-	-	-	-	-	-
Absentee	-	-	-	-	-	-
Early Vote	-	-	-	-	-	-
Provisional	-	-	-	-	-	-
Total	-	-	-	-	-	-
05301						
Polling	-	-	-	-	-	-
Absentee	-	-	-	-	-	-
Early Vote	-	-	-	-	-	-
Provisional	-	-	-	-	-	-
Total	-	-	-	-	-	-
05400						
Polling	-	-	-	-	-	-
Absentee	-	-	-	-	-	-
Early Vote	-	-	-	-	-	-
Provisional	-	-	-	-	-	-
Total	-	-	-	-	-	-
05502						
Polling	-	-	-	-	-	-
Absentee	-	-	-	-	-	-
Early Vote	-	-	-	-	-	-
Provisional	-	-	-	-	-	-
Total	-	-	-	-	-	-
05700						
Polling	-	-	-	-	-	-
Absentee	-	-	-	-	-	-
Early Vote	-	-	-	-	-	-
Provisional	-	-	-	-	-	-
Total	-	-	-	-	-	-
05801						
Polling	-	-	-	-	-	-
Absentee	-	-	-	-	-	-
Early Vote	-	-	-	-	-	-
Provisional	-	-	-	-	-	-
Total	-	-	-	-	-	-
05804						
Polling	-	-	-	-	-	-
Absentee	-	-	-	-	-	-
Early Vote	-	-	-	-	-	-
Provisional	-	-	-	-	-	-
Total	-	-	-	-	-	-
05905						
Polling	-	-	-	-	-	-
Absentee	-	-	-	-	-	-

RETRIEVED FROM DEMOCRACYDOCKET.COM

Statement of Votes Cast
Shelby County, TN
State and Federal General Election _Municipal Elections
November 6, 2018
SOVC For Jurisdiction Wide, All Counters, All Races
Official Combined Results

	BARTLETT ALDERMAN POST 1					
	Reg. Voters	Times Counted	Total Votes	W. C. Pleasant	Write-In Votes	
Early Vote	-	-	-	-	-	-
Provisional	-	-	-	-	-	-
Total	-	-	-	-	-	-
06003						
Polling	-	-	-	-	-	-
Absentee	-	-	-	-	-	-
Early Vote	-	-	-	-	-	-
Provisional	-	-	-	-	-	-
Total	-	-	-	-	-	-
06005						
Polling	-	-	-	-	-	-
Absentee	-	-	-	-	-	-
Early Vote	-	-	-	-	-	-
Provisional	-	-	-	-	-	-
Total	-	-	-	-	-	-
06006						
Polling	-	-	-	-	-	-
Absentee	-	-	-	-	-	-
Early Vote	-	-	-	-	-	-
Provisional	-	-	-	-	-	-
Total	-	-	-	-	-	-
06007						
Polling	-	-	-	-	-	-
Absentee	-	-	-	-	-	-
Early Vote	-	-	-	-	-	-
Provisional	-	-	-	-	-	-
Total	-	-	-	-	-	-
06009						
Polling	-	-	-	-	-	-
Absentee	-	-	-	-	-	-
Early Vote	-	-	-	-	-	-
Provisional	-	-	-	-	-	-
Total	-	-	-	-	-	-
06100						
Polling	-	-	-	-	-	-
Absentee	-	-	-	-	-	-
Early Vote	-	-	-	-	-	-
Provisional	-	-	-	-	-	-
Total	-	-	-	-	-	-
06200						
Polling	-	-	-	-	-	-
Absentee	-	-	-	-	-	-
Early Vote	-	-	-	-	-	-
Provisional	-	-	-	-	-	-
Total	-	-	-	-	-	-
06400						
Polling	-	-	-	-	-	-
Absentee	-	-	-	-	-	-
Early Vote	-	-	-	-	-	-
Provisional	-	-	-	-	-	-
Total	-	-	-	-	-	-
06600						
Polling	-	-	-	-	-	-
Absentee	-	-	-	-	-	-
Early Vote	-	-	-	-	-	-
Provisional	-	-	-	-	-	-
Total	-	-	-	-	-	-
06701						

RETRIEVED FROM DEMOCRACYDOCKET.COM

Statement of Votes Cast
Shelby County, TN
State and Federal General Election _Municipal Elections
November 6, 2018
SOVC For Jurisdiction Wide, All Counters, All Races
Official Combined Results

	BARTLETT ALDERMAN POST 1					
	Reg. Voters	Times Counted	Total Votes	W. C. Pleasant	Write-In Votes	
Polling	-	-	-	-	-	-
Absentee	-	-	-	-	-	-
Early Vote	-	-	-	-	-	-
Provisional	-	-	-	-	-	-
Total	-	-	-	-	-	-
06703						
Polling	-	-	-	-	-	-
Absentee	-	-	-	-	-	-
Early Vote	-	-	-	-	-	-
Provisional	-	-	-	-	-	-
Total	-	-	-	-	-	-
06801						
Polling	-	-	-	-	-	-
Absentee	-	-	-	-	-	-
Early Vote	-	-	-	-	-	-
Provisional	-	-	-	-	-	-
Total	-	-	-	-	-	-
06803						
Polling	-	-	-	-	-	-
Absentee	-	-	-	-	-	-
Early Vote	-	-	-	-	-	-
Provisional	-	-	-	-	-	-
Total	-	-	-	-	-	-
06902						
Polling	-	-	-	-	-	-
Absentee	-	-	-	-	-	-
Early Vote	-	-	-	-	-	-
Provisional	-	-	-	-	-	-
Total	-	-	-	-	-	-
07001						
Polling	-	-	-	-	-	-
Absentee	-	-	-	-	-	-
Early Vote	-	-	-	-	-	-
Provisional	-	-	-	-	-	-
Total	-	-	-	-	-	-
07002						
Polling	-	-	-	-	-	-
Absentee	-	-	-	-	-	-
Early Vote	-	-	-	-	-	-
Provisional	-	-	-	-	-	-
Total	-	-	-	-	-	-
07104						
Polling	-	-	-	-	-	-
Absentee	-	-	-	-	-	-
Early Vote	-	-	-	-	-	-
Provisional	-	-	-	-	-	-
Total	-	-	-	-	-	-
07203						
Polling	-	-	-	-	-	-
Absentee	-	-	-	-	-	-
Early Vote	-	-	-	-	-	-
Provisional	-	-	-	-	-	-
Total	-	-	-	-	-	-
07207						
Polling	-	-	-	-	-	-
Absentee	-	-	-	-	-	-
Early Vote	-	-	-	-	-	-
Provisional	-	-	-	-	-	-

RETRIEVED FROM DEMOCRACYDOCKET.COM

Statement of Votes Cast
Shelby County, TN
State and Federal General Election _Municipal Elections
November 6, 2018
SOVC For Jurisdiction Wide, All Counters, All Races
Official Combined Results

	BARTLETT ALDERMAN POST 1					
	Reg. Voters	Times Counted	Total Votes	W. C. Pleasant	Write-In Votes	
Total	-	-	-	-	-	-
07301						
Polling	-	-	-	-	-	-
Absentee	-	-	-	-	-	-
Early Vote	-	-	-	-	-	-
Provisional	-	-	-	-	-	-
Total	-	-	-	-	-	-
07303						
Polling	-	-	-	-	-	-
Absentee	-	-	-	-	-	-
Early Vote	-	-	-	-	-	-
Provisional	-	-	-	-	-	-
Total	-	-	-	-	-	-
07401						
Polling	-	-	-	-	-	-
Absentee	-	-	-	-	-	-
Early Vote	-	-	-	-	-	-
Provisional	-	-	-	-	-	-
Total	-	-	-	-	-	-
07402						
Polling	-	-	-	-	-	-
Absentee	-	-	-	-	-	-
Early Vote	-	-	-	-	-	-
Provisional	-	-	-	-	-	-
Total	-	-	-	-	-	-
07405						
Polling	-	-	-	-	-	-
Absentee	-	-	-	-	-	-
Early Vote	-	-	-	-	-	-
Provisional	-	-	-	-	-	-
Total	-	-	-	-	-	-
07409						
Polling	-	-	-	-	-	-
Absentee	-	-	-	-	-	-
Early Vote	-	-	-	-	-	-
Provisional	-	-	-	-	-	-
Total	-	-	-	-	-	-
07501						
Polling	-	-	-	-	-	-
Absentee	-	-	-	-	-	-
Early Vote	-	-	-	-	-	-
Provisional	-	-	-	-	-	-
Total	-	-	-	-	-	-
07506						
Polling	-	-	-	-	-	-
Absentee	-	-	-	-	-	-
Early Vote	-	-	-	-	-	-
Provisional	-	-	-	-	-	-
Total	-	-	-	-	-	-
07507						
Polling	-	-	-	-	-	-
Absentee	-	-	-	-	-	-
Early Vote	-	-	-	-	-	-
Provisional	-	-	-	-	-	-
Total	-	-	-	-	-	-
07511						
Polling	-	-	-	-	-	-
Absentee	-	-	-	-	-	-

RETRIEVED FROM DEMOCRACYDOCKET.COM

Statement of Votes Cast
Shelby County, TN
State and Federal General Election _Municipal Elections
November 6, 2018
SOVC For Jurisdiction Wide, All Counters, All Races
Official Combined Results

	BARTLETT ALDERMAN POST 1					
	Reg. Voters	Times Counted	Total Votes	W. C. Pleasant	Write-In Votes	
Early Vote	-	-	-	-	-	-
Provisional	-	-	-	-	-	-
Total	-	-	-	-	-	-
07604						
Polling	-	-	-	-	-	-
Absentee	-	-	-	-	-	-
Early Vote	-	-	-	-	-	-
Provisional	-	-	-	-	-	-
Total	-	-	-	-	-	-
07605						
Polling	-	-	-	-	-	-
Absentee	-	-	-	-	-	-
Early Vote	-	-	-	-	-	-
Provisional	-	-	-	-	-	-
Total	-	-	-	-	-	-
07606						
Polling	-	-	-	-	-	-
Absentee	-	-	-	-	-	-
Early Vote	-	-	-	-	-	-
Provisional	-	-	-	-	-	-
Total	-	-	-	-	-	-
07701						
Polling	-	-	-	-	-	-
Absentee	-	-	-	-	-	-
Early Vote	-	-	-	-	-	-
Provisional	-	-	-	-	-	-
Total	-	-	-	-	-	-
07703						
Polling	-	-	-	-	-	-
Absentee	-	-	-	-	-	-
Early Vote	-	-	-	-	-	-
Provisional	-	-	-	-	-	-
Total	-	-	-	-	-	-
07803						
Polling	-	-	-	-	-	-
Absentee	-	-	-	-	-	-
Early Vote	-	-	-	-	-	-
Provisional	-	-	-	-	-	-
Total	-	-	-	-	-	-
07901						
Polling	-	-	-	-	-	-
Absentee	-	-	-	-	-	-
Early Vote	-	-	-	-	-	-
Provisional	-	-	-	-	-	-
Total	-	-	-	-	-	-
07902						
Polling	-	-	-	-	-	-
Absentee	-	-	-	-	-	-
Early Vote	-	-	-	-	-	-
Provisional	-	-	-	-	-	-
Total	-	-	-	-	-	-
07903						
Polling	-	-	-	-	-	-
Absentee	-	-	-	-	-	-
Early Vote	-	-	-	-	-	-
Provisional	-	-	-	-	-	-
Total	-	-	-	-	-	-
07907						

RETRIEVED FROM DEMOCRACYDOCKET.COM

Statement of Votes Cast
Shelby County, TN
State and Federal General Election _Municipal Elections
November 6, 2018
SOVC For Jurisdiction Wide, All Counters, All Races
Official Combined Results

	BARTLETT ALDERMAN POST 1					
	Reg. Voters	Times Counted	Total Votes	W. C. Pleasant		Write-In Votes
Polling	-	-	-	-	-	-
Absentee	-	-	-	-	-	-
Early Vote	-	-	-	-	-	-
Provisional	-	-	-	-	-	-
Total	-	-	-	-	-	-
08002						
Polling	-	-	-	-	-	-
Absentee	-	-	-	-	-	-
Early Vote	-	-	-	-	-	-
Provisional	-	-	-	-	-	-
Total	-	-	-	-	-	-
08101						
Polling	-	-	-	-	-	-
Absentee	-	-	-	-	-	-
Early Vote	-	-	-	-	-	-
Provisional	-	-	-	-	-	-
Total	-	-	-	-	-	-
08103						
Polling	-	-	-	-	-	-
Absentee	-	-	-	-	-	-
Early Vote	-	-	-	-	-	-
Provisional	-	-	-	-	-	-
Total	-	-	-	-	-	-
08105						
Polling	-	-	-	-	-	-
Absentee	-	-	-	-	-	-
Early Vote	-	-	-	-	-	-
Provisional	-	-	-	-	-	-
Total	-	-	-	-	-	-
08107						
Polling	-	-	-	-	-	-
Absentee	-	-	-	-	-	-
Early Vote	-	-	-	-	-	-
Provisional	-	-	-	-	-	-
Total	-	-	-	-	-	-
08202						
Polling	-	-	-	-	-	-
Absentee	-	-	-	-	-	-
Early Vote	-	-	-	-	-	-
Provisional	-	-	-	-	-	-
Total	-	-	-	-	-	-
08300						
Polling	-	-	-	-	-	-
Absentee	-	-	-	-	-	-
Early Vote	-	-	-	-	-	-
Provisional	-	-	-	-	-	-
Total	-	-	-	-	-	-
08402						
Polling	-	-	-	-	-	-
Absentee	-	-	-	-	-	-
Early Vote	-	-	-	-	-	-
Provisional	-	-	-	-	-	-
Total	-	-	-	-	-	-
08600						
Polling	-	-	-	-	-	-
Absentee	-	-	-	-	-	-
Early Vote	-	-	-	-	-	-
Provisional	-	-	-	-	-	-

RETRIEVED FROM DEMOCRACYDOCKET.COM

Statement of Votes Cast
Shelby County, TN
State and Federal General Election _Municipal Elections
November 6, 2018
SOVC For Jurisdiction Wide, All Counters, All Races
Official Combined Results

	BARTLETT ALDERMAN POST 1					
	Reg. Voters	Times Counted	Total Votes	W. C. Pleasant	Write-In Votes	
Total	-	-	-	-	-	-
08702						
Polling	-	-	-	-	-	-
Absentee	-	-	-	-	-	-
Early Vote	-	-	-	-	-	-
Provisional	-	-	-	-	-	-
Total	-	-	-	-	-	-
08703						
Polling	-	-	-	-	-	-
Absentee	-	-	-	-	-	-
Early Vote	-	-	-	-	-	-
Provisional	-	-	-	-	-	-
Total	-	-	-	-	-	-
08704						
Polling	1	1	0	0	0	-
Absentee	1	0	0	0	0	-
Early Vote	1	0	0	0	0	-
Provisional	1	0	0	0	0	-
Total	1	1	0	0	0	-
08802						
Polling	-	-	-	-	-	-
Absentee	-	-	-	-	-	-
Early Vote	-	-	-	-	-	-
Provisional	-	-	-	-	-	-
Total	-	-	-	-	-	-
08803						
Polling	-	-	-	-	-	-
Absentee	-	-	-	-	-	-
Early Vote	-	-	-	-	-	-
Provisional	-	-	-	-	-	-
Total	-	-	-	-	-	-
08804						
Polling	-	-	-	-	-	-
Absentee	-	-	-	-	-	-
Early Vote	-	-	-	-	-	-
Provisional	-	-	-	-	-	-
Total	-	-	-	-	-	-
08901						
Polling	-	-	-	-	-	-
Absentee	-	-	-	-	-	-
Early Vote	-	-	-	-	-	-
Provisional	-	-	-	-	-	-
Total	-	-	-	-	-	-
08902						
Polling	-	-	-	-	-	-
Absentee	-	-	-	-	-	-
Early Vote	-	-	-	-	-	-
Provisional	-	-	-	-	-	-
Total	-	-	-	-	-	-
09002						
Polling	-	-	-	-	-	-
Absentee	-	-	-	-	-	-
Early Vote	-	-	-	-	-	-
Provisional	-	-	-	-	-	-
Total	-	-	-	-	-	-
09003						
Polling	-	-	-	-	-	-
Absentee	-	-	-	-	-	-

RETRIEVED FROM DEMOCRACYDOCKET.COM

Statement of Votes Cast
Shelby County, TN
State and Federal General Election _Municipal Elections
November 6, 2018
SOVC For Jurisdiction Wide, All Counters, All Races
Official Combined Results

	BARTLETT ALDERMAN POST 1					
	Reg. Voters	Times Counted	Total Votes	W. C. Pleasant	Write-In Votes	
Early Vote	-	-	-	-	-	-
Provisional	-	-	-	-	-	-
Total	-	-	-	-	-	-
09101						
Polling	-	-	-	-	-	-
Absentee	-	-	-	-	-	-
Early Vote	-	-	-	-	-	-
Provisional	-	-	-	-	-	-
Total	-	-	-	-	-	-
09102						
Polling	-	-	-	-	-	-
Absentee	-	-	-	-	-	-
Early Vote	-	-	-	-	-	-
Provisional	-	-	-	-	-	-
Total	-	-	-	-	-	-
09104						
Polling	-	-	-	-	-	-
Absentee	-	-	-	-	-	-
Early Vote	-	-	-	-	-	-
Provisional	-	-	-	-	-	-
Total	-	-	-	-	-	-
09201						
Polling	-	-	-	-	-	-
Absentee	-	-	-	-	-	-
Early Vote	-	-	-	-	-	-
Provisional	-	-	-	-	-	-
Total	-	-	-	-	-	-
09301						
Polling	-	-	-	-	-	-
Absentee	-	-	-	-	-	-
Early Vote	-	-	-	-	-	-
Provisional	-	-	-	-	-	-
Total	-	-	-	-	-	-
09303						
Polling	-	-	-	-	-	-
Absentee	-	-	-	-	-	-
Early Vote	-	-	-	-	-	-
Provisional	-	-	-	-	-	-
Total	-	-	-	-	-	-
09403						
Polling	-	-	-	-	-	-
Absentee	-	-	-	-	-	-
Early Vote	-	-	-	-	-	-
Provisional	-	-	-	-	-	-
Total	-	-	-	-	-	-
09406						
Polling	-	-	-	-	-	-
Absentee	-	-	-	-	-	-
Early Vote	-	-	-	-	-	-
Provisional	-	-	-	-	-	-
Total	-	-	-	-	-	-
09407						
Polling	-	-	-	-	-	-
Absentee	-	-	-	-	-	-
Early Vote	-	-	-	-	-	-
Provisional	-	-	-	-	-	-
Total	-	-	-	-	-	-
09408						

RETRIEVED FROM DEMOCRACYDOCKET.COM

Statement of Votes Cast
Shelby County, TN
State and Federal General Election _Municipal Elections
November 6, 2018
SOVC For Jurisdiction Wide, All Counters, All Races
Official Combined Results

	BARTLETT ALDERMAN POST 1					
	Reg. Voters	Times Counted	Total Votes	W. C. Pleasant	Write-In Votes	
Polling	-	-	-	-	-	-
Absentee	-	-	-	-	-	-
Early Vote	-	-	-	-	-	-
Provisional	-	-	-	-	-	-
Total	-	-	-	-	-	-
09501						
Polling	-	-	-	-	-	-
Absentee	-	-	-	-	-	-
Early Vote	-	-	-	-	-	-
Provisional	-	-	-	-	-	-
Total	-	-	-	-	-	-
09505						
Polling	-	-	-	-	-	-
Absentee	-	-	-	-	-	-
Early Vote	-	-	-	-	-	-
Provisional	-	-	-	-	-	-
Total	-	-	-	-	-	-
09506						
Polling	-	-	-	-	-	-
Absentee	-	-	-	-	-	-
Early Vote	-	-	-	-	-	-
Provisional	-	-	-	-	-	-
Total	-	-	-	-	-	-
09507						
Polling	-	-	-	-	-	-
Absentee	-	-	-	-	-	-
Early Vote	-	-	-	-	-	-
Provisional	-	-	-	-	-	-
Total	-	-	-	-	-	-
09508						
Polling	-	-	-	-	-	-
Absentee	-	-	-	-	-	-
Early Vote	-	-	-	-	-	-
Provisional	-	-	-	-	-	-
Total	-	-	-	-	-	-
09601						
Polling	-	-	-	-	-	-
Absentee	-	-	-	-	-	-
Early Vote	-	-	-	-	-	-
Provisional	-	-	-	-	-	-
Total	-	-	-	-	-	-
09602						
Polling	-	-	-	-	-	-
Absentee	-	-	-	-	-	-
Early Vote	-	-	-	-	-	-
Provisional	-	-	-	-	-	-
Total	-	-	-	-	-	-
ARL01						
Polling	-	-	-	-	-	-
Absentee	-	-	-	-	-	-
Early Vote	-	-	-	-	-	-
Provisional	-	-	-	-	-	-
Total	-	-	-	-	-	-
ARL02						
Polling	-	-	-	-	-	-
Absentee	-	-	-	-	-	-
Early Vote	-	-	-	-	-	-
Provisional	-	-	-	-	-	-

RETRIEVED FROM DEMOCRACYDOCKET.COM

Statement of Votes Cast
Shelby County, TN
State and Federal General Election _Municipal Elections
November 6, 2018
SOVC For Jurisdiction Wide, All Counters, All Races
Official Combined Results

BARTLETT ALDERMAN POST 1

	Reg. Voters	Times Counted	Total Votes	W. C. Pleasant		Write-In Votes	
Total	-	-	-	-	-	-	-
BAR03							
Polling	3245	604	524	518	98.85%	6	1.15%
Absentee	3245	27	20	19	95.00%	1	5.00%
Early Vote	3245	1372	1178	1172	99.49%	6	0.51%
Provisional	3245	1	1	1	100.00%	0	0.00%
Total	3245	2004	1723	1710	99.25%	13	0.75%
BAR04							
Polling	4846	715	582	578	99.31%	4	0.69%
Absentee	4846	26	21	21	100.00%	0	0.00%
Early Vote	4846	1976	1632	1612	98.77%	20	1.23%
Provisional	4846	8	4	4	100.00%	0	0.00%
Total	4846	2725	2239	2215	98.93%	24	1.07%
BAR05							
Polling	4505	1010	843	839	99.53%	4	0.47%
Absentee	4505	39	31	31	100.00%	0	0.00%
Early Vote	4505	1563	1298	1285	99.00%	13	1.00%
Provisional	4505	9	5	5	100.00%	0	0.00%
Total	4505	2621	2177	2160	99.22%	17	0.78%
BAR06							
Polling	3558	730	597	589	98.66%	8	1.34%
Absentee	3558	15	12	12	100.00%	0	0.00%
Early Vote	3558	1179	959	944	98.44%	15	1.56%
Provisional	3558	8	4	4	100.00%	0	0.00%
Total	3558	1932	1572	1549	98.54%	23	1.46%
BAR08							
Polling	5451	896	763	755	98.95%	8	1.05%
Absentee	5451	34	25	25	100.00%	0	0.00%
Early Vote	5451	2257	1949	1927	98.87%	22	1.13%
Provisional	5451	8	8	8	100.00%	0	0.00%
Total	5451	3195	2745	2715	98.91%	30	1.09%
BAR09							
Polling	4396	820	676	665	98.37%	11	1.63%
Absentee	4396	90	57	57	100.00%	0	0.00%
Early Vote	4396	1655	1395	1381	99.00%	14	1.00%
Provisional	4396	1	1	1	100.00%	0	0.00%
Total	4396	2566	2129	2104	98.83%	25	1.17%
BAR11							
Polling	2934	632	553	546	98.73%	7	1.27%
Absentee	2934	63	39	39	100.00%	0	0.00%
Early Vote	2934	1135	990	980	98.99%	10	1.01%
Provisional	2934	4	4	4	100.00%	0	0.00%
Total	2934	1834	1586	1569	98.93%	17	1.07%
BAR13							
Polling	5318	967	763	750	98.30%	13	1.70%
Absentee	5318	30	23	23	100.00%	0	0.00%
Early Vote	5318	2029	1620	1607	99.20%	13	0.80%
Provisional	5318	6	4	4	100.00%	0	0.00%
Total	5318	3032	2410	2384	98.92%	26	1.08%
BRU01							
Polling	2559	477	375	371	98.93%	4	1.07%
Absentee	2559	22	19	18	94.74%	1	5.26%
Early Vote	2559	1155	930	908	97.63%	22	2.37%
Provisional	2559	9	6	6	100.00%	0	0.00%
Total	2559	1663	1330	1303	97.97%	27	2.03%
BRU02							
Polling	4781	953	787	767	97.46%	20	2.54%
Absentee	4781	22	19	18	94.74%	1	5.26%

RETRIEVED FROM DEMOCRACYDOCKET.COM

Statement of Votes Cast
Shelby County, TN
State and Federal General Election _Municipal Elections
November 6, 2018
SOVC For Jurisdiction Wide, All Counters, All Races
Official Combined Results

BARTLETT ALDERMAN POST 1

	Reg. Voters	Times Counted	Total Votes	W. C. Pleasant		Write-In Votes	
Early Vote	4781	1864	1542	1522	98.70%	20	1.30%
Provisional	4781	11	7	7	100.00%	0	0.00%
Total	4781	2850	2355	2314	98.26%	41	1.74%
COL01							
Polling	-	-	-	-	-	-	-
Absentee	-	-	-	-	-	-	-
Early Vote	-	-	-	-	-	-	-
Provisional	-	-	-	-	-	-	-
Total	-	-	-	-	-	-	-
COL02							
Polling	-	-	-	-	-	-	-
Absentee	-	-	-	-	-	-	-
Early Vote	-	-	-	-	-	-	-
Provisional	-	-	-	-	-	-	-
Total	-	-	-	-	-	-	-
COL03							
Polling	-	-	-	-	-	-	-
Absentee	-	-	-	-	-	-	-
Early Vote	-	-	-	-	-	-	-
Provisional	-	-	-	-	-	-	-
Total	-	-	-	-	-	-	-
COL04							
Polling	-	-	-	-	-	-	-
Absentee	-	-	-	-	-	-	-
Early Vote	-	-	-	-	-	-	-
Provisional	-	-	-	-	-	-	-
Total	-	-	-	-	-	-	-
COL05							
Polling	-	-	-	-	-	-	-
Absentee	-	-	-	-	-	-	-
Early Vote	-	-	-	-	-	-	-
Provisional	-	-	-	-	-	-	-
Total	-	-	-	-	-	-	-
COL06							
Polling	-	-	-	-	-	-	-
Absentee	-	-	-	-	-	-	-
Early Vote	-	-	-	-	-	-	-
Provisional	-	-	-	-	-	-	-
Total	-	-	-	-	-	-	-
COL07							
Polling	-	-	-	-	-	-	-
Absentee	-	-	-	-	-	-	-
Early Vote	-	-	-	-	-	-	-
Provisional	-	-	-	-	-	-	-
Total	-	-	-	-	-	-	-
COL08							
Polling	-	-	-	-	-	-	-
Absentee	-	-	-	-	-	-	-
Early Vote	-	-	-	-	-	-	-
Provisional	-	-	-	-	-	-	-
Total	-	-	-	-	-	-	-
COL09							
Polling	-	-	-	-	-	-	-
Absentee	-	-	-	-	-	-	-
Early Vote	-	-	-	-	-	-	-
Provisional	-	-	-	-	-	-	-
Total	-	-	-	-	-	-	-
COR03							

RETRIEVED FROM DEMOCRACYDOCKET.COM

Statement of Votes Cast
Shelby County, TN
State and Federal General Election _Municipal Elections
November 6, 2018
SOVC For Jurisdiction Wide, All Counters, All Races
Official Combined Results

	BARTLETT ALDERMAN POST 1					
	Reg. Voters	Times Counted	Total Votes	W. C. Pleasant		Write-In Votes
Polling	-	-	-	-	-	-
Absentee	-	-	-	-	-	-
Early Vote	-	-	-	-	-	-
Provisional	-	-	-	-	-	-
Total	-	-	-	-	-	-
COR04						
Polling	-	-	-	-	-	-
Absentee	-	-	-	-	-	-
Early Vote	-	-	-	-	-	-
Provisional	-	-	-	-	-	-
Total	-	-	-	-	-	-
COR05						
Polling	-	-	-	-	-	-
Absentee	-	-	-	-	-	-
Early Vote	-	-	-	-	-	-
Provisional	-	-	-	-	-	-
Total	-	-	-	-	-	-
EAD00						
Polling	-	-	-	-	-	-
Absentee	-	-	-	-	-	-
Early Vote	-	-	-	-	-	-
Provisional	-	-	-	-	-	-
Total	-	-	-	-	-	-
FOR01						
Polling	-	-	-	-	-	-
Absentee	-	-	-	-	-	-
Early Vote	-	-	-	-	-	-
Provisional	-	-	-	-	-	-
Total	-	-	-	-	-	-
FOR02						
Polling	-	-	-	-	-	-
Absentee	-	-	-	-	-	-
Early Vote	-	-	-	-	-	-
Provisional	-	-	-	-	-	-
Total	-	-	-	-	-	-
FOR03						
Polling	-	-	-	-	-	-
Absentee	-	-	-	-	-	-
Early Vote	-	-	-	-	-	-
Provisional	-	-	-	-	-	-
Total	-	-	-	-	-	-
GER02						
Polling	-	-	-	-	-	-
Absentee	-	-	-	-	-	-
Early Vote	-	-	-	-	-	-
Provisional	-	-	-	-	-	-
Total	-	-	-	-	-	-
GER03						
Polling	-	-	-	-	-	-
Absentee	-	-	-	-	-	-
Early Vote	-	-	-	-	-	-
Provisional	-	-	-	-	-	-
Total	-	-	-	-	-	-
GER04						
Polling	-	-	-	-	-	-
Absentee	-	-	-	-	-	-
Early Vote	-	-	-	-	-	-
Provisional	-	-	-	-	-	-

RETRIEVED FROM DEMOCRACYDOCKET.COM

Statement of Votes Cast
Shelby County, TN
State and Federal General Election _Municipal Elections
November 6, 2018
SOVC For Jurisdiction Wide, All Counters, All Races
Official Combined Results

	BARTLETT ALDERMAN POST 1					
	Reg. Voters	Times Counted	Total Votes	W. C. Pleasant	Write-In Votes	
Total	-	-	-	-	-	-
GER05						
Polling	-	-	-	-	-	-
Absentee	-	-	-	-	-	-
Early Vote	-	-	-	-	-	-
Provisional	-	-	-	-	-	-
Total	-	-	-	-	-	-
GER06						
Polling	-	-	-	-	-	-
Absentee	-	-	-	-	-	-
Early Vote	-	-	-	-	-	-
Provisional	-	-	-	-	-	-
Total	-	-	-	-	-	-
GER08						
Polling	-	-	-	-	-	-
Absentee	-	-	-	-	-	-
Early Vote	-	-	-	-	-	-
Provisional	-	-	-	-	-	-
Total	-	-	-	-	-	-
GER10						
Polling	-	-	-	-	-	-
Absentee	-	-	-	-	-	-
Early Vote	-	-	-	-	-	-
Provisional	-	-	-	-	-	-
Total	-	-	-	-	-	-
GER11						
Polling	-	-	-	-	-	-
Absentee	-	-	-	-	-	-
Early Vote	-	-	-	-	-	-
Provisional	-	-	-	-	-	-
Total	-	-	-	-	-	-
GER12						
Polling	-	-	-	-	-	-
Absentee	-	-	-	-	-	-
Early Vote	-	-	-	-	-	-
Provisional	-	-	-	-	-	-
Total	-	-	-	-	-	-
LAK01						
Polling	-	-	-	-	-	-
Absentee	-	-	-	-	-	-
Early Vote	-	-	-	-	-	-
Provisional	-	-	-	-	-	-
Total	-	-	-	-	-	-
LAK02						
Polling	-	-	-	-	-	-
Absentee	-	-	-	-	-	-
Early Vote	-	-	-	-	-	-
Provisional	-	-	-	-	-	-
Total	-	-	-	-	-	-
LUC01						
Polling	-	-	-	-	-	-
Absentee	-	-	-	-	-	-
Early Vote	-	-	-	-	-	-
Provisional	-	-	-	-	-	-
Total	-	-	-	-	-	-
LUC03						
Polling	-	-	-	-	-	-
Absentee	-	-	-	-	-	-

RETRIEVED FROM DEMOCRACYDOCKET.COM

Statement of Votes Cast
Shelby County, TN
State and Federal General Election _Municipal Elections
November 6, 2018
SOVC For Jurisdiction Wide, All Counters, All Races
Official Combined Results

	BARTLETT ALDERMAN POST 1					
	Reg. Voters	Times Counted	Total Votes	W. C. Pleasant	Write-In Votes	
Early Vote	-	-	-	-	-	-
Provisional	-	-	-	-	-	-
Total	-	-	-	-	-	-
MCC00						
Polling	-	-	-	-	-	-
Absentee	-	-	-	-	-	-
Early Vote	-	-	-	-	-	-
Provisional	-	-	-	-	-	-
Total	-	-	-	-	-	-
MIL01						
Polling	-	-	-	-	-	-
Absentee	-	-	-	-	-	-
Early Vote	-	-	-	-	-	-
Provisional	-	-	-	-	-	-
Total	-	-	-	-	-	-
MIL02						
Polling	-	-	-	-	-	-
Absentee	-	-	-	-	-	-
Early Vote	-	-	-	-	-	-
Provisional	-	-	-	-	-	-
Total	-	-	-	-	-	-
MOR01						
Polling	-	-	-	-	-	-
Absentee	-	-	-	-	-	-
Early Vote	-	-	-	-	-	-
Provisional	-	-	-	-	-	-
Total	-	-	-	-	-	-
MOR02						
Polling	-	-	-	-	-	-
Absentee	-	-	-	-	-	-
Early Vote	-	-	-	-	-	-
Provisional	-	-	-	-	-	-
Total	-	-	-	-	-	-
ROS05						
Polling	-	-	-	-	-	-
Absentee	-	-	-	-	-	-
Early Vote	-	-	-	-	-	-
Provisional	-	-	-	-	-	-
Total	-	-	-	-	-	-
ROS13						
Polling	-	-	-	-	-	-
Absentee	-	-	-	-	-	-
Early Vote	-	-	-	-	-	-
Provisional	-	-	-	-	-	-
Total	-	-	-	-	-	-
ROS14						
Polling	-	-	-	-	-	-
Absentee	-	-	-	-	-	-
Early Vote	-	-	-	-	-	-
Provisional	-	-	-	-	-	-
Total	-	-	-	-	-	-
ROS15						
Polling	-	-	-	-	-	-
Absentee	-	-	-	-	-	-
Early Vote	-	-	-	-	-	-
Provisional	-	-	-	-	-	-
Total	-	-	-	-	-	-
ROS16						

RETRIEVED FROM DEMOCRACYDOCKET.COM

Statement of Votes Cast
Shelby County, TN
State and Federal General Election _Municipal Elections
November 6, 2018
SOVC For Jurisdiction Wide, All Counters, All Races
Official Combined Results

BARTLETT ALDERMAN POST 1

	Reg. Voters	Times Counted	Total Votes	W. C. Pleasant		Write-In Votes	
Polling	-	-	-	-	-	-	-
Absentee	-	-	-	-	-	-	-
Early Vote	-	-	-	-	-	-	-
Provisional	-	-	-	-	-	-	-
Total	-	-	-	-	-	-	-
STE00							
Polling	-	-	-	-	-	-	-
Absentee	-	-	-	-	-	-	-
Early Vote	-	-	-	-	-	-	-
Provisional	-	-	-	-	-	-	-
Total	-	-	-	-	-	-	-
Total							
Polling	41594	7805	6463	6378	98.68%	85	1.32%
Absentee	41594	368	266	263	98.87%	3	1.13%
Early Vote	41594	16185	13493	13338	98.85%	155	1.15%
Provisional	41594	65	44	44	100.00%	0	0.00%
Total	41594	24423	20266	20023	98.80%	243	1.20%

RETRIEVED FROM DEMOCRACYDOCKET.COM

Statement of Votes Cast
Shelby County, TN
State and Federal General Election _Municipal Elections
November 6, 2018
SOVC For Jurisdiction Wide, All Counters, All Races
Official Combined Results

	BARTLETT ALDERMAN POST 2					
	Reg. Voters	Times Counted	Total Votes	Mitch Arnold	Emily Elliott	Write-In Votes
Jurisdiction Wide						
00100						
Polling	-	-	-	-	-	-
Absentee	-	-	-	-	-	-
Early Vote	-	-	-	-	-	-
Provisional	-	-	-	-	-	-
Total	-	-	-	-	-	-
00200						
Polling	-	-	-	-	-	-
Absentee	-	-	-	-	-	-
Early Vote	-	-	-	-	-	-
Provisional	-	-	-	-	-	-
Total	-	-	-	-	-	-
01100						
Polling	-	-	-	-	-	-
Absentee	-	-	-	-	-	-
Early Vote	-	-	-	-	-	-
Provisional	-	-	-	-	-	-
Total	-	-	-	-	-	-
01200						
Polling	-	-	-	-	-	-
Absentee	-	-	-	-	-	-
Early Vote	-	-	-	-	-	-
Provisional	-	-	-	-	-	-
Total	-	-	-	-	-	-
01300						
Polling	-	-	-	-	-	-
Absentee	-	-	-	-	-	-
Early Vote	-	-	-	-	-	-
Provisional	-	-	-	-	-	-
Total	-	-	-	-	-	-
01601						
Polling	-	-	-	-	-	-
Absentee	-	-	-	-	-	-
Early Vote	-	-	-	-	-	-
Provisional	-	-	-	-	-	-
Total	-	-	-	-	-	-
01603						
Polling	-	-	-	-	-	-
Absentee	-	-	-	-	-	-
Early Vote	-	-	-	-	-	-
Provisional	-	-	-	-	-	-
Total	-	-	-	-	-	-
01700						
Polling	-	-	-	-	-	-
Absentee	-	-	-	-	-	-
Early Vote	-	-	-	-	-	-
Provisional	-	-	-	-	-	-
Total	-	-	-	-	-	-
02001						
Polling	-	-	-	-	-	-
Absentee	-	-	-	-	-	-
Early Vote	-	-	-	-	-	-
Provisional	-	-	-	-	-	-
Total	-	-	-	-	-	-
02003						
Polling	-	-	-	-	-	-
Absentee	-	-	-	-	-	-

RETRIEVED FROM DEMOCRACYDOCKET.COM

Statement of Votes Cast
Shelby County, TN
State and Federal General Election _Municipal Elections
November 6, 2018
SOVC For Jurisdiction Wide, All Counters, All Races
Official Combined Results

BARTLETT ALDERMAN POST 2

	Reg. Voters	Times Counted	Total Votes	Mitch Arnold		Emily Elliott		Write-In Votes	
Early Vote	-	-	-	-	-	-	-	-	-
Provisional	-	-	-	-	-	-	-	-	-
Total	-	-	-	-	-	-	-	-	-
02100									
Polling	-	-	-	-	-	-	-	-	-
Absentee	-	-	-	-	-	-	-	-	-
Early Vote	-	-	-	-	-	-	-	-	-
Provisional	-	-	-	-	-	-	-	-	-
Total	-	-	-	-	-	-	-	-	-
02600									
Polling	-	-	-	-	-	-	-	-	-
Absentee	-	-	-	-	-	-	-	-	-
Early Vote	-	-	-	-	-	-	-	-	-
Provisional	-	-	-	-	-	-	-	-	-
Total	-	-	-	-	-	-	-	-	-
02800									
Polling	-	-	-	-	-	-	-	-	-
Absentee	-	-	-	-	-	-	-	-	-
Early Vote	-	-	-	-	-	-	-	-	-
Provisional	-	-	-	-	-	-	-	-	-
Total	-	-	-	-	-	-	-	-	-
03102									
Polling	-	-	-	-	-	-	-	-	-
Absentee	-	-	-	-	-	-	-	-	-
Early Vote	-	-	-	-	-	-	-	-	-
Provisional	-	-	-	-	-	-	-	-	-
Total	-	-	-	-	-	-	-	-	-
03104									
Polling	-	-	-	-	-	-	-	-	-
Absentee	-	-	-	-	-	-	-	-	-
Early Vote	-	-	-	-	-	-	-	-	-
Provisional	-	-	-	-	-	-	-	-	-
Total	-	-	-	-	-	-	-	-	-
03300									
Polling	-	-	-	-	-	-	-	-	-
Absentee	-	-	-	-	-	-	-	-	-
Early Vote	-	-	-	-	-	-	-	-	-
Provisional	-	-	-	-	-	-	-	-	-
Total	-	-	-	-	-	-	-	-	-
03402									
Polling	-	-	-	-	-	-	-	-	-
Absentee	-	-	-	-	-	-	-	-	-
Early Vote	-	-	-	-	-	-	-	-	-
Provisional	-	-	-	-	-	-	-	-	-
Total	-	-	-	-	-	-	-	-	-
03601									
Polling	-	-	-	-	-	-	-	-	-
Absentee	-	-	-	-	-	-	-	-	-
Early Vote	-	-	-	-	-	-	-	-	-
Provisional	-	-	-	-	-	-	-	-	-
Total	-	-	-	-	-	-	-	-	-
03602									
Polling	-	-	-	-	-	-	-	-	-
Absentee	-	-	-	-	-	-	-	-	-
Early Vote	-	-	-	-	-	-	-	-	-
Provisional	-	-	-	-	-	-	-	-	-
Total	-	-	-	-	-	-	-	-	-
03700									

RETRIEVED FROM DEMOCRACYDOCKET.COM

Statement of Votes Cast
Shelby County, TN
State and Federal General Election _Municipal Elections
November 6, 2018
SOVC For Jurisdiction Wide, All Counters, All Races
Official Combined Results

	BARTLETT ALDERMAN POST 2								
	Reg. Voters	Times Counted	Total Votes	Mitch Arnold		Emily Elliott		Write-In Votes	
Polling	-	-	-	-	-	-	-	-	-
Absentee	-	-	-	-	-	-	-	-	-
Early Vote	-	-	-	-	-	-	-	-	-
Provisional	-	-	-	-	-	-	-	-	-
Total	-	-	-	-	-	-	-	-	-
04103									
Polling	-	-	-	-	-	-	-	-	-
Absentee	-	-	-	-	-	-	-	-	-
Early Vote	-	-	-	-	-	-	-	-	-
Provisional	-	-	-	-	-	-	-	-	-
Total	-	-	-	-	-	-	-	-	-
04201									
Polling	-	-	-	-	-	-	-	-	-
Absentee	-	-	-	-	-	-	-	-	-
Early Vote	-	-	-	-	-	-	-	-	-
Provisional	-	-	-	-	-	-	-	-	-
Total	-	-	-	-	-	-	-	-	-
04401									
Polling	-	-	-	-	-	-	-	-	-
Absentee	-	-	-	-	-	-	-	-	-
Early Vote	-	-	-	-	-	-	-	-	-
Provisional	-	-	-	-	-	-	-	-	-
Total	-	-	-	-	-	-	-	-	-
04405									
Polling	-	-	-	-	-	-	-	-	-
Absentee	-	-	-	-	-	-	-	-	-
Early Vote	-	-	-	-	-	-	-	-	-
Provisional	-	-	-	-	-	-	-	-	-
Total	-	-	-	-	-	-	-	-	-
04502									
Polling	-	-	-	-	-	-	-	-	-
Absentee	-	-	-	-	-	-	-	-	-
Early Vote	-	-	-	-	-	-	-	-	-
Provisional	-	-	-	-	-	-	-	-	-
Total	-	-	-	-	-	-	-	-	-
04504									
Polling	-	-	-	-	-	-	-	-	-
Absentee	-	-	-	-	-	-	-	-	-
Early Vote	-	-	-	-	-	-	-	-	-
Provisional	-	-	-	-	-	-	-	-	-
Total	-	-	-	-	-	-	-	-	-
04602									
Polling	-	-	-	-	-	-	-	-	-
Absentee	-	-	-	-	-	-	-	-	-
Early Vote	-	-	-	-	-	-	-	-	-
Provisional	-	-	-	-	-	-	-	-	-
Total	-	-	-	-	-	-	-	-	-
04700									
Polling	-	-	-	-	-	-	-	-	-
Absentee	-	-	-	-	-	-	-	-	-
Early Vote	-	-	-	-	-	-	-	-	-
Provisional	-	-	-	-	-	-	-	-	-
Total	-	-	-	-	-	-	-	-	-
04900									
Polling	-	-	-	-	-	-	-	-	-
Absentee	-	-	-	-	-	-	-	-	-
Early Vote	-	-	-	-	-	-	-	-	-
Provisional	-	-	-	-	-	-	-	-	-

RETRIEVED FROM DEMOCRACYDOCKET.COM

Statement of Votes Cast
Shelby County, TN
State and Federal General Election _Municipal Elections
November 6, 2018
SOVC For Jurisdiction Wide, All Counters, All Races
Official Combined Results

	BARTLETT ALDERMAN POST 2					
	Reg. Voters	Times Counted	Total Votes	Mitch Arnold	Emily Elliott	Write-In Votes
Total	-	-	-	-	-	-
05001						
Polling	-	-	-	-	-	-
Absentee	-	-	-	-	-	-
Early Vote	-	-	-	-	-	-
Provisional	-	-	-	-	-	-
Total	-	-	-	-	-	-
05002						
Polling	-	-	-	-	-	-
Absentee	-	-	-	-	-	-
Early Vote	-	-	-	-	-	-
Provisional	-	-	-	-	-	-
Total	-	-	-	-	-	-
05201						
Polling	-	-	-	-	-	-
Absentee	-	-	-	-	-	-
Early Vote	-	-	-	-	-	-
Provisional	-	-	-	-	-	-
Total	-	-	-	-	-	-
05301						
Polling	-	-	-	-	-	-
Absentee	-	-	-	-	-	-
Early Vote	-	-	-	-	-	-
Provisional	-	-	-	-	-	-
Total	-	-	-	-	-	-
05400						
Polling	-	-	-	-	-	-
Absentee	-	-	-	-	-	-
Early Vote	-	-	-	-	-	-
Provisional	-	-	-	-	-	-
Total	-	-	-	-	-	-
05502						
Polling	-	-	-	-	-	-
Absentee	-	-	-	-	-	-
Early Vote	-	-	-	-	-	-
Provisional	-	-	-	-	-	-
Total	-	-	-	-	-	-
05700						
Polling	-	-	-	-	-	-
Absentee	-	-	-	-	-	-
Early Vote	-	-	-	-	-	-
Provisional	-	-	-	-	-	-
Total	-	-	-	-	-	-
05801						
Polling	-	-	-	-	-	-
Absentee	-	-	-	-	-	-
Early Vote	-	-	-	-	-	-
Provisional	-	-	-	-	-	-
Total	-	-	-	-	-	-
05804						
Polling	-	-	-	-	-	-
Absentee	-	-	-	-	-	-
Early Vote	-	-	-	-	-	-
Provisional	-	-	-	-	-	-
Total	-	-	-	-	-	-
05905						
Polling	-	-	-	-	-	-
Absentee	-	-	-	-	-	-

RETRIEVED FROM DEMOCRACYDOCKET.COM

Statement of Votes Cast
Shelby County, TN
State and Federal General Election _Municipal Elections
November 6, 2018
SOVC For Jurisdiction Wide, All Counters, All Races
Official Combined Results

	BARTLETT ALDERMAN POST 2					
	Reg. Voters	Times Counted	Total Votes	Mitch Arnold	Emily Elliott	Write-In Votes
Early Vote	-	-	-	-	-	-
Provisional	-	-	-	-	-	-
Total	-	-	-	-	-	-
06003						
Polling	-	-	-	-	-	-
Absentee	-	-	-	-	-	-
Early Vote	-	-	-	-	-	-
Provisional	-	-	-	-	-	-
Total	-	-	-	-	-	-
06005						
Polling	-	-	-	-	-	-
Absentee	-	-	-	-	-	-
Early Vote	-	-	-	-	-	-
Provisional	-	-	-	-	-	-
Total	-	-	-	-	-	-
06006						
Polling	-	-	-	-	-	-
Absentee	-	-	-	-	-	-
Early Vote	-	-	-	-	-	-
Provisional	-	-	-	-	-	-
Total	-	-	-	-	-	-
06007						
Polling	-	-	-	-	-	-
Absentee	-	-	-	-	-	-
Early Vote	-	-	-	-	-	-
Provisional	-	-	-	-	-	-
Total	-	-	-	-	-	-
06009						
Polling	-	-	-	-	-	-
Absentee	-	-	-	-	-	-
Early Vote	-	-	-	-	-	-
Provisional	-	-	-	-	-	-
Total	-	-	-	-	-	-
06100						
Polling	-	-	-	-	-	-
Absentee	-	-	-	-	-	-
Early Vote	-	-	-	-	-	-
Provisional	-	-	-	-	-	-
Total	-	-	-	-	-	-
06200						
Polling	-	-	-	-	-	-
Absentee	-	-	-	-	-	-
Early Vote	-	-	-	-	-	-
Provisional	-	-	-	-	-	-
Total	-	-	-	-	-	-
06400						
Polling	-	-	-	-	-	-
Absentee	-	-	-	-	-	-
Early Vote	-	-	-	-	-	-
Provisional	-	-	-	-	-	-
Total	-	-	-	-	-	-
06600						
Polling	-	-	-	-	-	-
Absentee	-	-	-	-	-	-
Early Vote	-	-	-	-	-	-
Provisional	-	-	-	-	-	-
Total	-	-	-	-	-	-
06701						

RETRIEVED FROM DEMOCRACYDOCKET.COM

Statement of Votes Cast
Shelby County, TN
State and Federal General Election _Municipal Elections
November 6, 2018
SOVC For Jurisdiction Wide, All Counters, All Races
Official Combined Results

	BARTLETT ALDERMAN POST 2					
	Reg. Voters	Times Counted	Total Votes	Mitch Arnold	Emily Elliott	Write-In Votes
Polling	-	-	-	-	-	-
Absentee	-	-	-	-	-	-
Early Vote	-	-	-	-	-	-
Provisional	-	-	-	-	-	-
Total	-	-	-	-	-	-
06703						
Polling	-	-	-	-	-	-
Absentee	-	-	-	-	-	-
Early Vote	-	-	-	-	-	-
Provisional	-	-	-	-	-	-
Total	-	-	-	-	-	-
06801						
Polling	-	-	-	-	-	-
Absentee	-	-	-	-	-	-
Early Vote	-	-	-	-	-	-
Provisional	-	-	-	-	-	-
Total	-	-	-	-	-	-
06803						
Polling	-	-	-	-	-	-
Absentee	-	-	-	-	-	-
Early Vote	-	-	-	-	-	-
Provisional	-	-	-	-	-	-
Total	-	-	-	-	-	-
06902						
Polling	-	-	-	-	-	-
Absentee	-	-	-	-	-	-
Early Vote	-	-	-	-	-	-
Provisional	-	-	-	-	-	-
Total	-	-	-	-	-	-
07001						
Polling	-	-	-	-	-	-
Absentee	-	-	-	-	-	-
Early Vote	-	-	-	-	-	-
Provisional	-	-	-	-	-	-
Total	-	-	-	-	-	-
07002						
Polling	-	-	-	-	-	-
Absentee	-	-	-	-	-	-
Early Vote	-	-	-	-	-	-
Provisional	-	-	-	-	-	-
Total	-	-	-	-	-	-
07104						
Polling	-	-	-	-	-	-
Absentee	-	-	-	-	-	-
Early Vote	-	-	-	-	-	-
Provisional	-	-	-	-	-	-
Total	-	-	-	-	-	-
07203						
Polling	-	-	-	-	-	-
Absentee	-	-	-	-	-	-
Early Vote	-	-	-	-	-	-
Provisional	-	-	-	-	-	-
Total	-	-	-	-	-	-
07207						
Polling	-	-	-	-	-	-
Absentee	-	-	-	-	-	-
Early Vote	-	-	-	-	-	-
Provisional	-	-	-	-	-	-

RETRIEVED FROM DEMOCRACYDOCKET.COM

Statement of Votes Cast
Shelby County, TN
State and Federal General Election _Municipal Elections
November 6, 2018
SOVC For Jurisdiction Wide, All Counters, All Races
Official Combined Results

BARTLETT ALDERMAN POST 2

	Reg. Voters	Times Counted	Total Votes	Mitch Arnold	Emily Elliott	Write-In Votes
Total	-	-	-	-	-	-
07301						
Polling	-	-	-	-	-	-
Absentee	-	-	-	-	-	-
Early Vote	-	-	-	-	-	-
Provisional	-	-	-	-	-	-
Total	-	-	-	-	-	-
07303						
Polling	-	-	-	-	-	-
Absentee	-	-	-	-	-	-
Early Vote	-	-	-	-	-	-
Provisional	-	-	-	-	-	-
Total	-	-	-	-	-	-
07401						
Polling	-	-	-	-	-	-
Absentee	-	-	-	-	-	-
Early Vote	-	-	-	-	-	-
Provisional	-	-	-	-	-	-
Total	-	-	-	-	-	-
07402						
Polling	-	-	-	-	-	-
Absentee	-	-	-	-	-	-
Early Vote	-	-	-	-	-	-
Provisional	-	-	-	-	-	-
Total	-	-	-	-	-	-
07405						
Polling	-	-	-	-	-	-
Absentee	-	-	-	-	-	-
Early Vote	-	-	-	-	-	-
Provisional	-	-	-	-	-	-
Total	-	-	-	-	-	-
07409						
Polling	-	-	-	-	-	-
Absentee	-	-	-	-	-	-
Early Vote	-	-	-	-	-	-
Provisional	-	-	-	-	-	-
Total	-	-	-	-	-	-
07501						
Polling	-	-	-	-	-	-
Absentee	-	-	-	-	-	-
Early Vote	-	-	-	-	-	-
Provisional	-	-	-	-	-	-
Total	-	-	-	-	-	-
07506						
Polling	-	-	-	-	-	-
Absentee	-	-	-	-	-	-
Early Vote	-	-	-	-	-	-
Provisional	-	-	-	-	-	-
Total	-	-	-	-	-	-
07507						
Polling	-	-	-	-	-	-
Absentee	-	-	-	-	-	-
Early Vote	-	-	-	-	-	-
Provisional	-	-	-	-	-	-
Total	-	-	-	-	-	-
07511						
Polling	-	-	-	-	-	-
Absentee	-	-	-	-	-	-

RETRIEVED FROM DEMOCRACYDOCKET.COM

Statement of Votes Cast
Shelby County, TN
State and Federal General Election _Municipal Elections
November 6, 2018
SOVC For Jurisdiction Wide, All Counters, All Races
Official Combined Results

BARTLETT ALDERMAN POST 2

	Reg. Voters	Times Counted	Total Votes	Mitch Arnold		Emily Elliott		Write-In Votes	
Early Vote	-	-	-	-	-	-	-	-	-
Provisional	-	-	-	-	-	-	-	-	-
Total	-	-	-	-	-	-	-	-	-
07604									
Polling	-	-	-	-	-	-	-	-	-
Absentee	-	-	-	-	-	-	-	-	-
Early Vote	-	-	-	-	-	-	-	-	-
Provisional	-	-	-	-	-	-	-	-	-
Total	-	-	-	-	-	-	-	-	-
07605									
Polling	-	-	-	-	-	-	-	-	-
Absentee	-	-	-	-	-	-	-	-	-
Early Vote	-	-	-	-	-	-	-	-	-
Provisional	-	-	-	-	-	-	-	-	-
Total	-	-	-	-	-	-	-	-	-
07606									
Polling	-	-	-	-	-	-	-	-	-
Absentee	-	-	-	-	-	-	-	-	-
Early Vote	-	-	-	-	-	-	-	-	-
Provisional	-	-	-	-	-	-	-	-	-
Total	-	-	-	-	-	-	-	-	-
07701									
Polling	-	-	-	-	-	-	-	-	-
Absentee	-	-	-	-	-	-	-	-	-
Early Vote	-	-	-	-	-	-	-	-	-
Provisional	-	-	-	-	-	-	-	-	-
Total	-	-	-	-	-	-	-	-	-
07703									
Polling	-	-	-	-	-	-	-	-	-
Absentee	-	-	-	-	-	-	-	-	-
Early Vote	-	-	-	-	-	-	-	-	-
Provisional	-	-	-	-	-	-	-	-	-
Total	-	-	-	-	-	-	-	-	-
07803									
Polling	-	-	-	-	-	-	-	-	-
Absentee	-	-	-	-	-	-	-	-	-
Early Vote	-	-	-	-	-	-	-	-	-
Provisional	-	-	-	-	-	-	-	-	-
Total	-	-	-	-	-	-	-	-	-
07901									
Polling	-	-	-	-	-	-	-	-	-
Absentee	-	-	-	-	-	-	-	-	-
Early Vote	-	-	-	-	-	-	-	-	-
Provisional	-	-	-	-	-	-	-	-	-
Total	-	-	-	-	-	-	-	-	-
07902									
Polling	-	-	-	-	-	-	-	-	-
Absentee	-	-	-	-	-	-	-	-	-
Early Vote	-	-	-	-	-	-	-	-	-
Provisional	-	-	-	-	-	-	-	-	-
Total	-	-	-	-	-	-	-	-	-
07903									
Polling	-	-	-	-	-	-	-	-	-
Absentee	-	-	-	-	-	-	-	-	-
Early Vote	-	-	-	-	-	-	-	-	-
Provisional	-	-	-	-	-	-	-	-	-
Total	-	-	-	-	-	-	-	-	-
07907									

RETRIEVED FROM DEMOCRACYDOCKET.COM

Statement of Votes Cast
Shelby County, TN
State and Federal General Election _Municipal Elections
November 6, 2018
SOVC For Jurisdiction Wide, All Counters, All Races
Official Combined Results

	BARTLETT ALDERMAN POST 2					
	Reg. Voters	Times Counted	Total Votes	Mitch Arnold	Emily Elliott	Write-In Votes
Polling	-	-	-	-	-	-
Absentee	-	-	-	-	-	-
Early Vote	-	-	-	-	-	-
Provisional	-	-	-	-	-	-
Total	-	-	-	-	-	-
08002						
Polling	-	-	-	-	-	-
Absentee	-	-	-	-	-	-
Early Vote	-	-	-	-	-	-
Provisional	-	-	-	-	-	-
Total	-	-	-	-	-	-
08101						
Polling	-	-	-	-	-	-
Absentee	-	-	-	-	-	-
Early Vote	-	-	-	-	-	-
Provisional	-	-	-	-	-	-
Total	-	-	-	-	-	-
08103						
Polling	-	-	-	-	-	-
Absentee	-	-	-	-	-	-
Early Vote	-	-	-	-	-	-
Provisional	-	-	-	-	-	-
Total	-	-	-	-	-	-
08105						
Polling	-	-	-	-	-	-
Absentee	-	-	-	-	-	-
Early Vote	-	-	-	-	-	-
Provisional	-	-	-	-	-	-
Total	-	-	-	-	-	-
08107						
Polling	-	-	-	-	-	-
Absentee	-	-	-	-	-	-
Early Vote	-	-	-	-	-	-
Provisional	-	-	-	-	-	-
Total	-	-	-	-	-	-
08202						
Polling	-	-	-	-	-	-
Absentee	-	-	-	-	-	-
Early Vote	-	-	-	-	-	-
Provisional	-	-	-	-	-	-
Total	-	-	-	-	-	-
08300						
Polling	-	-	-	-	-	-
Absentee	-	-	-	-	-	-
Early Vote	-	-	-	-	-	-
Provisional	-	-	-	-	-	-
Total	-	-	-	-	-	-
08402						
Polling	-	-	-	-	-	-
Absentee	-	-	-	-	-	-
Early Vote	-	-	-	-	-	-
Provisional	-	-	-	-	-	-
Total	-	-	-	-	-	-
08600						
Polling	-	-	-	-	-	-
Absentee	-	-	-	-	-	-
Early Vote	-	-	-	-	-	-
Provisional	-	-	-	-	-	-

RETRIEVED FROM DEMOCRACYDOCKET.COM

Statement of Votes Cast
Shelby County, TN
State and Federal General Election _Municipal Elections
November 6, 2018
SOVC For Jurisdiction Wide, All Counters, All Races
Official Combined Results

	BARTLETT ALDERMAN POST 2								
	Reg. Voters	Times Counted	Total Votes	Mitch Arnold		Emily Elliott		Write-In Votes	
Total	-	-	-	-	-	-	-	-	-
08702									
Polling	-	-	-	-	-	-	-	-	-
Absentee	-	-	-	-	-	-	-	-	-
Early Vote	-	-	-	-	-	-	-	-	-
Provisional	-	-	-	-	-	-	-	-	-
Total	-	-	-	-	-	-	-	-	-
08703									
Polling	-	-	-	-	-	-	-	-	-
Absentee	-	-	-	-	-	-	-	-	-
Early Vote	-	-	-	-	-	-	-	-	-
Provisional	-	-	-	-	-	-	-	-	-
Total	-	-	-	-	-	-	-	-	-
08704									
Polling	1	1	0	0	-	0	-	0	-
Absentee	1	0	0	0	-	0	-	0	-
Early Vote	1	0	0	0	-	0	-	0	-
Provisional	1	0	0	0	-	0	-	0	-
Total	1	1	0	0	-	0	-	0	-
08802									
Polling	-	-	-	-	-	-	-	-	-
Absentee	-	-	-	-	-	-	-	-	-
Early Vote	-	-	-	-	-	-	-	-	-
Provisional	-	-	-	-	-	-	-	-	-
Total	-	-	-	-	-	-	-	-	-
08803									
Polling	-	-	-	-	-	-	-	-	-
Absentee	-	-	-	-	-	-	-	-	-
Early Vote	-	-	-	-	-	-	-	-	-
Provisional	-	-	-	-	-	-	-	-	-
Total	-	-	-	-	-	-	-	-	-
08804									
Polling	-	-	-	-	-	-	-	-	-
Absentee	-	-	-	-	-	-	-	-	-
Early Vote	-	-	-	-	-	-	-	-	-
Provisional	-	-	-	-	-	-	-	-	-
Total	-	-	-	-	-	-	-	-	-
08901									
Polling	-	-	-	-	-	-	-	-	-
Absentee	-	-	-	-	-	-	-	-	-
Early Vote	-	-	-	-	-	-	-	-	-
Provisional	-	-	-	-	-	-	-	-	-
Total	-	-	-	-	-	-	-	-	-
08902									
Polling	-	-	-	-	-	-	-	-	-
Absentee	-	-	-	-	-	-	-	-	-
Early Vote	-	-	-	-	-	-	-	-	-
Provisional	-	-	-	-	-	-	-	-	-
Total	-	-	-	-	-	-	-	-	-
09002									
Polling	-	-	-	-	-	-	-	-	-
Absentee	-	-	-	-	-	-	-	-	-
Early Vote	-	-	-	-	-	-	-	-	-
Provisional	-	-	-	-	-	-	-	-	-
Total	-	-	-	-	-	-	-	-	-
09003									
Polling	-	-	-	-	-	-	-	-	-
Absentee	-	-	-	-	-	-	-	-	-

RETRIEVED FROM DEMOCRACYDOCKET.COM

Statement of Votes Cast
Shelby County, TN
State and Federal General Election _Municipal Elections
November 6, 2018
SOVC For Jurisdiction Wide, All Counters, All Races
Official Combined Results

	BARTLETT ALDERMAN POST 2					
	Reg. Voters	Times Counted	Total Votes	Mitch Arnold	Emily Elliott	Write-In Votes
Early Vote	-	-	-	-	-	-
Provisional	-	-	-	-	-	-
Total	-	-	-	-	-	-
09101						
Polling	-	-	-	-	-	-
Absentee	-	-	-	-	-	-
Early Vote	-	-	-	-	-	-
Provisional	-	-	-	-	-	-
Total	-	-	-	-	-	-
09102						
Polling	-	-	-	-	-	-
Absentee	-	-	-	-	-	-
Early Vote	-	-	-	-	-	-
Provisional	-	-	-	-	-	-
Total	-	-	-	-	-	-
09104						
Polling	-	-	-	-	-	-
Absentee	-	-	-	-	-	-
Early Vote	-	-	-	-	-	-
Provisional	-	-	-	-	-	-
Total	-	-	-	-	-	-
09201						
Polling	-	-	-	-	-	-
Absentee	-	-	-	-	-	-
Early Vote	-	-	-	-	-	-
Provisional	-	-	-	-	-	-
Total	-	-	-	-	-	-
09301						
Polling	-	-	-	-	-	-
Absentee	-	-	-	-	-	-
Early Vote	-	-	-	-	-	-
Provisional	-	-	-	-	-	-
Total	-	-	-	-	-	-
09303						
Polling	-	-	-	-	-	-
Absentee	-	-	-	-	-	-
Early Vote	-	-	-	-	-	-
Provisional	-	-	-	-	-	-
Total	-	-	-	-	-	-
09403						
Polling	-	-	-	-	-	-
Absentee	-	-	-	-	-	-
Early Vote	-	-	-	-	-	-
Provisional	-	-	-	-	-	-
Total	-	-	-	-	-	-
09406						
Polling	-	-	-	-	-	-
Absentee	-	-	-	-	-	-
Early Vote	-	-	-	-	-	-
Provisional	-	-	-	-	-	-
Total	-	-	-	-	-	-
09407						
Polling	-	-	-	-	-	-
Absentee	-	-	-	-	-	-
Early Vote	-	-	-	-	-	-
Provisional	-	-	-	-	-	-
Total	-	-	-	-	-	-
09408						

RETRIEVED FROM DEMOCRACYDOCKET.COM

Statement of Votes Cast
Shelby County, TN
State and Federal General Election _Municipal Elections
November 6, 2018
SOVC For Jurisdiction Wide, All Counters, All Races
Official Combined Results

	BARTLETT ALDERMAN POST 2					
	Reg. Voters	Times Counted	Total Votes	Mitch Arnold	Emily Elliott	Write-In Votes
Polling	-	-	-	-	-	-
Absentee	-	-	-	-	-	-
Early Vote	-	-	-	-	-	-
Provisional	-	-	-	-	-	-
Total	-	-	-	-	-	-
09501						
Polling	-	-	-	-	-	-
Absentee	-	-	-	-	-	-
Early Vote	-	-	-	-	-	-
Provisional	-	-	-	-	-	-
Total	-	-	-	-	-	-
09505						
Polling	-	-	-	-	-	-
Absentee	-	-	-	-	-	-
Early Vote	-	-	-	-	-	-
Provisional	-	-	-	-	-	-
Total	-	-	-	-	-	-
09506						
Polling	-	-	-	-	-	-
Absentee	-	-	-	-	-	-
Early Vote	-	-	-	-	-	-
Provisional	-	-	-	-	-	-
Total	-	-	-	-	-	-
09507						
Polling	-	-	-	-	-	-
Absentee	-	-	-	-	-	-
Early Vote	-	-	-	-	-	-
Provisional	-	-	-	-	-	-
Total	-	-	-	-	-	-
09508						
Polling	-	-	-	-	-	-
Absentee	-	-	-	-	-	-
Early Vote	-	-	-	-	-	-
Provisional	-	-	-	-	-	-
Total	-	-	-	-	-	-
09601						
Polling	-	-	-	-	-	-
Absentee	-	-	-	-	-	-
Early Vote	-	-	-	-	-	-
Provisional	-	-	-	-	-	-
Total	-	-	-	-	-	-
09602						
Polling	-	-	-	-	-	-
Absentee	-	-	-	-	-	-
Early Vote	-	-	-	-	-	-
Provisional	-	-	-	-	-	-
Total	-	-	-	-	-	-
ARL01						
Polling	-	-	-	-	-	-
Absentee	-	-	-	-	-	-
Early Vote	-	-	-	-	-	-
Provisional	-	-	-	-	-	-
Total	-	-	-	-	-	-
ARL02						
Polling	-	-	-	-	-	-
Absentee	-	-	-	-	-	-
Early Vote	-	-	-	-	-	-
Provisional	-	-	-	-	-	-

RETRIEVED FROM DEMOCRACYDOCKET.COM

Statement of Votes Cast
Shelby County, TN
State and Federal General Election _Municipal Elections
November 6, 2018
SOVC For Jurisdiction Wide, All Counters, All Races
Official Combined Results

BARTLETT ALDERMAN POST 2

	Reg. Voters	Times Counted	Total Votes	Mitch Arnold		Emily Elliott		Write-In Votes	
Total	-	-	-	-	-	-	-	-	-
BAR03									
Polling	3245	604	519	209	40.27%	308	59.34%	2	0.39%
Absentee	3245	27	21	9	42.86%	11	52.38%	1	4.76%
Early Vote	3245	1372	1229	436	35.48%	793	64.52%	0	0.00%
Provisional	3245	1	1	1	100.00%	0	0.00%	0	0.00%
Total	3245	2004	1770	655	37.01%	1112	62.82%	3	0.17%
BAR04									
Polling	4846	715	610	223	36.56%	385	63.11%	2	0.33%
Absentee	4846	26	22	8	36.36%	14	63.64%	0	0.00%
Early Vote	4846	1976	1691	647	38.26%	1038	61.38%	6	0.35%
Provisional	4846	8	5	2	40.00%	3	60.00%	0	0.00%
Total	4846	2725	2328	880	37.80%	1440	61.86%	8	0.34%
BAR05									
Polling	4505	1010	851	385	45.24%	465	54.64%	1	0.12%
Absentee	4505	39	31	6	19.35%	25	80.65%	0	0.00%
Early Vote	4505	1563	1330	495	37.22%	827	62.18%	8	0.60%
Provisional	4505	9	6	2	33.33%	4	66.67%	0	0.00%
Total	4505	2621	2218	888	40.04%	1321	59.56%	9	0.41%
BAR06									
Polling	3558	730	641	223	34.79%	417	65.05%	1	0.16%
Absentee	3558	15	14	1	7.14%	13	92.86%	0	0.00%
Early Vote	3558	1179	1032	336	32.56%	690	66.86%	6	0.58%
Provisional	3558	8	5	1	20.00%	4	80.00%	0	0.00%
Total	3558	1932	1692	561	33.16%	1124	66.43%	7	0.41%
BAR08									
Polling	5451	896	785	331	42.17%	451	57.45%	3	0.38%
Absentee	5451	34	26	8	30.77%	18	69.23%	0	0.00%
Early Vote	5451	2257	1979	663	33.50%	1312	66.30%	4	0.20%
Provisional	5451	8	8	4	50.00%	4	50.00%	0	0.00%
Total	5451	3195	2798	1006	35.95%	1785	63.80%	7	0.25%
BAR09									
Polling	4396	820	701	297	42.37%	402	57.35%	2	0.29%
Absentee	4396	90	60	18	30.00%	41	68.33%	1	1.67%
Early Vote	4396	1655	1424	514	36.10%	906	63.62%	4	0.28%
Provisional	4396	1	1	0	0.00%	1	100.00%	0	0.00%
Total	4396	2566	2186	829	37.92%	1350	61.76%	7	0.32%
BAR11									
Polling	2934	632	552	247	44.75%	302	54.71%	3	0.54%
Absentee	2934	63	37	13	35.14%	24	64.86%	0	0.00%
Early Vote	2934	1135	998	408	40.88%	585	58.62%	5	0.50%
Provisional	2934	4	4	1	25.00%	3	75.00%	0	0.00%
Total	2934	1834	1591	669	42.05%	914	57.45%	8	0.50%
BAR13									
Polling	5318	967	819	287	35.04%	531	64.84%	1	0.12%
Absentee	5318	30	26	8	30.77%	17	65.38%	1	3.85%
Early Vote	5318	2029	1727	586	33.93%	1136	65.78%	5	0.29%
Provisional	5318	6	5	3	60.00%	2	40.00%	0	0.00%
Total	5318	3032	2577	884	34.30%	1686	65.42%	7	0.27%
BRU01									
Polling	2559	477	379	137	36.15%	241	63.59%	1	0.26%
Absentee	2559	22	19	2	10.53%	17	89.47%	0	0.00%
Early Vote	2559	1155	913	388	42.50%	524	57.39%	1	0.11%
Provisional	2559	9	6	2	33.33%	4	66.67%	0	0.00%
Total	2559	1663	1317	529	40.17%	786	59.68%	2	0.15%
BRU02									
Polling	4781	953	816	327	40.07%	485	59.44%	4	0.49%
Absentee	4781	22	19	5	26.32%	13	68.42%	1	5.26%

RETRIEVED FROM DEMOCRACYDOCKET.COM

Statement of Votes Cast
Shelby County, TN
State and Federal General Election _Municipal Elections
November 6, 2018
SOVC For Jurisdiction Wide, All Counters, All Races
Official Combined Results

BARTLETT ALDERMAN POST 2

	Reg. Voters	Times Counted	Total Votes	Mitch Arnold		Emily Elliott		Write-In Votes	
Early Vote	4781	1864	1558	587	37.68%	968	62.13%	3	0.19%
Provisional	4781	11	9	2	22.22%	7	77.78%	0	0.00%
Total	4781	2850	2402	921	38.34%	1473	61.32%	8	0.33%
COL01									
Polling	-	-	-	-	-	-	-	-	-
Absentee	-	-	-	-	-	-	-	-	-
Early Vote	-	-	-	-	-	-	-	-	-
Provisional	-	-	-	-	-	-	-	-	-
Total	-	-	-	-	-	-	-	-	-
COL02									
Polling	-	-	-	-	-	-	-	-	-
Absentee	-	-	-	-	-	-	-	-	-
Early Vote	-	-	-	-	-	-	-	-	-
Provisional	-	-	-	-	-	-	-	-	-
Total	-	-	-	-	-	-	-	-	-
COL03									
Polling	-	-	-	-	-	-	-	-	-
Absentee	-	-	-	-	-	-	-	-	-
Early Vote	-	-	-	-	-	-	-	-	-
Provisional	-	-	-	-	-	-	-	-	-
Total	-	-	-	-	-	-	-	-	-
COL04									
Polling	-	-	-	-	-	-	-	-	-
Absentee	-	-	-	-	-	-	-	-	-
Early Vote	-	-	-	-	-	-	-	-	-
Provisional	-	-	-	-	-	-	-	-	-
Total	-	-	-	-	-	-	-	-	-
COL05									
Polling	-	-	-	-	-	-	-	-	-
Absentee	-	-	-	-	-	-	-	-	-
Early Vote	-	-	-	-	-	-	-	-	-
Provisional	-	-	-	-	-	-	-	-	-
Total	-	-	-	-	-	-	-	-	-
COL06									
Polling	-	-	-	-	-	-	-	-	-
Absentee	-	-	-	-	-	-	-	-	-
Early Vote	-	-	-	-	-	-	-	-	-
Provisional	-	-	-	-	-	-	-	-	-
Total	-	-	-	-	-	-	-	-	-
COL07									
Polling	-	-	-	-	-	-	-	-	-
Absentee	-	-	-	-	-	-	-	-	-
Early Vote	-	-	-	-	-	-	-	-	-
Provisional	-	-	-	-	-	-	-	-	-
Total	-	-	-	-	-	-	-	-	-
COL08									
Polling	-	-	-	-	-	-	-	-	-
Absentee	-	-	-	-	-	-	-	-	-
Early Vote	-	-	-	-	-	-	-	-	-
Provisional	-	-	-	-	-	-	-	-	-
Total	-	-	-	-	-	-	-	-	-
COL09									
Polling	-	-	-	-	-	-	-	-	-
Absentee	-	-	-	-	-	-	-	-	-
Early Vote	-	-	-	-	-	-	-	-	-
Provisional	-	-	-	-	-	-	-	-	-
Total	-	-	-	-	-	-	-	-	-
COR03									

RETRIEVED FROM DEMOCRACYDOCKET.COM

Statement of Votes Cast
Shelby County, TN
State and Federal General Election _Municipal Elections
November 6, 2018
SOVC For Jurisdiction Wide, All Counters, All Races
Official Combined Results

	BARTLETT ALDERMAN POST 2					
	Reg. Voters	Times Counted	Total Votes	Mitch Arnold	Emily Elliott	Write-In Votes
Polling	-	-	-	-	-	-
Absentee	-	-	-	-	-	-
Early Vote	-	-	-	-	-	-
Provisional	-	-	-	-	-	-
Total	-	-	-	-	-	-
COR04						
Polling	-	-	-	-	-	-
Absentee	-	-	-	-	-	-
Early Vote	-	-	-	-	-	-
Provisional	-	-	-	-	-	-
Total	-	-	-	-	-	-
COR05						
Polling	-	-	-	-	-	-
Absentee	-	-	-	-	-	-
Early Vote	-	-	-	-	-	-
Provisional	-	-	-	-	-	-
Total	-	-	-	-	-	-
EAD00						
Polling	-	-	-	-	-	-
Absentee	-	-	-	-	-	-
Early Vote	-	-	-	-	-	-
Provisional	-	-	-	-	-	-
Total	-	-	-	-	-	-
FOR01						
Polling	-	-	-	-	-	-
Absentee	-	-	-	-	-	-
Early Vote	-	-	-	-	-	-
Provisional	-	-	-	-	-	-
Total	-	-	-	-	-	-
FOR02						
Polling	-	-	-	-	-	-
Absentee	-	-	-	-	-	-
Early Vote	-	-	-	-	-	-
Provisional	-	-	-	-	-	-
Total	-	-	-	-	-	-
FOR03						
Polling	-	-	-	-	-	-
Absentee	-	-	-	-	-	-
Early Vote	-	-	-	-	-	-
Provisional	-	-	-	-	-	-
Total	-	-	-	-	-	-
GER02						
Polling	-	-	-	-	-	-
Absentee	-	-	-	-	-	-
Early Vote	-	-	-	-	-	-
Provisional	-	-	-	-	-	-
Total	-	-	-	-	-	-
GER03						
Polling	-	-	-	-	-	-
Absentee	-	-	-	-	-	-
Early Vote	-	-	-	-	-	-
Provisional	-	-	-	-	-	-
Total	-	-	-	-	-	-
GER04						
Polling	-	-	-	-	-	-
Absentee	-	-	-	-	-	-
Early Vote	-	-	-	-	-	-
Provisional	-	-	-	-	-	-

RETRIEVED FROM DEMOCRACYDOCKET.COM

Statement of Votes Cast
Shelby County, TN
State and Federal General Election _Municipal Elections
November 6, 2018
SOVC For Jurisdiction Wide, All Counters, All Races
Official Combined Results

	BARTLETT ALDERMAN POST 2					
	Reg. Voters	Times Counted	Total Votes	Mitch Arnold	Emily Elliott	Write-In Votes
Total	-	-	-	-	-	-
GER05						
Polling	-	-	-	-	-	-
Absentee	-	-	-	-	-	-
Early Vote	-	-	-	-	-	-
Provisional	-	-	-	-	-	-
Total	-	-	-	-	-	-
GER06						
Polling	-	-	-	-	-	-
Absentee	-	-	-	-	-	-
Early Vote	-	-	-	-	-	-
Provisional	-	-	-	-	-	-
Total	-	-	-	-	-	-
GER08						
Polling	-	-	-	-	-	-
Absentee	-	-	-	-	-	-
Early Vote	-	-	-	-	-	-
Provisional	-	-	-	-	-	-
Total	-	-	-	-	-	-
GER10						
Polling	-	-	-	-	-	-
Absentee	-	-	-	-	-	-
Early Vote	-	-	-	-	-	-
Provisional	-	-	-	-	-	-
Total	-	-	-	-	-	-
GER11						
Polling	-	-	-	-	-	-
Absentee	-	-	-	-	-	-
Early Vote	-	-	-	-	-	-
Provisional	-	-	-	-	-	-
Total	-	-	-	-	-	-
GER12						
Polling	-	-	-	-	-	-
Absentee	-	-	-	-	-	-
Early Vote	-	-	-	-	-	-
Provisional	-	-	-	-	-	-
Total	-	-	-	-	-	-
LAK01						
Polling	-	-	-	-	-	-
Absentee	-	-	-	-	-	-
Early Vote	-	-	-	-	-	-
Provisional	-	-	-	-	-	-
Total	-	-	-	-	-	-
LAK02						
Polling	-	-	-	-	-	-
Absentee	-	-	-	-	-	-
Early Vote	-	-	-	-	-	-
Provisional	-	-	-	-	-	-
Total	-	-	-	-	-	-
LUC01						
Polling	-	-	-	-	-	-
Absentee	-	-	-	-	-	-
Early Vote	-	-	-	-	-	-
Provisional	-	-	-	-	-	-
Total	-	-	-	-	-	-
LUC03						
Polling	-	-	-	-	-	-
Absentee	-	-	-	-	-	-

RETRIEVED FROM DEMOCRACYDOCKET.COM

Statement of Votes Cast
Shelby County, TN
State and Federal General Election _Municipal Elections
November 6, 2018
SOVC For Jurisdiction Wide, All Counters, All Races
Official Combined Results

	BARTLETT ALDERMAN POST 2								
	Reg. Voters	Times Counted	Total Votes	Mitch Arnold		Emily Elliott		Write-In Votes	
Early Vote	-	-	-	-	-	-	-	-	-
Provisional	-	-	-	-	-	-	-	-	-
Total	-	-	-	-	-	-	-	-	-
MCC00									
Polling	-	-	-	-	-	-	-	-	-
Absentee	-	-	-	-	-	-	-	-	-
Early Vote	-	-	-	-	-	-	-	-	-
Provisional	-	-	-	-	-	-	-	-	-
Total	-	-	-	-	-	-	-	-	-
MIL01									
Polling	-	-	-	-	-	-	-	-	-
Absentee	-	-	-	-	-	-	-	-	-
Early Vote	-	-	-	-	-	-	-	-	-
Provisional	-	-	-	-	-	-	-	-	-
Total	-	-	-	-	-	-	-	-	-
MIL02									
Polling	-	-	-	-	-	-	-	-	-
Absentee	-	-	-	-	-	-	-	-	-
Early Vote	-	-	-	-	-	-	-	-	-
Provisional	-	-	-	-	-	-	-	-	-
Total	-	-	-	-	-	-	-	-	-
MOR01									
Polling	-	-	-	-	-	-	-	-	-
Absentee	-	-	-	-	-	-	-	-	-
Early Vote	-	-	-	-	-	-	-	-	-
Provisional	-	-	-	-	-	-	-	-	-
Total	-	-	-	-	-	-	-	-	-
MOR02									
Polling	-	-	-	-	-	-	-	-	-
Absentee	-	-	-	-	-	-	-	-	-
Early Vote	-	-	-	-	-	-	-	-	-
Provisional	-	-	-	-	-	-	-	-	-
Total	-	-	-	-	-	-	-	-	-
ROS05									
Polling	-	-	-	-	-	-	-	-	-
Absentee	-	-	-	-	-	-	-	-	-
Early Vote	-	-	-	-	-	-	-	-	-
Provisional	-	-	-	-	-	-	-	-	-
Total	-	-	-	-	-	-	-	-	-
ROS13									
Polling	-	-	-	-	-	-	-	-	-
Absentee	-	-	-	-	-	-	-	-	-
Early Vote	-	-	-	-	-	-	-	-	-
Provisional	-	-	-	-	-	-	-	-	-
Total	-	-	-	-	-	-	-	-	-
ROS14									
Polling	-	-	-	-	-	-	-	-	-
Absentee	-	-	-	-	-	-	-	-	-
Early Vote	-	-	-	-	-	-	-	-	-
Provisional	-	-	-	-	-	-	-	-	-
Total	-	-	-	-	-	-	-	-	-
ROS15									
Polling	-	-	-	-	-	-	-	-	-
Absentee	-	-	-	-	-	-	-	-	-
Early Vote	-	-	-	-	-	-	-	-	-
Provisional	-	-	-	-	-	-	-	-	-
Total	-	-	-	-	-	-	-	-	-
ROS16									

RETRIEVED FROM DEMOCRACYDOCKET.COM

Statement of Votes Cast
Shelby County, TN
State and Federal General Election _Municipal Elections
November 6, 2018
SOVC For Jurisdiction Wide, All Counters, All Races
Official Combined Results

BARTLETT ALDERMAN POST 2

	Reg. Voters	Times Counted	Total Votes	Mitch Arnold		Emily Elliott		Write-In Votes	
Polling	-	-	-	-	-	-	-	-	-
Absentee	-	-	-	-	-	-	-	-	-
Early Vote	-	-	-	-	-	-	-	-	-
Provisional	-	-	-	-	-	-	-	-	-
Total	-	-	-	-	-	-	-	-	-
STE00									
Polling	-	-	-	-	-	-	-	-	-
Absentee	-	-	-	-	-	-	-	-	-
Early Vote	-	-	-	-	-	-	-	-	-
Provisional	-	-	-	-	-	-	-	-	-
Total	-	-	-	-	-	-	-	-	-
Total									
Polling	41594	7805	6673	2666	39.95%	3987	59.75%	20	0.30%
Absentee	41594	368	275	78	28.36%	193	70.18%	4	1.45%
Early Vote	41594	16185	13881	5060	36.45%	8779	63.24%	42	0.30%
Provisional	41594	65	50	18	36.00%	32	64.00%	0	0.00%
Total	41594	24423	20879	7822	37.46%	12991	62.22%	66	0.32%

RETRIEVED FROM DEMOCRACYDOCKET.COM

Statement of Votes Cast
Shelby County, TN
State and Federal General Election _Municipal Elections
November 6, 2018
SOVC For Jurisdiction Wide, All Counters, All Races
Official Combined Results

	BARTLETT ALDERMAN POST 3					
	Reg. Voters	Times Counted	Total Votes	David Parsons	Write-In Votes	
Jurisdiction Wide						
00100						
Polling	-	-	-	-	-	-
Absentee	-	-	-	-	-	-
Early Vote	-	-	-	-	-	-
Provisional	-	-	-	-	-	-
Total	-	-	-	-	-	-
00200						
Polling	-	-	-	-	-	-
Absentee	-	-	-	-	-	-
Early Vote	-	-	-	-	-	-
Provisional	-	-	-	-	-	-
Total	-	-	-	-	-	-
01100						
Polling	-	-	-	-	-	-
Absentee	-	-	-	-	-	-
Early Vote	-	-	-	-	-	-
Provisional	-	-	-	-	-	-
Total	-	-	-	-	-	-
01200						
Polling	-	-	-	-	-	-
Absentee	-	-	-	-	-	-
Early Vote	-	-	-	-	-	-
Provisional	-	-	-	-	-	-
Total	-	-	-	-	-	-
01300						
Polling	-	-	-	-	-	-
Absentee	-	-	-	-	-	-
Early Vote	-	-	-	-	-	-
Provisional	-	-	-	-	-	-
Total	-	-	-	-	-	-
01601						
Polling	-	-	-	-	-	-
Absentee	-	-	-	-	-	-
Early Vote	-	-	-	-	-	-
Provisional	-	-	-	-	-	-
Total	-	-	-	-	-	-
01603						
Polling	-	-	-	-	-	-
Absentee	-	-	-	-	-	-
Early Vote	-	-	-	-	-	-
Provisional	-	-	-	-	-	-
Total	-	-	-	-	-	-
01700						
Polling	-	-	-	-	-	-
Absentee	-	-	-	-	-	-
Early Vote	-	-	-	-	-	-
Provisional	-	-	-	-	-	-
Total	-	-	-	-	-	-
02001						
Polling	-	-	-	-	-	-
Absentee	-	-	-	-	-	-
Early Vote	-	-	-	-	-	-
Provisional	-	-	-	-	-	-
Total	-	-	-	-	-	-
02003						
Polling	-	-	-	-	-	-
Absentee	-	-	-	-	-	-

RETRIEVED FROM DEMOCRACYDOCKET.COM

Statement of Votes Cast
Shelby County, TN
State and Federal General Election _Municipal Elections
November 6, 2018
SOVC For Jurisdiction Wide, All Counters, All Races
Official Combined Results

	BARTLETT ALDERMAN POST 3					
	Reg. Voters	Times Counted	Total Votes	David Parsons	Write-In Votes	
Early Vote	-	-	-	-	-	-
Provisional	-	-	-	-	-	-
Total	-	-	-	-	-	-
02100						
Polling	-	-	-	-	-	-
Absentee	-	-	-	-	-	-
Early Vote	-	-	-	-	-	-
Provisional	-	-	-	-	-	-
Total	-	-	-	-	-	-
02600						
Polling	-	-	-	-	-	-
Absentee	-	-	-	-	-	-
Early Vote	-	-	-	-	-	-
Provisional	-	-	-	-	-	-
Total	-	-	-	-	-	-
02800						
Polling	-	-	-	-	-	-
Absentee	-	-	-	-	-	-
Early Vote	-	-	-	-	-	-
Provisional	-	-	-	-	-	-
Total	-	-	-	-	-	-
03102						
Polling	-	-	-	-	-	-
Absentee	-	-	-	-	-	-
Early Vote	-	-	-	-	-	-
Provisional	-	-	-	-	-	-
Total	-	-	-	-	-	-
03104						
Polling	-	-	-	-	-	-
Absentee	-	-	-	-	-	-
Early Vote	-	-	-	-	-	-
Provisional	-	-	-	-	-	-
Total	-	-	-	-	-	-
03300						
Polling	-	-	-	-	-	-
Absentee	-	-	-	-	-	-
Early Vote	-	-	-	-	-	-
Provisional	-	-	-	-	-	-
Total	-	-	-	-	-	-
03402						
Polling	-	-	-	-	-	-
Absentee	-	-	-	-	-	-
Early Vote	-	-	-	-	-	-
Provisional	-	-	-	-	-	-
Total	-	-	-	-	-	-
03601						
Polling	-	-	-	-	-	-
Absentee	-	-	-	-	-	-
Early Vote	-	-	-	-	-	-
Provisional	-	-	-	-	-	-
Total	-	-	-	-	-	-
03602						
Polling	-	-	-	-	-	-
Absentee	-	-	-	-	-	-
Early Vote	-	-	-	-	-	-
Provisional	-	-	-	-	-	-
Total	-	-	-	-	-	-
03700						

RETRIEVED FROM DEMOCRACYDOCKET.COM

Statement of Votes Cast
Shelby County, TN
State and Federal General Election _Municipal Elections
November 6, 2018
SOVC For Jurisdiction Wide, All Counters, All Races
Official Combined Results

	BARTLETT ALDERMAN POST 3					
	Reg. Voters	Times Counted	Total Votes	David Parsons		Write-In Votes
Polling	-	-	-	-	-	-
Absentee	-	-	-	-	-	-
Early Vote	-	-	-	-	-	-
Provisional	-	-	-	-	-	-
Total	-	-	-	-	-	-
04103						
Polling	-	-	-	-	-	-
Absentee	-	-	-	-	-	-
Early Vote	-	-	-	-	-	-
Provisional	-	-	-	-	-	-
Total	-	-	-	-	-	-
04201						
Polling	-	-	-	-	-	-
Absentee	-	-	-	-	-	-
Early Vote	-	-	-	-	-	-
Provisional	-	-	-	-	-	-
Total	-	-	-	-	-	-
04401						
Polling	-	-	-	-	-	-
Absentee	-	-	-	-	-	-
Early Vote	-	-	-	-	-	-
Provisional	-	-	-	-	-	-
Total	-	-	-	-	-	-
04405						
Polling	-	-	-	-	-	-
Absentee	-	-	-	-	-	-
Early Vote	-	-	-	-	-	-
Provisional	-	-	-	-	-	-
Total	-	-	-	-	-	-
04502						
Polling	-	-	-	-	-	-
Absentee	-	-	-	-	-	-
Early Vote	-	-	-	-	-	-
Provisional	-	-	-	-	-	-
Total	-	-	-	-	-	-
04504						
Polling	-	-	-	-	-	-
Absentee	-	-	-	-	-	-
Early Vote	-	-	-	-	-	-
Provisional	-	-	-	-	-	-
Total	-	-	-	-	-	-
04602						
Polling	-	-	-	-	-	-
Absentee	-	-	-	-	-	-
Early Vote	-	-	-	-	-	-
Provisional	-	-	-	-	-	-
Total	-	-	-	-	-	-
04700						
Polling	-	-	-	-	-	-
Absentee	-	-	-	-	-	-
Early Vote	-	-	-	-	-	-
Provisional	-	-	-	-	-	-
Total	-	-	-	-	-	-
04900						
Polling	-	-	-	-	-	-
Absentee	-	-	-	-	-	-
Early Vote	-	-	-	-	-	-
Provisional	-	-	-	-	-	-

RETRIEVED FROM DEMOCRACYDOCKET.COM

Statement of Votes Cast
Shelby County, TN
State and Federal General Election _Municipal Elections
November 6, 2018
SOVC For Jurisdiction Wide, All Counters, All Races
Official Combined Results

	BARTLETT ALDERMAN POST 3					
	Reg. Voters	Times Counted	Total Votes	David Parsons	Write-In Votes	
Total	-	-	-	-	-	-
05001						
Polling	-	-	-	-	-	-
Absentee	-	-	-	-	-	-
Early Vote	-	-	-	-	-	-
Provisional	-	-	-	-	-	-
Total	-	-	-	-	-	-
05002						
Polling	-	-	-	-	-	-
Absentee	-	-	-	-	-	-
Early Vote	-	-	-	-	-	-
Provisional	-	-	-	-	-	-
Total	-	-	-	-	-	-
05201						
Polling	-	-	-	-	-	-
Absentee	-	-	-	-	-	-
Early Vote	-	-	-	-	-	-
Provisional	-	-	-	-	-	-
Total	-	-	-	-	-	-
05301						
Polling	-	-	-	-	-	-
Absentee	-	-	-	-	-	-
Early Vote	-	-	-	-	-	-
Provisional	-	-	-	-	-	-
Total	-	-	-	-	-	-
05400						
Polling	-	-	-	-	-	-
Absentee	-	-	-	-	-	-
Early Vote	-	-	-	-	-	-
Provisional	-	-	-	-	-	-
Total	-	-	-	-	-	-
05502						
Polling	-	-	-	-	-	-
Absentee	-	-	-	-	-	-
Early Vote	-	-	-	-	-	-
Provisional	-	-	-	-	-	-
Total	-	-	-	-	-	-
05700						
Polling	-	-	-	-	-	-
Absentee	-	-	-	-	-	-
Early Vote	-	-	-	-	-	-
Provisional	-	-	-	-	-	-
Total	-	-	-	-	-	-
05801						
Polling	-	-	-	-	-	-
Absentee	-	-	-	-	-	-
Early Vote	-	-	-	-	-	-
Provisional	-	-	-	-	-	-
Total	-	-	-	-	-	-
05804						
Polling	-	-	-	-	-	-
Absentee	-	-	-	-	-	-
Early Vote	-	-	-	-	-	-
Provisional	-	-	-	-	-	-
Total	-	-	-	-	-	-
05905						
Polling	-	-	-	-	-	-
Absentee	-	-	-	-	-	-

RETRIEVED FROM DEMOCRACYDOCKET.COM

Statement of Votes Cast
Shelby County, TN
State and Federal General Election _Municipal Elections
November 6, 2018
SOVC For Jurisdiction Wide, All Counters, All Races
Official Combined Results

	BARTLETT ALDERMAN POST 3					
	Reg. Voters	Times Counted	Total Votes	David Parsons	Write-In Votes	
Early Vote	-	-	-	-	-	-
Provisional	-	-	-	-	-	-
Total	-	-	-	-	-	-
06003						
Polling	-	-	-	-	-	-
Absentee	-	-	-	-	-	-
Early Vote	-	-	-	-	-	-
Provisional	-	-	-	-	-	-
Total	-	-	-	-	-	-
06005						
Polling	-	-	-	-	-	-
Absentee	-	-	-	-	-	-
Early Vote	-	-	-	-	-	-
Provisional	-	-	-	-	-	-
Total	-	-	-	-	-	-
06006						
Polling	-	-	-	-	-	-
Absentee	-	-	-	-	-	-
Early Vote	-	-	-	-	-	-
Provisional	-	-	-	-	-	-
Total	-	-	-	-	-	-
06007						
Polling	-	-	-	-	-	-
Absentee	-	-	-	-	-	-
Early Vote	-	-	-	-	-	-
Provisional	-	-	-	-	-	-
Total	-	-	-	-	-	-
06009						
Polling	-	-	-	-	-	-
Absentee	-	-	-	-	-	-
Early Vote	-	-	-	-	-	-
Provisional	-	-	-	-	-	-
Total	-	-	-	-	-	-
06100						
Polling	-	-	-	-	-	-
Absentee	-	-	-	-	-	-
Early Vote	-	-	-	-	-	-
Provisional	-	-	-	-	-	-
Total	-	-	-	-	-	-
06200						
Polling	-	-	-	-	-	-
Absentee	-	-	-	-	-	-
Early Vote	-	-	-	-	-	-
Provisional	-	-	-	-	-	-
Total	-	-	-	-	-	-
06400						
Polling	-	-	-	-	-	-
Absentee	-	-	-	-	-	-
Early Vote	-	-	-	-	-	-
Provisional	-	-	-	-	-	-
Total	-	-	-	-	-	-
06600						
Polling	-	-	-	-	-	-
Absentee	-	-	-	-	-	-
Early Vote	-	-	-	-	-	-
Provisional	-	-	-	-	-	-
Total	-	-	-	-	-	-
06701						

RETRIEVED FROM DEMOCRACYDOCKET.COM

Statement of Votes Cast
Shelby County, TN
State and Federal General Election _Municipal Elections
November 6, 2018
SOVC For Jurisdiction Wide, All Counters, All Races
Official Combined Results

	BARTLETT ALDERMAN POST 3					
	Reg. Voters	Times Counted	Total Votes	David Parsons		Write-In Votes
Polling	-	-	-	-	-	-
Absentee	-	-	-	-	-	-
Early Vote	-	-	-	-	-	-
Provisional	-	-	-	-	-	-
Total	-	-	-	-	-	-
06703						
Polling	-	-	-	-	-	-
Absentee	-	-	-	-	-	-
Early Vote	-	-	-	-	-	-
Provisional	-	-	-	-	-	-
Total	-	-	-	-	-	-
06801						
Polling	-	-	-	-	-	-
Absentee	-	-	-	-	-	-
Early Vote	-	-	-	-	-	-
Provisional	-	-	-	-	-	-
Total	-	-	-	-	-	-
06803						
Polling	-	-	-	-	-	-
Absentee	-	-	-	-	-	-
Early Vote	-	-	-	-	-	-
Provisional	-	-	-	-	-	-
Total	-	-	-	-	-	-
06902						
Polling	-	-	-	-	-	-
Absentee	-	-	-	-	-	-
Early Vote	-	-	-	-	-	-
Provisional	-	-	-	-	-	-
Total	-	-	-	-	-	-
07001						
Polling	-	-	-	-	-	-
Absentee	-	-	-	-	-	-
Early Vote	-	-	-	-	-	-
Provisional	-	-	-	-	-	-
Total	-	-	-	-	-	-
07002						
Polling	-	-	-	-	-	-
Absentee	-	-	-	-	-	-
Early Vote	-	-	-	-	-	-
Provisional	-	-	-	-	-	-
Total	-	-	-	-	-	-
07104						
Polling	-	-	-	-	-	-
Absentee	-	-	-	-	-	-
Early Vote	-	-	-	-	-	-
Provisional	-	-	-	-	-	-
Total	-	-	-	-	-	-
07203						
Polling	-	-	-	-	-	-
Absentee	-	-	-	-	-	-
Early Vote	-	-	-	-	-	-
Provisional	-	-	-	-	-	-
Total	-	-	-	-	-	-
07207						
Polling	-	-	-	-	-	-
Absentee	-	-	-	-	-	-
Early Vote	-	-	-	-	-	-
Provisional	-	-	-	-	-	-

RETRIEVED FROM DEMOCRACYDOCKET.COM

Statement of Votes Cast
Shelby County, TN
State and Federal General Election _Municipal Elections
November 6, 2018
SOVC For Jurisdiction Wide, All Counters, All Races
Official Combined Results

	BARTLETT ALDERMAN POST 3					
	Reg. Voters	Times Counted	Total Votes	David Parsons	Write-In Votes	
Total	-	-	-	-	-	-
07301						
Polling	-	-	-	-	-	-
Absentee	-	-	-	-	-	-
Early Vote	-	-	-	-	-	-
Provisional	-	-	-	-	-	-
Total	-	-	-	-	-	-
07303						
Polling	-	-	-	-	-	-
Absentee	-	-	-	-	-	-
Early Vote	-	-	-	-	-	-
Provisional	-	-	-	-	-	-
Total	-	-	-	-	-	-
07401						
Polling	-	-	-	-	-	-
Absentee	-	-	-	-	-	-
Early Vote	-	-	-	-	-	-
Provisional	-	-	-	-	-	-
Total	-	-	-	-	-	-
07402						
Polling	-	-	-	-	-	-
Absentee	-	-	-	-	-	-
Early Vote	-	-	-	-	-	-
Provisional	-	-	-	-	-	-
Total	-	-	-	-	-	-
07405						
Polling	-	-	-	-	-	-
Absentee	-	-	-	-	-	-
Early Vote	-	-	-	-	-	-
Provisional	-	-	-	-	-	-
Total	-	-	-	-	-	-
07409						
Polling	-	-	-	-	-	-
Absentee	-	-	-	-	-	-
Early Vote	-	-	-	-	-	-
Provisional	-	-	-	-	-	-
Total	-	-	-	-	-	-
07501						
Polling	-	-	-	-	-	-
Absentee	-	-	-	-	-	-
Early Vote	-	-	-	-	-	-
Provisional	-	-	-	-	-	-
Total	-	-	-	-	-	-
07506						
Polling	-	-	-	-	-	-
Absentee	-	-	-	-	-	-
Early Vote	-	-	-	-	-	-
Provisional	-	-	-	-	-	-
Total	-	-	-	-	-	-
07507						
Polling	-	-	-	-	-	-
Absentee	-	-	-	-	-	-
Early Vote	-	-	-	-	-	-
Provisional	-	-	-	-	-	-
Total	-	-	-	-	-	-
07511						
Polling	-	-	-	-	-	-
Absentee	-	-	-	-	-	-

RETRIEVED FROM DEMOCRACYDOCKET.COM

	BARTLETT ALDERMAN POST 3					
	Reg. Voters	Times Counted	Total Votes	David Parsons		Write-In Votes
Early Vote	-	-	-	-	-	-
Provisional	-	-	-	-	-	-
Total	-	-	-	-	-	-
07604						
Polling	-	-	-	-	-	-
Absentee	-	-	-	-	-	-
Early Vote	-	-	-	-	-	-
Provisional	-	-	-	-	-	-
Total	-	-	-	-	-	-
07605						
Polling	-	-	-	-	-	-
Absentee	-	-	-	-	-	-
Early Vote	-	-	-	-	-	-
Provisional	-	-	-	-	-	-
Total	-	-	-	-	-	-
07606						
Polling	-	-	-	-	-	-
Absentee	-	-	-	-	-	-
Early Vote	-	-	-	-	-	-
Provisional	-	-	-	-	-	-
Total	-	-	-	-	-	-
07701						
Polling	-	-	-	-	-	-
Absentee	-	-	-	-	-	-
Early Vote	-	-	-	-	-	-
Provisional	-	-	-	-	-	-
Total	-	-	-	-	-	-
07703						
Polling	-	-	-	-	-	-
Absentee	-	-	-	-	-	-
Early Vote	-	-	-	-	-	-
Provisional	-	-	-	-	-	-
Total	-	-	-	-	-	-
07803						
Polling	-	-	-	-	-	-
Absentee	-	-	-	-	-	-
Early Vote	-	-	-	-	-	-
Provisional	-	-	-	-	-	-
Total	-	-	-	-	-	-
07901						
Polling	-	-	-	-	-	-
Absentee	-	-	-	-	-	-
Early Vote	-	-	-	-	-	-
Provisional	-	-	-	-	-	-
Total	-	-	-	-	-	-
07902						
Polling	-	-	-	-	-	-
Absentee	-	-	-	-	-	-
Early Vote	-	-	-	-	-	-
Provisional	-	-	-	-	-	-
Total	-	-	-	-	-	-
07903						
Polling	-	-	-	-	-	-
Absentee	-	-	-	-	-	-
Early Vote	-	-	-	-	-	-
Provisional	-	-	-	-	-	-
Total	-	-	-	-	-	-
07907						

RETRIEVED FROM DEMOCRACYDOCKET.COM

Statement of Votes Cast
Shelby County, TN
State and Federal General Election _Municipal Elections
November 6, 2018
SOVC For Jurisdiction Wide, All Counters, All Races
Official Combined Results

	BARTLETT ALDERMAN POST 3					
	Reg. Voters	Times Counted	Total Votes	David Parsons		Write-In Votes
Polling	-	-	-	-	-	-
Absentee	-	-	-	-	-	-
Early Vote	-	-	-	-	-	-
Provisional	-	-	-	-	-	-
Total	-	-	-	-	-	-
08002						
Polling	-	-	-	-	-	-
Absentee	-	-	-	-	-	-
Early Vote	-	-	-	-	-	-
Provisional	-	-	-	-	-	-
Total	-	-	-	-	-	-
08101						
Polling	-	-	-	-	-	-
Absentee	-	-	-	-	-	-
Early Vote	-	-	-	-	-	-
Provisional	-	-	-	-	-	-
Total	-	-	-	-	-	-
08103						
Polling	-	-	-	-	-	-
Absentee	-	-	-	-	-	-
Early Vote	-	-	-	-	-	-
Provisional	-	-	-	-	-	-
Total	-	-	-	-	-	-
08105						
Polling	-	-	-	-	-	-
Absentee	-	-	-	-	-	-
Early Vote	-	-	-	-	-	-
Provisional	-	-	-	-	-	-
Total	-	-	-	-	-	-
08107						
Polling	-	-	-	-	-	-
Absentee	-	-	-	-	-	-
Early Vote	-	-	-	-	-	-
Provisional	-	-	-	-	-	-
Total	-	-	-	-	-	-
08202						
Polling	-	-	-	-	-	-
Absentee	-	-	-	-	-	-
Early Vote	-	-	-	-	-	-
Provisional	-	-	-	-	-	-
Total	-	-	-	-	-	-
08300						
Polling	-	-	-	-	-	-
Absentee	-	-	-	-	-	-
Early Vote	-	-	-	-	-	-
Provisional	-	-	-	-	-	-
Total	-	-	-	-	-	-
08402						
Polling	-	-	-	-	-	-
Absentee	-	-	-	-	-	-
Early Vote	-	-	-	-	-	-
Provisional	-	-	-	-	-	-
Total	-	-	-	-	-	-
08600						
Polling	-	-	-	-	-	-
Absentee	-	-	-	-	-	-
Early Vote	-	-	-	-	-	-
Provisional	-	-	-	-	-	-

RETRIEVED FROM DEMOCRACYDOCKET.COM

Statement of Votes Cast
Shelby County, TN
State and Federal General Election _Municipal Elections
November 6, 2018
SOVC For Jurisdiction Wide, All Counters, All Races
Official Combined Results

	BARTLETT ALDERMAN POST 3					
	Reg. Voters	Times Counted	Total Votes	David Parsons		Write-In Votes
Total	-	-	-	-	-	-
08702						
Polling	-	-	-	-	-	-
Absentee	-	-	-	-	-	-
Early Vote	-	-	-	-	-	-
Provisional	-	-	-	-	-	-
Total	-	-	-	-	-	-
08703						
Polling	-	-	-	-	-	-
Absentee	-	-	-	-	-	-
Early Vote	-	-	-	-	-	-
Provisional	-	-	-	-	-	-
Total	-	-	-	-	-	-
08704						
Polling	1	1	0	0	-	0
Absentee	1	0	0	0	-	0
Early Vote	1	0	0	0	-	0
Provisional	1	0	0	0	-	0
Total	1	1	0	0	-	0
08802						
Polling	-	-	-	-	-	-
Absentee	-	-	-	-	-	-
Early Vote	-	-	-	-	-	-
Provisional	-	-	-	-	-	-
Total	-	-	-	-	-	-
08803						
Polling	-	-	-	-	-	-
Absentee	-	-	-	-	-	-
Early Vote	-	-	-	-	-	-
Provisional	-	-	-	-	-	-
Total	-	-	-	-	-	-
08804						
Polling	-	-	-	-	-	-
Absentee	-	-	-	-	-	-
Early Vote	-	-	-	-	-	-
Provisional	-	-	-	-	-	-
Total	-	-	-	-	-	-
08901						
Polling	-	-	-	-	-	-
Absentee	-	-	-	-	-	-
Early Vote	-	-	-	-	-	-
Provisional	-	-	-	-	-	-
Total	-	-	-	-	-	-
08902						
Polling	-	-	-	-	-	-
Absentee	-	-	-	-	-	-
Early Vote	-	-	-	-	-	-
Provisional	-	-	-	-	-	-
Total	-	-	-	-	-	-
09002						
Polling	-	-	-	-	-	-
Absentee	-	-	-	-	-	-
Early Vote	-	-	-	-	-	-
Provisional	-	-	-	-	-	-
Total	-	-	-	-	-	-
09003						
Polling	-	-	-	-	-	-
Absentee	-	-	-	-	-	-

RETRIEVED FROM DEMOCRACYDOCKET.COM

Statement of Votes Cast
Shelby County, TN
State and Federal General Election _Municipal Elections
November 6, 2018
SOVC For Jurisdiction Wide, All Counters, All Races
Official Combined Results

	BARTLETT ALDERMAN POST 3					
	Reg. Voters	Times Counted	Total Votes	David Parsons	Write-In Votes	
Early Vote	-	-	-	-	-	-
Provisional	-	-	-	-	-	-
Total	-	-	-	-	-	-
09101						
Polling	-	-	-	-	-	-
Absentee	-	-	-	-	-	-
Early Vote	-	-	-	-	-	-
Provisional	-	-	-	-	-	-
Total	-	-	-	-	-	-
09102						
Polling	-	-	-	-	-	-
Absentee	-	-	-	-	-	-
Early Vote	-	-	-	-	-	-
Provisional	-	-	-	-	-	-
Total	-	-	-	-	-	-
09104						
Polling	-	-	-	-	-	-
Absentee	-	-	-	-	-	-
Early Vote	-	-	-	-	-	-
Provisional	-	-	-	-	-	-
Total	-	-	-	-	-	-
09201						
Polling	-	-	-	-	-	-
Absentee	-	-	-	-	-	-
Early Vote	-	-	-	-	-	-
Provisional	-	-	-	-	-	-
Total	-	-	-	-	-	-
09301						
Polling	-	-	-	-	-	-
Absentee	-	-	-	-	-	-
Early Vote	-	-	-	-	-	-
Provisional	-	-	-	-	-	-
Total	-	-	-	-	-	-
09303						
Polling	-	-	-	-	-	-
Absentee	-	-	-	-	-	-
Early Vote	-	-	-	-	-	-
Provisional	-	-	-	-	-	-
Total	-	-	-	-	-	-
09403						
Polling	-	-	-	-	-	-
Absentee	-	-	-	-	-	-
Early Vote	-	-	-	-	-	-
Provisional	-	-	-	-	-	-
Total	-	-	-	-	-	-
09406						
Polling	-	-	-	-	-	-
Absentee	-	-	-	-	-	-
Early Vote	-	-	-	-	-	-
Provisional	-	-	-	-	-	-
Total	-	-	-	-	-	-
09407						
Polling	-	-	-	-	-	-
Absentee	-	-	-	-	-	-
Early Vote	-	-	-	-	-	-
Provisional	-	-	-	-	-	-
Total	-	-	-	-	-	-
09408						

RETRIEVED FROM DEMOCRACYDOCKET.COM

Statement of Votes Cast
Shelby County, TN
State and Federal General Election _Municipal Elections
November 6, 2018
SOVC For Jurisdiction Wide, All Counters, All Races
Official Combined Results

	BARTLETT ALDERMAN POST 3					
	Reg. Voters	Times Counted	Total Votes	David Parsons		Write-In Votes
Polling	-	-	-	-	-	-
Absentee	-	-	-	-	-	-
Early Vote	-	-	-	-	-	-
Provisional	-	-	-	-	-	-
Total	-	-	-	-	-	-
09501						
Polling	-	-	-	-	-	-
Absentee	-	-	-	-	-	-
Early Vote	-	-	-	-	-	-
Provisional	-	-	-	-	-	-
Total	-	-	-	-	-	-
09505						
Polling	-	-	-	-	-	-
Absentee	-	-	-	-	-	-
Early Vote	-	-	-	-	-	-
Provisional	-	-	-	-	-	-
Total	-	-	-	-	-	-
09506						
Polling	-	-	-	-	-	-
Absentee	-	-	-	-	-	-
Early Vote	-	-	-	-	-	-
Provisional	-	-	-	-	-	-
Total	-	-	-	-	-	-
09507						
Polling	-	-	-	-	-	-
Absentee	-	-	-	-	-	-
Early Vote	-	-	-	-	-	-
Provisional	-	-	-	-	-	-
Total	-	-	-	-	-	-
09508						
Polling	-	-	-	-	-	-
Absentee	-	-	-	-	-	-
Early Vote	-	-	-	-	-	-
Provisional	-	-	-	-	-	-
Total	-	-	-	-	-	-
09601						
Polling	-	-	-	-	-	-
Absentee	-	-	-	-	-	-
Early Vote	-	-	-	-	-	-
Provisional	-	-	-	-	-	-
Total	-	-	-	-	-	-
09602						
Polling	-	-	-	-	-	-
Absentee	-	-	-	-	-	-
Early Vote	-	-	-	-	-	-
Provisional	-	-	-	-	-	-
Total	-	-	-	-	-	-
ARL01						
Polling	-	-	-	-	-	-
Absentee	-	-	-	-	-	-
Early Vote	-	-	-	-	-	-
Provisional	-	-	-	-	-	-
Total	-	-	-	-	-	-
ARL02						
Polling	-	-	-	-	-	-
Absentee	-	-	-	-	-	-
Early Vote	-	-	-	-	-	-
Provisional	-	-	-	-	-	-

RETRIEVED FROM DEMOCRACYDOCKET.COM

Statement of Votes Cast
Shelby County, TN
State and Federal General Election _Municipal Elections
November 6, 2018
SOVC For Jurisdiction Wide, All Counters, All Races
Official Combined Results

BARTLETT ALDERMAN POST 3

	Reg. Voters	Times Counted	Total Votes	David Parsons		Write-In Votes	
Total	-	-	-	-	-	-	-
BAR03							
Polling	3245	604	506	501	99.01%	5	0.99%
Absentee	3245	27	21	20	95.24%	1	4.76%
Early Vote	3245	1372	1163	1162	99.91%	1	0.09%
Provisional	3245	1	1	1	100.00%	0	0.00%
Total	3245	2004	1691	1684	99.59%	7	0.41%
BAR04							
Polling	4846	715	587	583	99.32%	4	0.68%
Absentee	4846	26	19	19	100.00%	0	0.00%
Early Vote	4846	1976	1601	1593	99.50%	8	0.50%
Provisional	4846	8	4	4	100.00%	0	0.00%
Total	4846	2725	2211	2199	99.46%	12	0.54%
BAR05							
Polling	4505	1010	827	823	99.52%	4	0.48%
Absentee	4505	39	30	30	100.00%	0	0.00%
Early Vote	4505	1563	1287	1280	99.46%	7	0.54%
Provisional	4505	9	5	5	100.00%	0	0.00%
Total	4505	2621	2149	2138	99.49%	11	0.51%
BAR06							
Polling	3558	730	592	589	99.49%	3	0.51%
Absentee	3558	15	11	11	100.00%	0	0.00%
Early Vote	3558	1179	954	949	99.48%	5	0.52%
Provisional	3558	8	3	3	100.00%	0	0.00%
Total	3558	1932	1560	1552	99.49%	8	0.51%
BAR08							
Polling	5451	896	753	747	99.20%	6	0.80%
Absentee	5451	34	23	23	100.00%	0	0.00%
Early Vote	5451	2257	1897	1890	99.63%	7	0.37%
Provisional	5451	8	8	8	100.00%	0	0.00%
Total	5451	3195	2681	2668	99.52%	13	0.48%
BAR09							
Polling	4396	820	668	666	99.70%	2	0.30%
Absentee	4396	90	50	48	96.00%	2	4.00%
Early Vote	4396	1655	1356	1350	99.56%	6	0.44%
Provisional	4396	1	1	1	100.00%	0	0.00%
Total	4396	2566	2075	2065	99.52%	10	0.48%
BAR11							
Polling	2934	632	530	526	99.25%	4	0.75%
Absentee	2934	63	37	37	100.00%	0	0.00%
Early Vote	2934	1135	960	956	99.58%	4	0.42%
Provisional	2934	4	4	4	100.00%	0	0.00%
Total	2934	1834	1531	1523	99.48%	8	0.52%
BAR13							
Polling	5318	967	761	759	99.74%	2	0.26%
Absentee	5318	30	23	22	95.65%	1	4.35%
Early Vote	5318	2029	1634	1626	99.51%	8	0.49%
Provisional	5318	6	5	5	100.00%	0	0.00%
Total	5318	3032	2423	2412	99.55%	11	0.45%
BRU01							
Polling	2559	477	374	373	99.73%	1	0.27%
Absentee	2559	22	18	17	94.44%	1	5.56%
Early Vote	2559	1155	893	890	99.66%	3	0.34%
Provisional	2559	9	6	6	100.00%	0	0.00%
Total	2559	1663	1291	1286	99.61%	5	0.39%
BRU02							
Polling	4781	953	777	769	98.97%	8	1.03%
Absentee	4781	22	18	17	94.44%	1	5.56%

RETRIEVED FROM DEMOCRACYDOCKET.COM

Statement of Votes Cast
Shelby County, TN
State and Federal General Election _Municipal Elections
November 6, 2018
SOVC For Jurisdiction Wide, All Counters, All Races
Official Combined Results

BARTLETT ALDERMAN POST 3

	Reg. Voters	Times Counted	Total Votes	David Parsons		Write-In Votes	
Early Vote	4781	1864	1495	1486	99.40%	9	0.60%
Provisional	4781	11	8	8	100.00%	0	0.00%
Total	4781	2850	2298	2280	99.22%	18	0.78%
COL01							
Polling	-	-	-	-	-	-	-
Absentee	-	-	-	-	-	-	-
Early Vote	-	-	-	-	-	-	-
Provisional	-	-	-	-	-	-	-
Total	-	-	-	-	-	-	-
COL02							
Polling	-	-	-	-	-	-	-
Absentee	-	-	-	-	-	-	-
Early Vote	-	-	-	-	-	-	-
Provisional	-	-	-	-	-	-	-
Total	-	-	-	-	-	-	-
COL03							
Polling	-	-	-	-	-	-	-
Absentee	-	-	-	-	-	-	-
Early Vote	-	-	-	-	-	-	-
Provisional	-	-	-	-	-	-	-
Total	-	-	-	-	-	-	-
COL04							
Polling	-	-	-	-	-	-	-
Absentee	-	-	-	-	-	-	-
Early Vote	-	-	-	-	-	-	-
Provisional	-	-	-	-	-	-	-
Total	-	-	-	-	-	-	-
COL05							
Polling	-	-	-	-	-	-	-
Absentee	-	-	-	-	-	-	-
Early Vote	-	-	-	-	-	-	-
Provisional	-	-	-	-	-	-	-
Total	-	-	-	-	-	-	-
COL06							
Polling	-	-	-	-	-	-	-
Absentee	-	-	-	-	-	-	-
Early Vote	-	-	-	-	-	-	-
Provisional	-	-	-	-	-	-	-
Total	-	-	-	-	-	-	-
COL07							
Polling	-	-	-	-	-	-	-
Absentee	-	-	-	-	-	-	-
Early Vote	-	-	-	-	-	-	-
Provisional	-	-	-	-	-	-	-
Total	-	-	-	-	-	-	-
COL08							
Polling	-	-	-	-	-	-	-
Absentee	-	-	-	-	-	-	-
Early Vote	-	-	-	-	-	-	-
Provisional	-	-	-	-	-	-	-
Total	-	-	-	-	-	-	-
COL09							
Polling	-	-	-	-	-	-	-
Absentee	-	-	-	-	-	-	-
Early Vote	-	-	-	-	-	-	-
Provisional	-	-	-	-	-	-	-
Total	-	-	-	-	-	-	-
COR03							

RETRIEVED FROM DEMOCRACYDOCKET.COM

Statement of Votes Cast
Shelby County, TN
State and Federal General Election _Municipal Elections
November 6, 2018
SOVC For Jurisdiction Wide, All Counters, All Races
Official Combined Results

	BARTLETT ALDERMAN POST 3					
	Reg. Voters	Times Counted	Total Votes	David Parsons		Write-In Votes
Polling	-	-	-	-	-	-
Absentee	-	-	-	-	-	-
Early Vote	-	-	-	-	-	-
Provisional	-	-	-	-	-	-
Total	-	-	-	-	-	-
COR04						
Polling	-	-	-	-	-	-
Absentee	-	-	-	-	-	-
Early Vote	-	-	-	-	-	-
Provisional	-	-	-	-	-	-
Total	-	-	-	-	-	-
COR05						
Polling	-	-	-	-	-	-
Absentee	-	-	-	-	-	-
Early Vote	-	-	-	-	-	-
Provisional	-	-	-	-	-	-
Total	-	-	-	-	-	-
EAD00						
Polling	-	-	-	-	-	-
Absentee	-	-	-	-	-	-
Early Vote	-	-	-	-	-	-
Provisional	-	-	-	-	-	-
Total	-	-	-	-	-	-
FOR01						
Polling	-	-	-	-	-	-
Absentee	-	-	-	-	-	-
Early Vote	-	-	-	-	-	-
Provisional	-	-	-	-	-	-
Total	-	-	-	-	-	-
FOR02						
Polling	-	-	-	-	-	-
Absentee	-	-	-	-	-	-
Early Vote	-	-	-	-	-	-
Provisional	-	-	-	-	-	-
Total	-	-	-	-	-	-
FOR03						
Polling	-	-	-	-	-	-
Absentee	-	-	-	-	-	-
Early Vote	-	-	-	-	-	-
Provisional	-	-	-	-	-	-
Total	-	-	-	-	-	-
GER02						
Polling	-	-	-	-	-	-
Absentee	-	-	-	-	-	-
Early Vote	-	-	-	-	-	-
Provisional	-	-	-	-	-	-
Total	-	-	-	-	-	-
GER03						
Polling	-	-	-	-	-	-
Absentee	-	-	-	-	-	-
Early Vote	-	-	-	-	-	-
Provisional	-	-	-	-	-	-
Total	-	-	-	-	-	-
GER04						
Polling	-	-	-	-	-	-
Absentee	-	-	-	-	-	-
Early Vote	-	-	-	-	-	-
Provisional	-	-	-	-	-	-

RETRIEVED FROM DEMOCRACYDOCKET.COM

Statement of Votes Cast
Shelby County, TN
State and Federal General Election _Municipal Elections
November 6, 2018
SOVC For Jurisdiction Wide, All Counters, All Races
Official Combined Results

	BARTLETT ALDERMAN POST 3					
	Reg. Voters	Times Counted	Total Votes	David Parsons		Write-In Votes
Total	-	-	-	-	-	-
GER05						
Polling	-	-	-	-	-	-
Absentee	-	-	-	-	-	-
Early Vote	-	-	-	-	-	-
Provisional	-	-	-	-	-	-
Total	-	-	-	-	-	-
GER06						
Polling	-	-	-	-	-	-
Absentee	-	-	-	-	-	-
Early Vote	-	-	-	-	-	-
Provisional	-	-	-	-	-	-
Total	-	-	-	-	-	-
GER08						
Polling	-	-	-	-	-	-
Absentee	-	-	-	-	-	-
Early Vote	-	-	-	-	-	-
Provisional	-	-	-	-	-	-
Total	-	-	-	-	-	-
GER10						
Polling	-	-	-	-	-	-
Absentee	-	-	-	-	-	-
Early Vote	-	-	-	-	-	-
Provisional	-	-	-	-	-	-
Total	-	-	-	-	-	-
GER11						
Polling	-	-	-	-	-	-
Absentee	-	-	-	-	-	-
Early Vote	-	-	-	-	-	-
Provisional	-	-	-	-	-	-
Total	-	-	-	-	-	-
GER12						
Polling	-	-	-	-	-	-
Absentee	-	-	-	-	-	-
Early Vote	-	-	-	-	-	-
Provisional	-	-	-	-	-	-
Total	-	-	-	-	-	-
LAK01						
Polling	-	-	-	-	-	-
Absentee	-	-	-	-	-	-
Early Vote	-	-	-	-	-	-
Provisional	-	-	-	-	-	-
Total	-	-	-	-	-	-
LAK02						
Polling	-	-	-	-	-	-
Absentee	-	-	-	-	-	-
Early Vote	-	-	-	-	-	-
Provisional	-	-	-	-	-	-
Total	-	-	-	-	-	-
LUC01						
Polling	-	-	-	-	-	-
Absentee	-	-	-	-	-	-
Early Vote	-	-	-	-	-	-
Provisional	-	-	-	-	-	-
Total	-	-	-	-	-	-
LUC03						
Polling	-	-	-	-	-	-
Absentee	-	-	-	-	-	-

RETRIEVED FROM DEMOCRACYDOCKET.COM

Statement of Votes Cast
Shelby County, TN
State and Federal General Election _Municipal Elections
November 6, 2018
SOVC For Jurisdiction Wide, All Counters, All Races
Official Combined Results

	BARTLETT ALDERMAN POST 3					
	Reg. Voters	Times Counted	Total Votes	David Parsons	Write-In Votes	
Early Vote	-	-	-	-	-	-
Provisional	-	-	-	-	-	-
Total	-	-	-	-	-	-
MCC00						
Polling	-	-	-	-	-	-
Absentee	-	-	-	-	-	-
Early Vote	-	-	-	-	-	-
Provisional	-	-	-	-	-	-
Total	-	-	-	-	-	-
MIL01						
Polling	-	-	-	-	-	-
Absentee	-	-	-	-	-	-
Early Vote	-	-	-	-	-	-
Provisional	-	-	-	-	-	-
Total	-	-	-	-	-	-
MIL02						
Polling	-	-	-	-	-	-
Absentee	-	-	-	-	-	-
Early Vote	-	-	-	-	-	-
Provisional	-	-	-	-	-	-
Total	-	-	-	-	-	-
MOR01						
Polling	-	-	-	-	-	-
Absentee	-	-	-	-	-	-
Early Vote	-	-	-	-	-	-
Provisional	-	-	-	-	-	-
Total	-	-	-	-	-	-
MOR02						
Polling	-	-	-	-	-	-
Absentee	-	-	-	-	-	-
Early Vote	-	-	-	-	-	-
Provisional	-	-	-	-	-	-
Total	-	-	-	-	-	-
ROS05						
Polling	-	-	-	-	-	-
Absentee	-	-	-	-	-	-
Early Vote	-	-	-	-	-	-
Provisional	-	-	-	-	-	-
Total	-	-	-	-	-	-
ROS13						
Polling	-	-	-	-	-	-
Absentee	-	-	-	-	-	-
Early Vote	-	-	-	-	-	-
Provisional	-	-	-	-	-	-
Total	-	-	-	-	-	-
ROS14						
Polling	-	-	-	-	-	-
Absentee	-	-	-	-	-	-
Early Vote	-	-	-	-	-	-
Provisional	-	-	-	-	-	-
Total	-	-	-	-	-	-
ROS15						
Polling	-	-	-	-	-	-
Absentee	-	-	-	-	-	-
Early Vote	-	-	-	-	-	-
Provisional	-	-	-	-	-	-
Total	-	-	-	-	-	-
ROS16						

RETRIEVED FROM DEMOCRACYDOCKET.COM

Statement of Votes Cast
Shelby County, TN
State and Federal General Election _Municipal Elections
November 6, 2018
SOVC For Jurisdiction Wide, All Counters, All Races
Official Combined Results

	BARTLETT ALDERMAN POST 3						
	Reg. Voters	Times Counted	Total Votes	David Parsons		Write-In Votes	
Polling	-	-	-	-	-	-	-
Absentee	-	-	-	-	-	-	-
Early Vote	-	-	-	-	-	-	-
Provisional	-	-	-	-	-	-	-
Total	-	-	-	-	-	-	-
STE00							
Polling	-	-	-	-	-	-	-
Absentee	-	-	-	-	-	-	-
Early Vote	-	-	-	-	-	-	-
Provisional	-	-	-	-	-	-	-
Total	-	-	-	-	-	-	-
Total							
Polling	41594	7805	6375	6336	99.39%	39	0.61%
Absentee	41594	368	250	244	97.60%	6	2.40%
Early Vote	41594	16185	13240	13182	99.56%	58	0.44%
Provisional	41594	65	45	45	100.00%	0	0.00%
Total	41594	24423	19910	19807	99.48%	103	0.52%

RETRIEVED FROM DEMOCRACYDOCKET.COM

Statement of Votes Cast
Shelby County, TN
State and Federal General Election _Municipal Elections
November 6, 2018
SOVC For Jurisdiction Wide, All Counters, All Races
Official Combined Results

	BARTLETT SCHOOL BOARD POST 2					
	Reg. Voters	Times Counted	Total Votes	Erin Elliott Berry	Write-In Votes	
Jurisdiction Wide						
00100						
Polling	-	-	-	-	-	-
Absentee	-	-	-	-	-	-
Early Vote	-	-	-	-	-	-
Provisional	-	-	-	-	-	-
Total	-	-	-	-	-	-
00200						
Polling	-	-	-	-	-	-
Absentee	-	-	-	-	-	-
Early Vote	-	-	-	-	-	-
Provisional	-	-	-	-	-	-
Total	-	-	-	-	-	-
01100						
Polling	-	-	-	-	-	-
Absentee	-	-	-	-	-	-
Early Vote	-	-	-	-	-	-
Provisional	-	-	-	-	-	-
Total	-	-	-	-	-	-
01200						
Polling	-	-	-	-	-	-
Absentee	-	-	-	-	-	-
Early Vote	-	-	-	-	-	-
Provisional	-	-	-	-	-	-
Total	-	-	-	-	-	-
01300						
Polling	-	-	-	-	-	-
Absentee	-	-	-	-	-	-
Early Vote	-	-	-	-	-	-
Provisional	-	-	-	-	-	-
Total	-	-	-	-	-	-
01601						
Polling	-	-	-	-	-	-
Absentee	-	-	-	-	-	-
Early Vote	-	-	-	-	-	-
Provisional	-	-	-	-	-	-
Total	-	-	-	-	-	-
01603						
Polling	-	-	-	-	-	-
Absentee	-	-	-	-	-	-
Early Vote	-	-	-	-	-	-
Provisional	-	-	-	-	-	-
Total	-	-	-	-	-	-
01700						
Polling	-	-	-	-	-	-
Absentee	-	-	-	-	-	-
Early Vote	-	-	-	-	-	-
Provisional	-	-	-	-	-	-
Total	-	-	-	-	-	-
02001						
Polling	-	-	-	-	-	-
Absentee	-	-	-	-	-	-
Early Vote	-	-	-	-	-	-
Provisional	-	-	-	-	-	-
Total	-	-	-	-	-	-
02003						
Polling	-	-	-	-	-	-
Absentee	-	-	-	-	-	-

RETRIEVED FROM DEMOCRACYDOCKET.COM

Statement of Votes Cast
Shelby County, TN
State and Federal General Election _Municipal Elections
November 6, 2018
SOVC For Jurisdiction Wide, All Counters, All Races
Official Combined Results

	BARTLETT SCHOOL BOARD POST 2					
	Reg. Voters	Times Counted	Total Votes	Erin Elliott Berry	Write-In Votes	
Early Vote	-	-	-	-	-	-
Provisional	-	-	-	-	-	-
Total	-	-	-	-	-	-
02100						
Polling	-	-	-	-	-	-
Absentee	-	-	-	-	-	-
Early Vote	-	-	-	-	-	-
Provisional	-	-	-	-	-	-
Total	-	-	-	-	-	-
02600						
Polling	-	-	-	-	-	-
Absentee	-	-	-	-	-	-
Early Vote	-	-	-	-	-	-
Provisional	-	-	-	-	-	-
Total	-	-	-	-	-	-
02800						
Polling	-	-	-	-	-	-
Absentee	-	-	-	-	-	-
Early Vote	-	-	-	-	-	-
Provisional	-	-	-	-	-	-
Total	-	-	-	-	-	-
03102						
Polling	-	-	-	-	-	-
Absentee	-	-	-	-	-	-
Early Vote	-	-	-	-	-	-
Provisional	-	-	-	-	-	-
Total	-	-	-	-	-	-
03104						
Polling	-	-	-	-	-	-
Absentee	-	-	-	-	-	-
Early Vote	-	-	-	-	-	-
Provisional	-	-	-	-	-	-
Total	-	-	-	-	-	-
03300						
Polling	-	-	-	-	-	-
Absentee	-	-	-	-	-	-
Early Vote	-	-	-	-	-	-
Provisional	-	-	-	-	-	-
Total	-	-	-	-	-	-
03402						
Polling	-	-	-	-	-	-
Absentee	-	-	-	-	-	-
Early Vote	-	-	-	-	-	-
Provisional	-	-	-	-	-	-
Total	-	-	-	-	-	-
03601						
Polling	-	-	-	-	-	-
Absentee	-	-	-	-	-	-
Early Vote	-	-	-	-	-	-
Provisional	-	-	-	-	-	-
Total	-	-	-	-	-	-
03602						
Polling	-	-	-	-	-	-
Absentee	-	-	-	-	-	-
Early Vote	-	-	-	-	-	-
Provisional	-	-	-	-	-	-
Total	-	-	-	-	-	-
03700						

RETRIEVED FROM DEMOCRACYDOCKET.COM

Statement of Votes Cast
Shelby County, TN
State and Federal General Election _Municipal Elections
November 6, 2018
SOVC For Jurisdiction Wide, All Counters, All Races
Official Combined Results

	BARTLETT SCHOOL BOARD POST 2					
	Reg. Voters	Times Counted	Total Votes	Erin Elliott Berry	Write-In Votes	
Polling	-	-	-	-	-	-
Absentee	-	-	-	-	-	-
Early Vote	-	-	-	-	-	-
Provisional	-	-	-	-	-	-
Total	-	-	-	-	-	-
04103						
Polling	-	-	-	-	-	-
Absentee	-	-	-	-	-	-
Early Vote	-	-	-	-	-	-
Provisional	-	-	-	-	-	-
Total	-	-	-	-	-	-
04201						
Polling	-	-	-	-	-	-
Absentee	-	-	-	-	-	-
Early Vote	-	-	-	-	-	-
Provisional	-	-	-	-	-	-
Total	-	-	-	-	-	-
04401						
Polling	-	-	-	-	-	-
Absentee	-	-	-	-	-	-
Early Vote	-	-	-	-	-	-
Provisional	-	-	-	-	-	-
Total	-	-	-	-	-	-
04405						
Polling	-	-	-	-	-	-
Absentee	-	-	-	-	-	-
Early Vote	-	-	-	-	-	-
Provisional	-	-	-	-	-	-
Total	-	-	-	-	-	-
04502						
Polling	-	-	-	-	-	-
Absentee	-	-	-	-	-	-
Early Vote	-	-	-	-	-	-
Provisional	-	-	-	-	-	-
Total	-	-	-	-	-	-
04504						
Polling	-	-	-	-	-	-
Absentee	-	-	-	-	-	-
Early Vote	-	-	-	-	-	-
Provisional	-	-	-	-	-	-
Total	-	-	-	-	-	-
04602						
Polling	-	-	-	-	-	-
Absentee	-	-	-	-	-	-
Early Vote	-	-	-	-	-	-
Provisional	-	-	-	-	-	-
Total	-	-	-	-	-	-
04700						
Polling	-	-	-	-	-	-
Absentee	-	-	-	-	-	-
Early Vote	-	-	-	-	-	-
Provisional	-	-	-	-	-	-
Total	-	-	-	-	-	-
04900						
Polling	-	-	-	-	-	-
Absentee	-	-	-	-	-	-
Early Vote	-	-	-	-	-	-
Provisional	-	-	-	-	-	-

RETRIEVED FROM DEMOCRACYDOCKET.COM

Statement of Votes Cast
Shelby County, TN
State and Federal General Election _Municipal Elections
November 6, 2018
SOVC For Jurisdiction Wide, All Counters, All Races
Official Combined Results

	BARTLETT SCHOOL BOARD POST 2					
	Reg. Voters	Times Counted	Total Votes	Erin Elliott Berry	Write-In Votes	
Total	-	-	-	-	-	-
05001						
Polling	-	-	-	-	-	-
Absentee	-	-	-	-	-	-
Early Vote	-	-	-	-	-	-
Provisional	-	-	-	-	-	-
Total	-	-	-	-	-	-
05002						
Polling	-	-	-	-	-	-
Absentee	-	-	-	-	-	-
Early Vote	-	-	-	-	-	-
Provisional	-	-	-	-	-	-
Total	-	-	-	-	-	-
05201						
Polling	-	-	-	-	-	-
Absentee	-	-	-	-	-	-
Early Vote	-	-	-	-	-	-
Provisional	-	-	-	-	-	-
Total	-	-	-	-	-	-
05301						
Polling	-	-	-	-	-	-
Absentee	-	-	-	-	-	-
Early Vote	-	-	-	-	-	-
Provisional	-	-	-	-	-	-
Total	-	-	-	-	-	-
05400						
Polling	-	-	-	-	-	-
Absentee	-	-	-	-	-	-
Early Vote	-	-	-	-	-	-
Provisional	-	-	-	-	-	-
Total	-	-	-	-	-	-
05502						
Polling	-	-	-	-	-	-
Absentee	-	-	-	-	-	-
Early Vote	-	-	-	-	-	-
Provisional	-	-	-	-	-	-
Total	-	-	-	-	-	-
05700						
Polling	-	-	-	-	-	-
Absentee	-	-	-	-	-	-
Early Vote	-	-	-	-	-	-
Provisional	-	-	-	-	-	-
Total	-	-	-	-	-	-
05801						
Polling	-	-	-	-	-	-
Absentee	-	-	-	-	-	-
Early Vote	-	-	-	-	-	-
Provisional	-	-	-	-	-	-
Total	-	-	-	-	-	-
05804						
Polling	-	-	-	-	-	-
Absentee	-	-	-	-	-	-
Early Vote	-	-	-	-	-	-
Provisional	-	-	-	-	-	-
Total	-	-	-	-	-	-
05905						
Polling	-	-	-	-	-	-
Absentee	-	-	-	-	-	-

RETRIEVED FROM DEMOCRACYDOCKET.COM

Statement of Votes Cast
Shelby County, TN
State and Federal General Election _Municipal Elections
November 6, 2018
SOVC For Jurisdiction Wide, All Counters, All Races
Official Combined Results

	BARTLETT SCHOOL BOARD POST 2					
	Reg. Voters	Times Counted	Total Votes	Erin Elliott Berry	Write-In Votes	
Early Vote	-	-	-	-	-	-
Provisional	-	-	-	-	-	-
Total	-	-	-	-	-	-
06003						
Polling	-	-	-	-	-	-
Absentee	-	-	-	-	-	-
Early Vote	-	-	-	-	-	-
Provisional	-	-	-	-	-	-
Total	-	-	-	-	-	-
06005						
Polling	-	-	-	-	-	-
Absentee	-	-	-	-	-	-
Early Vote	-	-	-	-	-	-
Provisional	-	-	-	-	-	-
Total	-	-	-	-	-	-
06006						
Polling	-	-	-	-	-	-
Absentee	-	-	-	-	-	-
Early Vote	-	-	-	-	-	-
Provisional	-	-	-	-	-	-
Total	-	-	-	-	-	-
06007						
Polling	-	-	-	-	-	-
Absentee	-	-	-	-	-	-
Early Vote	-	-	-	-	-	-
Provisional	-	-	-	-	-	-
Total	-	-	-	-	-	-
06009						
Polling	-	-	-	-	-	-
Absentee	-	-	-	-	-	-
Early Vote	-	-	-	-	-	-
Provisional	-	-	-	-	-	-
Total	-	-	-	-	-	-
06100						
Polling	-	-	-	-	-	-
Absentee	-	-	-	-	-	-
Early Vote	-	-	-	-	-	-
Provisional	-	-	-	-	-	-
Total	-	-	-	-	-	-
06200						
Polling	-	-	-	-	-	-
Absentee	-	-	-	-	-	-
Early Vote	-	-	-	-	-	-
Provisional	-	-	-	-	-	-
Total	-	-	-	-	-	-
06400						
Polling	-	-	-	-	-	-
Absentee	-	-	-	-	-	-
Early Vote	-	-	-	-	-	-
Provisional	-	-	-	-	-	-
Total	-	-	-	-	-	-
06600						
Polling	-	-	-	-	-	-
Absentee	-	-	-	-	-	-
Early Vote	-	-	-	-	-	-
Provisional	-	-	-	-	-	-
Total	-	-	-	-	-	-
06701						

RETRIEVED FROM DEMOCRACYDOCKET.COM

Statement of Votes Cast
Shelby County, TN
State and Federal General Election _Municipal Elections
November 6, 2018
SOVC For Jurisdiction Wide, All Counters, All Races
Official Combined Results

	BARTLETT SCHOOL BOARD POST 2					
	Reg. Voters	Times Counted	Total Votes	Erin Elliott Berry	Write-In Votes	
Polling	-	-	-	-	-	-
Absentee	-	-	-	-	-	-
Early Vote	-	-	-	-	-	-
Provisional	-	-	-	-	-	-
Total	-	-	-	-	-	-
06703						
Polling	-	-	-	-	-	-
Absentee	-	-	-	-	-	-
Early Vote	-	-	-	-	-	-
Provisional	-	-	-	-	-	-
Total	-	-	-	-	-	-
06801						
Polling	-	-	-	-	-	-
Absentee	-	-	-	-	-	-
Early Vote	-	-	-	-	-	-
Provisional	-	-	-	-	-	-
Total	-	-	-	-	-	-
06803						
Polling	-	-	-	-	-	-
Absentee	-	-	-	-	-	-
Early Vote	-	-	-	-	-	-
Provisional	-	-	-	-	-	-
Total	-	-	-	-	-	-
06902						
Polling	-	-	-	-	-	-
Absentee	-	-	-	-	-	-
Early Vote	-	-	-	-	-	-
Provisional	-	-	-	-	-	-
Total	-	-	-	-	-	-
07001						
Polling	-	-	-	-	-	-
Absentee	-	-	-	-	-	-
Early Vote	-	-	-	-	-	-
Provisional	-	-	-	-	-	-
Total	-	-	-	-	-	-
07002						
Polling	-	-	-	-	-	-
Absentee	-	-	-	-	-	-
Early Vote	-	-	-	-	-	-
Provisional	-	-	-	-	-	-
Total	-	-	-	-	-	-
07104						
Polling	-	-	-	-	-	-
Absentee	-	-	-	-	-	-
Early Vote	-	-	-	-	-	-
Provisional	-	-	-	-	-	-
Total	-	-	-	-	-	-
07203						
Polling	-	-	-	-	-	-
Absentee	-	-	-	-	-	-
Early Vote	-	-	-	-	-	-
Provisional	-	-	-	-	-	-
Total	-	-	-	-	-	-
07207						
Polling	-	-	-	-	-	-
Absentee	-	-	-	-	-	-
Early Vote	-	-	-	-	-	-
Provisional	-	-	-	-	-	-

RETRIEVED FROM DEMOCRACYDOCKET.COM

Statement of Votes Cast
Shelby County, TN
State and Federal General Election _Municipal Elections
November 6, 2018
SOVC For Jurisdiction Wide, All Counters, All Races
Official Combined Results

	BARTLETT SCHOOL BOARD POST 2					
	Reg. Voters	Times Counted	Total Votes	Erin Elliott Berry	Write-In Votes	
Total	-	-	-	-	-	-
07301						
Polling	-	-	-	-	-	-
Absentee	-	-	-	-	-	-
Early Vote	-	-	-	-	-	-
Provisional	-	-	-	-	-	-
Total	-	-	-	-	-	-
07303						
Polling	-	-	-	-	-	-
Absentee	-	-	-	-	-	-
Early Vote	-	-	-	-	-	-
Provisional	-	-	-	-	-	-
Total	-	-	-	-	-	-
07401						
Polling	-	-	-	-	-	-
Absentee	-	-	-	-	-	-
Early Vote	-	-	-	-	-	-
Provisional	-	-	-	-	-	-
Total	-	-	-	-	-	-
07402						
Polling	-	-	-	-	-	-
Absentee	-	-	-	-	-	-
Early Vote	-	-	-	-	-	-
Provisional	-	-	-	-	-	-
Total	-	-	-	-	-	-
07405						
Polling	-	-	-	-	-	-
Absentee	-	-	-	-	-	-
Early Vote	-	-	-	-	-	-
Provisional	-	-	-	-	-	-
Total	-	-	-	-	-	-
07409						
Polling	-	-	-	-	-	-
Absentee	-	-	-	-	-	-
Early Vote	-	-	-	-	-	-
Provisional	-	-	-	-	-	-
Total	-	-	-	-	-	-
07501						
Polling	-	-	-	-	-	-
Absentee	-	-	-	-	-	-
Early Vote	-	-	-	-	-	-
Provisional	-	-	-	-	-	-
Total	-	-	-	-	-	-
07506						
Polling	-	-	-	-	-	-
Absentee	-	-	-	-	-	-
Early Vote	-	-	-	-	-	-
Provisional	-	-	-	-	-	-
Total	-	-	-	-	-	-
07507						
Polling	-	-	-	-	-	-
Absentee	-	-	-	-	-	-
Early Vote	-	-	-	-	-	-
Provisional	-	-	-	-	-	-
Total	-	-	-	-	-	-
07511						
Polling	-	-	-	-	-	-
Absentee	-	-	-	-	-	-

RETRIEVED FROM DEMOCRACYDOCKET.COM

Statement of Votes Cast
Shelby County, TN
State and Federal General Election _Municipal Elections
November 6, 2018
SOVC For Jurisdiction Wide, All Counters, All Races
Official Combined Results

	BARTLETT SCHOOL BOARD POST 2					
	Reg. Voters	Times Counted	Total Votes	Erin Elliott Berry	Write-In Votes	
Early Vote	-	-	-	-	-	-
Provisional	-	-	-	-	-	-
Total	-	-	-	-	-	-
07604						
Polling	-	-	-	-	-	-
Absentee	-	-	-	-	-	-
Early Vote	-	-	-	-	-	-
Provisional	-	-	-	-	-	-
Total	-	-	-	-	-	-
07605						
Polling	-	-	-	-	-	-
Absentee	-	-	-	-	-	-
Early Vote	-	-	-	-	-	-
Provisional	-	-	-	-	-	-
Total	-	-	-	-	-	-
07606						
Polling	-	-	-	-	-	-
Absentee	-	-	-	-	-	-
Early Vote	-	-	-	-	-	-
Provisional	-	-	-	-	-	-
Total	-	-	-	-	-	-
07701						
Polling	-	-	-	-	-	-
Absentee	-	-	-	-	-	-
Early Vote	-	-	-	-	-	-
Provisional	-	-	-	-	-	-
Total	-	-	-	-	-	-
07703						
Polling	-	-	-	-	-	-
Absentee	-	-	-	-	-	-
Early Vote	-	-	-	-	-	-
Provisional	-	-	-	-	-	-
Total	-	-	-	-	-	-
07803						
Polling	-	-	-	-	-	-
Absentee	-	-	-	-	-	-
Early Vote	-	-	-	-	-	-
Provisional	-	-	-	-	-	-
Total	-	-	-	-	-	-
07901						
Polling	-	-	-	-	-	-
Absentee	-	-	-	-	-	-
Early Vote	-	-	-	-	-	-
Provisional	-	-	-	-	-	-
Total	-	-	-	-	-	-
07902						
Polling	-	-	-	-	-	-
Absentee	-	-	-	-	-	-
Early Vote	-	-	-	-	-	-
Provisional	-	-	-	-	-	-
Total	-	-	-	-	-	-
07903						
Polling	-	-	-	-	-	-
Absentee	-	-	-	-	-	-
Early Vote	-	-	-	-	-	-
Provisional	-	-	-	-	-	-
Total	-	-	-	-	-	-
07907						

RETRIEVED FROM DEMOCRACYDOCKET.COM

Statement of Votes Cast
Shelby County, TN
State and Federal General Election _Municipal Elections
November 6, 2018
SOVC For Jurisdiction Wide, All Counters, All Races
Official Combined Results

	BARTLETT SCHOOL BOARD POST 2					
	Reg. Voters	Times Counted	Total Votes	Erin Elliott Berry	Write-In Votes	
Polling	-	-	-	-	-	-
Absentee	-	-	-	-	-	-
Early Vote	-	-	-	-	-	-
Provisional	-	-	-	-	-	-
Total	-	-	-	-	-	-
08002						
Polling	-	-	-	-	-	-
Absentee	-	-	-	-	-	-
Early Vote	-	-	-	-	-	-
Provisional	-	-	-	-	-	-
Total	-	-	-	-	-	-
08101						
Polling	-	-	-	-	-	-
Absentee	-	-	-	-	-	-
Early Vote	-	-	-	-	-	-
Provisional	-	-	-	-	-	-
Total	-	-	-	-	-	-
08103						
Polling	-	-	-	-	-	-
Absentee	-	-	-	-	-	-
Early Vote	-	-	-	-	-	-
Provisional	-	-	-	-	-	-
Total	-	-	-	-	-	-
08105						
Polling	-	-	-	-	-	-
Absentee	-	-	-	-	-	-
Early Vote	-	-	-	-	-	-
Provisional	-	-	-	-	-	-
Total	-	-	-	-	-	-
08107						
Polling	-	-	-	-	-	-
Absentee	-	-	-	-	-	-
Early Vote	-	-	-	-	-	-
Provisional	-	-	-	-	-	-
Total	-	-	-	-	-	-
08202						
Polling	-	-	-	-	-	-
Absentee	-	-	-	-	-	-
Early Vote	-	-	-	-	-	-
Provisional	-	-	-	-	-	-
Total	-	-	-	-	-	-
08300						
Polling	-	-	-	-	-	-
Absentee	-	-	-	-	-	-
Early Vote	-	-	-	-	-	-
Provisional	-	-	-	-	-	-
Total	-	-	-	-	-	-
08402						
Polling	-	-	-	-	-	-
Absentee	-	-	-	-	-	-
Early Vote	-	-	-	-	-	-
Provisional	-	-	-	-	-	-
Total	-	-	-	-	-	-
08600						
Polling	-	-	-	-	-	-
Absentee	-	-	-	-	-	-
Early Vote	-	-	-	-	-	-
Provisional	-	-	-	-	-	-

RETRIEVED FROM DEMOCRACYDOCKET.COM

Statement of Votes Cast
Shelby County, TN
State and Federal General Election _Municipal Elections
November 6, 2018
SOVC For Jurisdiction Wide, All Counters, All Races
Official Combined Results

	BARTLETT SCHOOL BOARD POST 2					
	Reg. Voters	Times Counted	Total Votes	Erin Elliott Berry	Write-In Votes	
Total	-	-	-	-	-	-
08702						
Polling	-	-	-	-	-	-
Absentee	-	-	-	-	-	-
Early Vote	-	-	-	-	-	-
Provisional	-	-	-	-	-	-
Total	-	-	-	-	-	-
08703						
Polling	-	-	-	-	-	-
Absentee	-	-	-	-	-	-
Early Vote	-	-	-	-	-	-
Provisional	-	-	-	-	-	-
Total	-	-	-	-	-	-
08704						
Polling	1	1	0	0	0	-
Absentee	1	0	0	0	0	-
Early Vote	1	0	0	0	0	-
Provisional	1	0	0	0	0	-
Total	1	1	0	0	0	-
08802						
Polling	-	-	-	-	-	-
Absentee	-	-	-	-	-	-
Early Vote	-	-	-	-	-	-
Provisional	-	-	-	-	-	-
Total	-	-	-	-	-	-
08803						
Polling	-	-	-	-	-	-
Absentee	-	-	-	-	-	-
Early Vote	-	-	-	-	-	-
Provisional	-	-	-	-	-	-
Total	-	-	-	-	-	-
08804						
Polling	-	-	-	-	-	-
Absentee	-	-	-	-	-	-
Early Vote	-	-	-	-	-	-
Provisional	-	-	-	-	-	-
Total	-	-	-	-	-	-
08901						
Polling	-	-	-	-	-	-
Absentee	-	-	-	-	-	-
Early Vote	-	-	-	-	-	-
Provisional	-	-	-	-	-	-
Total	-	-	-	-	-	-
08902						
Polling	-	-	-	-	-	-
Absentee	-	-	-	-	-	-
Early Vote	-	-	-	-	-	-
Provisional	-	-	-	-	-	-
Total	-	-	-	-	-	-
09002						
Polling	-	-	-	-	-	-
Absentee	-	-	-	-	-	-
Early Vote	-	-	-	-	-	-
Provisional	-	-	-	-	-	-
Total	-	-	-	-	-	-
09003						
Polling	-	-	-	-	-	-
Absentee	-	-	-	-	-	-

RETRIEVED FROM DEMOCRACYDOCKET.COM

Statement of Votes Cast
Shelby County, TN
State and Federal General Election _Municipal Elections
November 6, 2018
SOVC For Jurisdiction Wide, All Counters, All Races
Official Combined Results

	BARTLETT SCHOOL BOARD POST 2					
	Reg. Voters	Times Counted	Total Votes	Erin Elliott Berry	Write-In Votes	
Early Vote	-	-	-	-	-	-
Provisional	-	-	-	-	-	-
Total	-	-	-	-	-	-
09101						
Polling	-	-	-	-	-	-
Absentee	-	-	-	-	-	-
Early Vote	-	-	-	-	-	-
Provisional	-	-	-	-	-	-
Total	-	-	-	-	-	-
09102						
Polling	-	-	-	-	-	-
Absentee	-	-	-	-	-	-
Early Vote	-	-	-	-	-	-
Provisional	-	-	-	-	-	-
Total	-	-	-	-	-	-
09104						
Polling	-	-	-	-	-	-
Absentee	-	-	-	-	-	-
Early Vote	-	-	-	-	-	-
Provisional	-	-	-	-	-	-
Total	-	-	-	-	-	-
09201						
Polling	-	-	-	-	-	-
Absentee	-	-	-	-	-	-
Early Vote	-	-	-	-	-	-
Provisional	-	-	-	-	-	-
Total	-	-	-	-	-	-
09301						
Polling	-	-	-	-	-	-
Absentee	-	-	-	-	-	-
Early Vote	-	-	-	-	-	-
Provisional	-	-	-	-	-	-
Total	-	-	-	-	-	-
09303						
Polling	-	-	-	-	-	-
Absentee	-	-	-	-	-	-
Early Vote	-	-	-	-	-	-
Provisional	-	-	-	-	-	-
Total	-	-	-	-	-	-
09403						
Polling	-	-	-	-	-	-
Absentee	-	-	-	-	-	-
Early Vote	-	-	-	-	-	-
Provisional	-	-	-	-	-	-
Total	-	-	-	-	-	-
09406						
Polling	-	-	-	-	-	-
Absentee	-	-	-	-	-	-
Early Vote	-	-	-	-	-	-
Provisional	-	-	-	-	-	-
Total	-	-	-	-	-	-
09407						
Polling	-	-	-	-	-	-
Absentee	-	-	-	-	-	-
Early Vote	-	-	-	-	-	-
Provisional	-	-	-	-	-	-
Total	-	-	-	-	-	-
09408						

RETRIEVED FROM DEMOCRACYDOCKET.COM

Statement of Votes Cast
Shelby County, TN
State and Federal General Election _Municipal Elections
November 6, 2018
SOVC For Jurisdiction Wide, All Counters, All Races
Official Combined Results

	BARTLETT SCHOOL BOARD POST 2					
	Reg. Voters	Times Counted	Total Votes	Erin Elliott Berry	Write-In Votes	
Polling	-	-	-	-	-	-
Absentee	-	-	-	-	-	-
Early Vote	-	-	-	-	-	-
Provisional	-	-	-	-	-	-
Total	-	-	-	-	-	-
09501						
Polling	-	-	-	-	-	-
Absentee	-	-	-	-	-	-
Early Vote	-	-	-	-	-	-
Provisional	-	-	-	-	-	-
Total	-	-	-	-	-	-
09505						
Polling	-	-	-	-	-	-
Absentee	-	-	-	-	-	-
Early Vote	-	-	-	-	-	-
Provisional	-	-	-	-	-	-
Total	-	-	-	-	-	-
09506						
Polling	-	-	-	-	-	-
Absentee	-	-	-	-	-	-
Early Vote	-	-	-	-	-	-
Provisional	-	-	-	-	-	-
Total	-	-	-	-	-	-
09507						
Polling	-	-	-	-	-	-
Absentee	-	-	-	-	-	-
Early Vote	-	-	-	-	-	-
Provisional	-	-	-	-	-	-
Total	-	-	-	-	-	-
09508						
Polling	-	-	-	-	-	-
Absentee	-	-	-	-	-	-
Early Vote	-	-	-	-	-	-
Provisional	-	-	-	-	-	-
Total	-	-	-	-	-	-
09601						
Polling	-	-	-	-	-	-
Absentee	-	-	-	-	-	-
Early Vote	-	-	-	-	-	-
Provisional	-	-	-	-	-	-
Total	-	-	-	-	-	-
09602						
Polling	-	-	-	-	-	-
Absentee	-	-	-	-	-	-
Early Vote	-	-	-	-	-	-
Provisional	-	-	-	-	-	-
Total	-	-	-	-	-	-
ARL01						
Polling	-	-	-	-	-	-
Absentee	-	-	-	-	-	-
Early Vote	-	-	-	-	-	-
Provisional	-	-	-	-	-	-
Total	-	-	-	-	-	-
ARL02						
Polling	-	-	-	-	-	-
Absentee	-	-	-	-	-	-
Early Vote	-	-	-	-	-	-
Provisional	-	-	-	-	-	-

RETRIEVED FROM DEMOCRACYDOCKET.COM

Statement of Votes Cast
Shelby County, TN
State and Federal General Election _Municipal Elections
November 6, 2018
SOVC For Jurisdiction Wide, All Counters, All Races
Official Combined Results

BARTLETT SCHOOL BOARD POST 2

	Reg. Voters	Times Counted	Total Votes	Erin Elliott Berry		Write-In Votes	
Total	-	-	-	-	-	-	-
BAR03							
Polling	3245	604	501	498	99.40%	3	0.60%
Absentee	3245	27	21	20	95.24%	1	4.76%
Early Vote	3245	1372	1151	1151	100.00%	0	0.00%
Provisional	3245	1	1	1	100.00%	0	0.00%
Total	3245	2004	1674	1670	99.76%	4	0.24%
BAR04							
Polling	4846	715	588	583	99.15%	5	0.85%
Absentee	4846	26	18	18	100.00%	0	0.00%
Early Vote	4846	1976	1582	1575	99.56%	7	0.44%
Provisional	4846	8	4	4	100.00%	0	0.00%
Total	4846	2725	2192	2180	99.45%	12	0.55%
BAR05							
Polling	4505	1010	814	811	99.63%	3	0.37%
Absentee	4505	39	31	31	100.00%	0	0.00%
Early Vote	4505	1563	1258	1252	99.52%	6	0.48%
Provisional	4505	9	5	5	100.00%	0	0.00%
Total	4505	2621	2108	2099	99.57%	9	0.43%
BAR06							
Polling	3558	730	590	587	99.49%	3	0.51%
Absentee	3558	15	12	12	100.00%	0	0.00%
Early Vote	3558	1179	930	924	99.35%	6	0.65%
Provisional	3558	8	3	3	100.00%	0	0.00%
Total	3558	1932	1535	1526	99.41%	9	0.59%
BAR08							
Polling	5451	896	742	738	99.46%	4	0.54%
Absentee	5451	34	24	24	100.00%	0	0.00%
Early Vote	5451	2257	1871	1866	99.73%	5	0.27%
Provisional	5451	8	8	8	100.00%	0	0.00%
Total	5451	3195	2645	2636	99.66%	9	0.34%
BAR09							
Polling	4396	820	667	665	99.70%	2	0.30%
Absentee	4396	90	53	53	100.00%	0	0.00%
Early Vote	4396	1655	1345	1340	99.63%	5	0.37%
Provisional	4396	1	1	1	100.00%	0	0.00%
Total	4396	2566	2066	2059	99.66%	7	0.34%
BAR11							
Polling	2934	632	521	518	99.42%	3	0.58%
Absentee	2934	63	36	36	100.00%	0	0.00%
Early Vote	2934	1135	935	930	99.47%	5	0.53%
Provisional	2934	4	4	4	100.00%	0	0.00%
Total	2934	1834	1496	1488	99.47%	8	0.53%
BAR13							
Polling	5318	967	754	752	99.73%	2	0.27%
Absentee	5318	30	24	23	95.83%	1	4.17%
Early Vote	5318	2029	1618	1609	99.44%	9	0.56%
Provisional	5318	6	5	5	100.00%	0	0.00%
Total	5318	3032	2401	2389	99.50%	12	0.50%
BRU01							
Polling	2559	477	371	369	99.46%	2	0.54%
Absentee	2559	22	18	17	94.44%	1	5.56%
Early Vote	2559	1155	884	882	99.77%	2	0.23%
Provisional	2559	9	6	6	100.00%	0	0.00%
Total	2559	1663	1279	1274	99.61%	5	0.39%
BRU02							
Polling	4781	953	775	769	99.23%	6	0.77%
Absentee	4781	22	19	18	94.74%	1	5.26%

RETRIEVED FROM DEMOCRACYDOCKET.COM

Statement of Votes Cast
Shelby County, TN
State and Federal General Election _Municipal Elections
November 6, 2018
SOVC For Jurisdiction Wide, All Counters, All Races
Official Combined Results

BARTLETT SCHOOL BOARD POST 2

	Reg. Voters	Times Counted	Total Votes	Erin Elliott Berry		Write-In Votes	
Early Vote	4781	1864	1489	1482	99.53%	7	0.47%
Provisional	4781	11	9	9	100.00%	0	0.00%
Total	4781	2850	2292	2278	99.39%	14	0.61%
COL01							
Polling	-	-	-	-	-	-	-
Absentee	-	-	-	-	-	-	-
Early Vote	-	-	-	-	-	-	-
Provisional	-	-	-	-	-	-	-
Total	-	-	-	-	-	-	-
COL02							
Polling	-	-	-	-	-	-	-
Absentee	-	-	-	-	-	-	-
Early Vote	-	-	-	-	-	-	-
Provisional	-	-	-	-	-	-	-
Total	-	-	-	-	-	-	-
COL03							
Polling	-	-	-	-	-	-	-
Absentee	-	-	-	-	-	-	-
Early Vote	-	-	-	-	-	-	-
Provisional	-	-	-	-	-	-	-
Total	-	-	-	-	-	-	-
COL04							
Polling	-	-	-	-	-	-	-
Absentee	-	-	-	-	-	-	-
Early Vote	-	-	-	-	-	-	-
Provisional	-	-	-	-	-	-	-
Total	-	-	-	-	-	-	-
COL05							
Polling	-	-	-	-	-	-	-
Absentee	-	-	-	-	-	-	-
Early Vote	-	-	-	-	-	-	-
Provisional	-	-	-	-	-	-	-
Total	-	-	-	-	-	-	-
COL06							
Polling	-	-	-	-	-	-	-
Absentee	-	-	-	-	-	-	-
Early Vote	-	-	-	-	-	-	-
Provisional	-	-	-	-	-	-	-
Total	-	-	-	-	-	-	-
COL07							
Polling	-	-	-	-	-	-	-
Absentee	-	-	-	-	-	-	-
Early Vote	-	-	-	-	-	-	-
Provisional	-	-	-	-	-	-	-
Total	-	-	-	-	-	-	-
COL08							
Polling	-	-	-	-	-	-	-
Absentee	-	-	-	-	-	-	-
Early Vote	-	-	-	-	-	-	-
Provisional	-	-	-	-	-	-	-
Total	-	-	-	-	-	-	-
COL09							
Polling	-	-	-	-	-	-	-
Absentee	-	-	-	-	-	-	-
Early Vote	-	-	-	-	-	-	-
Provisional	-	-	-	-	-	-	-
Total	-	-	-	-	-	-	-
COR03							

RETRIEVED FROM DEMOCRACYDOCKET.COM

Statement of Votes Cast
Shelby County, TN
State and Federal General Election _Municipal Elections
November 6, 2018
SOVC For Jurisdiction Wide, All Counters, All Races
Official Combined Results

	BARTLETT SCHOOL BOARD POST 2					
	Reg. Voters	Times Counted	Total Votes	Erin Elliott Berry	Write-In Votes	
Polling	-	-	-	-	-	-
Absentee	-	-	-	-	-	-
Early Vote	-	-	-	-	-	-
Provisional	-	-	-	-	-	-
Total	-	-	-	-	-	-
COR04						
Polling	-	-	-	-	-	-
Absentee	-	-	-	-	-	-
Early Vote	-	-	-	-	-	-
Provisional	-	-	-	-	-	-
Total	-	-	-	-	-	-
COR05						
Polling	-	-	-	-	-	-
Absentee	-	-	-	-	-	-
Early Vote	-	-	-	-	-	-
Provisional	-	-	-	-	-	-
Total	-	-	-	-	-	-
EAD00						
Polling	-	-	-	-	-	-
Absentee	-	-	-	-	-	-
Early Vote	-	-	-	-	-	-
Provisional	-	-	-	-	-	-
Total	-	-	-	-	-	-
FOR01						
Polling	-	-	-	-	-	-
Absentee	-	-	-	-	-	-
Early Vote	-	-	-	-	-	-
Provisional	-	-	-	-	-	-
Total	-	-	-	-	-	-
FOR02						
Polling	-	-	-	-	-	-
Absentee	-	-	-	-	-	-
Early Vote	-	-	-	-	-	-
Provisional	-	-	-	-	-	-
Total	-	-	-	-	-	-
FOR03						
Polling	-	-	-	-	-	-
Absentee	-	-	-	-	-	-
Early Vote	-	-	-	-	-	-
Provisional	-	-	-	-	-	-
Total	-	-	-	-	-	-
GER02						
Polling	-	-	-	-	-	-
Absentee	-	-	-	-	-	-
Early Vote	-	-	-	-	-	-
Provisional	-	-	-	-	-	-
Total	-	-	-	-	-	-
GER03						
Polling	-	-	-	-	-	-
Absentee	-	-	-	-	-	-
Early Vote	-	-	-	-	-	-
Provisional	-	-	-	-	-	-
Total	-	-	-	-	-	-
GER04						
Polling	-	-	-	-	-	-
Absentee	-	-	-	-	-	-
Early Vote	-	-	-	-	-	-
Provisional	-	-	-	-	-	-

RETRIEVED FROM DEMOCRACYDOCKET.COM

Statement of Votes Cast
Shelby County, TN
State and Federal General Election _Municipal Elections
November 6, 2018
SOVC For Jurisdiction Wide, All Counters, All Races
Official Combined Results

	BARTLETT SCHOOL BOARD POST 2					
	Reg. Voters	Times Counted	Total Votes	Erin Elliott Berry	Write-In Votes	
Total	-	-	-	-	-	-
GER05						
Polling	-	-	-	-	-	-
Absentee	-	-	-	-	-	-
Early Vote	-	-	-	-	-	-
Provisional	-	-	-	-	-	-
Total	-	-	-	-	-	-
GER06						
Polling	-	-	-	-	-	-
Absentee	-	-	-	-	-	-
Early Vote	-	-	-	-	-	-
Provisional	-	-	-	-	-	-
Total	-	-	-	-	-	-
GER08						
Polling	-	-	-	-	-	-
Absentee	-	-	-	-	-	-
Early Vote	-	-	-	-	-	-
Provisional	-	-	-	-	-	-
Total	-	-	-	-	-	-
GER10						
Polling	-	-	-	-	-	-
Absentee	-	-	-	-	-	-
Early Vote	-	-	-	-	-	-
Provisional	-	-	-	-	-	-
Total	-	-	-	-	-	-
GER11						
Polling	-	-	-	-	-	-
Absentee	-	-	-	-	-	-
Early Vote	-	-	-	-	-	-
Provisional	-	-	-	-	-	-
Total	-	-	-	-	-	-
GER12						
Polling	-	-	-	-	-	-
Absentee	-	-	-	-	-	-
Early Vote	-	-	-	-	-	-
Provisional	-	-	-	-	-	-
Total	-	-	-	-	-	-
LAK01						
Polling	-	-	-	-	-	-
Absentee	-	-	-	-	-	-
Early Vote	-	-	-	-	-	-
Provisional	-	-	-	-	-	-
Total	-	-	-	-	-	-
LAK02						
Polling	-	-	-	-	-	-
Absentee	-	-	-	-	-	-
Early Vote	-	-	-	-	-	-
Provisional	-	-	-	-	-	-
Total	-	-	-	-	-	-
LUC01						
Polling	-	-	-	-	-	-
Absentee	-	-	-	-	-	-
Early Vote	-	-	-	-	-	-
Provisional	-	-	-	-	-	-
Total	-	-	-	-	-	-
LUC03						
Polling	-	-	-	-	-	-
Absentee	-	-	-	-	-	-

RETRIEVED FROM DEMOCRACYDOCKET.COM

Statement of Votes Cast
Shelby County, TN
State and Federal General Election _Municipal Elections
November 6, 2018
SOVC For Jurisdiction Wide, All Counters, All Races
Official Combined Results

	BARTLETT SCHOOL BOARD POST 2					
	Reg. Voters	Times Counted	Total Votes	Erin Elliott Berry	Write-In Votes	
Early Vote	-	-	-	-	-	-
Provisional	-	-	-	-	-	-
Total	-	-	-	-	-	-
MCC00						
Polling	-	-	-	-	-	-
Absentee	-	-	-	-	-	-
Early Vote	-	-	-	-	-	-
Provisional	-	-	-	-	-	-
Total	-	-	-	-	-	-
MIL01						
Polling	-	-	-	-	-	-
Absentee	-	-	-	-	-	-
Early Vote	-	-	-	-	-	-
Provisional	-	-	-	-	-	-
Total	-	-	-	-	-	-
MIL02						
Polling	-	-	-	-	-	-
Absentee	-	-	-	-	-	-
Early Vote	-	-	-	-	-	-
Provisional	-	-	-	-	-	-
Total	-	-	-	-	-	-
MOR01						
Polling	-	-	-	-	-	-
Absentee	-	-	-	-	-	-
Early Vote	-	-	-	-	-	-
Provisional	-	-	-	-	-	-
Total	-	-	-	-	-	-
MOR02						
Polling	-	-	-	-	-	-
Absentee	-	-	-	-	-	-
Early Vote	-	-	-	-	-	-
Provisional	-	-	-	-	-	-
Total	-	-	-	-	-	-
ROS05						
Polling	-	-	-	-	-	-
Absentee	-	-	-	-	-	-
Early Vote	-	-	-	-	-	-
Provisional	-	-	-	-	-	-
Total	-	-	-	-	-	-
ROS13						
Polling	-	-	-	-	-	-
Absentee	-	-	-	-	-	-
Early Vote	-	-	-	-	-	-
Provisional	-	-	-	-	-	-
Total	-	-	-	-	-	-
ROS14						
Polling	-	-	-	-	-	-
Absentee	-	-	-	-	-	-
Early Vote	-	-	-	-	-	-
Provisional	-	-	-	-	-	-
Total	-	-	-	-	-	-
ROS15						
Polling	-	-	-	-	-	-
Absentee	-	-	-	-	-	-
Early Vote	-	-	-	-	-	-
Provisional	-	-	-	-	-	-
Total	-	-	-	-	-	-
ROS16						

RETRIEVED FROM DEMOCRACYDOCKET.COM

Statement of Votes Cast
Shelby County, TN
State and Federal General Election _Municipal Elections
November 6, 2018
SOVC For Jurisdiction Wide, All Counters, All Races
Official Combined Results

	BARTLETT SCHOOL BOARD POST 2						
	Reg. Voters	Times Counted	Total Votes	Erin Elliott Berry		Write-In Votes	
Polling	-	-	-	-	-	-	-
Absentee	-	-	-	-	-	-	-
Early Vote	-	-	-	-	-	-	-
Provisional	-	-	-	-	-	-	-
Total	-	-	-	-	-	-	-
STE00							
Polling	-	-	-	-	-	-	-
Absentee	-	-	-	-	-	-	-
Early Vote	-	-	-	-	-	-	-
Provisional	-	-	-	-	-	-	-
Total	-	-	-	-	-	-	-
Total							
Polling	41594	7805	6323	6290	99.48%	33	0.52%
Absentee	41594	368	256	252	98.44%	4	1.56%
Early Vote	41594	16185	13063	13011	99.60%	52	0.40%
Provisional	41594	65	46	46	100.00%	0	0.00%
Total	41594	24423	19688	19599	99.55%	89	0.45%

RETRIEVED FROM DEMOCRACYDOCKET.COM

Statement of Votes Cast
Shelby County, TN
State and Federal General Election _Municipal Elections
November 6, 2018
SOVC For Jurisdiction Wide, All Counters, All Races
Official Combined Results

	BARTLETT SCHOOL BOARD POST 4					
	Reg. Voters	Times Counted	Total Votes	Bryan Woodruff	Write-In Votes	
Jurisdiction Wide						
00100						
Polling	-	-	-	-	-	-
Absentee	-	-	-	-	-	-
Early Vote	-	-	-	-	-	-
Provisional	-	-	-	-	-	-
Total	-	-	-	-	-	-
00200						
Polling	-	-	-	-	-	-
Absentee	-	-	-	-	-	-
Early Vote	-	-	-	-	-	-
Provisional	-	-	-	-	-	-
Total	-	-	-	-	-	-
01100						
Polling	-	-	-	-	-	-
Absentee	-	-	-	-	-	-
Early Vote	-	-	-	-	-	-
Provisional	-	-	-	-	-	-
Total	-	-	-	-	-	-
01200						
Polling	-	-	-	-	-	-
Absentee	-	-	-	-	-	-
Early Vote	-	-	-	-	-	-
Provisional	-	-	-	-	-	-
Total	-	-	-	-	-	-
01300						
Polling	-	-	-	-	-	-
Absentee	-	-	-	-	-	-
Early Vote	-	-	-	-	-	-
Provisional	-	-	-	-	-	-
Total	-	-	-	-	-	-
01601						
Polling	-	-	-	-	-	-
Absentee	-	-	-	-	-	-
Early Vote	-	-	-	-	-	-
Provisional	-	-	-	-	-	-
Total	-	-	-	-	-	-
01603						
Polling	-	-	-	-	-	-
Absentee	-	-	-	-	-	-
Early Vote	-	-	-	-	-	-
Provisional	-	-	-	-	-	-
Total	-	-	-	-	-	-
01700						
Polling	-	-	-	-	-	-
Absentee	-	-	-	-	-	-
Early Vote	-	-	-	-	-	-
Provisional	-	-	-	-	-	-
Total	-	-	-	-	-	-
02001						
Polling	-	-	-	-	-	-
Absentee	-	-	-	-	-	-
Early Vote	-	-	-	-	-	-
Provisional	-	-	-	-	-	-
Total	-	-	-	-	-	-
02003						
Polling	-	-	-	-	-	-
Absentee	-	-	-	-	-	-

RETRIEVED FROM DEMOCRACYDOCKET.COM

Statement of Votes Cast
Shelby County, TN
State and Federal General Election _Municipal Elections
November 6, 2018
SOVC For Jurisdiction Wide, All Counters, All Races
Official Combined Results

	BARTLETT SCHOOL BOARD POST 4					
	Reg. Voters	Times Counted	Total Votes	Bryan Woodruff	Write-In Votes	
Early Vote	-	-	-	-	-	-
Provisional	-	-	-	-	-	-
Total	-	-	-	-	-	-
02100						
Polling	-	-	-	-	-	-
Absentee	-	-	-	-	-	-
Early Vote	-	-	-	-	-	-
Provisional	-	-	-	-	-	-
Total	-	-	-	-	-	-
02600						
Polling	-	-	-	-	-	-
Absentee	-	-	-	-	-	-
Early Vote	-	-	-	-	-	-
Provisional	-	-	-	-	-	-
Total	-	-	-	-	-	-
02800						
Polling	-	-	-	-	-	-
Absentee	-	-	-	-	-	-
Early Vote	-	-	-	-	-	-
Provisional	-	-	-	-	-	-
Total	-	-	-	-	-	-
03102						
Polling	-	-	-	-	-	-
Absentee	-	-	-	-	-	-
Early Vote	-	-	-	-	-	-
Provisional	-	-	-	-	-	-
Total	-	-	-	-	-	-
03104						
Polling	-	-	-	-	-	-
Absentee	-	-	-	-	-	-
Early Vote	-	-	-	-	-	-
Provisional	-	-	-	-	-	-
Total	-	-	-	-	-	-
03300						
Polling	-	-	-	-	-	-
Absentee	-	-	-	-	-	-
Early Vote	-	-	-	-	-	-
Provisional	-	-	-	-	-	-
Total	-	-	-	-	-	-
03402						
Polling	-	-	-	-	-	-
Absentee	-	-	-	-	-	-
Early Vote	-	-	-	-	-	-
Provisional	-	-	-	-	-	-
Total	-	-	-	-	-	-
03601						
Polling	-	-	-	-	-	-
Absentee	-	-	-	-	-	-
Early Vote	-	-	-	-	-	-
Provisional	-	-	-	-	-	-
Total	-	-	-	-	-	-
03602						
Polling	-	-	-	-	-	-
Absentee	-	-	-	-	-	-
Early Vote	-	-	-	-	-	-
Provisional	-	-	-	-	-	-
Total	-	-	-	-	-	-
03700						

RETRIEVED FROM DEMOCRACYDOCKET.COM

Statement of Votes Cast
Shelby County, TN
State and Federal General Election _Municipal Elections
November 6, 2018
SOVC For Jurisdiction Wide, All Counters, All Races
Official Combined Results

	BARTLETT SCHOOL BOARD POST 4					
	Reg. Voters	Times Counted	Total Votes	Bryan Woodruff	Write-In Votes	
Polling	-	-	-	-	-	-
Absentee	-	-	-	-	-	-
Early Vote	-	-	-	-	-	-
Provisional	-	-	-	-	-	-
Total	-	-	-	-	-	-
04103						
Polling	-	-	-	-	-	-
Absentee	-	-	-	-	-	-
Early Vote	-	-	-	-	-	-
Provisional	-	-	-	-	-	-
Total	-	-	-	-	-	-
04201						
Polling	-	-	-	-	-	-
Absentee	-	-	-	-	-	-
Early Vote	-	-	-	-	-	-
Provisional	-	-	-	-	-	-
Total	-	-	-	-	-	-
04401						
Polling	-	-	-	-	-	-
Absentee	-	-	-	-	-	-
Early Vote	-	-	-	-	-	-
Provisional	-	-	-	-	-	-
Total	-	-	-	-	-	-
04405						
Polling	-	-	-	-	-	-
Absentee	-	-	-	-	-	-
Early Vote	-	-	-	-	-	-
Provisional	-	-	-	-	-	-
Total	-	-	-	-	-	-
04502						
Polling	-	-	-	-	-	-
Absentee	-	-	-	-	-	-
Early Vote	-	-	-	-	-	-
Provisional	-	-	-	-	-	-
Total	-	-	-	-	-	-
04504						
Polling	-	-	-	-	-	-
Absentee	-	-	-	-	-	-
Early Vote	-	-	-	-	-	-
Provisional	-	-	-	-	-	-
Total	-	-	-	-	-	-
04602						
Polling	-	-	-	-	-	-
Absentee	-	-	-	-	-	-
Early Vote	-	-	-	-	-	-
Provisional	-	-	-	-	-	-
Total	-	-	-	-	-	-
04700						
Polling	-	-	-	-	-	-
Absentee	-	-	-	-	-	-
Early Vote	-	-	-	-	-	-
Provisional	-	-	-	-	-	-
Total	-	-	-	-	-	-
04900						
Polling	-	-	-	-	-	-
Absentee	-	-	-	-	-	-
Early Vote	-	-	-	-	-	-
Provisional	-	-	-	-	-	-

RETRIEVED FROM DEMOCRACYDOCKET.COM

Statement of Votes Cast
Shelby County, TN
State and Federal General Election _Municipal Elections
November 6, 2018
SOVC For Jurisdiction Wide, All Counters, All Races
Official Combined Results

	BARTLETT SCHOOL BOARD POST 4					
	Reg. Voters	Times Counted	Total Votes	Bryan Woodruff	Write-In Votes	
Total	-	-	-	-	-	-
05001						
Polling	-	-	-	-	-	-
Absentee	-	-	-	-	-	-
Early Vote	-	-	-	-	-	-
Provisional	-	-	-	-	-	-
Total	-	-	-	-	-	-
05002						
Polling	-	-	-	-	-	-
Absentee	-	-	-	-	-	-
Early Vote	-	-	-	-	-	-
Provisional	-	-	-	-	-	-
Total	-	-	-	-	-	-
05201						
Polling	-	-	-	-	-	-
Absentee	-	-	-	-	-	-
Early Vote	-	-	-	-	-	-
Provisional	-	-	-	-	-	-
Total	-	-	-	-	-	-
05301						
Polling	-	-	-	-	-	-
Absentee	-	-	-	-	-	-
Early Vote	-	-	-	-	-	-
Provisional	-	-	-	-	-	-
Total	-	-	-	-	-	-
05400						
Polling	-	-	-	-	-	-
Absentee	-	-	-	-	-	-
Early Vote	-	-	-	-	-	-
Provisional	-	-	-	-	-	-
Total	-	-	-	-	-	-
05502						
Polling	-	-	-	-	-	-
Absentee	-	-	-	-	-	-
Early Vote	-	-	-	-	-	-
Provisional	-	-	-	-	-	-
Total	-	-	-	-	-	-
05700						
Polling	-	-	-	-	-	-
Absentee	-	-	-	-	-	-
Early Vote	-	-	-	-	-	-
Provisional	-	-	-	-	-	-
Total	-	-	-	-	-	-
05801						
Polling	-	-	-	-	-	-
Absentee	-	-	-	-	-	-
Early Vote	-	-	-	-	-	-
Provisional	-	-	-	-	-	-
Total	-	-	-	-	-	-
05804						
Polling	-	-	-	-	-	-
Absentee	-	-	-	-	-	-
Early Vote	-	-	-	-	-	-
Provisional	-	-	-	-	-	-
Total	-	-	-	-	-	-
05905						
Polling	-	-	-	-	-	-
Absentee	-	-	-	-	-	-

RETRIEVED FROM DEMOCRACYDOCKET.COM

Statement of Votes Cast
Shelby County, TN
State and Federal General Election _Municipal Elections
November 6, 2018
SOVC For Jurisdiction Wide, All Counters, All Races
Official Combined Results

	BARTLETT SCHOOL BOARD POST 4					
	Reg. Voters	Times Counted	Total Votes	Bryan Woodruff	Write-In Votes	
Early Vote	-	-	-	-	-	-
Provisional	-	-	-	-	-	-
Total	-	-	-	-	-	-
06003						
Polling	-	-	-	-	-	-
Absentee	-	-	-	-	-	-
Early Vote	-	-	-	-	-	-
Provisional	-	-	-	-	-	-
Total	-	-	-	-	-	-
06005						
Polling	-	-	-	-	-	-
Absentee	-	-	-	-	-	-
Early Vote	-	-	-	-	-	-
Provisional	-	-	-	-	-	-
Total	-	-	-	-	-	-
06006						
Polling	-	-	-	-	-	-
Absentee	-	-	-	-	-	-
Early Vote	-	-	-	-	-	-
Provisional	-	-	-	-	-	-
Total	-	-	-	-	-	-
06007						
Polling	-	-	-	-	-	-
Absentee	-	-	-	-	-	-
Early Vote	-	-	-	-	-	-
Provisional	-	-	-	-	-	-
Total	-	-	-	-	-	-
06009						
Polling	-	-	-	-	-	-
Absentee	-	-	-	-	-	-
Early Vote	-	-	-	-	-	-
Provisional	-	-	-	-	-	-
Total	-	-	-	-	-	-
06100						
Polling	-	-	-	-	-	-
Absentee	-	-	-	-	-	-
Early Vote	-	-	-	-	-	-
Provisional	-	-	-	-	-	-
Total	-	-	-	-	-	-
06200						
Polling	-	-	-	-	-	-
Absentee	-	-	-	-	-	-
Early Vote	-	-	-	-	-	-
Provisional	-	-	-	-	-	-
Total	-	-	-	-	-	-
06400						
Polling	-	-	-	-	-	-
Absentee	-	-	-	-	-	-
Early Vote	-	-	-	-	-	-
Provisional	-	-	-	-	-	-
Total	-	-	-	-	-	-
06600						
Polling	-	-	-	-	-	-
Absentee	-	-	-	-	-	-
Early Vote	-	-	-	-	-	-
Provisional	-	-	-	-	-	-
Total	-	-	-	-	-	-
06701						

RETRIEVED FROM DEMOCRACYDOCKET.COM

Statement of Votes Cast
Shelby County, TN
State and Federal General Election _Municipal Elections
November 6, 2018
SOVC For Jurisdiction Wide, All Counters, All Races
Official Combined Results

	BARTLETT SCHOOL BOARD POST 4					
	Reg. Voters	Times Counted	Total Votes	Bryan Woodruff	Write-In Votes	
Polling	-	-	-	-	-	-
Absentee	-	-	-	-	-	-
Early Vote	-	-	-	-	-	-
Provisional	-	-	-	-	-	-
Total	-	-	-	-	-	-
06703						
Polling	-	-	-	-	-	-
Absentee	-	-	-	-	-	-
Early Vote	-	-	-	-	-	-
Provisional	-	-	-	-	-	-
Total	-	-	-	-	-	-
06801						
Polling	-	-	-	-	-	-
Absentee	-	-	-	-	-	-
Early Vote	-	-	-	-	-	-
Provisional	-	-	-	-	-	-
Total	-	-	-	-	-	-
06803						
Polling	-	-	-	-	-	-
Absentee	-	-	-	-	-	-
Early Vote	-	-	-	-	-	-
Provisional	-	-	-	-	-	-
Total	-	-	-	-	-	-
06902						
Polling	-	-	-	-	-	-
Absentee	-	-	-	-	-	-
Early Vote	-	-	-	-	-	-
Provisional	-	-	-	-	-	-
Total	-	-	-	-	-	-
07001						
Polling	-	-	-	-	-	-
Absentee	-	-	-	-	-	-
Early Vote	-	-	-	-	-	-
Provisional	-	-	-	-	-	-
Total	-	-	-	-	-	-
07002						
Polling	-	-	-	-	-	-
Absentee	-	-	-	-	-	-
Early Vote	-	-	-	-	-	-
Provisional	-	-	-	-	-	-
Total	-	-	-	-	-	-
07104						
Polling	-	-	-	-	-	-
Absentee	-	-	-	-	-	-
Early Vote	-	-	-	-	-	-
Provisional	-	-	-	-	-	-
Total	-	-	-	-	-	-
07203						
Polling	-	-	-	-	-	-
Absentee	-	-	-	-	-	-
Early Vote	-	-	-	-	-	-
Provisional	-	-	-	-	-	-
Total	-	-	-	-	-	-
07207						
Polling	-	-	-	-	-	-
Absentee	-	-	-	-	-	-
Early Vote	-	-	-	-	-	-
Provisional	-	-	-	-	-	-

RETRIEVED FROM DEMOCRACYDOCKET.COM

Statement of Votes Cast
Shelby County, TN
State and Federal General Election _Municipal Elections
November 6, 2018
SOVC For Jurisdiction Wide, All Counters, All Races
Official Combined Results

	BARTLETT SCHOOL BOARD POST 4					
	Reg. Voters	Times Counted	Total Votes	Bryan Woodruff	Write-In Votes	
Total	-	-	-	-	-	-
07301						
Polling	-	-	-	-	-	-
Absentee	-	-	-	-	-	-
Early Vote	-	-	-	-	-	-
Provisional	-	-	-	-	-	-
Total	-	-	-	-	-	-
07303						
Polling	-	-	-	-	-	-
Absentee	-	-	-	-	-	-
Early Vote	-	-	-	-	-	-
Provisional	-	-	-	-	-	-
Total	-	-	-	-	-	-
07401						
Polling	-	-	-	-	-	-
Absentee	-	-	-	-	-	-
Early Vote	-	-	-	-	-	-
Provisional	-	-	-	-	-	-
Total	-	-	-	-	-	-
07402						
Polling	-	-	-	-	-	-
Absentee	-	-	-	-	-	-
Early Vote	-	-	-	-	-	-
Provisional	-	-	-	-	-	-
Total	-	-	-	-	-	-
07405						
Polling	-	-	-	-	-	-
Absentee	-	-	-	-	-	-
Early Vote	-	-	-	-	-	-
Provisional	-	-	-	-	-	-
Total	-	-	-	-	-	-
07409						
Polling	-	-	-	-	-	-
Absentee	-	-	-	-	-	-
Early Vote	-	-	-	-	-	-
Provisional	-	-	-	-	-	-
Total	-	-	-	-	-	-
07501						
Polling	-	-	-	-	-	-
Absentee	-	-	-	-	-	-
Early Vote	-	-	-	-	-	-
Provisional	-	-	-	-	-	-
Total	-	-	-	-	-	-
07506						
Polling	-	-	-	-	-	-
Absentee	-	-	-	-	-	-
Early Vote	-	-	-	-	-	-
Provisional	-	-	-	-	-	-
Total	-	-	-	-	-	-
07507						
Polling	-	-	-	-	-	-
Absentee	-	-	-	-	-	-
Early Vote	-	-	-	-	-	-
Provisional	-	-	-	-	-	-
Total	-	-	-	-	-	-
07511						
Polling	-	-	-	-	-	-
Absentee	-	-	-	-	-	-

RETRIEVED FROM DEMOCRACYDOCKET.COM

Statement of Votes Cast
Shelby County, TN
State and Federal General Election _Municipal Elections
November 6, 2018
SOVC For Jurisdiction Wide, All Counters, All Races
Official Combined Results

	BARTLETT SCHOOL BOARD POST 4					
	Reg. Voters	Times Counted	Total Votes	Bryan Woodruff	Write-In Votes	
Early Vote	-	-	-	-	-	-
Provisional	-	-	-	-	-	-
Total	-	-	-	-	-	-
07604						
Polling	-	-	-	-	-	-
Absentee	-	-	-	-	-	-
Early Vote	-	-	-	-	-	-
Provisional	-	-	-	-	-	-
Total	-	-	-	-	-	-
07605						
Polling	-	-	-	-	-	-
Absentee	-	-	-	-	-	-
Early Vote	-	-	-	-	-	-
Provisional	-	-	-	-	-	-
Total	-	-	-	-	-	-
07606						
Polling	-	-	-	-	-	-
Absentee	-	-	-	-	-	-
Early Vote	-	-	-	-	-	-
Provisional	-	-	-	-	-	-
Total	-	-	-	-	-	-
07701						
Polling	-	-	-	-	-	-
Absentee	-	-	-	-	-	-
Early Vote	-	-	-	-	-	-
Provisional	-	-	-	-	-	-
Total	-	-	-	-	-	-
07703						
Polling	-	-	-	-	-	-
Absentee	-	-	-	-	-	-
Early Vote	-	-	-	-	-	-
Provisional	-	-	-	-	-	-
Total	-	-	-	-	-	-
07803						
Polling	-	-	-	-	-	-
Absentee	-	-	-	-	-	-
Early Vote	-	-	-	-	-	-
Provisional	-	-	-	-	-	-
Total	-	-	-	-	-	-
07901						
Polling	-	-	-	-	-	-
Absentee	-	-	-	-	-	-
Early Vote	-	-	-	-	-	-
Provisional	-	-	-	-	-	-
Total	-	-	-	-	-	-
07902						
Polling	-	-	-	-	-	-
Absentee	-	-	-	-	-	-
Early Vote	-	-	-	-	-	-
Provisional	-	-	-	-	-	-
Total	-	-	-	-	-	-
07903						
Polling	-	-	-	-	-	-
Absentee	-	-	-	-	-	-
Early Vote	-	-	-	-	-	-
Provisional	-	-	-	-	-	-
Total	-	-	-	-	-	-
07907						

RETRIEVED FROM DEMOCRACYDOCKET.COM

Statement of Votes Cast
Shelby County, TN
State and Federal General Election _Municipal Elections
November 6, 2018
SOVC For Jurisdiction Wide, All Counters, All Races
Official Combined Results

	BARTLETT SCHOOL BOARD POST 4					
	Reg. Voters	Times Counted	Total Votes	Bryan Woodruff	Write-In Votes	
Polling	-	-	-	-	-	-
Absentee	-	-	-	-	-	-
Early Vote	-	-	-	-	-	-
Provisional	-	-	-	-	-	-
Total	-	-	-	-	-	-
08002						
Polling	-	-	-	-	-	-
Absentee	-	-	-	-	-	-
Early Vote	-	-	-	-	-	-
Provisional	-	-	-	-	-	-
Total	-	-	-	-	-	-
08101						
Polling	-	-	-	-	-	-
Absentee	-	-	-	-	-	-
Early Vote	-	-	-	-	-	-
Provisional	-	-	-	-	-	-
Total	-	-	-	-	-	-
08103						
Polling	-	-	-	-	-	-
Absentee	-	-	-	-	-	-
Early Vote	-	-	-	-	-	-
Provisional	-	-	-	-	-	-
Total	-	-	-	-	-	-
08105						
Polling	-	-	-	-	-	-
Absentee	-	-	-	-	-	-
Early Vote	-	-	-	-	-	-
Provisional	-	-	-	-	-	-
Total	-	-	-	-	-	-
08107						
Polling	-	-	-	-	-	-
Absentee	-	-	-	-	-	-
Early Vote	-	-	-	-	-	-
Provisional	-	-	-	-	-	-
Total	-	-	-	-	-	-
08202						
Polling	-	-	-	-	-	-
Absentee	-	-	-	-	-	-
Early Vote	-	-	-	-	-	-
Provisional	-	-	-	-	-	-
Total	-	-	-	-	-	-
08300						
Polling	-	-	-	-	-	-
Absentee	-	-	-	-	-	-
Early Vote	-	-	-	-	-	-
Provisional	-	-	-	-	-	-
Total	-	-	-	-	-	-
08402						
Polling	-	-	-	-	-	-
Absentee	-	-	-	-	-	-
Early Vote	-	-	-	-	-	-
Provisional	-	-	-	-	-	-
Total	-	-	-	-	-	-
08600						
Polling	-	-	-	-	-	-
Absentee	-	-	-	-	-	-
Early Vote	-	-	-	-	-	-
Provisional	-	-	-	-	-	-

RETRIEVED FROM DEMOCRACYDOCKET.COM

Statement of Votes Cast
Shelby County, TN
State and Federal General Election _Municipal Elections
November 6, 2018
SOVC For Jurisdiction Wide, All Counters, All Races
Official Combined Results

	BARTLETT SCHOOL BOARD POST 4					
	Reg. Voters	Times Counted	Total Votes	Bryan Woodruff	Write-In Votes	
Total	-	-	-	-	-	-
08702						
Polling	-	-	-	-	-	-
Absentee	-	-	-	-	-	-
Early Vote	-	-	-	-	-	-
Provisional	-	-	-	-	-	-
Total	-	-	-	-	-	-
08703						
Polling	-	-	-	-	-	-
Absentee	-	-	-	-	-	-
Early Vote	-	-	-	-	-	-
Provisional	-	-	-	-	-	-
Total	-	-	-	-	-	-
08704						
Polling	1	1	0	0	0	-
Absentee	1	0	0	0	0	-
Early Vote	1	0	0	0	0	-
Provisional	1	0	0	0	0	-
Total	1	1	0	0	0	-
08802						
Polling	-	-	-	-	-	-
Absentee	-	-	-	-	-	-
Early Vote	-	-	-	-	-	-
Provisional	-	-	-	-	-	-
Total	-	-	-	-	-	-
08803						
Polling	-	-	-	-	-	-
Absentee	-	-	-	-	-	-
Early Vote	-	-	-	-	-	-
Provisional	-	-	-	-	-	-
Total	-	-	-	-	-	-
08804						
Polling	-	-	-	-	-	-
Absentee	-	-	-	-	-	-
Early Vote	-	-	-	-	-	-
Provisional	-	-	-	-	-	-
Total	-	-	-	-	-	-
08901						
Polling	-	-	-	-	-	-
Absentee	-	-	-	-	-	-
Early Vote	-	-	-	-	-	-
Provisional	-	-	-	-	-	-
Total	-	-	-	-	-	-
08902						
Polling	-	-	-	-	-	-
Absentee	-	-	-	-	-	-
Early Vote	-	-	-	-	-	-
Provisional	-	-	-	-	-	-
Total	-	-	-	-	-	-
09002						
Polling	-	-	-	-	-	-
Absentee	-	-	-	-	-	-
Early Vote	-	-	-	-	-	-
Provisional	-	-	-	-	-	-
Total	-	-	-	-	-	-
09003						
Polling	-	-	-	-	-	-
Absentee	-	-	-	-	-	-

RETRIEVED FROM DEMOCRACYDOCKET.COM

Statement of Votes Cast
Shelby County, TN
State and Federal General Election _Municipal Elections
November 6, 2018
SOVC For Jurisdiction Wide, All Counters, All Races
Official Combined Results

	BARTLETT SCHOOL BOARD POST 4					
	Reg. Voters	Times Counted	Total Votes	Bryan Woodruff	Write-In Votes	
Early Vote	-	-	-	-	-	-
Provisional	-	-	-	-	-	-
Total	-	-	-	-	-	-
09101						
Polling	-	-	-	-	-	-
Absentee	-	-	-	-	-	-
Early Vote	-	-	-	-	-	-
Provisional	-	-	-	-	-	-
Total	-	-	-	-	-	-
09102						
Polling	-	-	-	-	-	-
Absentee	-	-	-	-	-	-
Early Vote	-	-	-	-	-	-
Provisional	-	-	-	-	-	-
Total	-	-	-	-	-	-
09104						
Polling	-	-	-	-	-	-
Absentee	-	-	-	-	-	-
Early Vote	-	-	-	-	-	-
Provisional	-	-	-	-	-	-
Total	-	-	-	-	-	-
09201						
Polling	-	-	-	-	-	-
Absentee	-	-	-	-	-	-
Early Vote	-	-	-	-	-	-
Provisional	-	-	-	-	-	-
Total	-	-	-	-	-	-
09301						
Polling	-	-	-	-	-	-
Absentee	-	-	-	-	-	-
Early Vote	-	-	-	-	-	-
Provisional	-	-	-	-	-	-
Total	-	-	-	-	-	-
09303						
Polling	-	-	-	-	-	-
Absentee	-	-	-	-	-	-
Early Vote	-	-	-	-	-	-
Provisional	-	-	-	-	-	-
Total	-	-	-	-	-	-
09403						
Polling	-	-	-	-	-	-
Absentee	-	-	-	-	-	-
Early Vote	-	-	-	-	-	-
Provisional	-	-	-	-	-	-
Total	-	-	-	-	-	-
09406						
Polling	-	-	-	-	-	-
Absentee	-	-	-	-	-	-
Early Vote	-	-	-	-	-	-
Provisional	-	-	-	-	-	-
Total	-	-	-	-	-	-
09407						
Polling	-	-	-	-	-	-
Absentee	-	-	-	-	-	-
Early Vote	-	-	-	-	-	-
Provisional	-	-	-	-	-	-
Total	-	-	-	-	-	-
09408						

RETRIEVED FROM DEMOCRACYDOCKET.COM

Statement of Votes Cast
Shelby County, TN
State and Federal General Election _Municipal Elections
November 6, 2018
SOVC For Jurisdiction Wide, All Counters, All Races
Official Combined Results

	BARTLETT SCHOOL BOARD POST 4					
	Reg. Voters	Times Counted	Total Votes	Bryan Woodruff	Write-In Votes	
Polling	-	-	-	-	-	-
Absentee	-	-	-	-	-	-
Early Vote	-	-	-	-	-	-
Provisional	-	-	-	-	-	-
Total	-	-	-	-	-	-
09501						
Polling	-	-	-	-	-	-
Absentee	-	-	-	-	-	-
Early Vote	-	-	-	-	-	-
Provisional	-	-	-	-	-	-
Total	-	-	-	-	-	-
09505						
Polling	-	-	-	-	-	-
Absentee	-	-	-	-	-	-
Early Vote	-	-	-	-	-	-
Provisional	-	-	-	-	-	-
Total	-	-	-	-	-	-
09506						
Polling	-	-	-	-	-	-
Absentee	-	-	-	-	-	-
Early Vote	-	-	-	-	-	-
Provisional	-	-	-	-	-	-
Total	-	-	-	-	-	-
09507						
Polling	-	-	-	-	-	-
Absentee	-	-	-	-	-	-
Early Vote	-	-	-	-	-	-
Provisional	-	-	-	-	-	-
Total	-	-	-	-	-	-
09508						
Polling	-	-	-	-	-	-
Absentee	-	-	-	-	-	-
Early Vote	-	-	-	-	-	-
Provisional	-	-	-	-	-	-
Total	-	-	-	-	-	-
09601						
Polling	-	-	-	-	-	-
Absentee	-	-	-	-	-	-
Early Vote	-	-	-	-	-	-
Provisional	-	-	-	-	-	-
Total	-	-	-	-	-	-
09602						
Polling	-	-	-	-	-	-
Absentee	-	-	-	-	-	-
Early Vote	-	-	-	-	-	-
Provisional	-	-	-	-	-	-
Total	-	-	-	-	-	-
ARL01						
Polling	-	-	-	-	-	-
Absentee	-	-	-	-	-	-
Early Vote	-	-	-	-	-	-
Provisional	-	-	-	-	-	-
Total	-	-	-	-	-	-
ARL02						
Polling	-	-	-	-	-	-
Absentee	-	-	-	-	-	-
Early Vote	-	-	-	-	-	-
Provisional	-	-	-	-	-	-

RETRIEVED FROM DEMOCRACYDOCKET.COM

Statement of Votes Cast
Shelby County, TN
State and Federal General Election _Municipal Elections
November 6, 2018
SOVC For Jurisdiction Wide, All Counters, All Races
Official Combined Results

BARTLETT SCHOOL BOARD POST 4

	Reg. Voters	Times Counted	Total Votes	Bryan Woodruff		Write-In Votes	
Total	-	-	-	-	-	-	-
BAR03							
Polling	3245	604	502	499	99.40%	3	0.60%
Absentee	3245	27	21	20	95.24%	1	4.76%
Early Vote	3245	1372	1144	1143	99.91%	1	0.09%
Provisional	3245	1	1	1	100.00%	0	0.00%
Total	3245	2004	1668	1663	99.70%	5	0.30%
BAR04							
Polling	4846	715	588	585	99.49%	3	0.51%
Absentee	4846	26	20	20	100.00%	0	0.00%
Early Vote	4846	1976	1564	1558	99.62%	6	0.38%
Provisional	4846	8	4	4	100.00%	0	0.00%
Total	4846	2725	2176	2167	99.59%	9	0.41%
BAR05							
Polling	4505	1010	819	815	99.51%	4	0.49%
Absentee	4505	39	31	31	100.00%	0	0.00%
Early Vote	4505	1563	1260	1252	99.37%	8	0.63%
Provisional	4505	9	5	5	100.00%	0	0.00%
Total	4505	2621	2115	2103	99.43%	12	0.57%
BAR06							
Polling	3558	730	595	593	99.66%	2	0.34%
Absentee	3558	15	12	12	100.00%	0	0.00%
Early Vote	3558	1179	943	936	99.26%	7	0.74%
Provisional	3558	8	3	3	100.00%	0	0.00%
Total	3558	1932	1553	1544	99.42%	9	0.58%
BAR08							
Polling	5451	896	749	746	99.60%	3	0.40%
Absentee	5451	34	23	23	100.00%	0	0.00%
Early Vote	5451	2257	1870	1864	99.68%	6	0.32%
Provisional	5451	8	8	8	100.00%	0	0.00%
Total	5451	3195	2650	2641	99.66%	9	0.34%
BAR09							
Polling	4396	820	666	664	99.70%	2	0.30%
Absentee	4396	90	51	50	98.04%	1	1.96%
Early Vote	4396	1655	1339	1336	99.78%	3	0.22%
Provisional	4396	1	1	1	100.00%	0	0.00%
Total	4396	2566	2057	2051	99.71%	6	0.29%
BAR11							
Polling	2934	632	522	519	99.43%	3	0.57%
Absentee	2934	63	35	35	100.00%	0	0.00%
Early Vote	2934	1135	930	925	99.46%	5	0.54%
Provisional	2934	4	4	4	100.00%	0	0.00%
Total	2934	1834	1491	1483	99.46%	8	0.54%
BAR13							
Polling	5318	967	753	751	99.73%	2	0.27%
Absentee	5318	30	20	19	95.00%	1	5.00%
Early Vote	5318	2029	1620	1612	99.51%	8	0.49%
Provisional	5318	6	5	5	100.00%	0	0.00%
Total	5318	3032	2398	2387	99.54%	11	0.46%
BRU01							
Polling	2559	477	370	368	99.46%	2	0.54%
Absentee	2559	22	18	17	94.44%	1	5.56%
Early Vote	2559	1155	880	878	99.77%	2	0.23%
Provisional	2559	9	6	6	100.00%	0	0.00%
Total	2559	1663	1274	1269	99.61%	5	0.39%
BRU02							
Polling	4781	953	774	767	99.10%	7	0.90%
Absentee	4781	22	19	18	94.74%	1	5.26%

RETRIEVED FROM DEMOCRACYDOCKET.COM

Statement of Votes Cast
Shelby County, TN
State and Federal General Election _Municipal Elections
November 6, 2018
SOVC For Jurisdiction Wide, All Counters, All Races
Official Combined Results

BARTLETT SCHOOL BOARD POST 4

	Reg. Voters	Times Counted	Total Votes	Bryan Woodruff		Write-In Votes	
Early Vote	4781	1864	1488	1483	99.66%	5	0.34%
Provisional	4781	11	8	8	100.00%	0	0.00%
Total	4781	2850	2289	2276	99.43%	13	0.57%
COL01							
Polling	-	-	-	-	-	-	-
Absentee	-	-	-	-	-	-	-
Early Vote	-	-	-	-	-	-	-
Provisional	-	-	-	-	-	-	-
Total	-	-	-	-	-	-	-
COL02							
Polling	-	-	-	-	-	-	-
Absentee	-	-	-	-	-	-	-
Early Vote	-	-	-	-	-	-	-
Provisional	-	-	-	-	-	-	-
Total	-	-	-	-	-	-	-
COL03							
Polling	-	-	-	-	-	-	-
Absentee	-	-	-	-	-	-	-
Early Vote	-	-	-	-	-	-	-
Provisional	-	-	-	-	-	-	-
Total	-	-	-	-	-	-	-
COL04							
Polling	-	-	-	-	-	-	-
Absentee	-	-	-	-	-	-	-
Early Vote	-	-	-	-	-	-	-
Provisional	-	-	-	-	-	-	-
Total	-	-	-	-	-	-	-
COL05							
Polling	-	-	-	-	-	-	-
Absentee	-	-	-	-	-	-	-
Early Vote	-	-	-	-	-	-	-
Provisional	-	-	-	-	-	-	-
Total	-	-	-	-	-	-	-
COL06							
Polling	-	-	-	-	-	-	-
Absentee	-	-	-	-	-	-	-
Early Vote	-	-	-	-	-	-	-
Provisional	-	-	-	-	-	-	-
Total	-	-	-	-	-	-	-
COL07							
Polling	-	-	-	-	-	-	-
Absentee	-	-	-	-	-	-	-
Early Vote	-	-	-	-	-	-	-
Provisional	-	-	-	-	-	-	-
Total	-	-	-	-	-	-	-
COL08							
Polling	-	-	-	-	-	-	-
Absentee	-	-	-	-	-	-	-
Early Vote	-	-	-	-	-	-	-
Provisional	-	-	-	-	-	-	-
Total	-	-	-	-	-	-	-
COL09							
Polling	-	-	-	-	-	-	-
Absentee	-	-	-	-	-	-	-
Early Vote	-	-	-	-	-	-	-
Provisional	-	-	-	-	-	-	-
Total	-	-	-	-	-	-	-
COR03							

RETRIEVED FROM DEMOCRACYDOCKET.COM

Statement of Votes Cast
Shelby County, TN
State and Federal General Election _Municipal Elections
November 6, 2018
SOVC For Jurisdiction Wide, All Counters, All Races
Official Combined Results

	BARTLETT SCHOOL BOARD POST 4					
	Reg. Voters	Times Counted	Total Votes	Bryan Woodruff	Write-In Votes	
Polling	-	-	-	-	-	-
Absentee	-	-	-	-	-	-
Early Vote	-	-	-	-	-	-
Provisional	-	-	-	-	-	-
Total	-	-	-	-	-	-
COR04						
Polling	-	-	-	-	-	-
Absentee	-	-	-	-	-	-
Early Vote	-	-	-	-	-	-
Provisional	-	-	-	-	-	-
Total	-	-	-	-	-	-
COR05						
Polling	-	-	-	-	-	-
Absentee	-	-	-	-	-	-
Early Vote	-	-	-	-	-	-
Provisional	-	-	-	-	-	-
Total	-	-	-	-	-	-
EAD00						
Polling	-	-	-	-	-	-
Absentee	-	-	-	-	-	-
Early Vote	-	-	-	-	-	-
Provisional	-	-	-	-	-	-
Total	-	-	-	-	-	-
FOR01						
Polling	-	-	-	-	-	-
Absentee	-	-	-	-	-	-
Early Vote	-	-	-	-	-	-
Provisional	-	-	-	-	-	-
Total	-	-	-	-	-	-
FOR02						
Polling	-	-	-	-	-	-
Absentee	-	-	-	-	-	-
Early Vote	-	-	-	-	-	-
Provisional	-	-	-	-	-	-
Total	-	-	-	-	-	-
FOR03						
Polling	-	-	-	-	-	-
Absentee	-	-	-	-	-	-
Early Vote	-	-	-	-	-	-
Provisional	-	-	-	-	-	-
Total	-	-	-	-	-	-
GER02						
Polling	-	-	-	-	-	-
Absentee	-	-	-	-	-	-
Early Vote	-	-	-	-	-	-
Provisional	-	-	-	-	-	-
Total	-	-	-	-	-	-
GER03						
Polling	-	-	-	-	-	-
Absentee	-	-	-	-	-	-
Early Vote	-	-	-	-	-	-
Provisional	-	-	-	-	-	-
Total	-	-	-	-	-	-
GER04						
Polling	-	-	-	-	-	-
Absentee	-	-	-	-	-	-
Early Vote	-	-	-	-	-	-
Provisional	-	-	-	-	-	-

RETRIEVED FROM DEMOCRACYDOCKET.COM

Statement of Votes Cast
Shelby County, TN
State and Federal General Election _Municipal Elections
November 6, 2018
SOVC For Jurisdiction Wide, All Counters, All Races
Official Combined Results

	BARTLETT SCHOOL BOARD POST 4					
	Reg. Voters	Times Counted	Total Votes	Bryan Woodruff	Write-In Votes	
Total	-	-	-	-	-	-
GER05						
Polling	-	-	-	-	-	-
Absentee	-	-	-	-	-	-
Early Vote	-	-	-	-	-	-
Provisional	-	-	-	-	-	-
Total	-	-	-	-	-	-
GER06						
Polling	-	-	-	-	-	-
Absentee	-	-	-	-	-	-
Early Vote	-	-	-	-	-	-
Provisional	-	-	-	-	-	-
Total	-	-	-	-	-	-
GER08						
Polling	-	-	-	-	-	-
Absentee	-	-	-	-	-	-
Early Vote	-	-	-	-	-	-
Provisional	-	-	-	-	-	-
Total	-	-	-	-	-	-
GER10						
Polling	-	-	-	-	-	-
Absentee	-	-	-	-	-	-
Early Vote	-	-	-	-	-	-
Provisional	-	-	-	-	-	-
Total	-	-	-	-	-	-
GER11						
Polling	-	-	-	-	-	-
Absentee	-	-	-	-	-	-
Early Vote	-	-	-	-	-	-
Provisional	-	-	-	-	-	-
Total	-	-	-	-	-	-
GER12						
Polling	-	-	-	-	-	-
Absentee	-	-	-	-	-	-
Early Vote	-	-	-	-	-	-
Provisional	-	-	-	-	-	-
Total	-	-	-	-	-	-
LAK01						
Polling	-	-	-	-	-	-
Absentee	-	-	-	-	-	-
Early Vote	-	-	-	-	-	-
Provisional	-	-	-	-	-	-
Total	-	-	-	-	-	-
LAK02						
Polling	-	-	-	-	-	-
Absentee	-	-	-	-	-	-
Early Vote	-	-	-	-	-	-
Provisional	-	-	-	-	-	-
Total	-	-	-	-	-	-
LUC01						
Polling	-	-	-	-	-	-
Absentee	-	-	-	-	-	-
Early Vote	-	-	-	-	-	-
Provisional	-	-	-	-	-	-
Total	-	-	-	-	-	-
LUC03						
Polling	-	-	-	-	-	-
Absentee	-	-	-	-	-	-

RETRIEVED FROM DEMOCRACYDOCKET.COM

Statement of Votes Cast
Shelby County, TN
State and Federal General Election _Municipal Elections
November 6, 2018
SOVC For Jurisdiction Wide, All Counters, All Races
Official Combined Results

	BARTLETT SCHOOL BOARD POST 4				
	Reg. Voters	Times Counted	Total Votes	Bryan Woodruff	Write-In Votes
Early Vote	-	-	-	-	-
Provisional	-	-	-	-	-
Total	-	-	-	-	-
MCC00					
Polling	-	-	-	-	-
Absentee	-	-	-	-	-
Early Vote	-	-	-	-	-
Provisional	-	-	-	-	-
Total	-	-	-	-	-
MIL01					
Polling	-	-	-	-	-
Absentee	-	-	-	-	-
Early Vote	-	-	-	-	-
Provisional	-	-	-	-	-
Total	-	-	-	-	-
MIL02					
Polling	-	-	-	-	-
Absentee	-	-	-	-	-
Early Vote	-	-	-	-	-
Provisional	-	-	-	-	-
Total	-	-	-	-	-
MOR01					
Polling	-	-	-	-	-
Absentee	-	-	-	-	-
Early Vote	-	-	-	-	-
Provisional	-	-	-	-	-
Total	-	-	-	-	-
MOR02					
Polling	-	-	-	-	-
Absentee	-	-	-	-	-
Early Vote	-	-	-	-	-
Provisional	-	-	-	-	-
Total	-	-	-	-	-
ROS05					
Polling	-	-	-	-	-
Absentee	-	-	-	-	-
Early Vote	-	-	-	-	-
Provisional	-	-	-	-	-
Total	-	-	-	-	-
ROS13					
Polling	-	-	-	-	-
Absentee	-	-	-	-	-
Early Vote	-	-	-	-	-
Provisional	-	-	-	-	-
Total	-	-	-	-	-
ROS14					
Polling	-	-	-	-	-
Absentee	-	-	-	-	-
Early Vote	-	-	-	-	-
Provisional	-	-	-	-	-
Total	-	-	-	-	-
ROS15					
Polling	-	-	-	-	-
Absentee	-	-	-	-	-
Early Vote	-	-	-	-	-
Provisional	-	-	-	-	-
Total	-	-	-	-	-
ROS16					

RETRIEVED FROM DEMOCRACYDOCKET.COM

Statement of Votes Cast
Shelby County, TN
State and Federal General Election _Municipal Elections
November 6, 2018
SOVC For Jurisdiction Wide, All Counters, All Races
Official Combined Results

	BARTLETT SCHOOL BOARD POST 4						
	Reg. Voters	Times Counted	Total Votes	Bryan Woodruff		Write-In Votes	
Polling	-	-	-	-	-	-	-
Absentee	-	-	-	-	-	-	-
Early Vote	-	-	-	-	-	-	-
Provisional	-	-	-	-	-	-	-
Total	-	-	-	-	-	-	-
STE00							
Polling	-	-	-	-	-	-	-
Absentee	-	-	-	-	-	-	-
Early Vote	-	-	-	-	-	-	-
Provisional	-	-	-	-	-	-	-
Total	-	-	-	-	-	-	-
Total							
Polling	41594	7805	6338	6307	99.51%	31	0.49%
Absentee	41594	368	250	245	98.00%	5	2.00%
Early Vote	41594	16185	13038	12987	99.61%	51	0.39%
Provisional	41594	65	45	45	100.00%	0	0.00%
Total	41594	24423	19671	19584	99.56%	87	0.44%

RETRIEVED FROM DEMOCRACYDOCKET.COM

Statement of Votes Cast
Shelby County, TN
State and Federal General Election _Municipal Elections
November 6, 2018
SOVC For Jurisdiction Wide, All Counters, All Races
Official Combined Results

	COLLIERVILLE ALDERMAN POST 1					
	Reg. Voters	Times Counted	Total Votes	William Boone	Maureen J. Fraser	Write-In Votes
Jurisdiction Wide						
00100						
Polling	-	-	-	-	-	-
Absentee	-	-	-	-	-	-
Early Vote	-	-	-	-	-	-
Provisional	-	-	-	-	-	-
Total	-	-	-	-	-	-
00200						
Polling	-	-	-	-	-	-
Absentee	-	-	-	-	-	-
Early Vote	-	-	-	-	-	-
Provisional	-	-	-	-	-	-
Total	-	-	-	-	-	-
01100						
Polling	-	-	-	-	-	-
Absentee	-	-	-	-	-	-
Early Vote	-	-	-	-	-	-
Provisional	-	-	-	-	-	-
Total	-	-	-	-	-	-
01200						
Polling	-	-	-	-	-	-
Absentee	-	-	-	-	-	-
Early Vote	-	-	-	-	-	-
Provisional	-	-	-	-	-	-
Total	-	-	-	-	-	-
01300						
Polling	-	-	-	-	-	-
Absentee	-	-	-	-	-	-
Early Vote	-	-	-	-	-	-
Provisional	-	-	-	-	-	-
Total	-	-	-	-	-	-
01601						
Polling	-	-	-	-	-	-
Absentee	-	-	-	-	-	-
Early Vote	-	-	-	-	-	-
Provisional	-	-	-	-	-	-
Total	-	-	-	-	-	-
01603						
Polling	-	-	-	-	-	-
Absentee	-	-	-	-	-	-
Early Vote	-	-	-	-	-	-
Provisional	-	-	-	-	-	-
Total	-	-	-	-	-	-
01700						
Polling	-	-	-	-	-	-
Absentee	-	-	-	-	-	-
Early Vote	-	-	-	-	-	-
Provisional	-	-	-	-	-	-
Total	-	-	-	-	-	-
02001						
Polling	-	-	-	-	-	-
Absentee	-	-	-	-	-	-
Early Vote	-	-	-	-	-	-
Provisional	-	-	-	-	-	-
Total	-	-	-	-	-	-
02003						
Polling	-	-	-	-	-	-
Absentee	-	-	-	-	-	-

RETRIEVED FROM DEMOCRACYDOCKET.COM

Statement of Votes Cast
Shelby County, TN
State and Federal General Election _Municipal Elections
November 6, 2018
SOVC For Jurisdiction Wide, All Counters, All Races
Official Combined Results

	COLLIERVILLE ALDERMAN POST 1					
	Reg. Voters	Times Counted	Total Votes	William Boone	Maureen J. Fraser	Write-In Votes
Early Vote	-	-	-	-	-	-
Provisional	-	-	-	-	-	-
Total	-	-	-	-	-	-
02100						
Polling	-	-	-	-	-	-
Absentee	-	-	-	-	-	-
Early Vote	-	-	-	-	-	-
Provisional	-	-	-	-	-	-
Total	-	-	-	-	-	-
02600						
Polling	-	-	-	-	-	-
Absentee	-	-	-	-	-	-
Early Vote	-	-	-	-	-	-
Provisional	-	-	-	-	-	-
Total	-	-	-	-	-	-
02800						
Polling	-	-	-	-	-	-
Absentee	-	-	-	-	-	-
Early Vote	-	-	-	-	-	-
Provisional	-	-	-	-	-	-
Total	-	-	-	-	-	-
03102						
Polling	-	-	-	-	-	-
Absentee	-	-	-	-	-	-
Early Vote	-	-	-	-	-	-
Provisional	-	-	-	-	-	-
Total	-	-	-	-	-	-
03104						
Polling	-	-	-	-	-	-
Absentee	-	-	-	-	-	-
Early Vote	-	-	-	-	-	-
Provisional	-	-	-	-	-	-
Total	-	-	-	-	-	-
03300						
Polling	-	-	-	-	-	-
Absentee	-	-	-	-	-	-
Early Vote	-	-	-	-	-	-
Provisional	-	-	-	-	-	-
Total	-	-	-	-	-	-
03402						
Polling	-	-	-	-	-	-
Absentee	-	-	-	-	-	-
Early Vote	-	-	-	-	-	-
Provisional	-	-	-	-	-	-
Total	-	-	-	-	-	-
03601						
Polling	-	-	-	-	-	-
Absentee	-	-	-	-	-	-
Early Vote	-	-	-	-	-	-
Provisional	-	-	-	-	-	-
Total	-	-	-	-	-	-
03602						
Polling	-	-	-	-	-	-
Absentee	-	-	-	-	-	-
Early Vote	-	-	-	-	-	-
Provisional	-	-	-	-	-	-
Total	-	-	-	-	-	-
03700						

RETRIEVED FROM DEMOCRACYDOCKET.COM

Statement of Votes Cast
Shelby County, TN
State and Federal General Election _Municipal Elections
November 6, 2018
SOVC For Jurisdiction Wide, All Counters, All Races
Official Combined Results

	COLLIERVILLE ALDERMAN POST 1								
	Reg. Voters	Times Counted	Total Votes	William Boone		Maureen J. Fraser		Write-In Votes	
Polling	-	-	-	-	-	-	-	-	-
Absentee	-	-	-	-	-	-	-	-	-
Early Vote	-	-	-	-	-	-	-	-	-
Provisional	-	-	-	-	-	-	-	-	-
Total	-	-	-	-	-	-	-	-	-
04103									
Polling	-	-	-	-	-	-	-	-	-
Absentee	-	-	-	-	-	-	-	-	-
Early Vote	-	-	-	-	-	-	-	-	-
Provisional	-	-	-	-	-	-	-	-	-
Total	-	-	-	-	-	-	-	-	-
04201									
Polling	-	-	-	-	-	-	-	-	-
Absentee	-	-	-	-	-	-	-	-	-
Early Vote	-	-	-	-	-	-	-	-	-
Provisional	-	-	-	-	-	-	-	-	-
Total	-	-	-	-	-	-	-	-	-
04401									
Polling	-	-	-	-	-	-	-	-	-
Absentee	-	-	-	-	-	-	-	-	-
Early Vote	-	-	-	-	-	-	-	-	-
Provisional	-	-	-	-	-	-	-	-	-
Total	-	-	-	-	-	-	-	-	-
04405									
Polling	-	-	-	-	-	-	-	-	-
Absentee	-	-	-	-	-	-	-	-	-
Early Vote	-	-	-	-	-	-	-	-	-
Provisional	-	-	-	-	-	-	-	-	-
Total	-	-	-	-	-	-	-	-	-
04502									
Polling	-	-	-	-	-	-	-	-	-
Absentee	-	-	-	-	-	-	-	-	-
Early Vote	-	-	-	-	-	-	-	-	-
Provisional	-	-	-	-	-	-	-	-	-
Total	-	-	-	-	-	-	-	-	-
04504									
Polling	-	-	-	-	-	-	-	-	-
Absentee	-	-	-	-	-	-	-	-	-
Early Vote	-	-	-	-	-	-	-	-	-
Provisional	-	-	-	-	-	-	-	-	-
Total	-	-	-	-	-	-	-	-	-
04602									
Polling	-	-	-	-	-	-	-	-	-
Absentee	-	-	-	-	-	-	-	-	-
Early Vote	-	-	-	-	-	-	-	-	-
Provisional	-	-	-	-	-	-	-	-	-
Total	-	-	-	-	-	-	-	-	-
04700									
Polling	-	-	-	-	-	-	-	-	-
Absentee	-	-	-	-	-	-	-	-	-
Early Vote	-	-	-	-	-	-	-	-	-
Provisional	-	-	-	-	-	-	-	-	-
Total	-	-	-	-	-	-	-	-	-
04900									
Polling	-	-	-	-	-	-	-	-	-
Absentee	-	-	-	-	-	-	-	-	-
Early Vote	-	-	-	-	-	-	-	-	-
Provisional	-	-	-	-	-	-	-	-	-

RETRIEVED FROM DEMOCRACYDOCKET.COM

Statement of Votes Cast
Shelby County, TN
State and Federal General Election _Municipal Elections
November 6, 2018
SOVC For Jurisdiction Wide, All Counters, All Races
Official Combined Results

COLLIERVILLE ALDERMAN POST 1

	Reg. Voters	Times Counted	Total Votes	William Boone	Maureen J. Fraser	Write-In Votes
Total	-	-	-	-	-	-
05001						
Polling	-	-	-	-	-	-
Absentee	-	-	-	-	-	-
Early Vote	-	-	-	-	-	-
Provisional	-	-	-	-	-	-
Total	-	-	-	-	-	-
05002						
Polling	-	-	-	-	-	-
Absentee	-	-	-	-	-	-
Early Vote	-	-	-	-	-	-
Provisional	-	-	-	-	-	-
Total	-	-	-	-	-	-
05201						
Polling	-	-	-	-	-	-
Absentee	-	-	-	-	-	-
Early Vote	-	-	-	-	-	-
Provisional	-	-	-	-	-	-
Total	-	-	-	-	-	-
05301						
Polling	-	-	-	-	-	-
Absentee	-	-	-	-	-	-
Early Vote	-	-	-	-	-	-
Provisional	-	-	-	-	-	-
Total	-	-	-	-	-	-
05400						
Polling	-	-	-	-	-	-
Absentee	-	-	-	-	-	-
Early Vote	-	-	-	-	-	-
Provisional	-	-	-	-	-	-
Total	-	-	-	-	-	-
05502						
Polling	-	-	-	-	-	-
Absentee	-	-	-	-	-	-
Early Vote	-	-	-	-	-	-
Provisional	-	-	-	-	-	-
Total	-	-	-	-	-	-
05700						
Polling	-	-	-	-	-	-
Absentee	-	-	-	-	-	-
Early Vote	-	-	-	-	-	-
Provisional	-	-	-	-	-	-
Total	-	-	-	-	-	-
05801						
Polling	-	-	-	-	-	-
Absentee	-	-	-	-	-	-
Early Vote	-	-	-	-	-	-
Provisional	-	-	-	-	-	-
Total	-	-	-	-	-	-
05804						
Polling	-	-	-	-	-	-
Absentee	-	-	-	-	-	-
Early Vote	-	-	-	-	-	-
Provisional	-	-	-	-	-	-
Total	-	-	-	-	-	-
05905						
Polling	-	-	-	-	-	-
Absentee	-	-	-	-	-	-

RETRIEVED FROM DEMOCRACYDOCKET.COM

Statement of Votes Cast
Shelby County, TN
State and Federal General Election _Municipal Elections
November 6, 2018
SOVC For Jurisdiction Wide, All Counters, All Races
Official Combined Results

	COLLIERVILLE ALDERMAN POST 1							
	Reg. Voters	Times Counted	Total Votes	William Boone		Maureen J. Fraser		Write-In Votes
Early Vote	-	-	-	-	-	-	-	-
Provisional	-	-	-	-	-	-	-	-
Total	-	-	-	-	-	-	-	-
06003								
Polling	-	-	-	-	-	-	-	-
Absentee	-	-	-	-	-	-	-	-
Early Vote	-	-	-	-	-	-	-	-
Provisional	-	-	-	-	-	-	-	-
Total	-	-	-	-	-	-	-	-
06005								
Polling	-	-	-	-	-	-	-	-
Absentee	-	-	-	-	-	-	-	-
Early Vote	-	-	-	-	-	-	-	-
Provisional	-	-	-	-	-	-	-	-
Total	-	-	-	-	-	-	-	-
06006								
Polling	-	-	-	-	-	-	-	-
Absentee	-	-	-	-	-	-	-	-
Early Vote	-	-	-	-	-	-	-	-
Provisional	-	-	-	-	-	-	-	-
Total	-	-	-	-	-	-	-	-
06007								
Polling	-	-	-	-	-	-	-	-
Absentee	-	-	-	-	-	-	-	-
Early Vote	-	-	-	-	-	-	-	-
Provisional	-	-	-	-	-	-	-	-
Total	-	-	-	-	-	-	-	-
06009								
Polling	-	-	-	-	-	-	-	-
Absentee	-	-	-	-	-	-	-	-
Early Vote	-	-	-	-	-	-	-	-
Provisional	-	-	-	-	-	-	-	-
Total	-	-	-	-	-	-	-	-
06100								
Polling	-	-	-	-	-	-	-	-
Absentee	-	-	-	-	-	-	-	-
Early Vote	-	-	-	-	-	-	-	-
Provisional	-	-	-	-	-	-	-	-
Total	-	-	-	-	-	-	-	-
06200								
Polling	-	-	-	-	-	-	-	-
Absentee	-	-	-	-	-	-	-	-
Early Vote	-	-	-	-	-	-	-	-
Provisional	-	-	-	-	-	-	-	-
Total	-	-	-	-	-	-	-	-
06400								
Polling	-	-	-	-	-	-	-	-
Absentee	-	-	-	-	-	-	-	-
Early Vote	-	-	-	-	-	-	-	-
Provisional	-	-	-	-	-	-	-	-
Total	-	-	-	-	-	-	-	-
06600								
Polling	-	-	-	-	-	-	-	-
Absentee	-	-	-	-	-	-	-	-
Early Vote	-	-	-	-	-	-	-	-
Provisional	-	-	-	-	-	-	-	-
Total	-	-	-	-	-	-	-	-
06701								

RETRIEVED FROM DEMOCRACYDOCKET.COM

Statement of Votes Cast
Shelby County, TN
State and Federal General Election _Municipal Elections
November 6, 2018
SOVC For Jurisdiction Wide, All Counters, All Races
Official Combined Results

	COLLIERVILLE ALDERMAN POST 1					
	Reg. Voters	Times Counted	Total Votes	William Boone	Maureen J. Fraser	Write-In Votes
Polling	-	-	-	-	-	-
Absentee	-	-	-	-	-	-
Early Vote	-	-	-	-	-	-
Provisional	-	-	-	-	-	-
Total	-	-	-	-	-	-
06703						
Polling	-	-	-	-	-	-
Absentee	-	-	-	-	-	-
Early Vote	-	-	-	-	-	-
Provisional	-	-	-	-	-	-
Total	-	-	-	-	-	-
06801						
Polling	-	-	-	-	-	-
Absentee	-	-	-	-	-	-
Early Vote	-	-	-	-	-	-
Provisional	-	-	-	-	-	-
Total	-	-	-	-	-	-
06803						
Polling	-	-	-	-	-	-
Absentee	-	-	-	-	-	-
Early Vote	-	-	-	-	-	-
Provisional	-	-	-	-	-	-
Total	-	-	-	-	-	-
06902						
Polling	-	-	-	-	-	-
Absentee	-	-	-	-	-	-
Early Vote	-	-	-	-	-	-
Provisional	-	-	-	-	-	-
Total	-	-	-	-	-	-
07001						
Polling	-	-	-	-	-	-
Absentee	-	-	-	-	-	-
Early Vote	-	-	-	-	-	-
Provisional	-	-	-	-	-	-
Total	-	-	-	-	-	-
07002						
Polling	-	-	-	-	-	-
Absentee	-	-	-	-	-	-
Early Vote	-	-	-	-	-	-
Provisional	-	-	-	-	-	-
Total	-	-	-	-	-	-
07104						
Polling	-	-	-	-	-	-
Absentee	-	-	-	-	-	-
Early Vote	-	-	-	-	-	-
Provisional	-	-	-	-	-	-
Total	-	-	-	-	-	-
07203						
Polling	-	-	-	-	-	-
Absentee	-	-	-	-	-	-
Early Vote	-	-	-	-	-	-
Provisional	-	-	-	-	-	-
Total	-	-	-	-	-	-
07207						
Polling	-	-	-	-	-	-
Absentee	-	-	-	-	-	-
Early Vote	-	-	-	-	-	-
Provisional	-	-	-	-	-	-

RETRIEVED FROM DEMOCRACYDOCKET.COM

Statement of Votes Cast
Shelby County, TN
State and Federal General Election _Municipal Elections
November 6, 2018
SOVC For Jurisdiction Wide, All Counters, All Races
Official Combined Results

COLLIERVILLE ALDERMAN POST 1

	Reg. Voters	Times Counted	Total Votes	William Boone	Maureen J. Fraser	Write-In Votes
Total	-	-	-	-	-	-
07301						
Polling	-	-	-	-	-	-
Absentee	-	-	-	-	-	-
Early Vote	-	-	-	-	-	-
Provisional	-	-	-	-	-	-
Total	-	-	-	-	-	-
07303						
Polling	-	-	-	-	-	-
Absentee	-	-	-	-	-	-
Early Vote	-	-	-	-	-	-
Provisional	-	-	-	-	-	-
Total	-	-	-	-	-	-
07401						
Polling	-	-	-	-	-	-
Absentee	-	-	-	-	-	-
Early Vote	-	-	-	-	-	-
Provisional	-	-	-	-	-	-
Total	-	-	-	-	-	-
07402						
Polling	-	-	-	-	-	-
Absentee	-	-	-	-	-	-
Early Vote	-	-	-	-	-	-
Provisional	-	-	-	-	-	-
Total	-	-	-	-	-	-
07405						
Polling	-	-	-	-	-	-
Absentee	-	-	-	-	-	-
Early Vote	-	-	-	-	-	-
Provisional	-	-	-	-	-	-
Total	-	-	-	-	-	-
07409						
Polling	-	-	-	-	-	-
Absentee	-	-	-	-	-	-
Early Vote	-	-	-	-	-	-
Provisional	-	-	-	-	-	-
Total	-	-	-	-	-	-
07501						
Polling	-	-	-	-	-	-
Absentee	-	-	-	-	-	-
Early Vote	-	-	-	-	-	-
Provisional	-	-	-	-	-	-
Total	-	-	-	-	-	-
07506						
Polling	-	-	-	-	-	-
Absentee	-	-	-	-	-	-
Early Vote	-	-	-	-	-	-
Provisional	-	-	-	-	-	-
Total	-	-	-	-	-	-
07507						
Polling	-	-	-	-	-	-
Absentee	-	-	-	-	-	-
Early Vote	-	-	-	-	-	-
Provisional	-	-	-	-	-	-
Total	-	-	-	-	-	-
07511						
Polling	-	-	-	-	-	-
Absentee	-	-	-	-	-	-

RETRIEVED FROM DEMOCRACYDOCKET.COM

Statement of Votes Cast
Shelby County, TN
State and Federal General Election _Municipal Elections
November 6, 2018
SOVC For Jurisdiction Wide, All Counters, All Races
Official Combined Results

	COLLIERVILLE ALDERMAN POST 1							
	Reg. Voters	Times Counted	Total Votes	William Boone		Maureen J. Fraser		Write-In Votes
Early Vote	-	-	-	-	-	-	-	-
Provisional	-	-	-	-	-	-	-	-
Total	-	-	-	-	-	-	-	-
07604								
Polling	-	-	-	-	-	-	-	-
Absentee	-	-	-	-	-	-	-	-
Early Vote	-	-	-	-	-	-	-	-
Provisional	-	-	-	-	-	-	-	-
Total	-	-	-	-	-	-	-	-
07605								
Polling	-	-	-	-	-	-	-	-
Absentee	-	-	-	-	-	-	-	-
Early Vote	-	-	-	-	-	-	-	-
Provisional	-	-	-	-	-	-	-	-
Total	-	-	-	-	-	-	-	-
07606								
Polling	-	-	-	-	-	-	-	-
Absentee	-	-	-	-	-	-	-	-
Early Vote	-	-	-	-	-	-	-	-
Provisional	-	-	-	-	-	-	-	-
Total	-	-	-	-	-	-	-	-
07701								
Polling	-	-	-	-	-	-	-	-
Absentee	-	-	-	-	-	-	-	-
Early Vote	-	-	-	-	-	-	-	-
Provisional	-	-	-	-	-	-	-	-
Total	-	-	-	-	-	-	-	-
07703								
Polling	-	-	-	-	-	-	-	-
Absentee	-	-	-	-	-	-	-	-
Early Vote	-	-	-	-	-	-	-	-
Provisional	-	-	-	-	-	-	-	-
Total	-	-	-	-	-	-	-	-
07803								
Polling	-	-	-	-	-	-	-	-
Absentee	-	-	-	-	-	-	-	-
Early Vote	-	-	-	-	-	-	-	-
Provisional	-	-	-	-	-	-	-	-
Total	-	-	-	-	-	-	-	-
07901								
Polling	-	-	-	-	-	-	-	-
Absentee	-	-	-	-	-	-	-	-
Early Vote	-	-	-	-	-	-	-	-
Provisional	-	-	-	-	-	-	-	-
Total	-	-	-	-	-	-	-	-
07902								
Polling	-	-	-	-	-	-	-	-
Absentee	-	-	-	-	-	-	-	-
Early Vote	-	-	-	-	-	-	-	-
Provisional	-	-	-	-	-	-	-	-
Total	-	-	-	-	-	-	-	-
07903								
Polling	-	-	-	-	-	-	-	-
Absentee	-	-	-	-	-	-	-	-
Early Vote	-	-	-	-	-	-	-	-
Provisional	-	-	-	-	-	-	-	-
Total	-	-	-	-	-	-	-	-
07907								

RETRIEVED FROM DEMOCRACYDOCKET.COM

Statement of Votes Cast
Shelby County, TN
State and Federal General Election _Municipal Elections
November 6, 2018
SOVC For Jurisdiction Wide, All Counters, All Races
Official Combined Results

	COLLIERVILLE ALDERMAN POST 1					
	Reg. Voters	Times Counted	Total Votes	William Boone	Maureen J. Fraser	Write-In Votes
Polling	-	-	-	-	-	-
Absentee	-	-	-	-	-	-
Early Vote	-	-	-	-	-	-
Provisional	-	-	-	-	-	-
Total	-	-	-	-	-	-
08002						
Polling	-	-	-	-	-	-
Absentee	-	-	-	-	-	-
Early Vote	-	-	-	-	-	-
Provisional	-	-	-	-	-	-
Total	-	-	-	-	-	-
08101						
Polling	-	-	-	-	-	-
Absentee	-	-	-	-	-	-
Early Vote	-	-	-	-	-	-
Provisional	-	-	-	-	-	-
Total	-	-	-	-	-	-
08103						
Polling	-	-	-	-	-	-
Absentee	-	-	-	-	-	-
Early Vote	-	-	-	-	-	-
Provisional	-	-	-	-	-	-
Total	-	-	-	-	-	-
08105						
Polling	-	-	-	-	-	-
Absentee	-	-	-	-	-	-
Early Vote	-	-	-	-	-	-
Provisional	-	-	-	-	-	-
Total	-	-	-	-	-	-
08107						
Polling	-	-	-	-	-	-
Absentee	-	-	-	-	-	-
Early Vote	-	-	-	-	-	-
Provisional	-	-	-	-	-	-
Total	-	-	-	-	-	-
08202						
Polling	-	-	-	-	-	-
Absentee	-	-	-	-	-	-
Early Vote	-	-	-	-	-	-
Provisional	-	-	-	-	-	-
Total	-	-	-	-	-	-
08300						
Polling	-	-	-	-	-	-
Absentee	-	-	-	-	-	-
Early Vote	-	-	-	-	-	-
Provisional	-	-	-	-	-	-
Total	-	-	-	-	-	-
08402						
Polling	-	-	-	-	-	-
Absentee	-	-	-	-	-	-
Early Vote	-	-	-	-	-	-
Provisional	-	-	-	-	-	-
Total	-	-	-	-	-	-
08600						
Polling	-	-	-	-	-	-
Absentee	-	-	-	-	-	-
Early Vote	-	-	-	-	-	-
Provisional	-	-	-	-	-	-

RETRIEVED FROM DEMOCRACYDOCKET.COM

Statement of Votes Cast
Shelby County, TN
State and Federal General Election _Municipal Elections
November 6, 2018
SOVC For Jurisdiction Wide, All Counters, All Races
Official Combined Results

COLLIERVILLE ALDERMAN POST 1

	Reg. Voters	Times Counted	Total Votes	William Boone	Maureen J. Fraser	Write-In Votes
Total	-	-	-	-	-	-
08702						
Polling	-	-	-	-	-	-
Absentee	-	-	-	-	-	-
Early Vote	-	-	-	-	-	-
Provisional	-	-	-	-	-	-
Total	-	-	-	-	-	-
08703						
Polling	-	-	-	-	-	-
Absentee	-	-	-	-	-	-
Early Vote	-	-	-	-	-	-
Provisional	-	-	-	-	-	-
Total	-	-	-	-	-	-
08704						
Polling	-	-	-	-	-	-
Absentee	-	-	-	-	-	-
Early Vote	-	-	-	-	-	-
Provisional	-	-	-	-	-	-
Total	-	-	-	-	-	-
08802						
Polling	-	-	-	-	-	-
Absentee	-	-	-	-	-	-
Early Vote	-	-	-	-	-	-
Provisional	-	-	-	-	-	-
Total	-	-	-	-	-	-
08803						
Polling	-	-	-	-	-	-
Absentee	-	-	-	-	-	-
Early Vote	-	-	-	-	-	-
Provisional	-	-	-	-	-	-
Total	-	-	-	-	-	-
08804						
Polling	-	-	-	-	-	-
Absentee	-	-	-	-	-	-
Early Vote	-	-	-	-	-	-
Provisional	-	-	-	-	-	-
Total	-	-	-	-	-	-
08901						
Polling	-	-	-	-	-	-
Absentee	-	-	-	-	-	-
Early Vote	-	-	-	-	-	-
Provisional	-	-	-	-	-	-
Total	-	-	-	-	-	-
08902						
Polling	-	-	-	-	-	-
Absentee	-	-	-	-	-	-
Early Vote	-	-	-	-	-	-
Provisional	-	-	-	-	-	-
Total	-	-	-	-	-	-
09002						
Polling	-	-	-	-	-	-
Absentee	-	-	-	-	-	-
Early Vote	-	-	-	-	-	-
Provisional	-	-	-	-	-	-
Total	-	-	-	-	-	-
09003						
Polling	-	-	-	-	-	-
Absentee	-	-	-	-	-	-

RETRIEVED FROM DEMOCRACYDOCKET.COM

Statement of Votes Cast
Shelby County, TN
State and Federal General Election _Municipal Elections
November 6, 2018
SOVC For Jurisdiction Wide, All Counters, All Races
Official Combined Results

	COLLIERVILLE ALDERMAN POST 1					
	Reg. Voters	Times Counted	Total Votes	William Boone	Maureen J. Fraser	Write-In Votes
Early Vote	-	-	-	-	-	-
Provisional	-	-	-	-	-	-
Total	-	-	-	-	-	-
09101						
Polling	-	-	-	-	-	-
Absentee	-	-	-	-	-	-
Early Vote	-	-	-	-	-	-
Provisional	-	-	-	-	-	-
Total	-	-	-	-	-	-
09102						
Polling	-	-	-	-	-	-
Absentee	-	-	-	-	-	-
Early Vote	-	-	-	-	-	-
Provisional	-	-	-	-	-	-
Total	-	-	-	-	-	-
09104						
Polling	-	-	-	-	-	-
Absentee	-	-	-	-	-	-
Early Vote	-	-	-	-	-	-
Provisional	-	-	-	-	-	-
Total	-	-	-	-	-	-
09201						
Polling	-	-	-	-	-	-
Absentee	-	-	-	-	-	-
Early Vote	-	-	-	-	-	-
Provisional	-	-	-	-	-	-
Total	-	-	-	-	-	-
09301						
Polling	-	-	-	-	-	-
Absentee	-	-	-	-	-	-
Early Vote	-	-	-	-	-	-
Provisional	-	-	-	-	-	-
Total	-	-	-	-	-	-
09303						
Polling	-	-	-	-	-	-
Absentee	-	-	-	-	-	-
Early Vote	-	-	-	-	-	-
Provisional	-	-	-	-	-	-
Total	-	-	-	-	-	-
09403						
Polling	-	-	-	-	-	-
Absentee	-	-	-	-	-	-
Early Vote	-	-	-	-	-	-
Provisional	-	-	-	-	-	-
Total	-	-	-	-	-	-
09406						
Polling	-	-	-	-	-	-
Absentee	-	-	-	-	-	-
Early Vote	-	-	-	-	-	-
Provisional	-	-	-	-	-	-
Total	-	-	-	-	-	-
09407						
Polling	-	-	-	-	-	-
Absentee	-	-	-	-	-	-
Early Vote	-	-	-	-	-	-
Provisional	-	-	-	-	-	-
Total	-	-	-	-	-	-
09408						

RETRIEVED FROM DEMOCRACYDOCKET.COM

Statement of Votes Cast
Shelby County, TN
State and Federal General Election _Municipal Elections
November 6, 2018
SOVC For Jurisdiction Wide, All Counters, All Races
Official Combined Results

	COLLIERVILLE ALDERMAN POST 1					
	Reg. Voters	Times Counted	Total Votes	William Boone	Maureen J. Fraser	Write-In Votes
Polling	-	-	-	-	-	-
Absentee	-	-	-	-	-	-
Early Vote	-	-	-	-	-	-
Provisional	-	-	-	-	-	-
Total	-	-	-	-	-	-
09501						
Polling	-	-	-	-	-	-
Absentee	-	-	-	-	-	-
Early Vote	-	-	-	-	-	-
Provisional	-	-	-	-	-	-
Total	-	-	-	-	-	-
09505						
Polling	-	-	-	-	-	-
Absentee	-	-	-	-	-	-
Early Vote	-	-	-	-	-	-
Provisional	-	-	-	-	-	-
Total	-	-	-	-	-	-
09506						
Polling	-	-	-	-	-	-
Absentee	-	-	-	-	-	-
Early Vote	-	-	-	-	-	-
Provisional	-	-	-	-	-	-
Total	-	-	-	-	-	-
09507						
Polling	-	-	-	-	-	-
Absentee	-	-	-	-	-	-
Early Vote	-	-	-	-	-	-
Provisional	-	-	-	-	-	-
Total	-	-	-	-	-	-
09508						
Polling	-	-	-	-	-	-
Absentee	-	-	-	-	-	-
Early Vote	-	-	-	-	-	-
Provisional	-	-	-	-	-	-
Total	-	-	-	-	-	-
09601						
Polling	-	-	-	-	-	-
Absentee	-	-	-	-	-	-
Early Vote	-	-	-	-	-	-
Provisional	-	-	-	-	-	-
Total	-	-	-	-	-	-
09602						
Polling	-	-	-	-	-	-
Absentee	-	-	-	-	-	-
Early Vote	-	-	-	-	-	-
Provisional	-	-	-	-	-	-
Total	-	-	-	-	-	-
ARL01						
Polling	-	-	-	-	-	-
Absentee	-	-	-	-	-	-
Early Vote	-	-	-	-	-	-
Provisional	-	-	-	-	-	-
Total	-	-	-	-	-	-
ARL02						
Polling	-	-	-	-	-	-
Absentee	-	-	-	-	-	-
Early Vote	-	-	-	-	-	-
Provisional	-	-	-	-	-	-

RETRIEVED FROM DEMOCRACYDOCKET.COM

Statement of Votes Cast
Shelby County, TN
State and Federal General Election _Municipal Elections
November 6, 2018
SOVC For Jurisdiction Wide, All Counters, All Races
Official Combined Results

	COLLIERVILLE ALDERMAN POST 1					
	Reg. Voters	Times Counted	Total Votes	William Boone	Maureen J. Fraser	Write-In Votes
Total	-	-	-	-	-	-
BAR03						
Polling	-	-	-	-	-	-
Absentee	-	-	-	-	-	-
Early Vote	-	-	-	-	-	-
Provisional	-	-	-	-	-	-
Total	-	-	-	-	-	-
BAR04						
Polling	-	-	-	-	-	-
Absentee	-	-	-	-	-	-
Early Vote	-	-	-	-	-	-
Provisional	-	-	-	-	-	-
Total	-	-	-	-	-	-
BAR05						
Polling	-	-	-	-	-	-
Absentee	-	-	-	-	-	-
Early Vote	-	-	-	-	-	-
Provisional	-	-	-	-	-	-
Total	-	-	-	-	-	-
BAR06						
Polling	-	-	-	-	-	-
Absentee	-	-	-	-	-	-
Early Vote	-	-	-	-	-	-
Provisional	-	-	-	-	-	-
Total	-	-	-	-	-	-
BAR08						
Polling	-	-	-	-	-	-
Absentee	-	-	-	-	-	-
Early Vote	-	-	-	-	-	-
Provisional	-	-	-	-	-	-
Total	-	-	-	-	-	-
BAR09						
Polling	-	-	-	-	-	-
Absentee	-	-	-	-	-	-
Early Vote	-	-	-	-	-	-
Provisional	-	-	-	-	-	-
Total	-	-	-	-	-	-
BAR11						
Polling	-	-	-	-	-	-
Absentee	-	-	-	-	-	-
Early Vote	-	-	-	-	-	-
Provisional	-	-	-	-	-	-
Total	-	-	-	-	-	-
BAR13						
Polling	-	-	-	-	-	-
Absentee	-	-	-	-	-	-
Early Vote	-	-	-	-	-	-
Provisional	-	-	-	-	-	-
Total	-	-	-	-	-	-
BRU01						
Polling	-	-	-	-	-	-
Absentee	-	-	-	-	-	-
Early Vote	-	-	-	-	-	-
Provisional	-	-	-	-	-	-
Total	-	-	-	-	-	-
BRU02						
Polling	-	-	-	-	-	-
Absentee	-	-	-	-	-	-

RETRIEVED FROM DEMOCRACYDOCKET.COM

Statement of Votes Cast
Shelby County, TN
State and Federal General Election _Municipal Elections
November 6, 2018
SOVC For Jurisdiction Wide, All Counters, All Races
Official Combined Results

COLLIERVILLE ALDERMAN POST 1

	Reg. Voters	Times Counted	Total Votes	William Boone		Maureen J. Fraser		Write-In Votes	
Early Vote	-	-	-	-	-	-	-	-	-
Provisional	-	-	-	-	-	-	-	-	-
Total	-	-	-	-	-	-	-	-	-
COL01									
Polling	4889	942	862	231	26.80%	626	72.62%	5	0.58%
Absentee	4889	25	21	3	14.29%	18	85.71%	0	0.00%
Early Vote	4889	1952	1774	484	27.28%	1286	72.49%	4	0.23%
Provisional	4889	4	3	1	33.33%	2	66.67%	0	0.00%
Total	4889	2923	2660	719	27.03%	1932	72.63%	9	0.34%
COL02									
Polling	4775	862	739	353	47.77%	382	51.69%	4	0.54%
Absentee	4775	45	33	12	36.36%	21	63.64%	0	0.00%
Early Vote	4775	1827	1543	685	44.39%	854	55.35%	4	0.26%
Provisional	4775	7	5	3	60.00%	2	40.00%	0	0.00%
Total	4775	2741	2320	1053	45.39%	1259	54.27%	8	0.34%
COL03									
Polling	3987	604	530	173	32.64%	355	66.98%	2	0.38%
Absentee	3987	18	17	4	23.53%	13	76.47%	0	0.00%
Early Vote	3987	1723	1576	476	30.20%	1098	69.67%	2	0.13%
Provisional	3987	6	6	4	66.67%	2	33.33%	0	0.00%
Total	3987	2351	2129	657	30.86%	1468	68.95%	4	0.19%
COL04									
Polling	4335	697	597	197	33.00%	397	66.50%	3	0.50%
Absentee	4335	33	25	5	20.00%	20	80.00%	0	0.00%
Early Vote	4335	1990	1726	505	29.26%	1218	70.57%	3	0.17%
Provisional	4335	10	9	3	33.33%	6	66.67%	0	0.00%
Total	4335	2730	2357	710	30.12%	1641	69.62%	6	0.25%
COL05									
Polling	2502	545	504	158	31.35%	346	68.65%	0	0.00%
Absentee	2502	28	16	1	6.25%	15	93.75%	0	0.00%
Early Vote	2502	965	871	233	26.75%	636	73.02%	2	0.23%
Provisional	2502	2	2	2	100.00%	0	0.00%	0	0.00%
Total	2502	1540	1393	394	28.28%	997	71.57%	2	0.14%
COL06									
Polling	3584	523	427	179	41.92%	245	57.38%	3	0.70%
Absentee	3584	48	35	8	22.86%	25	71.43%	2	5.71%
Early Vote	3584	1570	1271	465	36.59%	798	62.79%	8	0.63%
Provisional	3584	3	3	2	66.67%	1	33.33%	0	0.00%
Total	3584	2144	1736	654	37.67%	1069	61.58%	13	0.75%
COL07									
Polling	3670	747	657	312	47.49%	342	52.05%	3	0.46%
Absentee	3670	29	28	9	32.14%	19	67.86%	0	0.00%
Early Vote	3670	1414	1253	564	45.01%	682	54.43%	7	0.56%
Provisional	3670	8	8	4	50.00%	4	50.00%	0	0.00%
Total	3670	2198	1946	889	45.68%	1047	53.80%	10	0.51%
COL08									
Polling	2554	523	455	152	33.41%	301	66.15%	2	0.44%
Absentee	2554	32	29	4	13.79%	25	86.21%	0	0.00%
Early Vote	2554	992	883	245	27.75%	635	71.91%	3	0.34%
Provisional	2554	6	4	3	75.00%	1	25.00%	0	0.00%
Total	2554	1553	1371	404	29.47%	962	70.17%	5	0.36%
COL09									
Polling	3523	508	433	136	31.41%	295	68.13%	2	0.46%
Absentee	3523	52	36	16	44.44%	20	55.56%	0	0.00%
Early Vote	3523	1453	1298	411	31.66%	878	67.64%	9	0.69%
Provisional	3523	6	6	2	33.33%	4	66.67%	0	0.00%
Total	3523	2019	1773	565	31.87%	1197	67.51%	11	0.62%
COR03									

RETRIEVED FROM DEMOCRACYDOCKET.COM

Statement of Votes Cast
Shelby County, TN
State and Federal General Election _Municipal Elections
November 6, 2018
SOVC For Jurisdiction Wide, All Counters, All Races
Official Combined Results

COLLIERVILLE ALDERMAN POST 1

	Reg. Voters	Times Counted	Total Votes	William Boone		Maureen J. Fraser		Write-In Votes	
Polling	-	-	-	-	-	-	-	-	-
Absentee	-	-	-	-	-	-	-	-	-
Early Vote	-	-	-	-	-	-	-	-	-
Provisional	-	-	-	-	-	-	-	-	-
Total	-	-	-	-	-	-	-	-	-
COR04									
Polling	-	-	-	-	-	-	-	-	-
Absentee	-	-	-	-	-	-	-	-	-
Early Vote	-	-	-	-	-	-	-	-	-
Provisional	-	-	-	-	-	-	-	-	-
Total	-	-	-	-	-	-	-	-	-
COR05									
Polling	-	-	-	-	-	-	-	-	-
Absentee	-	-	-	-	-	-	-	-	-
Early Vote	-	-	-	-	-	-	-	-	-
Provisional	-	-	-	-	-	-	-	-	-
Total	-	-	-	-	-	-	-	-	-
EAD00									
Polling	-	-	-	-	-	-	-	-	-
Absentee	-	-	-	-	-	-	-	-	-
Early Vote	-	-	-	-	-	-	-	-	-
Provisional	-	-	-	-	-	-	-	-	-
Total	-	-	-	-	-	-	-	-	-
FOR01									
Polling	2	0	0	0	-	0	-	0	-
Absentee	2	0	0	0	-	0	-	0	-
Early Vote	2	1	1	0	0.00%	1	100.00%	0	0.00%
Provisional	2	0	0	0	-	0	-	0	-
Total	2	1	1	0	0.00%	1	100.00%	0	0.00%
FOR02									
Polling	1034	140	119	60	50.42%	56	47.06%	3	2.52%
Absentee	1034	8	6	6	100.00%	0	0.00%	0	0.00%
Early Vote	1034	452	374	161	43.05%	210	56.15%	3	0.80%
Provisional	1034	2	1	0	0.00%	1	100.00%	0	0.00%
Total	1034	602	500	227	45.40%	267	53.40%	6	1.20%
FOR03									
Polling	-	-	-	-	-	-	-	-	-
Absentee	-	-	-	-	-	-	-	-	-
Early Vote	-	-	-	-	-	-	-	-	-
Provisional	-	-	-	-	-	-	-	-	-
Total	-	-	-	-	-	-	-	-	-
GER02									
Polling	-	-	-	-	-	-	-	-	-
Absentee	-	-	-	-	-	-	-	-	-
Early Vote	-	-	-	-	-	-	-	-	-
Provisional	-	-	-	-	-	-	-	-	-
Total	-	-	-	-	-	-	-	-	-
GER03									
Polling	-	-	-	-	-	-	-	-	-
Absentee	-	-	-	-	-	-	-	-	-
Early Vote	-	-	-	-	-	-	-	-	-
Provisional	-	-	-	-	-	-	-	-	-
Total	-	-	-	-	-	-	-	-	-
GER04									
Polling	-	-	-	-	-	-	-	-	-
Absentee	-	-	-	-	-	-	-	-	-
Early Vote	-	-	-	-	-	-	-	-	-
Provisional	-	-	-	-	-	-	-	-	-

RETRIEVED FROM DEMOCRACYDOCKET.COM

Statement of Votes Cast
Shelby County, TN
State and Federal General Election _Municipal Elections
November 6, 2018
SOVC For Jurisdiction Wide, All Counters, All Races
Official Combined Results

COLLIERVILLE ALDERMAN POST 1

	Reg. Voters	Times Counted	Total Votes	William Boone		Maureen J. Fraser		Write-In Votes	
Total	-	-	-	-	-	-	-	-	-
GER05									
Polling	-	-	-	-	-	-	-	-	-
Absentee	-	-	-	-	-	-	-	-	-
Early Vote	-	-	-	-	-	-	-	-	-
Provisional	-	-	-	-	-	-	-	-	-
Total	-	-	-	-	-	-	-	-	-
GER06									
Polling	-	-	-	-	-	-	-	-	-
Absentee	-	-	-	-	-	-	-	-	-
Early Vote	-	-	-	-	-	-	-	-	-
Provisional	-	-	-	-	-	-	-	-	-
Total	-	-	-	-	-	-	-	-	-
GER08									
Polling	-	-	-	-	-	-	-	-	-
Absentee	-	-	-	-	-	-	-	-	-
Early Vote	-	-	-	-	-	-	-	-	-
Provisional	-	-	-	-	-	-	-	-	-
Total	-	-	-	-	-	-	-	-	-
GER10									
Polling	-	-	-	-	-	-	-	-	-
Absentee	-	-	-	-	-	-	-	-	-
Early Vote	-	-	-	-	-	-	-	-	-
Provisional	-	-	-	-	-	-	-	-	-
Total	-	-	-	-	-	-	-	-	-
GER11									
Polling	656	73	58	25	43.10%	31	53.45%	2	3.45%
Absentee	656	4	4	2	50.00%	2	50.00%	0	0.00%
Early Vote	656	338	277	124	44.77%	149	53.79%	4	1.44%
Provisional	656	2	1	0	0.00%	1	100.00%	0	0.00%
Total	656	417	340	151	44.41%	183	53.82%	6	1.76%
GER12									
Polling	-	-	-	-	-	-	-	-	-
Absentee	-	-	-	-	-	-	-	-	-
Early Vote	-	-	-	-	-	-	-	-	-
Provisional	-	-	-	-	-	-	-	-	-
Total	-	-	-	-	-	-	-	-	-
LAK01									
Polling	-	-	-	-	-	-	-	-	-
Absentee	-	-	-	-	-	-	-	-	-
Early Vote	-	-	-	-	-	-	-	-	-
Provisional	-	-	-	-	-	-	-	-	-
Total	-	-	-	-	-	-	-	-	-
LAK02									
Polling	-	-	-	-	-	-	-	-	-
Absentee	-	-	-	-	-	-	-	-	-
Early Vote	-	-	-	-	-	-	-	-	-
Provisional	-	-	-	-	-	-	-	-	-
Total	-	-	-	-	-	-	-	-	-
LUC01									
Polling	-	-	-	-	-	-	-	-	-
Absentee	-	-	-	-	-	-	-	-	-
Early Vote	-	-	-	-	-	-	-	-	-
Provisional	-	-	-	-	-	-	-	-	-
Total	-	-	-	-	-	-	-	-	-
LUC03									
Polling	-	-	-	-	-	-	-	-	-
Absentee	-	-	-	-	-	-	-	-	-

RETRIEVED FROM DEMOCRACYDOCKET.COM

Statement of Votes Cast
Shelby County, TN
State and Federal General Election _Municipal Elections
November 6, 2018
SOVC For Jurisdiction Wide, All Counters, All Races
Official Combined Results

	COLLIERVILLE ALDERMAN POST 1							
	Reg. Voters	Times Counted	Total Votes	William Boone		Maureen J. Fraser		Write-In Votes
Early Vote	-	-	-	-	-	-	-	-
Provisional	-	-	-	-	-	-	-	-
Total	-	-	-	-	-	-	-	-
MCC00								
Polling	-	-	-	-	-	-	-	-
Absentee	-	-	-	-	-	-	-	-
Early Vote	-	-	-	-	-	-	-	-
Provisional	-	-	-	-	-	-	-	-
Total	-	-	-	-	-	-	-	-
MIL01								
Polling	-	-	-	-	-	-	-	-
Absentee	-	-	-	-	-	-	-	-
Early Vote	-	-	-	-	-	-	-	-
Provisional	-	-	-	-	-	-	-	-
Total	-	-	-	-	-	-	-	-
MIL02								
Polling	-	-	-	-	-	-	-	-
Absentee	-	-	-	-	-	-	-	-
Early Vote	-	-	-	-	-	-	-	-
Provisional	-	-	-	-	-	-	-	-
Total	-	-	-	-	-	-	-	-
MOR01								
Polling	-	-	-	-	-	-	-	-
Absentee	-	-	-	-	-	-	-	-
Early Vote	-	-	-	-	-	-	-	-
Provisional	-	-	-	-	-	-	-	-
Total	-	-	-	-	-	-	-	-
MOR02								
Polling	-	-	-	-	-	-	-	-
Absentee	-	-	-	-	-	-	-	-
Early Vote	-	-	-	-	-	-	-	-
Provisional	-	-	-	-	-	-	-	-
Total	-	-	-	-	-	-	-	-
ROS05								
Polling	-	-	-	-	-	-	-	-
Absentee	-	-	-	-	-	-	-	-
Early Vote	-	-	-	-	-	-	-	-
Provisional	-	-	-	-	-	-	-	-
Total	-	-	-	-	-	-	-	-
ROS13								
Polling	-	-	-	-	-	-	-	-
Absentee	-	-	-	-	-	-	-	-
Early Vote	-	-	-	-	-	-	-	-
Provisional	-	-	-	-	-	-	-	-
Total	-	-	-	-	-	-	-	-
ROS14								
Polling	-	-	-	-	-	-	-	-
Absentee	-	-	-	-	-	-	-	-
Early Vote	-	-	-	-	-	-	-	-
Provisional	-	-	-	-	-	-	-	-
Total	-	-	-	-	-	-	-	-
ROS15								
Polling	-	-	-	-	-	-	-	-
Absentee	-	-	-	-	-	-	-	-
Early Vote	-	-	-	-	-	-	-	-
Provisional	-	-	-	-	-	-	-	-
Total	-	-	-	-	-	-	-	-
ROS16								

RETRIEVED FROM DEMOCRACYDOCKET.COM

Statement of Votes Cast
Shelby County, TN
State and Federal General Election _Municipal Elections
November 6, 2018
SOVC For Jurisdiction Wide, All Counters, All Races
Official Combined Results

	COLLIERVILLE ALDERMAN POST 1								
	Reg. Voters	Times Counted	Total Votes	William Boone		Maureen J. Fraser		Write-In Votes	
Polling	-	-	-	-	-	-	-	-	-
Absentee	-	-	-	-	-	-	-	-	-
Early Vote	-	-	-	-	-	-	-	-	-
Provisional	-	-	-	-	-	-	-	-	-
Total	-	-	-	-	-	-	-	-	-
STE00									
Polling	-	-	-	-	-	-	-	-	-
Absentee	-	-	-	-	-	-	-	-	-
Early Vote	-	-	-	-	-	-	-	-	-
Provisional	-	-	-	-	-	-	-	-	-
Total	-	-	-	-	-	-	-	-	-
Total									
Polling	35511	6164	5381	1976	36.72%	3376	62.74%	29	0.54%
Absentee	35511	322	250	70	28.00%	178	71.20%	2	0.80%
Early Vote	35511	14677	12847	4353	33.88%	8445	65.74%	49	0.38%
Provisional	35511	56	48	24	50.00%	24	50.00%	0	0.00%
Total	35511	21219	18526	6423	34.67%	12023	64.90%	80	0.43%

RETRIEVED FROM DEMOCRACYDOCKET.COM

Statement of Votes Cast
Shelby County, TN
State and Federal General Election _Municipal Elections
November 6, 2018
SOVC For Jurisdiction Wide, All Counters, All Races
Official Combined Results

	COLLIERVILLE ALDERMAN POST 2				
	Reg. Voters	Times Counted	Total Votes	Billy Patton	Write-In Votes
Jurisdiction Wide					
00100					
Polling	-	-	-	-	-
Absentee	-	-	-	-	-
Early Vote	-	-	-	-	-
Provisional	-	-	-	-	-
Total	-	-	-	-	-
00200					
Polling	-	-	-	-	-
Absentee	-	-	-	-	-
Early Vote	-	-	-	-	-
Provisional	-	-	-	-	-
Total	-	-	-	-	-
01100					
Polling	-	-	-	-	-
Absentee	-	-	-	-	-
Early Vote	-	-	-	-	-
Provisional	-	-	-	-	-
Total	-	-	-	-	-
01200					
Polling	-	-	-	-	-
Absentee	-	-	-	-	-
Early Vote	-	-	-	-	-
Provisional	-	-	-	-	-
Total	-	-	-	-	-
01300					
Polling	-	-	-	-	-
Absentee	-	-	-	-	-
Early Vote	-	-	-	-	-
Provisional	-	-	-	-	-
Total	-	-	-	-	-
01601					
Polling	-	-	-	-	-
Absentee	-	-	-	-	-
Early Vote	-	-	-	-	-
Provisional	-	-	-	-	-
Total	-	-	-	-	-
01603					
Polling	-	-	-	-	-
Absentee	-	-	-	-	-
Early Vote	-	-	-	-	-
Provisional	-	-	-	-	-
Total	-	-	-	-	-
01700					
Polling	-	-	-	-	-
Absentee	-	-	-	-	-
Early Vote	-	-	-	-	-
Provisional	-	-	-	-	-
Total	-	-	-	-	-
02001					
Polling	-	-	-	-	-
Absentee	-	-	-	-	-
Early Vote	-	-	-	-	-
Provisional	-	-	-	-	-
Total	-	-	-	-	-
02003					
Polling	-	-	-	-	-
Absentee	-	-	-	-	-

RETRIEVED FROM DEMOCRACYDOCKET.COM

Statement of Votes Cast
Shelby County, TN
State and Federal General Election _Municipal Elections
November 6, 2018
SOVC For Jurisdiction Wide, All Counters, All Races
Official Combined Results

	COLLIERVILLE ALDERMAN POST 2					
	Reg. Voters	Times Counted	Total Votes	Billy Patton	Write-In Votes	
Early Vote	-	-	-	-	-	-
Provisional	-	-	-	-	-	-
Total	-	-	-	-	-	-
02100						
Polling	-	-	-	-	-	-
Absentee	-	-	-	-	-	-
Early Vote	-	-	-	-	-	-
Provisional	-	-	-	-	-	-
Total	-	-	-	-	-	-
02600						
Polling	-	-	-	-	-	-
Absentee	-	-	-	-	-	-
Early Vote	-	-	-	-	-	-
Provisional	-	-	-	-	-	-
Total	-	-	-	-	-	-
02800						
Polling	-	-	-	-	-	-
Absentee	-	-	-	-	-	-
Early Vote	-	-	-	-	-	-
Provisional	-	-	-	-	-	-
Total	-	-	-	-	-	-
03102						
Polling	-	-	-	-	-	-
Absentee	-	-	-	-	-	-
Early Vote	-	-	-	-	-	-
Provisional	-	-	-	-	-	-
Total	-	-	-	-	-	-
03104						
Polling	-	-	-	-	-	-
Absentee	-	-	-	-	-	-
Early Vote	-	-	-	-	-	-
Provisional	-	-	-	-	-	-
Total	-	-	-	-	-	-
03300						
Polling	-	-	-	-	-	-
Absentee	-	-	-	-	-	-
Early Vote	-	-	-	-	-	-
Provisional	-	-	-	-	-	-
Total	-	-	-	-	-	-
03402						
Polling	-	-	-	-	-	-
Absentee	-	-	-	-	-	-
Early Vote	-	-	-	-	-	-
Provisional	-	-	-	-	-	-
Total	-	-	-	-	-	-
03601						
Polling	-	-	-	-	-	-
Absentee	-	-	-	-	-	-
Early Vote	-	-	-	-	-	-
Provisional	-	-	-	-	-	-
Total	-	-	-	-	-	-
03602						
Polling	-	-	-	-	-	-
Absentee	-	-	-	-	-	-
Early Vote	-	-	-	-	-	-
Provisional	-	-	-	-	-	-
Total	-	-	-	-	-	-
03700						

RETRIEVED FROM DEMOCRACYDOCKET.COM

Statement of Votes Cast
Shelby County, TN
State and Federal General Election _Municipal Elections
November 6, 2018
SOVC For Jurisdiction Wide, All Counters, All Races
Official Combined Results

	COLLIERVILLE ALDERMAN POST 2					
	Reg. Voters	Times Counted	Total Votes	Billy Patton	Write-In Votes	
Polling	-	-	-	-	-	-
Absentee	-	-	-	-	-	-
Early Vote	-	-	-	-	-	-
Provisional	-	-	-	-	-	-
Total	-	-	-	-	-	-
04103						
Polling	-	-	-	-	-	-
Absentee	-	-	-	-	-	-
Early Vote	-	-	-	-	-	-
Provisional	-	-	-	-	-	-
Total	-	-	-	-	-	-
04201						
Polling	-	-	-	-	-	-
Absentee	-	-	-	-	-	-
Early Vote	-	-	-	-	-	-
Provisional	-	-	-	-	-	-
Total	-	-	-	-	-	-
04401						
Polling	-	-	-	-	-	-
Absentee	-	-	-	-	-	-
Early Vote	-	-	-	-	-	-
Provisional	-	-	-	-	-	-
Total	-	-	-	-	-	-
04405						
Polling	-	-	-	-	-	-
Absentee	-	-	-	-	-	-
Early Vote	-	-	-	-	-	-
Provisional	-	-	-	-	-	-
Total	-	-	-	-	-	-
04502						
Polling	-	-	-	-	-	-
Absentee	-	-	-	-	-	-
Early Vote	-	-	-	-	-	-
Provisional	-	-	-	-	-	-
Total	-	-	-	-	-	-
04504						
Polling	-	-	-	-	-	-
Absentee	-	-	-	-	-	-
Early Vote	-	-	-	-	-	-
Provisional	-	-	-	-	-	-
Total	-	-	-	-	-	-
04602						
Polling	-	-	-	-	-	-
Absentee	-	-	-	-	-	-
Early Vote	-	-	-	-	-	-
Provisional	-	-	-	-	-	-
Total	-	-	-	-	-	-
04700						
Polling	-	-	-	-	-	-
Absentee	-	-	-	-	-	-
Early Vote	-	-	-	-	-	-
Provisional	-	-	-	-	-	-
Total	-	-	-	-	-	-
04900						
Polling	-	-	-	-	-	-
Absentee	-	-	-	-	-	-
Early Vote	-	-	-	-	-	-
Provisional	-	-	-	-	-	-

RETRIEVED FROM DEMOCRACYDOCKET.COM

Statement of Votes Cast
Shelby County, TN
State and Federal General Election _Municipal Elections
November 6, 2018
SOVC For Jurisdiction Wide, All Counters, All Races
Official Combined Results

	COLLIERVILLE ALDERMAN POST 2					
	Reg. Voters	Times Counted	Total Votes	Billy Patton	Write-In Votes	
Total	-	-	-	-	-	-
05001						
Polling	-	-	-	-	-	-
Absentee	-	-	-	-	-	-
Early Vote	-	-	-	-	-	-
Provisional	-	-	-	-	-	-
Total	-	-	-	-	-	-
05002						
Polling	-	-	-	-	-	-
Absentee	-	-	-	-	-	-
Early Vote	-	-	-	-	-	-
Provisional	-	-	-	-	-	-
Total	-	-	-	-	-	-
05201						
Polling	-	-	-	-	-	-
Absentee	-	-	-	-	-	-
Early Vote	-	-	-	-	-	-
Provisional	-	-	-	-	-	-
Total	-	-	-	-	-	-
05301						
Polling	-	-	-	-	-	-
Absentee	-	-	-	-	-	-
Early Vote	-	-	-	-	-	-
Provisional	-	-	-	-	-	-
Total	-	-	-	-	-	-
05400						
Polling	-	-	-	-	-	-
Absentee	-	-	-	-	-	-
Early Vote	-	-	-	-	-	-
Provisional	-	-	-	-	-	-
Total	-	-	-	-	-	-
05502						
Polling	-	-	-	-	-	-
Absentee	-	-	-	-	-	-
Early Vote	-	-	-	-	-	-
Provisional	-	-	-	-	-	-
Total	-	-	-	-	-	-
05700						
Polling	-	-	-	-	-	-
Absentee	-	-	-	-	-	-
Early Vote	-	-	-	-	-	-
Provisional	-	-	-	-	-	-
Total	-	-	-	-	-	-
05801						
Polling	-	-	-	-	-	-
Absentee	-	-	-	-	-	-
Early Vote	-	-	-	-	-	-
Provisional	-	-	-	-	-	-
Total	-	-	-	-	-	-
05804						
Polling	-	-	-	-	-	-
Absentee	-	-	-	-	-	-
Early Vote	-	-	-	-	-	-
Provisional	-	-	-	-	-	-
Total	-	-	-	-	-	-
05905						
Polling	-	-	-	-	-	-
Absentee	-	-	-	-	-	-

RETRIEVED FROM DEMOCRACYDOCKET.COM

Statement of Votes Cast
Shelby County, TN
State and Federal General Election _Municipal Elections
November 6, 2018
SOVC For Jurisdiction Wide, All Counters, All Races
Official Combined Results

	COLLIERVILLE ALDERMAN POST 2					
	Reg. Voters	Times Counted	Total Votes	Billy Patton	Write-In Votes	
Early Vote	-	-	-	-	-	-
Provisional	-	-	-	-	-	-
Total	-	-	-	-	-	-
06003						
Polling	-	-	-	-	-	-
Absentee	-	-	-	-	-	-
Early Vote	-	-	-	-	-	-
Provisional	-	-	-	-	-	-
Total	-	-	-	-	-	-
06005						
Polling	-	-	-	-	-	-
Absentee	-	-	-	-	-	-
Early Vote	-	-	-	-	-	-
Provisional	-	-	-	-	-	-
Total	-	-	-	-	-	-
06006						
Polling	-	-	-	-	-	-
Absentee	-	-	-	-	-	-
Early Vote	-	-	-	-	-	-
Provisional	-	-	-	-	-	-
Total	-	-	-	-	-	-
06007						
Polling	-	-	-	-	-	-
Absentee	-	-	-	-	-	-
Early Vote	-	-	-	-	-	-
Provisional	-	-	-	-	-	-
Total	-	-	-	-	-	-
06009						
Polling	-	-	-	-	-	-
Absentee	-	-	-	-	-	-
Early Vote	-	-	-	-	-	-
Provisional	-	-	-	-	-	-
Total	-	-	-	-	-	-
06100						
Polling	-	-	-	-	-	-
Absentee	-	-	-	-	-	-
Early Vote	-	-	-	-	-	-
Provisional	-	-	-	-	-	-
Total	-	-	-	-	-	-
06200						
Polling	-	-	-	-	-	-
Absentee	-	-	-	-	-	-
Early Vote	-	-	-	-	-	-
Provisional	-	-	-	-	-	-
Total	-	-	-	-	-	-
06400						
Polling	-	-	-	-	-	-
Absentee	-	-	-	-	-	-
Early Vote	-	-	-	-	-	-
Provisional	-	-	-	-	-	-
Total	-	-	-	-	-	-
06600						
Polling	-	-	-	-	-	-
Absentee	-	-	-	-	-	-
Early Vote	-	-	-	-	-	-
Provisional	-	-	-	-	-	-
Total	-	-	-	-	-	-
06701						

RETRIEVED FROM DEMOCRACYDOCKET.COM

Statement of Votes Cast
Shelby County, TN
State and Federal General Election _Municipal Elections
November 6, 2018
SOVC For Jurisdiction Wide, All Counters, All Races
Official Combined Results

	COLLIERVILLE ALDERMAN POST 2					
	Reg. Voters	Times Counted	Total Votes	Billy Patton		Write-In Votes
Polling	-	-	-	-	-	-
Absentee	-	-	-	-	-	-
Early Vote	-	-	-	-	-	-
Provisional	-	-	-	-	-	-
Total	-	-	-	-	-	-
06703						
Polling	-	-	-	-	-	-
Absentee	-	-	-	-	-	-
Early Vote	-	-	-	-	-	-
Provisional	-	-	-	-	-	-
Total	-	-	-	-	-	-
06801						
Polling	-	-	-	-	-	-
Absentee	-	-	-	-	-	-
Early Vote	-	-	-	-	-	-
Provisional	-	-	-	-	-	-
Total	-	-	-	-	-	-
06803						
Polling	-	-	-	-	-	-
Absentee	-	-	-	-	-	-
Early Vote	-	-	-	-	-	-
Provisional	-	-	-	-	-	-
Total	-	-	-	-	-	-
06902						
Polling	-	-	-	-	-	-
Absentee	-	-	-	-	-	-
Early Vote	-	-	-	-	-	-
Provisional	-	-	-	-	-	-
Total	-	-	-	-	-	-
07001						
Polling	-	-	-	-	-	-
Absentee	-	-	-	-	-	-
Early Vote	-	-	-	-	-	-
Provisional	-	-	-	-	-	-
Total	-	-	-	-	-	-
07002						
Polling	-	-	-	-	-	-
Absentee	-	-	-	-	-	-
Early Vote	-	-	-	-	-	-
Provisional	-	-	-	-	-	-
Total	-	-	-	-	-	-
07104						
Polling	-	-	-	-	-	-
Absentee	-	-	-	-	-	-
Early Vote	-	-	-	-	-	-
Provisional	-	-	-	-	-	-
Total	-	-	-	-	-	-
07203						
Polling	-	-	-	-	-	-
Absentee	-	-	-	-	-	-
Early Vote	-	-	-	-	-	-
Provisional	-	-	-	-	-	-
Total	-	-	-	-	-	-
07207						
Polling	-	-	-	-	-	-
Absentee	-	-	-	-	-	-
Early Vote	-	-	-	-	-	-
Provisional	-	-	-	-	-	-

RETRIEVED FROM DEMOCRACYDOCKET.COM

Statement of Votes Cast
Shelby County, TN
State and Federal General Election _Municipal Elections
November 6, 2018
SOVC For Jurisdiction Wide, All Counters, All Races
Official Combined Results

	COLLIERVILLE ALDERMAN POST 2					
	Reg. Voters	Times Counted	Total Votes	Billy Patton		Write-In Votes
Total	-	-	-	-	-	-
07301						
Polling	-	-	-	-	-	-
Absentee	-	-	-	-	-	-
Early Vote	-	-	-	-	-	-
Provisional	-	-	-	-	-	-
Total	-	-	-	-	-	-
07303						
Polling	-	-	-	-	-	-
Absentee	-	-	-	-	-	-
Early Vote	-	-	-	-	-	-
Provisional	-	-	-	-	-	-
Total	-	-	-	-	-	-
07401						
Polling	-	-	-	-	-	-
Absentee	-	-	-	-	-	-
Early Vote	-	-	-	-	-	-
Provisional	-	-	-	-	-	-
Total	-	-	-	-	-	-
07402						
Polling	-	-	-	-	-	-
Absentee	-	-	-	-	-	-
Early Vote	-	-	-	-	-	-
Provisional	-	-	-	-	-	-
Total	-	-	-	-	-	-
07405						
Polling	-	-	-	-	-	-
Absentee	-	-	-	-	-	-
Early Vote	-	-	-	-	-	-
Provisional	-	-	-	-	-	-
Total	-	-	-	-	-	-
07409						
Polling	-	-	-	-	-	-
Absentee	-	-	-	-	-	-
Early Vote	-	-	-	-	-	-
Provisional	-	-	-	-	-	-
Total	-	-	-	-	-	-
07501						
Polling	-	-	-	-	-	-
Absentee	-	-	-	-	-	-
Early Vote	-	-	-	-	-	-
Provisional	-	-	-	-	-	-
Total	-	-	-	-	-	-
07506						
Polling	-	-	-	-	-	-
Absentee	-	-	-	-	-	-
Early Vote	-	-	-	-	-	-
Provisional	-	-	-	-	-	-
Total	-	-	-	-	-	-
07507						
Polling	-	-	-	-	-	-
Absentee	-	-	-	-	-	-
Early Vote	-	-	-	-	-	-
Provisional	-	-	-	-	-	-
Total	-	-	-	-	-	-
07511						
Polling	-	-	-	-	-	-
Absentee	-	-	-	-	-	-

RETRIEVED FROM DEMOCRACYDOCKET.COM

Statement of Votes Cast
Shelby County, TN
State and Federal General Election _Municipal Elections
November 6, 2018
SOVC For Jurisdiction Wide, All Counters, All Races
Official Combined Results

	COLLIERVILLE ALDERMAN POST 2					
	Reg. Voters	Times Counted	Total Votes	Billy Patton	Write-In Votes	
Early Vote	-	-	-	-	-	-
Provisional	-	-	-	-	-	-
Total	-	-	-	-	-	-
07604						
Polling	-	-	-	-	-	-
Absentee	-	-	-	-	-	-
Early Vote	-	-	-	-	-	-
Provisional	-	-	-	-	-	-
Total	-	-	-	-	-	-
07605						
Polling	-	-	-	-	-	-
Absentee	-	-	-	-	-	-
Early Vote	-	-	-	-	-	-
Provisional	-	-	-	-	-	-
Total	-	-	-	-	-	-
07606						
Polling	-	-	-	-	-	-
Absentee	-	-	-	-	-	-
Early Vote	-	-	-	-	-	-
Provisional	-	-	-	-	-	-
Total	-	-	-	-	-	-
07701						
Polling	-	-	-	-	-	-
Absentee	-	-	-	-	-	-
Early Vote	-	-	-	-	-	-
Provisional	-	-	-	-	-	-
Total	-	-	-	-	-	-
07703						
Polling	-	-	-	-	-	-
Absentee	-	-	-	-	-	-
Early Vote	-	-	-	-	-	-
Provisional	-	-	-	-	-	-
Total	-	-	-	-	-	-
07803						
Polling	-	-	-	-	-	-
Absentee	-	-	-	-	-	-
Early Vote	-	-	-	-	-	-
Provisional	-	-	-	-	-	-
Total	-	-	-	-	-	-
07901						
Polling	-	-	-	-	-	-
Absentee	-	-	-	-	-	-
Early Vote	-	-	-	-	-	-
Provisional	-	-	-	-	-	-
Total	-	-	-	-	-	-
07902						
Polling	-	-	-	-	-	-
Absentee	-	-	-	-	-	-
Early Vote	-	-	-	-	-	-
Provisional	-	-	-	-	-	-
Total	-	-	-	-	-	-
07903						
Polling	-	-	-	-	-	-
Absentee	-	-	-	-	-	-
Early Vote	-	-	-	-	-	-
Provisional	-	-	-	-	-	-
Total	-	-	-	-	-	-
07907						

RETRIEVED FROM DEMOCRACYDOCKET.COM

Statement of Votes Cast
Shelby County, TN
State and Federal General Election _Municipal Elections
November 6, 2018
SOVC For Jurisdiction Wide, All Counters, All Races
Official Combined Results

	COLLIERVILLE ALDERMAN POST 2					
	Reg. Voters	Times Counted	Total Votes	Billy Patton		Write-In Votes
Polling	-	-	-	-	-	-
Absentee	-	-	-	-	-	-
Early Vote	-	-	-	-	-	-
Provisional	-	-	-	-	-	-
Total	-	-	-	-	-	-
08002						
Polling	-	-	-	-	-	-
Absentee	-	-	-	-	-	-
Early Vote	-	-	-	-	-	-
Provisional	-	-	-	-	-	-
Total	-	-	-	-	-	-
08101						
Polling	-	-	-	-	-	-
Absentee	-	-	-	-	-	-
Early Vote	-	-	-	-	-	-
Provisional	-	-	-	-	-	-
Total	-	-	-	-	-	-
08103						
Polling	-	-	-	-	-	-
Absentee	-	-	-	-	-	-
Early Vote	-	-	-	-	-	-
Provisional	-	-	-	-	-	-
Total	-	-	-	-	-	-
08105						
Polling	-	-	-	-	-	-
Absentee	-	-	-	-	-	-
Early Vote	-	-	-	-	-	-
Provisional	-	-	-	-	-	-
Total	-	-	-	-	-	-
08107						
Polling	-	-	-	-	-	-
Absentee	-	-	-	-	-	-
Early Vote	-	-	-	-	-	-
Provisional	-	-	-	-	-	-
Total	-	-	-	-	-	-
08202						
Polling	-	-	-	-	-	-
Absentee	-	-	-	-	-	-
Early Vote	-	-	-	-	-	-
Provisional	-	-	-	-	-	-
Total	-	-	-	-	-	-
08300						
Polling	-	-	-	-	-	-
Absentee	-	-	-	-	-	-
Early Vote	-	-	-	-	-	-
Provisional	-	-	-	-	-	-
Total	-	-	-	-	-	-
08402						
Polling	-	-	-	-	-	-
Absentee	-	-	-	-	-	-
Early Vote	-	-	-	-	-	-
Provisional	-	-	-	-	-	-
Total	-	-	-	-	-	-
08600						
Polling	-	-	-	-	-	-
Absentee	-	-	-	-	-	-
Early Vote	-	-	-	-	-	-
Provisional	-	-	-	-	-	-

RETRIEVED FROM DEMOCRACYDOCKET.COM

Statement of Votes Cast
Shelby County, TN
State and Federal General Election _Municipal Elections
November 6, 2018
SOVC For Jurisdiction Wide, All Counters, All Races
Official Combined Results

	COLLIERVILLE ALDERMAN POST 2					
	Reg. Voters	Times Counted	Total Votes	Billy Patton	Write-In Votes	
Total	-	-	-	-	-	-
08702						
Polling	-	-	-	-	-	-
Absentee	-	-	-	-	-	-
Early Vote	-	-	-	-	-	-
Provisional	-	-	-	-	-	-
Total	-	-	-	-	-	-
08703						
Polling	-	-	-	-	-	-
Absentee	-	-	-	-	-	-
Early Vote	-	-	-	-	-	-
Provisional	-	-	-	-	-	-
Total	-	-	-	-	-	-
08704						
Polling	-	-	-	-	-	-
Absentee	-	-	-	-	-	-
Early Vote	-	-	-	-	-	-
Provisional	-	-	-	-	-	-
Total	-	-	-	-	-	-
08802						
Polling	-	-	-	-	-	-
Absentee	-	-	-	-	-	-
Early Vote	-	-	-	-	-	-
Provisional	-	-	-	-	-	-
Total	-	-	-	-	-	-
08803						
Polling	-	-	-	-	-	-
Absentee	-	-	-	-	-	-
Early Vote	-	-	-	-	-	-
Provisional	-	-	-	-	-	-
Total	-	-	-	-	-	-
08804						
Polling	-	-	-	-	-	-
Absentee	-	-	-	-	-	-
Early Vote	-	-	-	-	-	-
Provisional	-	-	-	-	-	-
Total	-	-	-	-	-	-
08901						
Polling	-	-	-	-	-	-
Absentee	-	-	-	-	-	-
Early Vote	-	-	-	-	-	-
Provisional	-	-	-	-	-	-
Total	-	-	-	-	-	-
08902						
Polling	-	-	-	-	-	-
Absentee	-	-	-	-	-	-
Early Vote	-	-	-	-	-	-
Provisional	-	-	-	-	-	-
Total	-	-	-	-	-	-
09002						
Polling	-	-	-	-	-	-
Absentee	-	-	-	-	-	-
Early Vote	-	-	-	-	-	-
Provisional	-	-	-	-	-	-
Total	-	-	-	-	-	-
09003						
Polling	-	-	-	-	-	-
Absentee	-	-	-	-	-	-

RETRIEVED FROM DEMOCRACYDOCKET.COM

Statement of Votes Cast
Shelby County, TN
State and Federal General Election _Municipal Elections
November 6, 2018
SOVC For Jurisdiction Wide, All Counters, All Races
Official Combined Results

	COLLIERVILLE ALDERMAN POST 2					
	Reg. Voters	Times Counted	Total Votes	Billy Patton	Write-In Votes	
Early Vote	-	-	-	-	-	-
Provisional	-	-	-	-	-	-
Total	-	-	-	-	-	-
09101						
Polling	-	-	-	-	-	-
Absentee	-	-	-	-	-	-
Early Vote	-	-	-	-	-	-
Provisional	-	-	-	-	-	-
Total	-	-	-	-	-	-
09102						
Polling	-	-	-	-	-	-
Absentee	-	-	-	-	-	-
Early Vote	-	-	-	-	-	-
Provisional	-	-	-	-	-	-
Total	-	-	-	-	-	-
09104						
Polling	-	-	-	-	-	-
Absentee	-	-	-	-	-	-
Early Vote	-	-	-	-	-	-
Provisional	-	-	-	-	-	-
Total	-	-	-	-	-	-
09201						
Polling	-	-	-	-	-	-
Absentee	-	-	-	-	-	-
Early Vote	-	-	-	-	-	-
Provisional	-	-	-	-	-	-
Total	-	-	-	-	-	-
09301						
Polling	-	-	-	-	-	-
Absentee	-	-	-	-	-	-
Early Vote	-	-	-	-	-	-
Provisional	-	-	-	-	-	-
Total	-	-	-	-	-	-
09303						
Polling	-	-	-	-	-	-
Absentee	-	-	-	-	-	-
Early Vote	-	-	-	-	-	-
Provisional	-	-	-	-	-	-
Total	-	-	-	-	-	-
09403						
Polling	-	-	-	-	-	-
Absentee	-	-	-	-	-	-
Early Vote	-	-	-	-	-	-
Provisional	-	-	-	-	-	-
Total	-	-	-	-	-	-
09406						
Polling	-	-	-	-	-	-
Absentee	-	-	-	-	-	-
Early Vote	-	-	-	-	-	-
Provisional	-	-	-	-	-	-
Total	-	-	-	-	-	-
09407						
Polling	-	-	-	-	-	-
Absentee	-	-	-	-	-	-
Early Vote	-	-	-	-	-	-
Provisional	-	-	-	-	-	-
Total	-	-	-	-	-	-
09408						

RETRIEVED FROM DEMOCRACYDOCKET.COM

Statement of Votes Cast
Shelby County, TN
State and Federal General Election _Municipal Elections
November 6, 2018
SOVC For Jurisdiction Wide, All Counters, All Races
Official Combined Results

	COLLIERVILLE ALDERMAN POST 2					
	Reg. Voters	Times Counted	Total Votes	Billy Patton		Write-In Votes
Polling	-	-	-	-	-	-
Absentee	-	-	-	-	-	-
Early Vote	-	-	-	-	-	-
Provisional	-	-	-	-	-	-
Total	-	-	-	-	-	-
09501						
Polling	-	-	-	-	-	-
Absentee	-	-	-	-	-	-
Early Vote	-	-	-	-	-	-
Provisional	-	-	-	-	-	-
Total	-	-	-	-	-	-
09505						
Polling	-	-	-	-	-	-
Absentee	-	-	-	-	-	-
Early Vote	-	-	-	-	-	-
Provisional	-	-	-	-	-	-
Total	-	-	-	-	-	-
09506						
Polling	-	-	-	-	-	-
Absentee	-	-	-	-	-	-
Early Vote	-	-	-	-	-	-
Provisional	-	-	-	-	-	-
Total	-	-	-	-	-	-
09507						
Polling	-	-	-	-	-	-
Absentee	-	-	-	-	-	-
Early Vote	-	-	-	-	-	-
Provisional	-	-	-	-	-	-
Total	-	-	-	-	-	-
09508						
Polling	-	-	-	-	-	-
Absentee	-	-	-	-	-	-
Early Vote	-	-	-	-	-	-
Provisional	-	-	-	-	-	-
Total	-	-	-	-	-	-
09601						
Polling	-	-	-	-	-	-
Absentee	-	-	-	-	-	-
Early Vote	-	-	-	-	-	-
Provisional	-	-	-	-	-	-
Total	-	-	-	-	-	-
09602						
Polling	-	-	-	-	-	-
Absentee	-	-	-	-	-	-
Early Vote	-	-	-	-	-	-
Provisional	-	-	-	-	-	-
Total	-	-	-	-	-	-
ARL01						
Polling	-	-	-	-	-	-
Absentee	-	-	-	-	-	-
Early Vote	-	-	-	-	-	-
Provisional	-	-	-	-	-	-
Total	-	-	-	-	-	-
ARL02						
Polling	-	-	-	-	-	-
Absentee	-	-	-	-	-	-
Early Vote	-	-	-	-	-	-
Provisional	-	-	-	-	-	-

RETRIEVED FROM DEMOCRACYDOCKET.COM

Statement of Votes Cast
Shelby County, TN
State and Federal General Election _Municipal Elections
November 6, 2018
SOVC For Jurisdiction Wide, All Counters, All Races
Official Combined Results

	COLLIERVILLE ALDERMAN POST 2					
	Reg. Voters	Times Counted	Total Votes	Billy Patton	Write-In Votes	
Total	-	-	-	-	-	-
BAR03						
Polling	-	-	-	-	-	-
Absentee	-	-	-	-	-	-
Early Vote	-	-	-	-	-	-
Provisional	-	-	-	-	-	-
Total	-	-	-	-	-	-
BAR04						
Polling	-	-	-	-	-	-
Absentee	-	-	-	-	-	-
Early Vote	-	-	-	-	-	-
Provisional	-	-	-	-	-	-
Total	-	-	-	-	-	-
BAR05						
Polling	-	-	-	-	-	-
Absentee	-	-	-	-	-	-
Early Vote	-	-	-	-	-	-
Provisional	-	-	-	-	-	-
Total	-	-	-	-	-	-
BAR06						
Polling	-	-	-	-	-	-
Absentee	-	-	-	-	-	-
Early Vote	-	-	-	-	-	-
Provisional	-	-	-	-	-	-
Total	-	-	-	-	-	-
BAR08						
Polling	-	-	-	-	-	-
Absentee	-	-	-	-	-	-
Early Vote	-	-	-	-	-	-
Provisional	-	-	-	-	-	-
Total	-	-	-	-	-	-
BAR09						
Polling	-	-	-	-	-	-
Absentee	-	-	-	-	-	-
Early Vote	-	-	-	-	-	-
Provisional	-	-	-	-	-	-
Total	-	-	-	-	-	-
BAR11						
Polling	-	-	-	-	-	-
Absentee	-	-	-	-	-	-
Early Vote	-	-	-	-	-	-
Provisional	-	-	-	-	-	-
Total	-	-	-	-	-	-
BAR13						
Polling	-	-	-	-	-	-
Absentee	-	-	-	-	-	-
Early Vote	-	-	-	-	-	-
Provisional	-	-	-	-	-	-
Total	-	-	-	-	-	-
BRU01						
Polling	-	-	-	-	-	-
Absentee	-	-	-	-	-	-
Early Vote	-	-	-	-	-	-
Provisional	-	-	-	-	-	-
Total	-	-	-	-	-	-
BRU02						
Polling	-	-	-	-	-	-
Absentee	-	-	-	-	-	-

RETRIEVED FROM DEMOCRACYDOCKET.COM

Statement of Votes Cast
Shelby County, TN
State and Federal General Election _Municipal Elections
November 6, 2018
SOVC For Jurisdiction Wide, All Counters, All Races
Official Combined Results

COLLIERVILLE ALDERMAN POST 2

	Reg. Voters	Times Counted	Total Votes	Billy Patton		Write-In Votes	
Early Vote	-	-	-	-	-	-	-
Provisional	-	-	-	-	-	-	-
Total	-	-	-	-	-	-	-
COL01							
Polling	4889	942	816	797	97.67%	19	2.33%
Absentee	4889	25	17	16	94.12%	1	5.88%
Early Vote	4889	1952	1651	1611	97.58%	40	2.42%
Provisional	4889	4	3	2	66.67%	1	33.33%
Total	4889	2923	2487	2426	97.55%	61	2.45%
COL02							
Polling	4775	862	675	664	98.37%	11	1.63%
Absentee	4775	45	31	30	96.77%	1	3.23%
Early Vote	4775	1827	1410	1386	98.30%	24	1.70%
Provisional	4775	7	5	5	100.00%	0	0.00%
Total	4775	2741	2121	2085	98.30%	36	1.70%
COL03							
Polling	3987	604	505	490	97.03%	15	2.97%
Absentee	3987	18	16	15	93.75%	1	6.25%
Early Vote	3987	1723	1431	1393	97.34%	38	2.66%
Provisional	3987	6	6	6	100.00%	0	0.00%
Total	3987	2351	1958	1904	97.24%	54	2.76%
COL04							
Polling	4335	697	582	568	97.59%	14	2.41%
Absentee	4335	33	22	22	100.00%	0	0.00%
Early Vote	4335	1990	1660	1623	97.77%	37	2.23%
Provisional	4335	10	9	9	100.00%	0	0.00%
Total	4335	2730	2273	2222	97.76%	51	2.24%
COL05							
Polling	2502	545	462	454	98.27%	8	1.73%
Absentee	2502	28	13	13	100.00%	0	0.00%
Early Vote	2502	965	793	776	97.86%	17	2.14%
Provisional	2502	2	2	1	50.00%	1	50.00%
Total	2502	1540	1270	1244	97.95%	26	2.05%
COL06							
Polling	3584	523	413	404	97.82%	9	2.18%
Absentee	3584	48	35	31	88.57%	4	11.43%
Early Vote	3584	1570	1245	1218	97.83%	27	2.17%
Provisional	3584	3	2	2	100.00%	0	0.00%
Total	3584	2144	1695	1655	97.64%	40	2.36%
COL07							
Polling	3670	747	597	588	98.49%	9	1.51%
Absentee	3670	29	22	22	100.00%	0	0.00%
Early Vote	3670	1414	1123	1099	97.86%	24	2.14%
Provisional	3670	8	8	8	100.00%	0	0.00%
Total	3670	2198	1750	1717	98.11%	33	1.89%
COL08							
Polling	2554	523	442	425	96.15%	17	3.85%
Absentee	2554	32	27	24	88.89%	3	11.11%
Early Vote	2554	992	821	795	96.83%	26	3.17%
Provisional	2554	6	4	4	100.00%	0	0.00%
Total	2554	1553	1294	1248	96.45%	46	3.55%
COL09							
Polling	3523	508	415	409	98.55%	6	1.45%
Absentee	3523	52	31	30	96.77%	1	3.23%
Early Vote	3523	1453	1239	1217	98.22%	22	1.78%
Provisional	3523	6	6	6	100.00%	0	0.00%
Total	3523	2019	1691	1662	98.29%	29	1.71%
COR03							

RETRIEVED FROM DEMOCRACYDOCKET.COM

Statement of Votes Cast
Shelby County, TN
State and Federal General Election _Municipal Elections
November 6, 2018
SOVC For Jurisdiction Wide, All Counters, All Races
Official Combined Results

	COLLIERVILLE ALDERMAN POST 2						
	Reg. Voters	Times Counted	Total Votes	Billy Patton		Write-In Votes	
Polling	-	-	-	-	-	-	-
Absentee	-	-	-	-	-	-	-
Early Vote	-	-	-	-	-	-	-
Provisional	-	-	-	-	-	-	-
Total	-	-	-	-	-	-	-
COR04							
Polling	-	-	-	-	-	-	-
Absentee	-	-	-	-	-	-	-
Early Vote	-	-	-	-	-	-	-
Provisional	-	-	-	-	-	-	-
Total	-	-	-	-	-	-	-
COR05							
Polling	-	-	-	-	-	-	-
Absentee	-	-	-	-	-	-	-
Early Vote	-	-	-	-	-	-	-
Provisional	-	-	-	-	-	-	-
Total	-	-	-	-	-	-	-
EAD00							
Polling	-	-	-	-	-	-	-
Absentee	-	-	-	-	-	-	-
Early Vote	-	-	-	-	-	-	-
Provisional	-	-	-	-	-	-	-
Total	-	-	-	-	-	-	-
FOR01							
Polling	2	0	0	0	-	0	-
Absentee	2	0	0	0	-	0	-
Early Vote	2	1	1	1	100.00%	0	0.00%
Provisional	2	0	0	0	-	0	-
Total	2	1	1	1	100.00%	0	0.00%
FOR02							
Polling	1034	140	108	103	95.37%	5	4.63%
Absentee	1034	8	4	4	100.00%	0	0.00%
Early Vote	1034	452	332	326	98.19%	6	1.81%
Provisional	1034	2	0	0	-	0	-
Total	1034	602	444	433	97.52%	11	2.48%
FOR03							
Polling	-	-	-	-	-	-	-
Absentee	-	-	-	-	-	-	-
Early Vote	-	-	-	-	-	-	-
Provisional	-	-	-	-	-	-	-
Total	-	-	-	-	-	-	-
GER02							
Polling	-	-	-	-	-	-	-
Absentee	-	-	-	-	-	-	-
Early Vote	-	-	-	-	-	-	-
Provisional	-	-	-	-	-	-	-
Total	-	-	-	-	-	-	-
GER03							
Polling	-	-	-	-	-	-	-
Absentee	-	-	-	-	-	-	-
Early Vote	-	-	-	-	-	-	-
Provisional	-	-	-	-	-	-	-
Total	-	-	-	-	-	-	-
GER04							
Polling	-	-	-	-	-	-	-
Absentee	-	-	-	-	-	-	-
Early Vote	-	-	-	-	-	-	-
Provisional	-	-	-	-	-	-	-

RETRIEVED FROM DEMOCRACYDOCKET.COM

Statement of Votes Cast
Shelby County, TN
State and Federal General Election _Municipal Elections
November 6, 2018
SOVC For Jurisdiction Wide, All Counters, All Races
Official Combined Results

	COLLIERVILLE ALDERMAN POST 2						
	Reg. Voters	Times Counted	Total Votes	Billy Patton		Write-In Votes	
Total	-	-	-	-	-	-	-
GER05							
Polling	-	-	-	-	-	-	-
Absentee	-	-	-	-	-	-	-
Early Vote	-	-	-	-	-	-	-
Provisional	-	-	-	-	-	-	-
Total	-	-	-	-	-	-	-
GER06							
Polling	-	-	-	-	-	-	-
Absentee	-	-	-	-	-	-	-
Early Vote	-	-	-	-	-	-	-
Provisional	-	-	-	-	-	-	-
Total	-	-	-	-	-	-	-
GER08							
Polling	-	-	-	-	-	-	-
Absentee	-	-	-	-	-	-	-
Early Vote	-	-	-	-	-	-	-
Provisional	-	-	-	-	-	-	-
Total	-	-	-	-	-	-	-
GER10							
Polling	-	-	-	-	-	-	-
Absentee	-	-	-	-	-	-	-
Early Vote	-	-	-	-	-	-	-
Provisional	-	-	-	-	-	-	-
Total	-	-	-	-	-	-	-
GER11							
Polling	656	73	57	56	98.25%	1	1.75%
Absentee	656	4	4	4	100.00%	0	0.00%
Early Vote	656	338	274	271	98.91%	3	1.09%
Provisional	656	2	1	1	100.00%	0	0.00%
Total	656	417	336	332	98.81%	4	1.19%
GER12							
Polling	-	-	-	-	-	-	-
Absentee	-	-	-	-	-	-	-
Early Vote	-	-	-	-	-	-	-
Provisional	-	-	-	-	-	-	-
Total	-	-	-	-	-	-	-
LAK01							
Polling	-	-	-	-	-	-	-
Absentee	-	-	-	-	-	-	-
Early Vote	-	-	-	-	-	-	-
Provisional	-	-	-	-	-	-	-
Total	-	-	-	-	-	-	-
LAK02							
Polling	-	-	-	-	-	-	-
Absentee	-	-	-	-	-	-	-
Early Vote	-	-	-	-	-	-	-
Provisional	-	-	-	-	-	-	-
Total	-	-	-	-	-	-	-
LUC01							
Polling	-	-	-	-	-	-	-
Absentee	-	-	-	-	-	-	-
Early Vote	-	-	-	-	-	-	-
Provisional	-	-	-	-	-	-	-
Total	-	-	-	-	-	-	-
LUC03							
Polling	-	-	-	-	-	-	-
Absentee	-	-	-	-	-	-	-

RETRIEVED FROM DEMOCRACYDOCKET.COM

Statement of Votes Cast
Shelby County, TN
State and Federal General Election _Municipal Elections
November 6, 2018
SOVC For Jurisdiction Wide, All Counters, All Races
Official Combined Results

	COLLIERVILLE ALDERMAN POST 2					
	Reg. Voters	Times Counted	Total Votes	Billy Patton	Write-In Votes	
Early Vote	-	-	-	-	-	-
Provisional	-	-	-	-	-	-
Total	-	-	-	-	-	-
MCC00						
Polling	-	-	-	-	-	-
Absentee	-	-	-	-	-	-
Early Vote	-	-	-	-	-	-
Provisional	-	-	-	-	-	-
Total	-	-	-	-	-	-
MIL01						
Polling	-	-	-	-	-	-
Absentee	-	-	-	-	-	-
Early Vote	-	-	-	-	-	-
Provisional	-	-	-	-	-	-
Total	-	-	-	-	-	-
MIL02						
Polling	-	-	-	-	-	-
Absentee	-	-	-	-	-	-
Early Vote	-	-	-	-	-	-
Provisional	-	-	-	-	-	-
Total	-	-	-	-	-	-
MOR01						
Polling	-	-	-	-	-	-
Absentee	-	-	-	-	-	-
Early Vote	-	-	-	-	-	-
Provisional	-	-	-	-	-	-
Total	-	-	-	-	-	-
MOR02						
Polling	-	-	-	-	-	-
Absentee	-	-	-	-	-	-
Early Vote	-	-	-	-	-	-
Provisional	-	-	-	-	-	-
Total	-	-	-	-	-	-
ROS05						
Polling	-	-	-	-	-	-
Absentee	-	-	-	-	-	-
Early Vote	-	-	-	-	-	-
Provisional	-	-	-	-	-	-
Total	-	-	-	-	-	-
ROS13						
Polling	-	-	-	-	-	-
Absentee	-	-	-	-	-	-
Early Vote	-	-	-	-	-	-
Provisional	-	-	-	-	-	-
Total	-	-	-	-	-	-
ROS14						
Polling	-	-	-	-	-	-
Absentee	-	-	-	-	-	-
Early Vote	-	-	-	-	-	-
Provisional	-	-	-	-	-	-
Total	-	-	-	-	-	-
ROS15						
Polling	-	-	-	-	-	-
Absentee	-	-	-	-	-	-
Early Vote	-	-	-	-	-	-
Provisional	-	-	-	-	-	-
Total	-	-	-	-	-	-
ROS16						

RETRIEVED FROM DEMOCRACYDOCKET.COM

Statement of Votes Cast
Shelby County, TN
State and Federal General Election _Municipal Elections
November 6, 2018
SOVC For Jurisdiction Wide, All Counters, All Races
Official Combined Results

	COLLIERVILLE ALDERMAN POST 2						
	Reg. Voters	Times Counted	Total Votes	Billy Patton		Write-In Votes	
Polling	-	-	-	-	-	-	-
Absentee	-	-	-	-	-	-	-
Early Vote	-	-	-	-	-	-	-
Provisional	-	-	-	-	-	-	-
Total	-	-	-	-	-	-	-
STE00							
Polling	-	-	-	-	-	-	-
Absentee	-	-	-	-	-	-	-
Early Vote	-	-	-	-	-	-	-
Provisional	-	-	-	-	-	-	-
Total	-	-	-	-	-	-	-
Total							
Polling	35511	6164	5072	4958	97.75%	114	2.25%
Absentee	35511	322	222	211	95.05%	11	4.95%
Early Vote	35511	14677	11980	11716	97.80%	264	2.20%
Provisional	35511	56	46	44	95.65%	2	4.35%
Total	35511	21219	17320	16929	97.74%	391	2.26%

RETRIEVED FROM DEMOCRACYDOCKET.COM

Statement of Votes Cast
Shelby County, TN
State and Federal General Election _Municipal Elections
November 6, 2018
SOVC For Jurisdiction Wide, All Counters, All Races
Official Combined Results

COLLIERVILLE ALDERMAN POST 4

	Reg. Voters	Times Counted	Total Votes	Tom Allen	Gregory D. Cotton	Write-In Votes			
Jurisdiction Wide									
00100									
Polling	-	-	-	-	-	-	-	-	-
Absentee	-	-	-	-	-	-	-	-	-
Early Vote	-	-	-	-	-	-	-	-	-
Provisional	-	-	-	-	-	-	-	-	-
Total	-	-	-	-	-	-	-	-	-
00200									
Polling	-	-	-	-	-	-	-	-	-
Absentee	-	-	-	-	-	-	-	-	-
Early Vote	-	-	-	-	-	-	-	-	-
Provisional	-	-	-	-	-	-	-	-	-
Total	-	-	-	-	-	-	-	-	-
01100									
Polling	-	-	-	-	-	-	-	-	-
Absentee	-	-	-	-	-	-	-	-	-
Early Vote	-	-	-	-	-	-	-	-	-
Provisional	-	-	-	-	-	-	-	-	-
Total	-	-	-	-	-	-	-	-	-
01200									
Polling	-	-	-	-	-	-	-	-	-
Absentee	-	-	-	-	-	-	-	-	-
Early Vote	-	-	-	-	-	-	-	-	-
Provisional	-	-	-	-	-	-	-	-	-
Total	-	-	-	-	-	-	-	-	-
01300									
Polling	-	-	-	-	-	-	-	-	-
Absentee	-	-	-	-	-	-	-	-	-
Early Vote	-	-	-	-	-	-	-	-	-
Provisional	-	-	-	-	-	-	-	-	-
Total	-	-	-	-	-	-	-	-	-
01601									
Polling	-	-	-	-	-	-	-	-	-
Absentee	-	-	-	-	-	-	-	-	-
Early Vote	-	-	-	-	-	-	-	-	-
Provisional	-	-	-	-	-	-	-	-	-
Total	-	-	-	-	-	-	-	-	-
01603									
Polling	-	-	-	-	-	-	-	-	-
Absentee	-	-	-	-	-	-	-	-	-
Early Vote	-	-	-	-	-	-	-	-	-
Provisional	-	-	-	-	-	-	-	-	-
Total	-	-	-	-	-	-	-	-	-
01700									
Polling	-	-	-	-	-	-	-	-	-
Absentee	-	-	-	-	-	-	-	-	-
Early Vote	-	-	-	-	-	-	-	-	-
Provisional	-	-	-	-	-	-	-	-	-
Total	-	-	-	-	-	-	-	-	-
02001									
Polling	-	-	-	-	-	-	-	-	-
Absentee	-	-	-	-	-	-	-	-	-
Early Vote	-	-	-	-	-	-	-	-	-
Provisional	-	-	-	-	-	-	-	-	-
Total	-	-	-	-	-	-	-	-	-
02003									
Polling	-	-	-	-	-	-	-	-	-
Absentee	-	-	-	-	-	-	-	-	-

RETRIEVED FROM DEMOCRACYDOCKET.COM

Statement of Votes Cast
Shelby County, TN
State and Federal General Election _Municipal Elections
November 6, 2018
SOVC For Jurisdiction Wide, All Counters, All Races
Official Combined Results

	COLLIERVILLE ALDERMAN POST 4							
	Reg. Voters	Times Counted	Total Votes	Tom Allen		Gregory D. Cotton		Write-In Votes	
Early Vote	-	-	-	-	-	-	-	-	-
Provisional	-	-	-	-	-	-	-	-	-
Total	-	-	-	-	-	-	-	-	-
02100									
Polling	-	-	-	-	-	-	-	-	-
Absentee	-	-	-	-	-	-	-	-	-
Early Vote	-	-	-	-	-	-	-	-	-
Provisional	-	-	-	-	-	-	-	-	-
Total	-	-	-	-	-	-	-	-	-
02600									
Polling	-	-	-	-	-	-	-	-	-
Absentee	-	-	-	-	-	-	-	-	-
Early Vote	-	-	-	-	-	-	-	-	-
Provisional	-	-	-	-	-	-	-	-	-
Total	-	-	-	-	-	-	-	-	-
02800									
Polling	-	-	-	-	-	-	-	-	-
Absentee	-	-	-	-	-	-	-	-	-
Early Vote	-	-	-	-	-	-	-	-	-
Provisional	-	-	-	-	-	-	-	-	-
Total	-	-	-	-	-	-	-	-	-
03102									
Polling	-	-	-	-	-	-	-	-	-
Absentee	-	-	-	-	-	-	-	-	-
Early Vote	-	-	-	-	-	-	-	-	-
Provisional	-	-	-	-	-	-	-	-	-
Total	-	-	-	-	-	-	-	-	-
03104									
Polling	-	-	-	-	-	-	-	-	-
Absentee	-	-	-	-	-	-	-	-	-
Early Vote	-	-	-	-	-	-	-	-	-
Provisional	-	-	-	-	-	-	-	-	-
Total	-	-	-	-	-	-	-	-	-
03300									
Polling	-	-	-	-	-	-	-	-	-
Absentee	-	-	-	-	-	-	-	-	-
Early Vote	-	-	-	-	-	-	-	-	-
Provisional	-	-	-	-	-	-	-	-	-
Total	-	-	-	-	-	-	-	-	-
03402									
Polling	-	-	-	-	-	-	-	-	-
Absentee	-	-	-	-	-	-	-	-	-
Early Vote	-	-	-	-	-	-	-	-	-
Provisional	-	-	-	-	-	-	-	-	-
Total	-	-	-	-	-	-	-	-	-
03601									
Polling	-	-	-	-	-	-	-	-	-
Absentee	-	-	-	-	-	-	-	-	-
Early Vote	-	-	-	-	-	-	-	-	-
Provisional	-	-	-	-	-	-	-	-	-
Total	-	-	-	-	-	-	-	-	-
03602									
Polling	-	-	-	-	-	-	-	-	-
Absentee	-	-	-	-	-	-	-	-	-
Early Vote	-	-	-	-	-	-	-	-	-
Provisional	-	-	-	-	-	-	-	-	-
Total	-	-	-	-	-	-	-	-	-
03700									

RETRIEVED FROM DEMOCRACYDOCKET.COM

Statement of Votes Cast
Shelby County, TN
State and Federal General Election _Municipal Elections
November 6, 2018
SOVC For Jurisdiction Wide, All Counters, All Races
Official Combined Results

	COLLIERVILLE ALDERMAN POST 4					
	Reg. Voters	Times Counted	Total Votes	Tom Allen	Gregory D. Cotton	Write-In Votes
Polling	-	-	-	-	-	-
Absentee	-	-	-	-	-	-
Early Vote	-	-	-	-	-	-
Provisional	-	-	-	-	-	-
Total	-	-	-	-	-	-
04103						
Polling	-	-	-	-	-	-
Absentee	-	-	-	-	-	-
Early Vote	-	-	-	-	-	-
Provisional	-	-	-	-	-	-
Total	-	-	-	-	-	-
04201						
Polling	-	-	-	-	-	-
Absentee	-	-	-	-	-	-
Early Vote	-	-	-	-	-	-
Provisional	-	-	-	-	-	-
Total	-	-	-	-	-	-
04401						
Polling	-	-	-	-	-	-
Absentee	-	-	-	-	-	-
Early Vote	-	-	-	-	-	-
Provisional	-	-	-	-	-	-
Total	-	-	-	-	-	-
04405						
Polling	-	-	-	-	-	-
Absentee	-	-	-	-	-	-
Early Vote	-	-	-	-	-	-
Provisional	-	-	-	-	-	-
Total	-	-	-	-	-	-
04502						
Polling	-	-	-	-	-	-
Absentee	-	-	-	-	-	-
Early Vote	-	-	-	-	-	-
Provisional	-	-	-	-	-	-
Total	-	-	-	-	-	-
04504						
Polling	-	-	-	-	-	-
Absentee	-	-	-	-	-	-
Early Vote	-	-	-	-	-	-
Provisional	-	-	-	-	-	-
Total	-	-	-	-	-	-
04602						
Polling	-	-	-	-	-	-
Absentee	-	-	-	-	-	-
Early Vote	-	-	-	-	-	-
Provisional	-	-	-	-	-	-
Total	-	-	-	-	-	-
04700						
Polling	-	-	-	-	-	-
Absentee	-	-	-	-	-	-
Early Vote	-	-	-	-	-	-
Provisional	-	-	-	-	-	-
Total	-	-	-	-	-	-
04900						
Polling	-	-	-	-	-	-
Absentee	-	-	-	-	-	-
Early Vote	-	-	-	-	-	-
Provisional	-	-	-	-	-	-

RETRIEVED FROM DEMOCRACYDOCKET.COM

Statement of Votes Cast
Shelby County, TN
State and Federal General Election _Municipal Elections
November 6, 2018
SOVC For Jurisdiction Wide, All Counters, All Races
Official Combined Results

	COLLIERVILLE ALDERMAN POST 4					
	Reg. Voters	Times Counted	Total Votes	Tom Allen	Gregory D. Cotton	Write-In Votes
Total	-	-	-	-	-	-
05001						
Polling	-	-	-	-	-	-
Absentee	-	-	-	-	-	-
Early Vote	-	-	-	-	-	-
Provisional	-	-	-	-	-	-
Total	-	-	-	-	-	-
05002						
Polling	-	-	-	-	-	-
Absentee	-	-	-	-	-	-
Early Vote	-	-	-	-	-	-
Provisional	-	-	-	-	-	-
Total	-	-	-	-	-	-
05201						
Polling	-	-	-	-	-	-
Absentee	-	-	-	-	-	-
Early Vote	-	-	-	-	-	-
Provisional	-	-	-	-	-	-
Total	-	-	-	-	-	-
05301						
Polling	-	-	-	-	-	-
Absentee	-	-	-	-	-	-
Early Vote	-	-	-	-	-	-
Provisional	-	-	-	-	-	-
Total	-	-	-	-	-	-
05400						
Polling	-	-	-	-	-	-
Absentee	-	-	-	-	-	-
Early Vote	-	-	-	-	-	-
Provisional	-	-	-	-	-	-
Total	-	-	-	-	-	-
05502						
Polling	-	-	-	-	-	-
Absentee	-	-	-	-	-	-
Early Vote	-	-	-	-	-	-
Provisional	-	-	-	-	-	-
Total	-	-	-	-	-	-
05700						
Polling	-	-	-	-	-	-
Absentee	-	-	-	-	-	-
Early Vote	-	-	-	-	-	-
Provisional	-	-	-	-	-	-
Total	-	-	-	-	-	-
05801						
Polling	-	-	-	-	-	-
Absentee	-	-	-	-	-	-
Early Vote	-	-	-	-	-	-
Provisional	-	-	-	-	-	-
Total	-	-	-	-	-	-
05804						
Polling	-	-	-	-	-	-
Absentee	-	-	-	-	-	-
Early Vote	-	-	-	-	-	-
Provisional	-	-	-	-	-	-
Total	-	-	-	-	-	-
05905						
Polling	-	-	-	-	-	-
Absentee	-	-	-	-	-	-

RETRIEVED FROM DEMOCRACYDOCKET.COM

Statement of Votes Cast
Shelby County, TN
State and Federal General Election _Municipal Elections
November 6, 2018
SOVC For Jurisdiction Wide, All Counters, All Races
Official Combined Results

COLLIERVILLE ALDERMAN POST 4

	Reg. Voters	Times Counted	Total Votes	Tom Allen	Gregory D. Cotton	Write-In Votes
Early Vote	-	-	-	-	-	-
Provisional	-	-	-	-	-	-
Total	-	-	-	-	-	-
06003						
Polling	-	-	-	-	-	-
Absentee	-	-	-	-	-	-
Early Vote	-	-	-	-	-	-
Provisional	-	-	-	-	-	-
Total	-	-	-	-	-	-
06005						
Polling	-	-	-	-	-	-
Absentee	-	-	-	-	-	-
Early Vote	-	-	-	-	-	-
Provisional	-	-	-	-	-	-
Total	-	-	-	-	-	-
06006						
Polling	-	-	-	-	-	-
Absentee	-	-	-	-	-	-
Early Vote	-	-	-	-	-	-
Provisional	-	-	-	-	-	-
Total	-	-	-	-	-	-
06007						
Polling	-	-	-	-	-	-
Absentee	-	-	-	-	-	-
Early Vote	-	-	-	-	-	-
Provisional	-	-	-	-	-	-
Total	-	-	-	-	-	-
06009						
Polling	-	-	-	-	-	-
Absentee	-	-	-	-	-	-
Early Vote	-	-	-	-	-	-
Provisional	-	-	-	-	-	-
Total	-	-	-	-	-	-
06100						
Polling	-	-	-	-	-	-
Absentee	-	-	-	-	-	-
Early Vote	-	-	-	-	-	-
Provisional	-	-	-	-	-	-
Total	-	-	-	-	-	-
06200						
Polling	-	-	-	-	-	-
Absentee	-	-	-	-	-	-
Early Vote	-	-	-	-	-	-
Provisional	-	-	-	-	-	-
Total	-	-	-	-	-	-
06400						
Polling	-	-	-	-	-	-
Absentee	-	-	-	-	-	-
Early Vote	-	-	-	-	-	-
Provisional	-	-	-	-	-	-
Total	-	-	-	-	-	-
06600						
Polling	-	-	-	-	-	-
Absentee	-	-	-	-	-	-
Early Vote	-	-	-	-	-	-
Provisional	-	-	-	-	-	-
Total	-	-	-	-	-	-
06701						

RETRIEVED FROM DEMOCRACYDOCKET.COM

Statement of Votes Cast
Shelby County, TN
State and Federal General Election _Municipal Elections
November 6, 2018
SOVC For Jurisdiction Wide, All Counters, All Races
Official Combined Results

COLLIERVILLE ALDERMAN POST 4

	Reg. Voters	Times Counted	Total Votes	Tom Allen	Gregory D. Cotton	Write-In Votes	
Polling	-	-	-	-	-	-	-
Absentee	-	-	-	-	-	-	-
Early Vote	-	-	-	-	-	-	-
Provisional	-	-	-	-	-	-	-
Total	-	-	-	-	-	-	-
06703							
Polling	-	-	-	-	-	-	-
Absentee	-	-	-	-	-	-	-
Early Vote	-	-	-	-	-	-	-
Provisional	-	-	-	-	-	-	-
Total	-	-	-	-	-	-	-
06801							
Polling	-	-	-	-	-	-	-
Absentee	-	-	-	-	-	-	-
Early Vote	-	-	-	-	-	-	-
Provisional	-	-	-	-	-	-	-
Total	-	-	-	-	-	-	-
06803							
Polling	-	-	-	-	-	-	-
Absentee	-	-	-	-	-	-	-
Early Vote	-	-	-	-	-	-	-
Provisional	-	-	-	-	-	-	-
Total	-	-	-	-	-	-	-
06902							
Polling	-	-	-	-	-	-	-
Absentee	-	-	-	-	-	-	-
Early Vote	-	-	-	-	-	-	-
Provisional	-	-	-	-	-	-	-
Total	-	-	-	-	-	-	-
07001							
Polling	-	-	-	-	-	-	-
Absentee	-	-	-	-	-	-	-
Early Vote	-	-	-	-	-	-	-
Provisional	-	-	-	-	-	-	-
Total	-	-	-	-	-	-	-
07002							
Polling	-	-	-	-	-	-	-
Absentee	-	-	-	-	-	-	-
Early Vote	-	-	-	-	-	-	-
Provisional	-	-	-	-	-	-	-
Total	-	-	-	-	-	-	-
07104							
Polling	-	-	-	-	-	-	-
Absentee	-	-	-	-	-	-	-
Early Vote	-	-	-	-	-	-	-
Provisional	-	-	-	-	-	-	-
Total	-	-	-	-	-	-	-
07203							
Polling	-	-	-	-	-	-	-
Absentee	-	-	-	-	-	-	-
Early Vote	-	-	-	-	-	-	-
Provisional	-	-	-	-	-	-	-
Total	-	-	-	-	-	-	-
07207							
Polling	-	-	-	-	-	-	-
Absentee	-	-	-	-	-	-	-
Early Vote	-	-	-	-	-	-	-
Provisional	-	-	-	-	-	-	-

RETRIEVED FROM DEMOCRACYDOCKET.COM

Statement of Votes Cast
Shelby County, TN
State and Federal General Election _Municipal Elections
November 6, 2018
SOVC For Jurisdiction Wide, All Counters, All Races
Official Combined Results

COLLIERVILLE ALDERMAN POST 4

	Reg. Voters	Times Counted	Total Votes	Tom Allen	Gregory D. Cotton	Write-In Votes
Total	-	-	-	-	-	-
07301						
Polling	-	-	-	-	-	-
Absentee	-	-	-	-	-	-
Early Vote	-	-	-	-	-	-
Provisional	-	-	-	-	-	-
Total	-	-	-	-	-	-
07303						
Polling	-	-	-	-	-	-
Absentee	-	-	-	-	-	-
Early Vote	-	-	-	-	-	-
Provisional	-	-	-	-	-	-
Total	-	-	-	-	-	-
07401						
Polling	-	-	-	-	-	-
Absentee	-	-	-	-	-	-
Early Vote	-	-	-	-	-	-
Provisional	-	-	-	-	-	-
Total	-	-	-	-	-	-
07402						
Polling	-	-	-	-	-	-
Absentee	-	-	-	-	-	-
Early Vote	-	-	-	-	-	-
Provisional	-	-	-	-	-	-
Total	-	-	-	-	-	-
07405						
Polling	-	-	-	-	-	-
Absentee	-	-	-	-	-	-
Early Vote	-	-	-	-	-	-
Provisional	-	-	-	-	-	-
Total	-	-	-	-	-	-
07409						
Polling	-	-	-	-	-	-
Absentee	-	-	-	-	-	-
Early Vote	-	-	-	-	-	-
Provisional	-	-	-	-	-	-
Total	-	-	-	-	-	-
07501						
Polling	-	-	-	-	-	-
Absentee	-	-	-	-	-	-
Early Vote	-	-	-	-	-	-
Provisional	-	-	-	-	-	-
Total	-	-	-	-	-	-
07506						
Polling	-	-	-	-	-	-
Absentee	-	-	-	-	-	-
Early Vote	-	-	-	-	-	-
Provisional	-	-	-	-	-	-
Total	-	-	-	-	-	-
07507						
Polling	-	-	-	-	-	-
Absentee	-	-	-	-	-	-
Early Vote	-	-	-	-	-	-
Provisional	-	-	-	-	-	-
Total	-	-	-	-	-	-
07511						
Polling	-	-	-	-	-	-
Absentee	-	-	-	-	-	-

RETRIEVED FROM DEMOCRACYDOCKET.COM

Statement of Votes Cast
Shelby County, TN
State and Federal General Election _Municipal Elections
November 6, 2018
SOVC For Jurisdiction Wide, All Counters, All Races
Official Combined Results

COLLIERVILLE ALDERMAN POST 4

	Reg. Voters	Times Counted	Total Votes	Tom Allen	Gregory D. Cotton	Write-In Votes
Early Vote	-	-	-	-	-	-
Provisional	-	-	-	-	-	-
Total	-	-	-	-	-	-
07604						
Polling	-	-	-	-	-	-
Absentee	-	-	-	-	-	-
Early Vote	-	-	-	-	-	-
Provisional	-	-	-	-	-	-
Total	-	-	-	-	-	-
07605						
Polling	-	-	-	-	-	-
Absentee	-	-	-	-	-	-
Early Vote	-	-	-	-	-	-
Provisional	-	-	-	-	-	-
Total	-	-	-	-	-	-
07606						
Polling	-	-	-	-	-	-
Absentee	-	-	-	-	-	-
Early Vote	-	-	-	-	-	-
Provisional	-	-	-	-	-	-
Total	-	-	-	-	-	-
07701						
Polling	-	-	-	-	-	-
Absentee	-	-	-	-	-	-
Early Vote	-	-	-	-	-	-
Provisional	-	-	-	-	-	-
Total	-	-	-	-	-	-
07703						
Polling	-	-	-	-	-	-
Absentee	-	-	-	-	-	-
Early Vote	-	-	-	-	-	-
Provisional	-	-	-	-	-	-
Total	-	-	-	-	-	-
07803						
Polling	-	-	-	-	-	-
Absentee	-	-	-	-	-	-
Early Vote	-	-	-	-	-	-
Provisional	-	-	-	-	-	-
Total	-	-	-	-	-	-
07901						
Polling	-	-	-	-	-	-
Absentee	-	-	-	-	-	-
Early Vote	-	-	-	-	-	-
Provisional	-	-	-	-	-	-
Total	-	-	-	-	-	-
07902						
Polling	-	-	-	-	-	-
Absentee	-	-	-	-	-	-
Early Vote	-	-	-	-	-	-
Provisional	-	-	-	-	-	-
Total	-	-	-	-	-	-
07903						
Polling	-	-	-	-	-	-
Absentee	-	-	-	-	-	-
Early Vote	-	-	-	-	-	-
Provisional	-	-	-	-	-	-
Total	-	-	-	-	-	-
07907						

RETRIEVED FROM DEMOCRACYDOCKET.COM

Statement of Votes Cast
Shelby County, TN
State and Federal General Election _Municipal Elections
November 6, 2018
SOVC For Jurisdiction Wide, All Counters, All Races
Official Combined Results

	COLLIERVILLE ALDERMAN POST 4					
	Reg. Voters	Times Counted	Total Votes	Tom Allen	Gregory D. Cotton	Write-In Votes
Polling	-	-	-	-	-	-
Absentee	-	-	-	-	-	-
Early Vote	-	-	-	-	-	-
Provisional	-	-	-	-	-	-
Total	-	-	-	-	-	-
08002						
Polling	-	-	-	-	-	-
Absentee	-	-	-	-	-	-
Early Vote	-	-	-	-	-	-
Provisional	-	-	-	-	-	-
Total	-	-	-	-	-	-
08101						
Polling	-	-	-	-	-	-
Absentee	-	-	-	-	-	-
Early Vote	-	-	-	-	-	-
Provisional	-	-	-	-	-	-
Total	-	-	-	-	-	-
08103						
Polling	-	-	-	-	-	-
Absentee	-	-	-	-	-	-
Early Vote	-	-	-	-	-	-
Provisional	-	-	-	-	-	-
Total	-	-	-	-	-	-
08105						
Polling	-	-	-	-	-	-
Absentee	-	-	-	-	-	-
Early Vote	-	-	-	-	-	-
Provisional	-	-	-	-	-	-
Total	-	-	-	-	-	-
08107						
Polling	-	-	-	-	-	-
Absentee	-	-	-	-	-	-
Early Vote	-	-	-	-	-	-
Provisional	-	-	-	-	-	-
Total	-	-	-	-	-	-
08202						
Polling	-	-	-	-	-	-
Absentee	-	-	-	-	-	-
Early Vote	-	-	-	-	-	-
Provisional	-	-	-	-	-	-
Total	-	-	-	-	-	-
08300						
Polling	-	-	-	-	-	-
Absentee	-	-	-	-	-	-
Early Vote	-	-	-	-	-	-
Provisional	-	-	-	-	-	-
Total	-	-	-	-	-	-
08402						
Polling	-	-	-	-	-	-
Absentee	-	-	-	-	-	-
Early Vote	-	-	-	-	-	-
Provisional	-	-	-	-	-	-
Total	-	-	-	-	-	-
08600						
Polling	-	-	-	-	-	-
Absentee	-	-	-	-	-	-
Early Vote	-	-	-	-	-	-
Provisional	-	-	-	-	-	-

RETRIEVED FROM DEMOCRACYDOCKET.COM

Statement of Votes Cast
Shelby County, TN
State and Federal General Election _Municipal Elections
November 6, 2018
SOVC For Jurisdiction Wide, All Counters, All Races
Official Combined Results

COLLIERVILLE ALDERMAN POST 4

	Reg. Voters	Times Counted	Total Votes	Tom Allen	Gregory D. Cotton	Write-In Votes		
Total	-	-	-	-	-	-	-	-
08702								
Polling	-	-	-	-	-	-	-	-
Absentee	-	-	-	-	-	-	-	-
Early Vote	-	-	-	-	-	-	-	-
Provisional	-	-	-	-	-	-	-	-
Total	-	-	-	-	-	-	-	-
08703								
Polling	-	-	-	-	-	-	-	-
Absentee	-	-	-	-	-	-	-	-
Early Vote	-	-	-	-	-	-	-	-
Provisional	-	-	-	-	-	-	-	-
Total	-	-	-	-	-	-	-	-
08704								
Polling	-	-	-	-	-	-	-	-
Absentee	-	-	-	-	-	-	-	-
Early Vote	-	-	-	-	-	-	-	-
Provisional	-	-	-	-	-	-	-	-
Total	-	-	-	-	-	-	-	-
08802								
Polling	-	-	-	-	-	-	-	-
Absentee	-	-	-	-	-	-	-	-
Early Vote	-	-	-	-	-	-	-	-
Provisional	-	-	-	-	-	-	-	-
Total	-	-	-	-	-	-	-	-
08803								
Polling	-	-	-	-	-	-	-	-
Absentee	-	-	-	-	-	-	-	-
Early Vote	-	-	-	-	-	-	-	-
Provisional	-	-	-	-	-	-	-	-
Total	-	-	-	-	-	-	-	-
08804								
Polling	-	-	-	-	-	-	-	-
Absentee	-	-	-	-	-	-	-	-
Early Vote	-	-	-	-	-	-	-	-
Provisional	-	-	-	-	-	-	-	-
Total	-	-	-	-	-	-	-	-
08901								
Polling	-	-	-	-	-	-	-	-
Absentee	-	-	-	-	-	-	-	-
Early Vote	-	-	-	-	-	-	-	-
Provisional	-	-	-	-	-	-	-	-
Total	-	-	-	-	-	-	-	-
08902								
Polling	-	-	-	-	-	-	-	-
Absentee	-	-	-	-	-	-	-	-
Early Vote	-	-	-	-	-	-	-	-
Provisional	-	-	-	-	-	-	-	-
Total	-	-	-	-	-	-	-	-
09002								
Polling	-	-	-	-	-	-	-	-
Absentee	-	-	-	-	-	-	-	-
Early Vote	-	-	-	-	-	-	-	-
Provisional	-	-	-	-	-	-	-	-
Total	-	-	-	-	-	-	-	-
09003								
Polling	-	-	-	-	-	-	-	-
Absentee	-	-	-	-	-	-	-	-

RETRIEVED FROM DEMOCRACYDOCKET.COM

Statement of Votes Cast
Shelby County, TN
State and Federal General Election _Municipal Elections
November 6, 2018
SOVC For Jurisdiction Wide, All Counters, All Races
Official Combined Results

COLLIERVILLE ALDERMAN POST 4

	Reg. Voters	Times Counted	Total Votes	Tom Allen	Gregory D. Cotton	Write-In Votes
Early Vote	-	-	-	-	-	-
Provisional	-	-	-	-	-	-
Total	-	-	-	-	-	-
09101						
Polling	-	-	-	-	-	-
Absentee	-	-	-	-	-	-
Early Vote	-	-	-	-	-	-
Provisional	-	-	-	-	-	-
Total	-	-	-	-	-	-
09102						
Polling	-	-	-	-	-	-
Absentee	-	-	-	-	-	-
Early Vote	-	-	-	-	-	-
Provisional	-	-	-	-	-	-
Total	-	-	-	-	-	-
09104						
Polling	-	-	-	-	-	-
Absentee	-	-	-	-	-	-
Early Vote	-	-	-	-	-	-
Provisional	-	-	-	-	-	-
Total	-	-	-	-	-	-
09201						
Polling	-	-	-	-	-	-
Absentee	-	-	-	-	-	-
Early Vote	-	-	-	-	-	-
Provisional	-	-	-	-	-	-
Total	-	-	-	-	-	-
09301						
Polling	-	-	-	-	-	-
Absentee	-	-	-	-	-	-
Early Vote	-	-	-	-	-	-
Provisional	-	-	-	-	-	-
Total	-	-	-	-	-	-
09303						
Polling	-	-	-	-	-	-
Absentee	-	-	-	-	-	-
Early Vote	-	-	-	-	-	-
Provisional	-	-	-	-	-	-
Total	-	-	-	-	-	-
09403						
Polling	-	-	-	-	-	-
Absentee	-	-	-	-	-	-
Early Vote	-	-	-	-	-	-
Provisional	-	-	-	-	-	-
Total	-	-	-	-	-	-
09406						
Polling	-	-	-	-	-	-
Absentee	-	-	-	-	-	-
Early Vote	-	-	-	-	-	-
Provisional	-	-	-	-	-	-
Total	-	-	-	-	-	-
09407						
Polling	-	-	-	-	-	-
Absentee	-	-	-	-	-	-
Early Vote	-	-	-	-	-	-
Provisional	-	-	-	-	-	-
Total	-	-	-	-	-	-
09408						

RETRIEVED FROM DEMOCRACYDOCKET.COM

Statement of Votes Cast
Shelby County, TN
State and Federal General Election _Municipal Elections
November 6, 2018
SOVC For Jurisdiction Wide, All Counters, All Races
Official Combined Results

	COLLIERVILLE ALDERMAN POST 4					
	Reg. Voters	Times Counted	Total Votes	Tom Allen	Gregory D. Cotton	Write-In Votes
Polling	-	-	-	-	-	-
Absentee	-	-	-	-	-	-
Early Vote	-	-	-	-	-	-
Provisional	-	-	-	-	-	-
Total	-	-	-	-	-	-
09501						
Polling	-	-	-	-	-	-
Absentee	-	-	-	-	-	-
Early Vote	-	-	-	-	-	-
Provisional	-	-	-	-	-	-
Total	-	-	-	-	-	-
09505						
Polling	-	-	-	-	-	-
Absentee	-	-	-	-	-	-
Early Vote	-	-	-	-	-	-
Provisional	-	-	-	-	-	-
Total	-	-	-	-	-	-
09506						
Polling	-	-	-	-	-	-
Absentee	-	-	-	-	-	-
Early Vote	-	-	-	-	-	-
Provisional	-	-	-	-	-	-
Total	-	-	-	-	-	-
09507						
Polling	-	-	-	-	-	-
Absentee	-	-	-	-	-	-
Early Vote	-	-	-	-	-	-
Provisional	-	-	-	-	-	-
Total	-	-	-	-	-	-
09508						
Polling	-	-	-	-	-	-
Absentee	-	-	-	-	-	-
Early Vote	-	-	-	-	-	-
Provisional	-	-	-	-	-	-
Total	-	-	-	-	-	-
09601						
Polling	-	-	-	-	-	-
Absentee	-	-	-	-	-	-
Early Vote	-	-	-	-	-	-
Provisional	-	-	-	-	-	-
Total	-	-	-	-	-	-
09602						
Polling	-	-	-	-	-	-
Absentee	-	-	-	-	-	-
Early Vote	-	-	-	-	-	-
Provisional	-	-	-	-	-	-
Total	-	-	-	-	-	-
ARL01						
Polling	-	-	-	-	-	-
Absentee	-	-	-	-	-	-
Early Vote	-	-	-	-	-	-
Provisional	-	-	-	-	-	-
Total	-	-	-	-	-	-
ARL02						
Polling	-	-	-	-	-	-
Absentee	-	-	-	-	-	-
Early Vote	-	-	-	-	-	-
Provisional	-	-	-	-	-	-

RETRIEVED FROM DEMOCRACYDOCKET.COM

Statement of Votes Cast
Shelby County, TN
State and Federal General Election _Municipal Elections
November 6, 2018
SOVC For Jurisdiction Wide, All Counters, All Races
Official Combined Results

COLLIERVILLE ALDERMAN POST 4

	Reg. Voters	Times Counted	Total Votes	Tom Allen	Gregory D. Cotton	Write-In Votes		
Total	-	-	-	-	-	-	-	-
BAR03								
Polling	-	-	-	-	-	-	-	-
Absentee	-	-	-	-	-	-	-	-
Early Vote	-	-	-	-	-	-	-	-
Provisional	-	-	-	-	-	-	-	-
Total	-	-	-	-	-	-	-	-
BAR04								
Polling	-	-	-	-	-	-	-	-
Absentee	-	-	-	-	-	-	-	-
Early Vote	-	-	-	-	-	-	-	-
Provisional	-	-	-	-	-	-	-	-
Total	-	-	-	-	-	-	-	-
BAR05								
Polling	-	-	-	-	-	-	-	-
Absentee	-	-	-	-	-	-	-	-
Early Vote	-	-	-	-	-	-	-	-
Provisional	-	-	-	-	-	-	-	-
Total	-	-	-	-	-	-	-	-
BAR06								
Polling	-	-	-	-	-	-	-	-
Absentee	-	-	-	-	-	-	-	-
Early Vote	-	-	-	-	-	-	-	-
Provisional	-	-	-	-	-	-	-	-
Total	-	-	-	-	-	-	-	-
BAR08								
Polling	-	-	-	-	-	-	-	-
Absentee	-	-	-	-	-	-	-	-
Early Vote	-	-	-	-	-	-	-	-
Provisional	-	-	-	-	-	-	-	-
Total	-	-	-	-	-	-	-	-
BAR09								
Polling	-	-	-	-	-	-	-	-
Absentee	-	-	-	-	-	-	-	-
Early Vote	-	-	-	-	-	-	-	-
Provisional	-	-	-	-	-	-	-	-
Total	-	-	-	-	-	-	-	-
BAR11								
Polling	-	-	-	-	-	-	-	-
Absentee	-	-	-	-	-	-	-	-
Early Vote	-	-	-	-	-	-	-	-
Provisional	-	-	-	-	-	-	-	-
Total	-	-	-	-	-	-	-	-
BAR13								
Polling	-	-	-	-	-	-	-	-
Absentee	-	-	-	-	-	-	-	-
Early Vote	-	-	-	-	-	-	-	-
Provisional	-	-	-	-	-	-	-	-
Total	-	-	-	-	-	-	-	-
BRU01								
Polling	-	-	-	-	-	-	-	-
Absentee	-	-	-	-	-	-	-	-
Early Vote	-	-	-	-	-	-	-	-
Provisional	-	-	-	-	-	-	-	-
Total	-	-	-	-	-	-	-	-
BRU02								
Polling	-	-	-	-	-	-	-	-
Absentee	-	-	-	-	-	-	-	-

RETRIEVED FROM DEMOCRACYDOCKET.COM

Statement of Votes Cast
Shelby County, TN
State and Federal General Election _Municipal Elections
November 6, 2018
SOVC For Jurisdiction Wide, All Counters, All Races
Official Combined Results

COLLIERVILLE ALDERMAN POST 4

	Reg. Voters	Times Counted	Total Votes	Tom Allen		Gregory D. Cotton		Write-In Votes	
Early Vote	-	-	-	-	-	-	-	-	-
Provisional	-	-	-	-	-	-	-	-	-
Total	-	-	-	-	-	-	-	-	-
COL01									
Polling	4889	942	861	457	53.08%	401	46.57%	3	0.35%
Absentee	4889	25	18	10	55.56%	8	44.44%	0	0.00%
Early Vote	4889	1952	1764	1084	61.45%	676	38.32%	4	0.23%
Provisional	4889	4	3	1	33.33%	2	66.67%	0	0.00%
Total	4889	2923	2646	1552	58.65%	1087	41.08%	7	0.26%
COL02									
Polling	4775	862	708	459	64.83%	246	34.75%	3	0.42%
Absentee	4775	45	32	13	40.63%	19	59.38%	0	0.00%
Early Vote	4775	1827	1519	975	64.19%	540	35.55%	4	0.26%
Provisional	4775	7	4	2	50.00%	2	50.00%	0	0.00%
Total	4775	2741	2263	1449	64.03%	807	35.66%	7	0.31%
COL03									
Polling	3987	604	517	351	67.89%	162	31.33%	4	0.77%
Absentee	3987	18	18	13	72.22%	5	27.78%	0	0.00%
Early Vote	3987	1723	1555	968	62.25%	582	37.43%	5	0.32%
Provisional	3987	6	6	4	66.67%	2	33.33%	0	0.00%
Total	3987	2351	2096	1336	63.74%	751	35.83%	9	0.43%
COL04									
Polling	4335	697	604	349	57.78%	253	41.89%	2	0.33%
Absentee	4335	33	26	17	65.38%	9	34.62%	0	0.00%
Early Vote	4335	1990	1739	973	55.95%	758	43.59%	8	0.46%
Provisional	4335	10	10	5	50.00%	5	50.00%	0	0.00%
Total	4335	2730	2379	1344	56.49%	1025	43.09%	10	0.42%
COL05									
Polling	2502	545	498	288	57.83%	210	42.17%	0	0.00%
Absentee	2502	28	15	9	60.00%	6	40.00%	0	0.00%
Early Vote	2502	965	868	513	59.10%	353	40.67%	2	0.23%
Provisional	2502	2	2	1	50.00%	1	50.00%	0	0.00%
Total	2502	1540	1383	811	58.64%	570	41.21%	2	0.14%
COL06									
Polling	3584	523	410	262	63.90%	144	35.12%	4	0.98%
Absentee	3584	48	35	18	51.43%	15	42.86%	2	5.71%
Early Vote	3584	1570	1277	845	66.17%	423	33.12%	9	0.70%
Provisional	3584	3	3	2	66.67%	1	33.33%	0	0.00%
Total	3584	2144	1725	1127	65.33%	583	33.80%	15	0.87%
COL07									
Polling	3670	747	623	383	61.48%	237	38.04%	3	0.48%
Absentee	3670	29	25	8	32.00%	17	68.00%	0	0.00%
Early Vote	3670	1414	1200	755	62.92%	440	36.67%	5	0.42%
Provisional	3670	8	8	7	87.50%	1	12.50%	0	0.00%
Total	3670	2198	1856	1153	62.12%	695	37.45%	8	0.43%
COL08									
Polling	2554	523	439	284	64.69%	152	34.62%	3	0.68%
Absentee	2554	32	28	17	60.71%	11	39.29%	0	0.00%
Early Vote	2554	992	857	497	57.99%	355	41.42%	5	0.58%
Provisional	2554	6	4	2	50.00%	2	50.00%	0	0.00%
Total	2554	1553	1328	800	60.24%	520	39.16%	8	0.60%
COL09									
Polling	3523	508	426	257	60.33%	168	39.44%	1	0.23%
Absentee	3523	52	34	22	64.71%	12	35.29%	0	0.00%
Early Vote	3523	1453	1292	760	58.82%	525	40.63%	7	0.54%
Provisional	3523	6	6	3	50.00%	3	50.00%	0	0.00%
Total	3523	2019	1758	1042	59.27%	708	40.27%	8	0.46%
COR03									

RETRIEVED FROM DEMOCRACYDOCKET.COM

Statement of Votes Cast
Shelby County, TN
State and Federal General Election _Municipal Elections
November 6, 2018
SOVC For Jurisdiction Wide, All Counters, All Races
Official Combined Results

	COLLIERVILLE ALDERMAN POST 4								
	Reg. Voters	Times Counted	Total Votes	Tom Allen		Gregory D. Cotton		Write-In Votes	
Polling	-	-	-	-	-	-	-	-	-
Absentee	-	-	-	-	-	-	-	-	-
Early Vote	-	-	-	-	-	-	-	-	-
Provisional	-	-	-	-	-	-	-	-	-
Total	-	-	-	-	-	-	-	-	-
COR04									
Polling	-	-	-	-	-	-	-	-	-
Absentee	-	-	-	-	-	-	-	-	-
Early Vote	-	-	-	-	-	-	-	-	-
Provisional	-	-	-	-	-	-	-	-	-
Total	-	-	-	-	-	-	-	-	-
COR05									
Polling	-	-	-	-	-	-	-	-	-
Absentee	-	-	-	-	-	-	-	-	-
Early Vote	-	-	-	-	-	-	-	-	-
Provisional	-	-	-	-	-	-	-	-	-
Total	-	-	-	-	-	-	-	-	-
EAD00									
Polling	-	-	-	-	-	-	-	-	-
Absentee	-	-	-	-	-	-	-	-	-
Early Vote	-	-	-	-	-	-	-	-	-
Provisional	-	-	-	-	-	-	-	-	-
Total	-	-	-	-	-	-	-	-	-
FOR01									
Polling	2	0	0	0	-	0	-	0	-
Absentee	2	0	0	0	-	0	-	0	-
Early Vote	2	1	1	0	0.00%	1	100.00%	0	0.00%
Provisional	2	0	0	0	-	0	-	0	-
Total	2	1	1	0	0.00%	1	100.00%	0	0.00%
FOR02									
Polling	1034	140	116	76	65.52%	39	33.62%	1	0.86%
Absentee	1034	8	6	0	0.00%	6	100.00%	0	0.00%
Early Vote	1034	452	357	187	52.38%	164	45.94%	6	1.68%
Provisional	1034	2	0	0	-	0	-	0	-
Total	1034	602	479	263	54.91%	209	43.63%	7	1.46%
FOR03									
Polling	-	-	-	-	-	-	-	-	-
Absentee	-	-	-	-	-	-	-	-	-
Early Vote	-	-	-	-	-	-	-	-	-
Provisional	-	-	-	-	-	-	-	-	-
Total	-	-	-	-	-	-	-	-	-
GER02									
Polling	-	-	-	-	-	-	-	-	-
Absentee	-	-	-	-	-	-	-	-	-
Early Vote	-	-	-	-	-	-	-	-	-
Provisional	-	-	-	-	-	-	-	-	-
Total	-	-	-	-	-	-	-	-	-
GER03									
Polling	-	-	-	-	-	-	-	-	-
Absentee	-	-	-	-	-	-	-	-	-
Early Vote	-	-	-	-	-	-	-	-	-
Provisional	-	-	-	-	-	-	-	-	-
Total	-	-	-	-	-	-	-	-	-
GER04									
Polling	-	-	-	-	-	-	-	-	-
Absentee	-	-	-	-	-	-	-	-	-
Early Vote	-	-	-	-	-	-	-	-	-
Provisional	-	-	-	-	-	-	-	-	-

RETRIEVED FROM DEMOCRACYDOCKET.COM

Statement of Votes Cast
Shelby County, TN
State and Federal General Election _Municipal Elections
November 6, 2018
SOVC For Jurisdiction Wide, All Counters, All Races
Official Combined Results

COLLIERVILLE ALDERMAN POST 4

	Reg. Voters	Times Counted	Total Votes	Tom Allen		Gregory D. Cotton		Write-In Votes	
Total	-	-	-	-	-	-	-	-	-
GER05									
Polling	-	-	-	-	-	-	-	-	-
Absentee	-	-	-	-	-	-	-	-	-
Early Vote	-	-	-	-	-	-	-	-	-
Provisional	-	-	-	-	-	-	-	-	-
Total	-	-	-	-	-	-	-	-	-
GER06									
Polling	-	-	-	-	-	-	-	-	-
Absentee	-	-	-	-	-	-	-	-	-
Early Vote	-	-	-	-	-	-	-	-	-
Provisional	-	-	-	-	-	-	-	-	-
Total	-	-	-	-	-	-	-	-	-
GER08									
Polling	-	-	-	-	-	-	-	-	-
Absentee	-	-	-	-	-	-	-	-	-
Early Vote	-	-	-	-	-	-	-	-	-
Provisional	-	-	-	-	-	-	-	-	-
Total	-	-	-	-	-	-	-	-	-
GER10									
Polling	-	-	-	-	-	-	-	-	-
Absentee	-	-	-	-	-	-	-	-	-
Early Vote	-	-	-	-	-	-	-	-	-
Provisional	-	-	-	-	-	-	-	-	-
Total	-	-	-	-	-	-	-	-	-
GER11									
Polling	656	73	58	37	63.79%	20	34.48%	1	1.72%
Absentee	656	4	4	0	0.00%	4	100.00%	0	0.00%
Early Vote	656	338	282	202	71.63%	78	27.66%	2	0.71%
Provisional	656	2	1	1	100.00%	0	0.00%	0	0.00%
Total	656	417	345	240	69.57%	102	29.57%	3	0.87%
GER12									
Polling	-	-	-	-	-	-	-	-	-
Absentee	-	-	-	-	-	-	-	-	-
Early Vote	-	-	-	-	-	-	-	-	-
Provisional	-	-	-	-	-	-	-	-	-
Total	-	-	-	-	-	-	-	-	-
LAK01									
Polling	-	-	-	-	-	-	-	-	-
Absentee	-	-	-	-	-	-	-	-	-
Early Vote	-	-	-	-	-	-	-	-	-
Provisional	-	-	-	-	-	-	-	-	-
Total	-	-	-	-	-	-	-	-	-
LAK02									
Polling	-	-	-	-	-	-	-	-	-
Absentee	-	-	-	-	-	-	-	-	-
Early Vote	-	-	-	-	-	-	-	-	-
Provisional	-	-	-	-	-	-	-	-	-
Total	-	-	-	-	-	-	-	-	-
LUC01									
Polling	-	-	-	-	-	-	-	-	-
Absentee	-	-	-	-	-	-	-	-	-
Early Vote	-	-	-	-	-	-	-	-	-
Provisional	-	-	-	-	-	-	-	-	-
Total	-	-	-	-	-	-	-	-	-
LUC03									
Polling	-	-	-	-	-	-	-	-	-
Absentee	-	-	-	-	-	-	-	-	-

RETRIEVED FROM DEMOCRACYDOCKET.COM

Statement of Votes Cast
Shelby County, TN
State and Federal General Election _Municipal Elections
November 6, 2018
SOVC For Jurisdiction Wide, All Counters, All Races
Official Combined Results

COLLIERVILLE ALDERMAN POST 4

	Reg. Voters	Times Counted	Total Votes	Tom Allen	Gregory D. Cotton	Write-In Votes		
Early Vote	-	-	-	-	-	-	-	-
Provisional	-	-	-	-	-	-	-	-
Total	-	-	-	-	-	-	-	-
MCC00								
Polling	-	-	-	-	-	-	-	-
Absentee	-	-	-	-	-	-	-	-
Early Vote	-	-	-	-	-	-	-	-
Provisional	-	-	-	-	-	-	-	-
Total	-	-	-	-	-	-	-	-
MIL01								
Polling	-	-	-	-	-	-	-	-
Absentee	-	-	-	-	-	-	-	-
Early Vote	-	-	-	-	-	-	-	-
Provisional	-	-	-	-	-	-	-	-
Total	-	-	-	-	-	-	-	-
MIL02								
Polling	-	-	-	-	-	-	-	-
Absentee	-	-	-	-	-	-	-	-
Early Vote	-	-	-	-	-	-	-	-
Provisional	-	-	-	-	-	-	-	-
Total	-	-	-	-	-	-	-	-
MOR01								
Polling	-	-	-	-	-	-	-	-
Absentee	-	-	-	-	-	-	-	-
Early Vote	-	-	-	-	-	-	-	-
Provisional	-	-	-	-	-	-	-	-
Total	-	-	-	-	-	-	-	-
MOR02								
Polling	-	-	-	-	-	-	-	-
Absentee	-	-	-	-	-	-	-	-
Early Vote	-	-	-	-	-	-	-	-
Provisional	-	-	-	-	-	-	-	-
Total	-	-	-	-	-	-	-	-
ROS05								
Polling	-	-	-	-	-	-	-	-
Absentee	-	-	-	-	-	-	-	-
Early Vote	-	-	-	-	-	-	-	-
Provisional	-	-	-	-	-	-	-	-
Total	-	-	-	-	-	-	-	-
ROS13								
Polling	-	-	-	-	-	-	-	-
Absentee	-	-	-	-	-	-	-	-
Early Vote	-	-	-	-	-	-	-	-
Provisional	-	-	-	-	-	-	-	-
Total	-	-	-	-	-	-	-	-
ROS14								
Polling	-	-	-	-	-	-	-	-
Absentee	-	-	-	-	-	-	-	-
Early Vote	-	-	-	-	-	-	-	-
Provisional	-	-	-	-	-	-	-	-
Total	-	-	-	-	-	-	-	-
ROS15								
Polling	-	-	-	-	-	-	-	-
Absentee	-	-	-	-	-	-	-	-
Early Vote	-	-	-	-	-	-	-	-
Provisional	-	-	-	-	-	-	-	-
Total	-	-	-	-	-	-	-	-
ROS16								

RETRIEVED FROM DEMOCRACYDOCKET.COM

Statement of Votes Cast
Shelby County, TN
State and Federal General Election _Municipal Elections
November 6, 2018
SOVC For Jurisdiction Wide, All Counters, All Races
Official Combined Results

	COLLIERVILLE ALDERMAN POST 4								
	Reg. Voters	Times Counted	Total Votes	Tom Allen		Gregory D. Cotton		Write-In Votes	
Polling	-	-	-	-	-	-	-	-	-
Absentee	-	-	-	-	-	-	-	-	-
Early Vote	-	-	-	-	-	-	-	-	-
Provisional	-	-	-	-	-	-	-	-	-
Total	-	-	-	-	-	-	-	-	-
STE00									
Polling	-	-	-	-	-	-	-	-	-
Absentee	-	-	-	-	-	-	-	-	-
Early Vote	-	-	-	-	-	-	-	-	-
Provisional	-	-	-	-	-	-	-	-	-
Total	-	-	-	-	-	-	-	-	-
Total									
Polling	35511	6164	5260	3203	60.89%	2032	38.63%	25	0.48%
Absentee	35511	322	241	127	52.70%	112	46.47%	2	0.83%
Early Vote	35511	14677	12711	7759	61.04%	4895	38.51%	57	0.45%
Provisional	35511	56	47	28	59.57%	19	40.43%	0	0.00%
Total	35511	21219	18259	11117	60.89%	7058	38.65%	84	0.46%

RETRIEVED FROM DEMOCRACYDOCKET.COM

Statement of Votes Cast
Shelby County, TN
State and Federal General Election _Municipal Elections
November 6, 2018
SOVC For Jurisdiction Wide, All Counters, All Races
Official Combined Results

	COLLIERVILLE SCH BOARD POST 2					
	Reg. Voters	Times Counted	Total Votes	Wanda Chism	Write-In Votes	
Jurisdiction Wide						
00100						
Polling	-	-	-	-	-	-
Absentee	-	-	-	-	-	-
Early Vote	-	-	-	-	-	-
Provisional	-	-	-	-	-	-
Total	-	-	-	-	-	-
00200						
Polling	-	-	-	-	-	-
Absentee	-	-	-	-	-	-
Early Vote	-	-	-	-	-	-
Provisional	-	-	-	-	-	-
Total	-	-	-	-	-	-
01100						
Polling	-	-	-	-	-	-
Absentee	-	-	-	-	-	-
Early Vote	-	-	-	-	-	-
Provisional	-	-	-	-	-	-
Total	-	-	-	-	-	-
01200						
Polling	-	-	-	-	-	-
Absentee	-	-	-	-	-	-
Early Vote	-	-	-	-	-	-
Provisional	-	-	-	-	-	-
Total	-	-	-	-	-	-
01300						
Polling	-	-	-	-	-	-
Absentee	-	-	-	-	-	-
Early Vote	-	-	-	-	-	-
Provisional	-	-	-	-	-	-
Total	-	-	-	-	-	-
01601						
Polling	-	-	-	-	-	-
Absentee	-	-	-	-	-	-
Early Vote	-	-	-	-	-	-
Provisional	-	-	-	-	-	-
Total	-	-	-	-	-	-
01603						
Polling	-	-	-	-	-	-
Absentee	-	-	-	-	-	-
Early Vote	-	-	-	-	-	-
Provisional	-	-	-	-	-	-
Total	-	-	-	-	-	-
01700						
Polling	-	-	-	-	-	-
Absentee	-	-	-	-	-	-
Early Vote	-	-	-	-	-	-
Provisional	-	-	-	-	-	-
Total	-	-	-	-	-	-
02001						
Polling	-	-	-	-	-	-
Absentee	-	-	-	-	-	-
Early Vote	-	-	-	-	-	-
Provisional	-	-	-	-	-	-
Total	-	-	-	-	-	-
02003						
Polling	-	-	-	-	-	-
Absentee	-	-	-	-	-	-

RETRIEVED FROM DEMOCRACYDOCKET.COM

Statement of Votes Cast
Shelby County, TN
State and Federal General Election _Municipal Elections
November 6, 2018
SOVC For Jurisdiction Wide, All Counters, All Races
Official Combined Results

	COLLIERVILLE SCH BOARD POST 2					
	Reg. Voters	Times Counted	Total Votes	Wanda Chism	Write-In Votes	
Early Vote	-	-	-	-	-	-
Provisional	-	-	-	-	-	-
Total	-	-	-	-	-	-
02100						
Polling	-	-	-	-	-	-
Absentee	-	-	-	-	-	-
Early Vote	-	-	-	-	-	-
Provisional	-	-	-	-	-	-
Total	-	-	-	-	-	-
02600						
Polling	-	-	-	-	-	-
Absentee	-	-	-	-	-	-
Early Vote	-	-	-	-	-	-
Provisional	-	-	-	-	-	-
Total	-	-	-	-	-	-
02800						
Polling	-	-	-	-	-	-
Absentee	-	-	-	-	-	-
Early Vote	-	-	-	-	-	-
Provisional	-	-	-	-	-	-
Total	-	-	-	-	-	-
03102						
Polling	-	-	-	-	-	-
Absentee	-	-	-	-	-	-
Early Vote	-	-	-	-	-	-
Provisional	-	-	-	-	-	-
Total	-	-	-	-	-	-
03104						
Polling	-	-	-	-	-	-
Absentee	-	-	-	-	-	-
Early Vote	-	-	-	-	-	-
Provisional	-	-	-	-	-	-
Total	-	-	-	-	-	-
03300						
Polling	-	-	-	-	-	-
Absentee	-	-	-	-	-	-
Early Vote	-	-	-	-	-	-
Provisional	-	-	-	-	-	-
Total	-	-	-	-	-	-
03402						
Polling	-	-	-	-	-	-
Absentee	-	-	-	-	-	-
Early Vote	-	-	-	-	-	-
Provisional	-	-	-	-	-	-
Total	-	-	-	-	-	-
03601						
Polling	-	-	-	-	-	-
Absentee	-	-	-	-	-	-
Early Vote	-	-	-	-	-	-
Provisional	-	-	-	-	-	-
Total	-	-	-	-	-	-
03602						
Polling	-	-	-	-	-	-
Absentee	-	-	-	-	-	-
Early Vote	-	-	-	-	-	-
Provisional	-	-	-	-	-	-
Total	-	-	-	-	-	-
03700						

RETRIEVED FROM DEMOCRACYDOCKET.COM

Statement of Votes Cast
Shelby County, TN
State and Federal General Election _Municipal Elections
November 6, 2018
SOVC For Jurisdiction Wide, All Counters, All Races
Official Combined Results

	COLLIERVILLE SCH BOARD POST 2					
	Reg. Voters	Times Counted	Total Votes	Wanda Chism		Write-In Votes
Polling	-	-	-	-	-	-
Absentee	-	-	-	-	-	-
Early Vote	-	-	-	-	-	-
Provisional	-	-	-	-	-	-
Total	-	-	-	-	-	-
04103						
Polling	-	-	-	-	-	-
Absentee	-	-	-	-	-	-
Early Vote	-	-	-	-	-	-
Provisional	-	-	-	-	-	-
Total	-	-	-	-	-	-
04201						
Polling	-	-	-	-	-	-
Absentee	-	-	-	-	-	-
Early Vote	-	-	-	-	-	-
Provisional	-	-	-	-	-	-
Total	-	-	-	-	-	-
04401						
Polling	-	-	-	-	-	-
Absentee	-	-	-	-	-	-
Early Vote	-	-	-	-	-	-
Provisional	-	-	-	-	-	-
Total	-	-	-	-	-	-
04405						
Polling	-	-	-	-	-	-
Absentee	-	-	-	-	-	-
Early Vote	-	-	-	-	-	-
Provisional	-	-	-	-	-	-
Total	-	-	-	-	-	-
04502						
Polling	-	-	-	-	-	-
Absentee	-	-	-	-	-	-
Early Vote	-	-	-	-	-	-
Provisional	-	-	-	-	-	-
Total	-	-	-	-	-	-
04504						
Polling	-	-	-	-	-	-
Absentee	-	-	-	-	-	-
Early Vote	-	-	-	-	-	-
Provisional	-	-	-	-	-	-
Total	-	-	-	-	-	-
04602						
Polling	-	-	-	-	-	-
Absentee	-	-	-	-	-	-
Early Vote	-	-	-	-	-	-
Provisional	-	-	-	-	-	-
Total	-	-	-	-	-	-
04700						
Polling	-	-	-	-	-	-
Absentee	-	-	-	-	-	-
Early Vote	-	-	-	-	-	-
Provisional	-	-	-	-	-	-
Total	-	-	-	-	-	-
04900						
Polling	-	-	-	-	-	-
Absentee	-	-	-	-	-	-
Early Vote	-	-	-	-	-	-
Provisional	-	-	-	-	-	-

RETRIEVED FROM DEMOCRACYDOCKET.COM

Statement of Votes Cast
Shelby County, TN
State and Federal General Election _Municipal Elections
November 6, 2018
SOVC For Jurisdiction Wide, All Counters, All Races
Official Combined Results

	COLLIERVILLE SCH BOARD POST 2					
	Reg. Voters	Times Counted	Total Votes	Wanda Chism	Write-In Votes	
Total	-	-	-	-	-	-
05001						
Polling	-	-	-	-	-	-
Absentee	-	-	-	-	-	-
Early Vote	-	-	-	-	-	-
Provisional	-	-	-	-	-	-
Total	-	-	-	-	-	-
05002						
Polling	-	-	-	-	-	-
Absentee	-	-	-	-	-	-
Early Vote	-	-	-	-	-	-
Provisional	-	-	-	-	-	-
Total	-	-	-	-	-	-
05201						
Polling	-	-	-	-	-	-
Absentee	-	-	-	-	-	-
Early Vote	-	-	-	-	-	-
Provisional	-	-	-	-	-	-
Total	-	-	-	-	-	-
05301						
Polling	-	-	-	-	-	-
Absentee	-	-	-	-	-	-
Early Vote	-	-	-	-	-	-
Provisional	-	-	-	-	-	-
Total	-	-	-	-	-	-
05400						
Polling	-	-	-	-	-	-
Absentee	-	-	-	-	-	-
Early Vote	-	-	-	-	-	-
Provisional	-	-	-	-	-	-
Total	-	-	-	-	-	-
05502						
Polling	-	-	-	-	-	-
Absentee	-	-	-	-	-	-
Early Vote	-	-	-	-	-	-
Provisional	-	-	-	-	-	-
Total	-	-	-	-	-	-
05700						
Polling	-	-	-	-	-	-
Absentee	-	-	-	-	-	-
Early Vote	-	-	-	-	-	-
Provisional	-	-	-	-	-	-
Total	-	-	-	-	-	-
05801						
Polling	-	-	-	-	-	-
Absentee	-	-	-	-	-	-
Early Vote	-	-	-	-	-	-
Provisional	-	-	-	-	-	-
Total	-	-	-	-	-	-
05804						
Polling	-	-	-	-	-	-
Absentee	-	-	-	-	-	-
Early Vote	-	-	-	-	-	-
Provisional	-	-	-	-	-	-
Total	-	-	-	-	-	-
05905						
Polling	-	-	-	-	-	-
Absentee	-	-	-	-	-	-

RETRIEVED FROM DEMOCRACYDOCKET.COM

Statement of Votes Cast
Shelby County, TN
State and Federal General Election _Municipal Elections
November 6, 2018
SOVC For Jurisdiction Wide, All Counters, All Races
Official Combined Results

	COLLIERVILLE SCH BOARD POST 2					
	Reg. Voters	Times Counted	Total Votes	Wanda Chism	Write-In Votes	
Early Vote	-	-	-	-	-	-
Provisional	-	-	-	-	-	-
Total	-	-	-	-	-	-
06003						
Polling	-	-	-	-	-	-
Absentee	-	-	-	-	-	-
Early Vote	-	-	-	-	-	-
Provisional	-	-	-	-	-	-
Total	-	-	-	-	-	-
06005						
Polling	-	-	-	-	-	-
Absentee	-	-	-	-	-	-
Early Vote	-	-	-	-	-	-
Provisional	-	-	-	-	-	-
Total	-	-	-	-	-	-
06006						
Polling	-	-	-	-	-	-
Absentee	-	-	-	-	-	-
Early Vote	-	-	-	-	-	-
Provisional	-	-	-	-	-	-
Total	-	-	-	-	-	-
06007						
Polling	-	-	-	-	-	-
Absentee	-	-	-	-	-	-
Early Vote	-	-	-	-	-	-
Provisional	-	-	-	-	-	-
Total	-	-	-	-	-	-
06009						
Polling	-	-	-	-	-	-
Absentee	-	-	-	-	-	-
Early Vote	-	-	-	-	-	-
Provisional	-	-	-	-	-	-
Total	-	-	-	-	-	-
06100						
Polling	-	-	-	-	-	-
Absentee	-	-	-	-	-	-
Early Vote	-	-	-	-	-	-
Provisional	-	-	-	-	-	-
Total	-	-	-	-	-	-
06200						
Polling	-	-	-	-	-	-
Absentee	-	-	-	-	-	-
Early Vote	-	-	-	-	-	-
Provisional	-	-	-	-	-	-
Total	-	-	-	-	-	-
06400						
Polling	-	-	-	-	-	-
Absentee	-	-	-	-	-	-
Early Vote	-	-	-	-	-	-
Provisional	-	-	-	-	-	-
Total	-	-	-	-	-	-
06600						
Polling	-	-	-	-	-	-
Absentee	-	-	-	-	-	-
Early Vote	-	-	-	-	-	-
Provisional	-	-	-	-	-	-
Total	-	-	-	-	-	-
06701						

RETRIEVED FROM DEMOCRACYDOCKET.COM

Statement of Votes Cast
Shelby County, TN
State and Federal General Election _Municipal Elections
November 6, 2018
SOVC For Jurisdiction Wide, All Counters, All Races
Official Combined Results

	COLLIERVILLE SCH BOARD POST 2					
	Reg. Voters	Times Counted	Total Votes	Wanda Chism		Write-In Votes
Polling	-	-	-	-	-	-
Absentee	-	-	-	-	-	-
Early Vote	-	-	-	-	-	-
Provisional	-	-	-	-	-	-
Total	-	-	-	-	-	-
06703						
Polling	-	-	-	-	-	-
Absentee	-	-	-	-	-	-
Early Vote	-	-	-	-	-	-
Provisional	-	-	-	-	-	-
Total	-	-	-	-	-	-
06801						
Polling	-	-	-	-	-	-
Absentee	-	-	-	-	-	-
Early Vote	-	-	-	-	-	-
Provisional	-	-	-	-	-	-
Total	-	-	-	-	-	-
06803						
Polling	-	-	-	-	-	-
Absentee	-	-	-	-	-	-
Early Vote	-	-	-	-	-	-
Provisional	-	-	-	-	-	-
Total	-	-	-	-	-	-
06902						
Polling	-	-	-	-	-	-
Absentee	-	-	-	-	-	-
Early Vote	-	-	-	-	-	-
Provisional	-	-	-	-	-	-
Total	-	-	-	-	-	-
07001						
Polling	-	-	-	-	-	-
Absentee	-	-	-	-	-	-
Early Vote	-	-	-	-	-	-
Provisional	-	-	-	-	-	-
Total	-	-	-	-	-	-
07002						
Polling	-	-	-	-	-	-
Absentee	-	-	-	-	-	-
Early Vote	-	-	-	-	-	-
Provisional	-	-	-	-	-	-
Total	-	-	-	-	-	-
07104						
Polling	-	-	-	-	-	-
Absentee	-	-	-	-	-	-
Early Vote	-	-	-	-	-	-
Provisional	-	-	-	-	-	-
Total	-	-	-	-	-	-
07203						
Polling	-	-	-	-	-	-
Absentee	-	-	-	-	-	-
Early Vote	-	-	-	-	-	-
Provisional	-	-	-	-	-	-
Total	-	-	-	-	-	-
07207						
Polling	-	-	-	-	-	-
Absentee	-	-	-	-	-	-
Early Vote	-	-	-	-	-	-
Provisional	-	-	-	-	-	-

RETRIEVED FROM DEMOCRACYDOCKET.COM

Statement of Votes Cast
Shelby County, TN
State and Federal General Election _Municipal Elections
November 6, 2018
SOVC For Jurisdiction Wide, All Counters, All Races
Official Combined Results

	COLLIERVILLE SCH BOARD POST 2					
	Reg. Voters	Times Counted	Total Votes	Wanda Chism	Write-In Votes	
Total	-	-	-	-	-	-
07301						
Polling	-	-	-	-	-	-
Absentee	-	-	-	-	-	-
Early Vote	-	-	-	-	-	-
Provisional	-	-	-	-	-	-
Total	-	-	-	-	-	-
07303						
Polling	-	-	-	-	-	-
Absentee	-	-	-	-	-	-
Early Vote	-	-	-	-	-	-
Provisional	-	-	-	-	-	-
Total	-	-	-	-	-	-
07401						
Polling	-	-	-	-	-	-
Absentee	-	-	-	-	-	-
Early Vote	-	-	-	-	-	-
Provisional	-	-	-	-	-	-
Total	-	-	-	-	-	-
07402						
Polling	-	-	-	-	-	-
Absentee	-	-	-	-	-	-
Early Vote	-	-	-	-	-	-
Provisional	-	-	-	-	-	-
Total	-	-	-	-	-	-
07405						
Polling	-	-	-	-	-	-
Absentee	-	-	-	-	-	-
Early Vote	-	-	-	-	-	-
Provisional	-	-	-	-	-	-
Total	-	-	-	-	-	-
07409						
Polling	-	-	-	-	-	-
Absentee	-	-	-	-	-	-
Early Vote	-	-	-	-	-	-
Provisional	-	-	-	-	-	-
Total	-	-	-	-	-	-
07501						
Polling	-	-	-	-	-	-
Absentee	-	-	-	-	-	-
Early Vote	-	-	-	-	-	-
Provisional	-	-	-	-	-	-
Total	-	-	-	-	-	-
07506						
Polling	-	-	-	-	-	-
Absentee	-	-	-	-	-	-
Early Vote	-	-	-	-	-	-
Provisional	-	-	-	-	-	-
Total	-	-	-	-	-	-
07507						
Polling	-	-	-	-	-	-
Absentee	-	-	-	-	-	-
Early Vote	-	-	-	-	-	-
Provisional	-	-	-	-	-	-
Total	-	-	-	-	-	-
07511						
Polling	-	-	-	-	-	-
Absentee	-	-	-	-	-	-

RETRIEVED FROM DEMOCRACYDOCKET.COM

Statement of Votes Cast
Shelby County, TN
State and Federal General Election _Municipal Elections
November 6, 2018
SOVC For Jurisdiction Wide, All Counters, All Races
Official Combined Results

	COLLIERVILLE SCH BOARD POST 2					
	Reg. Voters	Times Counted	Total Votes	Wanda Chism	Write-In Votes	
Early Vote	-	-	-	-	-	-
Provisional	-	-	-	-	-	-
Total	-	-	-	-	-	-
07604						
Polling	-	-	-	-	-	-
Absentee	-	-	-	-	-	-
Early Vote	-	-	-	-	-	-
Provisional	-	-	-	-	-	-
Total	-	-	-	-	-	-
07605						
Polling	-	-	-	-	-	-
Absentee	-	-	-	-	-	-
Early Vote	-	-	-	-	-	-
Provisional	-	-	-	-	-	-
Total	-	-	-	-	-	-
07606						
Polling	-	-	-	-	-	-
Absentee	-	-	-	-	-	-
Early Vote	-	-	-	-	-	-
Provisional	-	-	-	-	-	-
Total	-	-	-	-	-	-
07701						
Polling	-	-	-	-	-	-
Absentee	-	-	-	-	-	-
Early Vote	-	-	-	-	-	-
Provisional	-	-	-	-	-	-
Total	-	-	-	-	-	-
07703						
Polling	-	-	-	-	-	-
Absentee	-	-	-	-	-	-
Early Vote	-	-	-	-	-	-
Provisional	-	-	-	-	-	-
Total	-	-	-	-	-	-
07803						
Polling	-	-	-	-	-	-
Absentee	-	-	-	-	-	-
Early Vote	-	-	-	-	-	-
Provisional	-	-	-	-	-	-
Total	-	-	-	-	-	-
07901						
Polling	-	-	-	-	-	-
Absentee	-	-	-	-	-	-
Early Vote	-	-	-	-	-	-
Provisional	-	-	-	-	-	-
Total	-	-	-	-	-	-
07902						
Polling	-	-	-	-	-	-
Absentee	-	-	-	-	-	-
Early Vote	-	-	-	-	-	-
Provisional	-	-	-	-	-	-
Total	-	-	-	-	-	-
07903						
Polling	-	-	-	-	-	-
Absentee	-	-	-	-	-	-
Early Vote	-	-	-	-	-	-
Provisional	-	-	-	-	-	-
Total	-	-	-	-	-	-
07907						

RETRIEVED FROM DEMOCRACYDOCKET.COM

Statement of Votes Cast
Shelby County, TN
State and Federal General Election _Municipal Elections
November 6, 2018
SOVC For Jurisdiction Wide, All Counters, All Races
Official Combined Results

	COLLIERVILLE SCH BOARD POST 2				
	Reg. Voters	Times Counted	Total Votes	Wanda Chism	Write-In Votes
Polling	-	-	-	-	-
Absentee	-	-	-	-	-
Early Vote	-	-	-	-	-
Provisional	-	-	-	-	-
Total	-	-	-	-	-
08002					
Polling	-	-	-	-	-
Absentee	-	-	-	-	-
Early Vote	-	-	-	-	-
Provisional	-	-	-	-	-
Total	-	-	-	-	-
08101					
Polling	-	-	-	-	-
Absentee	-	-	-	-	-
Early Vote	-	-	-	-	-
Provisional	-	-	-	-	-
Total	-	-	-	-	-
08103					
Polling	-	-	-	-	-
Absentee	-	-	-	-	-
Early Vote	-	-	-	-	-
Provisional	-	-	-	-	-
Total	-	-	-	-	-
08105					
Polling	-	-	-	-	-
Absentee	-	-	-	-	-
Early Vote	-	-	-	-	-
Provisional	-	-	-	-	-
Total	-	-	-	-	-
08107					
Polling	-	-	-	-	-
Absentee	-	-	-	-	-
Early Vote	-	-	-	-	-
Provisional	-	-	-	-	-
Total	-	-	-	-	-
08202					
Polling	-	-	-	-	-
Absentee	-	-	-	-	-
Early Vote	-	-	-	-	-
Provisional	-	-	-	-	-
Total	-	-	-	-	-
08300					
Polling	-	-	-	-	-
Absentee	-	-	-	-	-
Early Vote	-	-	-	-	-
Provisional	-	-	-	-	-
Total	-	-	-	-	-
08402					
Polling	-	-	-	-	-
Absentee	-	-	-	-	-
Early Vote	-	-	-	-	-
Provisional	-	-	-	-	-
Total	-	-	-	-	-
08600					
Polling	-	-	-	-	-
Absentee	-	-	-	-	-
Early Vote	-	-	-	-	-
Provisional	-	-	-	-	-

RETRIEVED FROM DEMOCRACYDOCKET.COM

Statement of Votes Cast
Shelby County, TN
State and Federal General Election _Municipal Elections
November 6, 2018
SOVC For Jurisdiction Wide, All Counters, All Races
Official Combined Results

	COLLIERVILLE SCH BOARD POST 2					
	Reg. Voters	Times Counted	Total Votes	Wanda Chism	Write-In Votes	
Total	-	-	-	-	-	-
08702						
Polling	-	-	-	-	-	-
Absentee	-	-	-	-	-	-
Early Vote	-	-	-	-	-	-
Provisional	-	-	-	-	-	-
Total	-	-	-	-	-	-
08703						
Polling	-	-	-	-	-	-
Absentee	-	-	-	-	-	-
Early Vote	-	-	-	-	-	-
Provisional	-	-	-	-	-	-
Total	-	-	-	-	-	-
08704						
Polling	-	-	-	-	-	-
Absentee	-	-	-	-	-	-
Early Vote	-	-	-	-	-	-
Provisional	-	-	-	-	-	-
Total	-	-	-	-	-	-
08802						
Polling	-	-	-	-	-	-
Absentee	-	-	-	-	-	-
Early Vote	-	-	-	-	-	-
Provisional	-	-	-	-	-	-
Total	-	-	-	-	-	-
08803						
Polling	-	-	-	-	-	-
Absentee	-	-	-	-	-	-
Early Vote	-	-	-	-	-	-
Provisional	-	-	-	-	-	-
Total	-	-	-	-	-	-
08804						
Polling	-	-	-	-	-	-
Absentee	-	-	-	-	-	-
Early Vote	-	-	-	-	-	-
Provisional	-	-	-	-	-	-
Total	-	-	-	-	-	-
08901						
Polling	-	-	-	-	-	-
Absentee	-	-	-	-	-	-
Early Vote	-	-	-	-	-	-
Provisional	-	-	-	-	-	-
Total	-	-	-	-	-	-
08902						
Polling	-	-	-	-	-	-
Absentee	-	-	-	-	-	-
Early Vote	-	-	-	-	-	-
Provisional	-	-	-	-	-	-
Total	-	-	-	-	-	-
09002						
Polling	-	-	-	-	-	-
Absentee	-	-	-	-	-	-
Early Vote	-	-	-	-	-	-
Provisional	-	-	-	-	-	-
Total	-	-	-	-	-	-
09003						
Polling	-	-	-	-	-	-
Absentee	-	-	-	-	-	-

RETRIEVED FROM DEMOCRACYDOCKET.COM

Statement of Votes Cast
Shelby County, TN
State and Federal General Election _Municipal Elections
November 6, 2018
SOVC For Jurisdiction Wide, All Counters, All Races
Official Combined Results

	COLLIERVILLE SCH BOARD POST 2					
	Reg. Voters	Times Counted	Total Votes	Wanda Chism	Write-In Votes	
Early Vote	-	-	-	-	-	-
Provisional	-	-	-	-	-	-
Total	-	-	-	-	-	-
09101						
Polling	-	-	-	-	-	-
Absentee	-	-	-	-	-	-
Early Vote	-	-	-	-	-	-
Provisional	-	-	-	-	-	-
Total	-	-	-	-	-	-
09102						
Polling	-	-	-	-	-	-
Absentee	-	-	-	-	-	-
Early Vote	-	-	-	-	-	-
Provisional	-	-	-	-	-	-
Total	-	-	-	-	-	-
09104						
Polling	-	-	-	-	-	-
Absentee	-	-	-	-	-	-
Early Vote	-	-	-	-	-	-
Provisional	-	-	-	-	-	-
Total	-	-	-	-	-	-
09201						
Polling	-	-	-	-	-	-
Absentee	-	-	-	-	-	-
Early Vote	-	-	-	-	-	-
Provisional	-	-	-	-	-	-
Total	-	-	-	-	-	-
09301						
Polling	-	-	-	-	-	-
Absentee	-	-	-	-	-	-
Early Vote	-	-	-	-	-	-
Provisional	-	-	-	-	-	-
Total	-	-	-	-	-	-
09303						
Polling	-	-	-	-	-	-
Absentee	-	-	-	-	-	-
Early Vote	-	-	-	-	-	-
Provisional	-	-	-	-	-	-
Total	-	-	-	-	-	-
09403						
Polling	-	-	-	-	-	-
Absentee	-	-	-	-	-	-
Early Vote	-	-	-	-	-	-
Provisional	-	-	-	-	-	-
Total	-	-	-	-	-	-
09406						
Polling	-	-	-	-	-	-
Absentee	-	-	-	-	-	-
Early Vote	-	-	-	-	-	-
Provisional	-	-	-	-	-	-
Total	-	-	-	-	-	-
09407						
Polling	-	-	-	-	-	-
Absentee	-	-	-	-	-	-
Early Vote	-	-	-	-	-	-
Provisional	-	-	-	-	-	-
Total	-	-	-	-	-	-
09408						

RETRIEVED FROM DEMOCRACYDOCKET.COM

Statement of Votes Cast
Shelby County, TN
State and Federal General Election _Municipal Elections
November 6, 2018
SOVC For Jurisdiction Wide, All Counters, All Races
Official Combined Results

	COLLIERVILLE SCH BOARD POST 2					
	Reg. Voters	Times Counted	Total Votes	Wanda Chism		Write-In Votes
Polling	-	-	-	-	-	-
Absentee	-	-	-	-	-	-
Early Vote	-	-	-	-	-	-
Provisional	-	-	-	-	-	-
Total	-	-	-	-	-	-
09501						
Polling	-	-	-	-	-	-
Absentee	-	-	-	-	-	-
Early Vote	-	-	-	-	-	-
Provisional	-	-	-	-	-	-
Total	-	-	-	-	-	-
09505						
Polling	-	-	-	-	-	-
Absentee	-	-	-	-	-	-
Early Vote	-	-	-	-	-	-
Provisional	-	-	-	-	-	-
Total	-	-	-	-	-	-
09506						
Polling	-	-	-	-	-	-
Absentee	-	-	-	-	-	-
Early Vote	-	-	-	-	-	-
Provisional	-	-	-	-	-	-
Total	-	-	-	-	-	-
09507						
Polling	-	-	-	-	-	-
Absentee	-	-	-	-	-	-
Early Vote	-	-	-	-	-	-
Provisional	-	-	-	-	-	-
Total	-	-	-	-	-	-
09508						
Polling	-	-	-	-	-	-
Absentee	-	-	-	-	-	-
Early Vote	-	-	-	-	-	-
Provisional	-	-	-	-	-	-
Total	-	-	-	-	-	-
09601						
Polling	-	-	-	-	-	-
Absentee	-	-	-	-	-	-
Early Vote	-	-	-	-	-	-
Provisional	-	-	-	-	-	-
Total	-	-	-	-	-	-
09602						
Polling	-	-	-	-	-	-
Absentee	-	-	-	-	-	-
Early Vote	-	-	-	-	-	-
Provisional	-	-	-	-	-	-
Total	-	-	-	-	-	-
ARL01						
Polling	-	-	-	-	-	-
Absentee	-	-	-	-	-	-
Early Vote	-	-	-	-	-	-
Provisional	-	-	-	-	-	-
Total	-	-	-	-	-	-
ARL02						
Polling	-	-	-	-	-	-
Absentee	-	-	-	-	-	-
Early Vote	-	-	-	-	-	-
Provisional	-	-	-	-	-	-

RETRIEVED FROM DEMOCRACYDOCKET.COM

Statement of Votes Cast
Shelby County, TN
State and Federal General Election _Municipal Elections
November 6, 2018
SOVC For Jurisdiction Wide, All Counters, All Races
Official Combined Results

	COLLIERVILLE SCH BOARD POST 2				
	Reg. Voters	Times Counted	Total Votes	Wanda Chism	Write-In Votes
Total	-	-	-	-	-
BAR03					
Polling	-	-	-	-	-
Absentee	-	-	-	-	-
Early Vote	-	-	-	-	-
Provisional	-	-	-	-	-
Total	-	-	-	-	-
BAR04					
Polling	-	-	-	-	-
Absentee	-	-	-	-	-
Early Vote	-	-	-	-	-
Provisional	-	-	-	-	-
Total	-	-	-	-	-
BAR05					
Polling	-	-	-	-	-
Absentee	-	-	-	-	-
Early Vote	-	-	-	-	-
Provisional	-	-	-	-	-
Total	-	-	-	-	-
BAR06					
Polling	-	-	-	-	-
Absentee	-	-	-	-	-
Early Vote	-	-	-	-	-
Provisional	-	-	-	-	-
Total	-	-	-	-	-
BAR08					
Polling	-	-	-	-	-
Absentee	-	-	-	-	-
Early Vote	-	-	-	-	-
Provisional	-	-	-	-	-
Total	-	-	-	-	-
BAR09					
Polling	-	-	-	-	-
Absentee	-	-	-	-	-
Early Vote	-	-	-	-	-
Provisional	-	-	-	-	-
Total	-	-	-	-	-
BAR11					
Polling	-	-	-	-	-
Absentee	-	-	-	-	-
Early Vote	-	-	-	-	-
Provisional	-	-	-	-	-
Total	-	-	-	-	-
BAR13					
Polling	-	-	-	-	-
Absentee	-	-	-	-	-
Early Vote	-	-	-	-	-
Provisional	-	-	-	-	-
Total	-	-	-	-	-
BRU01					
Polling	-	-	-	-	-
Absentee	-	-	-	-	-
Early Vote	-	-	-	-	-
Provisional	-	-	-	-	-
Total	-	-	-	-	-
BRU02					
Polling	-	-	-	-	-
Absentee	-	-	-	-	-

RETRIEVED FROM DEMOCRACYDOCKET.COM

Statement of Votes Cast
Shelby County, TN
State and Federal General Election _Municipal Elections
November 6, 2018
SOVC For Jurisdiction Wide, All Counters, All Races
Official Combined Results

COLLIERVILLE SCH BOARD POST 2

	Reg. Voters	Times Counted	Total Votes	Wanda Chism		Write-In Votes	
Early Vote	-	-	-	-	-	-	-
Provisional	-	-	-	-	-	-	-
Total	-	-	-	-	-	-	-
COL01							
Polling	4889	942	801	798	99.63%	3	0.37%
Absentee	4889	25	19	18	94.74%	1	5.26%
Early Vote	4889	1952	1612	1595	98.95%	17	1.05%
Provisional	4889	4	3	2	66.67%	1	33.33%
Total	4889	2923	2435	2413	99.10%	22	0.90%
COL02							
Polling	4775	862	684	677	98.98%	7	1.02%
Absentee	4775	45	30	30	100.00%	0	0.00%
Early Vote	4775	1827	1414	1406	99.43%	8	0.57%
Provisional	4775	7	5	5	100.00%	0	0.00%
Total	4775	2741	2133	2118	99.30%	15	0.70%
COL03							
Polling	3987	604	484	477	98.55%	7	1.45%
Absentee	3987	18	17	17	100.00%	0	0.00%
Early Vote	3987	1723	1381	1367	98.99%	14	1.01%
Provisional	3987	6	5	5	100.00%	0	0.00%
Total	3987	2351	1887	1866	98.89%	21	1.11%
COL04							
Polling	4335	697	565	561	99.29%	4	0.71%
Absentee	4335	33	22	21	95.45%	1	4.55%
Early Vote	4335	1990	1585	1567	98.86%	18	1.14%
Provisional	4335	10	10	10	100.00%	0	0.00%
Total	4335	2730	2182	2159	98.95%	23	1.05%
COL05							
Polling	2502	545	463	457	98.70%	6	1.30%
Absentee	2502	28	13	13	100.00%	0	0.00%
Early Vote	2502	965	793	790	99.62%	3	0.38%
Provisional	2502	2	2	2	100.00%	0	0.00%
Total	2502	1540	1271	1262	99.29%	9	0.71%
COL06							
Polling	3584	523	385	380	98.70%	5	1.30%
Absentee	3584	48	34	30	88.24%	4	11.76%
Early Vote	3584	1570	1166	1153	98.89%	13	1.11%
Provisional	3584	3	2	2	100.00%	0	0.00%
Total	3584	2144	1587	1565	98.61%	22	1.39%
COL07							
Polling	3670	747	626	625	99.84%	1	0.16%
Absentee	3670	29	25	25	100.00%	0	0.00%
Early Vote	3670	1414	1199	1193	99.50%	6	0.50%
Provisional	3670	8	8	8	100.00%	0	0.00%
Total	3670	2198	1858	1851	99.62%	7	0.38%
COL08							
Polling	2554	523	432	428	99.07%	4	0.93%
Absentee	2554	32	28	28	100.00%	0	0.00%
Early Vote	2554	992	810	798	98.52%	12	1.48%
Provisional	2554	6	4	4	100.00%	0	0.00%
Total	2554	1553	1274	1258	98.74%	16	1.26%
COL09							
Polling	3523	508	401	398	99.25%	3	0.75%
Absentee	3523	52	35	35	100.00%	0	0.00%
Early Vote	3523	1453	1188	1176	98.99%	12	1.01%
Provisional	3523	6	6	6	100.00%	0	0.00%
Total	3523	2019	1630	1615	99.08%	15	0.92%
COR03							

RETRIEVED FROM DEMOCRACYDOCKET.COM

Statement of Votes Cast
Shelby County, TN
State and Federal General Election _Municipal Elections
November 6, 2018
SOVC For Jurisdiction Wide, All Counters, All Races
Official Combined Results

	COLLIERVILLE SCH BOARD POST 2						
	Reg. Voters	Times Counted	Total Votes	Wanda Chism		Write-In Votes	
Polling	-	-	-	-	-	-	-
Absentee	-	-	-	-	-	-	-
Early Vote	-	-	-	-	-	-	-
Provisional	-	-	-	-	-	-	-
Total	-	-	-	-	-	-	-
COR04							
Polling	-	-	-	-	-	-	-
Absentee	-	-	-	-	-	-	-
Early Vote	-	-	-	-	-	-	-
Provisional	-	-	-	-	-	-	-
Total	-	-	-	-	-	-	-
COR05							
Polling	-	-	-	-	-	-	-
Absentee	-	-	-	-	-	-	-
Early Vote	-	-	-	-	-	-	-
Provisional	-	-	-	-	-	-	-
Total	-	-	-	-	-	-	-
EAD00							
Polling	-	-	-	-	-	-	-
Absentee	-	-	-	-	-	-	-
Early Vote	-	-	-	-	-	-	-
Provisional	-	-	-	-	-	-	-
Total	-	-	-	-	-	-	-
FOR01							
Polling	2	0	0	0	-	0	-
Absentee	2	0	0	0	-	0	-
Early Vote	2	1	1	1	100.00%	0	0.00%
Provisional	2	0	0	0	-	0	-
Total	2	1	1	1	100.00%	0	0.00%
FOR02							
Polling	1034	140	114	112	98.25%	2	1.75%
Absentee	1034	8	4	4	100.00%	0	0.00%
Early Vote	1034	452	368	367	99.73%	1	0.27%
Provisional	1034	2	0	0	-	0	-
Total	1034	602	486	483	99.38%	3	0.62%
FOR03							
Polling	-	-	-	-	-	-	-
Absentee	-	-	-	-	-	-	-
Early Vote	-	-	-	-	-	-	-
Provisional	-	-	-	-	-	-	-
Total	-	-	-	-	-	-	-
GER02							
Polling	-	-	-	-	-	-	-
Absentee	-	-	-	-	-	-	-
Early Vote	-	-	-	-	-	-	-
Provisional	-	-	-	-	-	-	-
Total	-	-	-	-	-	-	-
GER03							
Polling	-	-	-	-	-	-	-
Absentee	-	-	-	-	-	-	-
Early Vote	-	-	-	-	-	-	-
Provisional	-	-	-	-	-	-	-
Total	-	-	-	-	-	-	-
GER04							
Polling	-	-	-	-	-	-	-
Absentee	-	-	-	-	-	-	-
Early Vote	-	-	-	-	-	-	-
Provisional	-	-	-	-	-	-	-

RETRIEVED FROM DEMOCRACYDOCKET.COM

Statement of Votes Cast
Shelby County, TN
State and Federal General Election _Municipal Elections
November 6, 2018
SOVC For Jurisdiction Wide, All Counters, All Races
Official Combined Results

	COLLIERVILLE SCH BOARD POST 2						
	Reg. Voters	Times Counted	Total Votes	Wanda Chism		Write-In Votes	
Total	-	-	-	-	-	-	-
GER05							
Polling	-	-	-	-	-	-	-
Absentee	-	-	-	-	-	-	-
Early Vote	-	-	-	-	-	-	-
Provisional	-	-	-	-	-	-	-
Total	-	-	-	-	-	-	-
GER06							
Polling	-	-	-	-	-	-	-
Absentee	-	-	-	-	-	-	-
Early Vote	-	-	-	-	-	-	-
Provisional	-	-	-	-	-	-	-
Total	-	-	-	-	-	-	-
GER08							
Polling	-	-	-	-	-	-	-
Absentee	-	-	-	-	-	-	-
Early Vote	-	-	-	-	-	-	-
Provisional	-	-	-	-	-	-	-
Total	-	-	-	-	-	-	-
GER10							
Polling	-	-	-	-	-	-	-
Absentee	-	-	-	-	-	-	-
Early Vote	-	-	-	-	-	-	-
Provisional	-	-	-	-	-	-	-
Total	-	-	-	-	-	-	-
GER11							
Polling	656	73	57	55	96.49%	2	3.51%
Absentee	656	4	4	4	100.00%	0	0.00%
Early Vote	656	338	269	266	98.88%	3	1.12%
Provisional	656	2	1	1	100.00%	0	0.00%
Total	656	417	331	326	98.49%	5	1.51%
GER12							
Polling	-	-	-	-	-	-	-
Absentee	-	-	-	-	-	-	-
Early Vote	-	-	-	-	-	-	-
Provisional	-	-	-	-	-	-	-
Total	-	-	-	-	-	-	-
LAK01							
Polling	-	-	-	-	-	-	-
Absentee	-	-	-	-	-	-	-
Early Vote	-	-	-	-	-	-	-
Provisional	-	-	-	-	-	-	-
Total	-	-	-	-	-	-	-
LAK02							
Polling	-	-	-	-	-	-	-
Absentee	-	-	-	-	-	-	-
Early Vote	-	-	-	-	-	-	-
Provisional	-	-	-	-	-	-	-
Total	-	-	-	-	-	-	-
LUC01							
Polling	-	-	-	-	-	-	-
Absentee	-	-	-	-	-	-	-
Early Vote	-	-	-	-	-	-	-
Provisional	-	-	-	-	-	-	-
Total	-	-	-	-	-	-	-
LUC03							
Polling	-	-	-	-	-	-	-
Absentee	-	-	-	-	-	-	-

RETRIEVED FROM DEMOCRACYDOCKET.COM

Statement of Votes Cast
Shelby County, TN
State and Federal General Election _Municipal Elections
November 6, 2018
SOVC For Jurisdiction Wide, All Counters, All Races
Official Combined Results

	COLLIERVILLE SCH BOARD POST 2					
	Reg. Voters	Times Counted	Total Votes	Wanda Chism		Write-In Votes
Early Vote	-	-	-	-	-	-
Provisional	-	-	-	-	-	-
Total	-	-	-	-	-	-
MCC00						
Polling	-	-	-	-	-	-
Absentee	-	-	-	-	-	-
Early Vote	-	-	-	-	-	-
Provisional	-	-	-	-	-	-
Total	-	-	-	-	-	-
MIL01						
Polling	-	-	-	-	-	-
Absentee	-	-	-	-	-	-
Early Vote	-	-	-	-	-	-
Provisional	-	-	-	-	-	-
Total	-	-	-	-	-	-
MIL02						
Polling	-	-	-	-	-	-
Absentee	-	-	-	-	-	-
Early Vote	-	-	-	-	-	-
Provisional	-	-	-	-	-	-
Total	-	-	-	-	-	-
MOR01						
Polling	-	-	-	-	-	-
Absentee	-	-	-	-	-	-
Early Vote	-	-	-	-	-	-
Provisional	-	-	-	-	-	-
Total	-	-	-	-	-	-
MOR02						
Polling	-	-	-	-	-	-
Absentee	-	-	-	-	-	-
Early Vote	-	-	-	-	-	-
Provisional	-	-	-	-	-	-
Total	-	-	-	-	-	-
ROS05						
Polling	-	-	-	-	-	-
Absentee	-	-	-	-	-	-
Early Vote	-	-	-	-	-	-
Provisional	-	-	-	-	-	-
Total	-	-	-	-	-	-
ROS13						
Polling	-	-	-	-	-	-
Absentee	-	-	-	-	-	-
Early Vote	-	-	-	-	-	-
Provisional	-	-	-	-	-	-
Total	-	-	-	-	-	-
ROS14						
Polling	-	-	-	-	-	-
Absentee	-	-	-	-	-	-
Early Vote	-	-	-	-	-	-
Provisional	-	-	-	-	-	-
Total	-	-	-	-	-	-
ROS15						
Polling	-	-	-	-	-	-
Absentee	-	-	-	-	-	-
Early Vote	-	-	-	-	-	-
Provisional	-	-	-	-	-	-
Total	-	-	-	-	-	-
ROS16						

RETRIEVED FROM DEMOCRACYDOCKET.COM

Statement of Votes Cast
Shelby County, TN
State and Federal General Election _Municipal Elections
November 6, 2018
SOVC For Jurisdiction Wide, All Counters, All Races
Official Combined Results

	COLLIERVILLE SCH BOARD POST 2						
	Reg. Voters	Times Counted	Total Votes	Wanda Chism		Write-In Votes	
Polling	-	-	-	-	-	-	-
Absentee	-	-	-	-	-	-	-
Early Vote	-	-	-	-	-	-	-
Provisional	-	-	-	-	-	-	-
Total	-	-	-	-	-	-	-
STE00							
Polling	-	-	-	-	-	-	-
Absentee	-	-	-	-	-	-	-
Early Vote	-	-	-	-	-	-	-
Provisional	-	-	-	-	-	-	-
Total	-	-	-	-	-	-	-
Total							
Polling	35511	6164	5012	4968	99.12%	44	0.88%
Absentee	35511	322	231	225	97.40%	6	2.60%
Early Vote	35511	14677	11786	11679	99.09%	107	0.91%
Provisional	35511	56	46	45	97.83%	1	2.17%
Total	35511	21219	17075	16917	99.07%	158	0.93%

RETRIEVED FROM DEMOCRACYDOCKET.COM

Statement of Votes Cast
Shelby County, TN
State and Federal General Election _Municipal Elections
November 6, 2018
SOVC For Jurisdiction Wide, All Counters, All Races
Official Combined Results

	COLLIERVILLE SCH BOARD POST 4					
	Reg. Voters	Times Counted	Total Votes	Eelco R. Van Wijk	Frank Warren	Write-In Votes
Jurisdiction Wide						
00100						
Polling	-	-	-	-	-	-
Absentee	-	-	-	-	-	-
Early Vote	-	-	-	-	-	-
Provisional	-	-	-	-	-	-
Total	-	-	-	-	-	-
00200						
Polling	-	-	-	-	-	-
Absentee	-	-	-	-	-	-
Early Vote	-	-	-	-	-	-
Provisional	-	-	-	-	-	-
Total	-	-	-	-	-	-
01100						
Polling	-	-	-	-	-	-
Absentee	-	-	-	-	-	-
Early Vote	-	-	-	-	-	-
Provisional	-	-	-	-	-	-
Total	-	-	-	-	-	-
01200						
Polling	-	-	-	-	-	-
Absentee	-	-	-	-	-	-
Early Vote	-	-	-	-	-	-
Provisional	-	-	-	-	-	-
Total	-	-	-	-	-	-
01300						
Polling	-	-	-	-	-	-
Absentee	-	-	-	-	-	-
Early Vote	-	-	-	-	-	-
Provisional	-	-	-	-	-	-
Total	-	-	-	-	-	-
01601						
Polling	-	-	-	-	-	-
Absentee	-	-	-	-	-	-
Early Vote	-	-	-	-	-	-
Provisional	-	-	-	-	-	-
Total	-	-	-	-	-	-
01603						
Polling	-	-	-	-	-	-
Absentee	-	-	-	-	-	-
Early Vote	-	-	-	-	-	-
Provisional	-	-	-	-	-	-
Total	-	-	-	-	-	-
01700						
Polling	-	-	-	-	-	-
Absentee	-	-	-	-	-	-
Early Vote	-	-	-	-	-	-
Provisional	-	-	-	-	-	-
Total	-	-	-	-	-	-
02001						
Polling	-	-	-	-	-	-
Absentee	-	-	-	-	-	-
Early Vote	-	-	-	-	-	-
Provisional	-	-	-	-	-	-
Total	-	-	-	-	-	-
02003						
Polling	-	-	-	-	-	-
Absentee	-	-	-	-	-	-

RETRIEVED FROM DEMOCRACYDOCKET.COM

Statement of Votes Cast
Shelby County, TN
State and Federal General Election _Municipal Elections
November 6, 2018
SOVC For Jurisdiction Wide, All Counters, All Races
Official Combined Results

	COLLIERVILLE SCH BOARD POST 4					
	Reg. Voters	Times Counted	Total Votes	Eelco R. Van Wijk	Frank Warren	Write-In Votes
Early Vote	-	-	-	-	-	-
Provisional	-	-	-	-	-	-
Total	-	-	-	-	-	-
02100						
Polling	-	-	-	-	-	-
Absentee	-	-	-	-	-	-
Early Vote	-	-	-	-	-	-
Provisional	-	-	-	-	-	-
Total	-	-	-	-	-	-
02600						
Polling	-	-	-	-	-	-
Absentee	-	-	-	-	-	-
Early Vote	-	-	-	-	-	-
Provisional	-	-	-	-	-	-
Total	-	-	-	-	-	-
02800						
Polling	-	-	-	-	-	-
Absentee	-	-	-	-	-	-
Early Vote	-	-	-	-	-	-
Provisional	-	-	-	-	-	-
Total	-	-	-	-	-	-
03102						
Polling	-	-	-	-	-	-
Absentee	-	-	-	-	-	-
Early Vote	-	-	-	-	-	-
Provisional	-	-	-	-	-	-
Total	-	-	-	-	-	-
03104						
Polling	-	-	-	-	-	-
Absentee	-	-	-	-	-	-
Early Vote	-	-	-	-	-	-
Provisional	-	-	-	-	-	-
Total	-	-	-	-	-	-
03300						
Polling	-	-	-	-	-	-
Absentee	-	-	-	-	-	-
Early Vote	-	-	-	-	-	-
Provisional	-	-	-	-	-	-
Total	-	-	-	-	-	-
03402						
Polling	-	-	-	-	-	-
Absentee	-	-	-	-	-	-
Early Vote	-	-	-	-	-	-
Provisional	-	-	-	-	-	-
Total	-	-	-	-	-	-
03601						
Polling	-	-	-	-	-	-
Absentee	-	-	-	-	-	-
Early Vote	-	-	-	-	-	-
Provisional	-	-	-	-	-	-
Total	-	-	-	-	-	-
03602						
Polling	-	-	-	-	-	-
Absentee	-	-	-	-	-	-
Early Vote	-	-	-	-	-	-
Provisional	-	-	-	-	-	-
Total	-	-	-	-	-	-
03700						

RETRIEVED FROM DEMOCRACYDOCKET.COM

Statement of Votes Cast
Shelby County, TN
State and Federal General Election _Municipal Elections
November 6, 2018
SOVC For Jurisdiction Wide, All Counters, All Races
Official Combined Results

	COLLIERVILLE SCH BOARD POST 4					
	Reg. Voters	Times Counted	Total Votes	Eelco R. Van Wijk	Frank Warren	Write-In Votes
Polling	-	-	-	-	-	-
Absentee	-	-	-	-	-	-
Early Vote	-	-	-	-	-	-
Provisional	-	-	-	-	-	-
Total	-	-	-	-	-	-
04103						
Polling	-	-	-	-	-	-
Absentee	-	-	-	-	-	-
Early Vote	-	-	-	-	-	-
Provisional	-	-	-	-	-	-
Total	-	-	-	-	-	-
04201						
Polling	-	-	-	-	-	-
Absentee	-	-	-	-	-	-
Early Vote	-	-	-	-	-	-
Provisional	-	-	-	-	-	-
Total	-	-	-	-	-	-
04401						
Polling	-	-	-	-	-	-
Absentee	-	-	-	-	-	-
Early Vote	-	-	-	-	-	-
Provisional	-	-	-	-	-	-
Total	-	-	-	-	-	-
04405						
Polling	-	-	-	-	-	-
Absentee	-	-	-	-	-	-
Early Vote	-	-	-	-	-	-
Provisional	-	-	-	-	-	-
Total	-	-	-	-	-	-
04502						
Polling	-	-	-	-	-	-
Absentee	-	-	-	-	-	-
Early Vote	-	-	-	-	-	-
Provisional	-	-	-	-	-	-
Total	-	-	-	-	-	-
04504						
Polling	-	-	-	-	-	-
Absentee	-	-	-	-	-	-
Early Vote	-	-	-	-	-	-
Provisional	-	-	-	-	-	-
Total	-	-	-	-	-	-
04602						
Polling	-	-	-	-	-	-
Absentee	-	-	-	-	-	-
Early Vote	-	-	-	-	-	-
Provisional	-	-	-	-	-	-
Total	-	-	-	-	-	-
04700						
Polling	-	-	-	-	-	-
Absentee	-	-	-	-	-	-
Early Vote	-	-	-	-	-	-
Provisional	-	-	-	-	-	-
Total	-	-	-	-	-	-
04900						
Polling	-	-	-	-	-	-
Absentee	-	-	-	-	-	-
Early Vote	-	-	-	-	-	-
Provisional	-	-	-	-	-	-

RETRIEVED FROM DEMOCRACYDOCKET.COM

Statement of Votes Cast
Shelby County, TN
State and Federal General Election _Municipal Elections
November 6, 2018
SOVC For Jurisdiction Wide, All Counters, All Races
Official Combined Results

	COLLIERVILLE SCH BOARD POST 4					
	Reg. Voters	Times Counted	Total Votes	Eelco R. Van Wijk	Frank Warren	Write-In Votes
Total	-	-	-	-	-	-
05001						
Polling	-	-	-	-	-	-
Absentee	-	-	-	-	-	-
Early Vote	-	-	-	-	-	-
Provisional	-	-	-	-	-	-
Total	-	-	-	-	-	-
05002						
Polling	-	-	-	-	-	-
Absentee	-	-	-	-	-	-
Early Vote	-	-	-	-	-	-
Provisional	-	-	-	-	-	-
Total	-	-	-	-	-	-
05201						
Polling	-	-	-	-	-	-
Absentee	-	-	-	-	-	-
Early Vote	-	-	-	-	-	-
Provisional	-	-	-	-	-	-
Total	-	-	-	-	-	-
05301						
Polling	-	-	-	-	-	-
Absentee	-	-	-	-	-	-
Early Vote	-	-	-	-	-	-
Provisional	-	-	-	-	-	-
Total	-	-	-	-	-	-
05400						
Polling	-	-	-	-	-	-
Absentee	-	-	-	-	-	-
Early Vote	-	-	-	-	-	-
Provisional	-	-	-	-	-	-
Total	-	-	-	-	-	-
05502						
Polling	-	-	-	-	-	-
Absentee	-	-	-	-	-	-
Early Vote	-	-	-	-	-	-
Provisional	-	-	-	-	-	-
Total	-	-	-	-	-	-
05700						
Polling	-	-	-	-	-	-
Absentee	-	-	-	-	-	-
Early Vote	-	-	-	-	-	-
Provisional	-	-	-	-	-	-
Total	-	-	-	-	-	-
05801						
Polling	-	-	-	-	-	-
Absentee	-	-	-	-	-	-
Early Vote	-	-	-	-	-	-
Provisional	-	-	-	-	-	-
Total	-	-	-	-	-	-
05804						
Polling	-	-	-	-	-	-
Absentee	-	-	-	-	-	-
Early Vote	-	-	-	-	-	-
Provisional	-	-	-	-	-	-
Total	-	-	-	-	-	-
05905						
Polling	-	-	-	-	-	-
Absentee	-	-	-	-	-	-

RETRIEVED FROM DEMOCRACYDOCKET.COM

Statement of Votes Cast
Shelby County, TN
State and Federal General Election _Municipal Elections
November 6, 2018
SOVC For Jurisdiction Wide, All Counters, All Races
Official Combined Results

	COLLIERVILLE SCH BOARD POST 4					
	Reg. Voters	Times Counted	Total Votes	Eelco R. Van Wijk	Frank Warren	Write-In Votes
Early Vote	-	-	-	-	-	-
Provisional	-	-	-	-	-	-
Total	-	-	-	-	-	-
06003						
Polling	-	-	-	-	-	-
Absentee	-	-	-	-	-	-
Early Vote	-	-	-	-	-	-
Provisional	-	-	-	-	-	-
Total	-	-	-	-	-	-
06005						
Polling	-	-	-	-	-	-
Absentee	-	-	-	-	-	-
Early Vote	-	-	-	-	-	-
Provisional	-	-	-	-	-	-
Total	-	-	-	-	-	-
06006						
Polling	-	-	-	-	-	-
Absentee	-	-	-	-	-	-
Early Vote	-	-	-	-	-	-
Provisional	-	-	-	-	-	-
Total	-	-	-	-	-	-
06007						
Polling	-	-	-	-	-	-
Absentee	-	-	-	-	-	-
Early Vote	-	-	-	-	-	-
Provisional	-	-	-	-	-	-
Total	-	-	-	-	-	-
06009						
Polling	-	-	-	-	-	-
Absentee	-	-	-	-	-	-
Early Vote	-	-	-	-	-	-
Provisional	-	-	-	-	-	-
Total	-	-	-	-	-	-
06100						
Polling	-	-	-	-	-	-
Absentee	-	-	-	-	-	-
Early Vote	-	-	-	-	-	-
Provisional	-	-	-	-	-	-
Total	-	-	-	-	-	-
06200						
Polling	-	-	-	-	-	-
Absentee	-	-	-	-	-	-
Early Vote	-	-	-	-	-	-
Provisional	-	-	-	-	-	-
Total	-	-	-	-	-	-
06400						
Polling	-	-	-	-	-	-
Absentee	-	-	-	-	-	-
Early Vote	-	-	-	-	-	-
Provisional	-	-	-	-	-	-
Total	-	-	-	-	-	-
06600						
Polling	-	-	-	-	-	-
Absentee	-	-	-	-	-	-
Early Vote	-	-	-	-	-	-
Provisional	-	-	-	-	-	-
Total	-	-	-	-	-	-
06701						

RETRIEVED FROM DEMOCRACYDOCKET.COM

Statement of Votes Cast
Shelby County, TN
State and Federal General Election _Municipal Elections
November 6, 2018
SOVC For Jurisdiction Wide, All Counters, All Races
Official Combined Results

	COLLIERVILLE SCH BOARD POST 4					
	Reg. Voters	Times Counted	Total Votes	Eelco R. Van Wijk	Frank Warren	Write-In Votes
Polling	-	-	-	-	-	-
Absentee	-	-	-	-	-	-
Early Vote	-	-	-	-	-	-
Provisional	-	-	-	-	-	-
Total	-	-	-	-	-	-
06703						
Polling	-	-	-	-	-	-
Absentee	-	-	-	-	-	-
Early Vote	-	-	-	-	-	-
Provisional	-	-	-	-	-	-
Total	-	-	-	-	-	-
06801						
Polling	-	-	-	-	-	-
Absentee	-	-	-	-	-	-
Early Vote	-	-	-	-	-	-
Provisional	-	-	-	-	-	-
Total	-	-	-	-	-	-
06803						
Polling	-	-	-	-	-	-
Absentee	-	-	-	-	-	-
Early Vote	-	-	-	-	-	-
Provisional	-	-	-	-	-	-
Total	-	-	-	-	-	-
06902						
Polling	-	-	-	-	-	-
Absentee	-	-	-	-	-	-
Early Vote	-	-	-	-	-	-
Provisional	-	-	-	-	-	-
Total	-	-	-	-	-	-
07001						
Polling	-	-	-	-	-	-
Absentee	-	-	-	-	-	-
Early Vote	-	-	-	-	-	-
Provisional	-	-	-	-	-	-
Total	-	-	-	-	-	-
07002						
Polling	-	-	-	-	-	-
Absentee	-	-	-	-	-	-
Early Vote	-	-	-	-	-	-
Provisional	-	-	-	-	-	-
Total	-	-	-	-	-	-
07104						
Polling	-	-	-	-	-	-
Absentee	-	-	-	-	-	-
Early Vote	-	-	-	-	-	-
Provisional	-	-	-	-	-	-
Total	-	-	-	-	-	-
07203						
Polling	-	-	-	-	-	-
Absentee	-	-	-	-	-	-
Early Vote	-	-	-	-	-	-
Provisional	-	-	-	-	-	-
Total	-	-	-	-	-	-
07207						
Polling	-	-	-	-	-	-
Absentee	-	-	-	-	-	-
Early Vote	-	-	-	-	-	-
Provisional	-	-	-	-	-	-

RETRIEVED FROM DEMOCRACYDOCKET.COM

Statement of Votes Cast
Shelby County, TN
State and Federal General Election _Municipal Elections
November 6, 2018
SOVC For Jurisdiction Wide, All Counters, All Races
Official Combined Results

	COLLIERVILLE SCH BOARD POST 4					
	Reg. Voters	Times Counted	Total Votes	Eelco R. Van Wijk	Frank Warren	Write-In Votes
Total	-	-	-	-	-	-
07301						
Polling	-	-	-	-	-	-
Absentee	-	-	-	-	-	-
Early Vote	-	-	-	-	-	-
Provisional	-	-	-	-	-	-
Total	-	-	-	-	-	-
07303						
Polling	-	-	-	-	-	-
Absentee	-	-	-	-	-	-
Early Vote	-	-	-	-	-	-
Provisional	-	-	-	-	-	-
Total	-	-	-	-	-	-
07401						
Polling	-	-	-	-	-	-
Absentee	-	-	-	-	-	-
Early Vote	-	-	-	-	-	-
Provisional	-	-	-	-	-	-
Total	-	-	-	-	-	-
07402						
Polling	-	-	-	-	-	-
Absentee	-	-	-	-	-	-
Early Vote	-	-	-	-	-	-
Provisional	-	-	-	-	-	-
Total	-	-	-	-	-	-
07405						
Polling	-	-	-	-	-	-
Absentee	-	-	-	-	-	-
Early Vote	-	-	-	-	-	-
Provisional	-	-	-	-	-	-
Total	-	-	-	-	-	-
07409						
Polling	-	-	-	-	-	-
Absentee	-	-	-	-	-	-
Early Vote	-	-	-	-	-	-
Provisional	-	-	-	-	-	-
Total	-	-	-	-	-	-
07501						
Polling	-	-	-	-	-	-
Absentee	-	-	-	-	-	-
Early Vote	-	-	-	-	-	-
Provisional	-	-	-	-	-	-
Total	-	-	-	-	-	-
07506						
Polling	-	-	-	-	-	-
Absentee	-	-	-	-	-	-
Early Vote	-	-	-	-	-	-
Provisional	-	-	-	-	-	-
Total	-	-	-	-	-	-
07507						
Polling	-	-	-	-	-	-
Absentee	-	-	-	-	-	-
Early Vote	-	-	-	-	-	-
Provisional	-	-	-	-	-	-
Total	-	-	-	-	-	-
07511						
Polling	-	-	-	-	-	-
Absentee	-	-	-	-	-	-

RETRIEVED FROM DEMOCRACYDOCKET.COM

Statement of Votes Cast
Shelby County, TN
State and Federal General Election _Municipal Elections
November 6, 2018
SOVC For Jurisdiction Wide, All Counters, All Races
Official Combined Results

	COLLIERVILLE SCH BOARD POST 4					
	Reg. Voters	Times Counted	Total Votes	Eelco R. Van Wijk	Frank Warren	Write-In Votes
Early Vote	-	-	-	-	-	-
Provisional	-	-	-	-	-	-
Total	-	-	-	-	-	-
07604						
Polling	-	-	-	-	-	-
Absentee	-	-	-	-	-	-
Early Vote	-	-	-	-	-	-
Provisional	-	-	-	-	-	-
Total	-	-	-	-	-	-
07605						
Polling	-	-	-	-	-	-
Absentee	-	-	-	-	-	-
Early Vote	-	-	-	-	-	-
Provisional	-	-	-	-	-	-
Total	-	-	-	-	-	-
07606						
Polling	-	-	-	-	-	-
Absentee	-	-	-	-	-	-
Early Vote	-	-	-	-	-	-
Provisional	-	-	-	-	-	-
Total	-	-	-	-	-	-
07701						
Polling	-	-	-	-	-	-
Absentee	-	-	-	-	-	-
Early Vote	-	-	-	-	-	-
Provisional	-	-	-	-	-	-
Total	-	-	-	-	-	-
07703						
Polling	-	-	-	-	-	-
Absentee	-	-	-	-	-	-
Early Vote	-	-	-	-	-	-
Provisional	-	-	-	-	-	-
Total	-	-	-	-	-	-
07803						
Polling	-	-	-	-	-	-
Absentee	-	-	-	-	-	-
Early Vote	-	-	-	-	-	-
Provisional	-	-	-	-	-	-
Total	-	-	-	-	-	-
07901						
Polling	-	-	-	-	-	-
Absentee	-	-	-	-	-	-
Early Vote	-	-	-	-	-	-
Provisional	-	-	-	-	-	-
Total	-	-	-	-	-	-
07902						
Polling	-	-	-	-	-	-
Absentee	-	-	-	-	-	-
Early Vote	-	-	-	-	-	-
Provisional	-	-	-	-	-	-
Total	-	-	-	-	-	-
07903						
Polling	-	-	-	-	-	-
Absentee	-	-	-	-	-	-
Early Vote	-	-	-	-	-	-
Provisional	-	-	-	-	-	-
Total	-	-	-	-	-	-
07907						

RETRIEVED FROM DEMOCRACYDOCKET.COM

Statement of Votes Cast
Shelby County, TN
State and Federal General Election _Municipal Elections
November 6, 2018
SOVC For Jurisdiction Wide, All Counters, All Races
Official Combined Results

	COLLIERVILLE SCH BOARD POST 4					
	Reg. Voters	Times Counted	Total Votes	Eelco R. Van Wijk	Frank Warren	Write-In Votes
Polling	-	-	-	-	-	-
Absentee	-	-	-	-	-	-
Early Vote	-	-	-	-	-	-
Provisional	-	-	-	-	-	-
Total	-	-	-	-	-	-
08002						
Polling	-	-	-	-	-	-
Absentee	-	-	-	-	-	-
Early Vote	-	-	-	-	-	-
Provisional	-	-	-	-	-	-
Total	-	-	-	-	-	-
08101						
Polling	-	-	-	-	-	-
Absentee	-	-	-	-	-	-
Early Vote	-	-	-	-	-	-
Provisional	-	-	-	-	-	-
Total	-	-	-	-	-	-
08103						
Polling	-	-	-	-	-	-
Absentee	-	-	-	-	-	-
Early Vote	-	-	-	-	-	-
Provisional	-	-	-	-	-	-
Total	-	-	-	-	-	-
08105						
Polling	-	-	-	-	-	-
Absentee	-	-	-	-	-	-
Early Vote	-	-	-	-	-	-
Provisional	-	-	-	-	-	-
Total	-	-	-	-	-	-
08107						
Polling	-	-	-	-	-	-
Absentee	-	-	-	-	-	-
Early Vote	-	-	-	-	-	-
Provisional	-	-	-	-	-	-
Total	-	-	-	-	-	-
08202						
Polling	-	-	-	-	-	-
Absentee	-	-	-	-	-	-
Early Vote	-	-	-	-	-	-
Provisional	-	-	-	-	-	-
Total	-	-	-	-	-	-
08300						
Polling	-	-	-	-	-	-
Absentee	-	-	-	-	-	-
Early Vote	-	-	-	-	-	-
Provisional	-	-	-	-	-	-
Total	-	-	-	-	-	-
08402						
Polling	-	-	-	-	-	-
Absentee	-	-	-	-	-	-
Early Vote	-	-	-	-	-	-
Provisional	-	-	-	-	-	-
Total	-	-	-	-	-	-
08600						
Polling	-	-	-	-	-	-
Absentee	-	-	-	-	-	-
Early Vote	-	-	-	-	-	-
Provisional	-	-	-	-	-	-

RETRIEVED FROM DEMOCRACYDOCKET.COM

Statement of Votes Cast
Shelby County, TN
State and Federal General Election _Municipal Elections
November 6, 2018
SOVC For Jurisdiction Wide, All Counters, All Races
Official Combined Results

	COLLIERVILLE SCH BOARD POST 4					
	Reg. Voters	Times Counted	Total Votes	Eelco R. Van Wijk	Frank Warren	Write-In Votes
Total	-	-	-	-	-	-
08702						
Polling	-	-	-	-	-	-
Absentee	-	-	-	-	-	-
Early Vote	-	-	-	-	-	-
Provisional	-	-	-	-	-	-
Total	-	-	-	-	-	-
08703						
Polling	-	-	-	-	-	-
Absentee	-	-	-	-	-	-
Early Vote	-	-	-	-	-	-
Provisional	-	-	-	-	-	-
Total	-	-	-	-	-	-
08704						
Polling	-	-	-	-	-	-
Absentee	-	-	-	-	-	-
Early Vote	-	-	-	-	-	-
Provisional	-	-	-	-	-	-
Total	-	-	-	-	-	-
08802						
Polling	-	-	-	-	-	-
Absentee	-	-	-	-	-	-
Early Vote	-	-	-	-	-	-
Provisional	-	-	-	-	-	-
Total	-	-	-	-	-	-
08803						
Polling	-	-	-	-	-	-
Absentee	-	-	-	-	-	-
Early Vote	-	-	-	-	-	-
Provisional	-	-	-	-	-	-
Total	-	-	-	-	-	-
08804						
Polling	-	-	-	-	-	-
Absentee	-	-	-	-	-	-
Early Vote	-	-	-	-	-	-
Provisional	-	-	-	-	-	-
Total	-	-	-	-	-	-
08901						
Polling	-	-	-	-	-	-
Absentee	-	-	-	-	-	-
Early Vote	-	-	-	-	-	-
Provisional	-	-	-	-	-	-
Total	-	-	-	-	-	-
08902						
Polling	-	-	-	-	-	-
Absentee	-	-	-	-	-	-
Early Vote	-	-	-	-	-	-
Provisional	-	-	-	-	-	-
Total	-	-	-	-	-	-
09002						
Polling	-	-	-	-	-	-
Absentee	-	-	-	-	-	-
Early Vote	-	-	-	-	-	-
Provisional	-	-	-	-	-	-
Total	-	-	-	-	-	-
09003						
Polling	-	-	-	-	-	-
Absentee	-	-	-	-	-	-

RETRIEVED FROM DEMOCRACYDOCKET.COM

Statement of Votes Cast
Shelby County, TN
State and Federal General Election _Municipal Elections
November 6, 2018
SOVC For Jurisdiction Wide, All Counters, All Races
Official Combined Results

	COLLIERVILLE SCH BOARD POST 4					
	Reg. Voters	Times Counted	Total Votes	Eelco R. Van Wijk	Frank Warren	Write-In Votes
Early Vote	-	-	-	-	-	-
Provisional	-	-	-	-	-	-
Total	-	-	-	-	-	-
09101						
Polling	-	-	-	-	-	-
Absentee	-	-	-	-	-	-
Early Vote	-	-	-	-	-	-
Provisional	-	-	-	-	-	-
Total	-	-	-	-	-	-
09102						
Polling	-	-	-	-	-	-
Absentee	-	-	-	-	-	-
Early Vote	-	-	-	-	-	-
Provisional	-	-	-	-	-	-
Total	-	-	-	-	-	-
09104						
Polling	-	-	-	-	-	-
Absentee	-	-	-	-	-	-
Early Vote	-	-	-	-	-	-
Provisional	-	-	-	-	-	-
Total	-	-	-	-	-	-
09201						
Polling	-	-	-	-	-	-
Absentee	-	-	-	-	-	-
Early Vote	-	-	-	-	-	-
Provisional	-	-	-	-	-	-
Total	-	-	-	-	-	-
09301						
Polling	-	-	-	-	-	-
Absentee	-	-	-	-	-	-
Early Vote	-	-	-	-	-	-
Provisional	-	-	-	-	-	-
Total	-	-	-	-	-	-
09303						
Polling	-	-	-	-	-	-
Absentee	-	-	-	-	-	-
Early Vote	-	-	-	-	-	-
Provisional	-	-	-	-	-	-
Total	-	-	-	-	-	-
09403						
Polling	-	-	-	-	-	-
Absentee	-	-	-	-	-	-
Early Vote	-	-	-	-	-	-
Provisional	-	-	-	-	-	-
Total	-	-	-	-	-	-
09406						
Polling	-	-	-	-	-	-
Absentee	-	-	-	-	-	-
Early Vote	-	-	-	-	-	-
Provisional	-	-	-	-	-	-
Total	-	-	-	-	-	-
09407						
Polling	-	-	-	-	-	-
Absentee	-	-	-	-	-	-
Early Vote	-	-	-	-	-	-
Provisional	-	-	-	-	-	-
Total	-	-	-	-	-	-
09408						

RETRIEVED FROM DEMOCRACYDOCKET.COM

Statement of Votes Cast
Shelby County, TN
State and Federal General Election _Municipal Elections
November 6, 2018
SOVC For Jurisdiction Wide, All Counters, All Races
Official Combined Results

	COLLIERVILLE SCH BOARD POST 4					
	Reg. Voters	Times Counted	Total Votes	Eelco R. Van Wijk	Frank Warren	Write-In Votes
Polling	-	-	-	-	-	-
Absentee	-	-	-	-	-	-
Early Vote	-	-	-	-	-	-
Provisional	-	-	-	-	-	-
Total	-	-	-	-	-	-
09501						
Polling	-	-	-	-	-	-
Absentee	-	-	-	-	-	-
Early Vote	-	-	-	-	-	-
Provisional	-	-	-	-	-	-
Total	-	-	-	-	-	-
09505						
Polling	-	-	-	-	-	-
Absentee	-	-	-	-	-	-
Early Vote	-	-	-	-	-	-
Provisional	-	-	-	-	-	-
Total	-	-	-	-	-	-
09506						
Polling	-	-	-	-	-	-
Absentee	-	-	-	-	-	-
Early Vote	-	-	-	-	-	-
Provisional	-	-	-	-	-	-
Total	-	-	-	-	-	-
09507						
Polling	-	-	-	-	-	-
Absentee	-	-	-	-	-	-
Early Vote	-	-	-	-	-	-
Provisional	-	-	-	-	-	-
Total	-	-	-	-	-	-
09508						
Polling	-	-	-	-	-	-
Absentee	-	-	-	-	-	-
Early Vote	-	-	-	-	-	-
Provisional	-	-	-	-	-	-
Total	-	-	-	-	-	-
09601						
Polling	-	-	-	-	-	-
Absentee	-	-	-	-	-	-
Early Vote	-	-	-	-	-	-
Provisional	-	-	-	-	-	-
Total	-	-	-	-	-	-
09602						
Polling	-	-	-	-	-	-
Absentee	-	-	-	-	-	-
Early Vote	-	-	-	-	-	-
Provisional	-	-	-	-	-	-
Total	-	-	-	-	-	-
ARL01						
Polling	-	-	-	-	-	-
Absentee	-	-	-	-	-	-
Early Vote	-	-	-	-	-	-
Provisional	-	-	-	-	-	-
Total	-	-	-	-	-	-
ARL02						
Polling	-	-	-	-	-	-
Absentee	-	-	-	-	-	-
Early Vote	-	-	-	-	-	-
Provisional	-	-	-	-	-	-

RETRIEVED FROM DEMOCRACYDOCKET.COM

Statement of Votes Cast
Shelby County, TN
State and Federal General Election _Municipal Elections
November 6, 2018
SOVC For Jurisdiction Wide, All Counters, All Races
Official Combined Results

	COLLIERVILLE SCH BOARD POST 4					
	Reg. Voters	Times Counted	Total Votes	Eelco R. Van Wijk	Frank Warren	Write-In Votes
Total	-	-	-	-	-	-
BAR03						
Polling	-	-	-	-	-	-
Absentee	-	-	-	-	-	-
Early Vote	-	-	-	-	-	-
Provisional	-	-	-	-	-	-
Total	-	-	-	-	-	-
BAR04						
Polling	-	-	-	-	-	-
Absentee	-	-	-	-	-	-
Early Vote	-	-	-	-	-	-
Provisional	-	-	-	-	-	-
Total	-	-	-	-	-	-
BAR05						
Polling	-	-	-	-	-	-
Absentee	-	-	-	-	-	-
Early Vote	-	-	-	-	-	-
Provisional	-	-	-	-	-	-
Total	-	-	-	-	-	-
BAR06						
Polling	-	-	-	-	-	-
Absentee	-	-	-	-	-	-
Early Vote	-	-	-	-	-	-
Provisional	-	-	-	-	-	-
Total	-	-	-	-	-	-
BAR08						
Polling	-	-	-	-	-	-
Absentee	-	-	-	-	-	-
Early Vote	-	-	-	-	-	-
Provisional	-	-	-	-	-	-
Total	-	-	-	-	-	-
BAR09						
Polling	-	-	-	-	-	-
Absentee	-	-	-	-	-	-
Early Vote	-	-	-	-	-	-
Provisional	-	-	-	-	-	-
Total	-	-	-	-	-	-
BAR11						
Polling	-	-	-	-	-	-
Absentee	-	-	-	-	-	-
Early Vote	-	-	-	-	-	-
Provisional	-	-	-	-	-	-
Total	-	-	-	-	-	-
BAR13						
Polling	-	-	-	-	-	-
Absentee	-	-	-	-	-	-
Early Vote	-	-	-	-	-	-
Provisional	-	-	-	-	-	-
Total	-	-	-	-	-	-
BRU01						
Polling	-	-	-	-	-	-
Absentee	-	-	-	-	-	-
Early Vote	-	-	-	-	-	-
Provisional	-	-	-	-	-	-
Total	-	-	-	-	-	-
BRU02						
Polling	-	-	-	-	-	-
Absentee	-	-	-	-	-	-

RETRIEVED FROM DEMOCRACYDOCKET.COM

Statement of Votes Cast
Shelby County, TN
State and Federal General Election _Municipal Elections
November 6, 2018
SOVC For Jurisdiction Wide, All Counters, All Races
Official Combined Results

COLLIERVILLE SCH BOARD POST 4

	Reg. Voters	Times Counted	Total Votes	Eelco R. Van Wijk		Frank Warren		Write-In Votes	
Early Vote	-	-	-	-	-	-	-	-	-
Provisional	-	-	-	-	-	-	-	-	-
Total	-	-	-	-	-	-	-	-	-
COL01									
Polling	4889	942	841	310	36.86%	528	62.78%	3	0.36%
Absentee	4889	25	18	12	66.67%	5	27.78%	1	5.56%
Early Vote	4889	1952	1677	685	40.85%	988	58.91%	4	0.24%
Provisional	4889	4	4	1	25.00%	3	75.00%	0	0.00%
Total	4889	2923	2540	1008	39.69%	1524	60.00%	8	0.31%
COL02									
Polling	4775	862	698	196	28.08%	498	71.35%	4	0.57%
Absentee	4775	45	30	13	43.33%	17	56.67%	0	0.00%
Early Vote	4775	1827	1432	413	28.84%	1015	70.88%	4	0.28%
Provisional	4775	7	4	2	50.00%	2	50.00%	0	0.00%
Total	4775	2741	2164	624	28.84%	1532	70.79%	8	0.37%
COL03									
Polling	3987	604	508	217	42.72%	287	56.50%	4	0.79%
Absentee	3987	18	16	6	37.50%	10	62.50%	0	0.00%
Early Vote	3987	1723	1462	521	35.64%	939	64.23%	2	0.14%
Provisional	3987	6	6	4	66.67%	2	33.33%	0	0.00%
Total	3987	2351	1992	748	37.55%	1238	62.15%	6	0.30%
COL04									
Polling	4335	697	575	179	31.13%	393	68.35%	3	0.52%
Absentee	4335	33	24	10	41.67%	14	58.33%	0	0.00%
Early Vote	4335	1990	1631	528	32.37%	1098	67.32%	5	0.31%
Provisional	4335	10	9	4	44.44%	5	55.56%	0	0.00%
Total	4335	2730	2239	721	32.20%	1510	67.44%	8	0.36%
COL05									
Polling	2502	545	480	169	35.21%	309	64.38%	2	0.42%
Absentee	2502	28	15	10	66.67%	5	33.33%	0	0.00%
Early Vote	2502	965	840	324	38.57%	514	61.19%	2	0.24%
Provisional	2502	2	2	1	50.00%	1	50.00%	0	0.00%
Total	2502	1540	1337	504	37.70%	829	62.00%	4	0.30%
COL06									
Polling	3584	523	408	118	28.92%	287	70.34%	3	0.74%
Absentee	3584	48	35	16	45.71%	18	51.43%	1	2.86%
Early Vote	3584	1570	1215	344	28.31%	865	71.19%	6	0.49%
Provisional	3584	3	2	0	0.00%	2	100.00%	0	0.00%
Total	3584	2144	1660	478	28.80%	1172	70.60%	10	0.60%
COL07									
Polling	3670	747	609	216	35.47%	389	63.88%	4	0.66%
Absentee	3670	29	26	14	53.85%	12	46.15%	0	0.00%
Early Vote	3670	1414	1172	408	34.81%	760	64.85%	4	0.34%
Provisional	3670	8	8	2	25.00%	6	75.00%	0	0.00%
Total	3670	2198	1815	640	35.26%	1167	64.30%	8	0.44%
COL08									
Polling	2554	523	436	169	38.76%	265	60.78%	2	0.46%
Absentee	2554	32	28	11	39.29%	17	60.71%	0	0.00%
Early Vote	2554	992	839	328	39.09%	509	60.67%	2	0.24%
Provisional	2554	6	4	1	25.00%	3	75.00%	0	0.00%
Total	2554	1553	1307	509	38.94%	794	60.75%	4	0.31%
COL09									
Polling	3523	508	405	184	45.43%	220	54.32%	1	0.25%
Absentee	3523	52	31	14	45.16%	16	51.61%	1	3.23%
Early Vote	3523	1453	1244	527	42.36%	709	56.99%	8	0.64%
Provisional	3523	6	6	2	33.33%	4	66.67%	0	0.00%
Total	3523	2019	1686	727	43.12%	949	56.29%	10	0.59%
COR03									

RETRIEVED FROM DEMOCRACYDOCKET.COM

Statement of Votes Cast
Shelby County, TN
State and Federal General Election _Municipal Elections
November 6, 2018
SOVC For Jurisdiction Wide, All Counters, All Races
Official Combined Results

COLLIERVILLE SCH BOARD POST 4

	Reg. Voters	Times Counted	Total Votes	Eelco R. Van Wijk		Frank Warren		Write-In Votes	
Polling	-	-	-	-	-	-	-	-	-
Absentee	-	-	-	-	-	-	-	-	-
Early Vote	-	-	-	-	-	-	-	-	-
Provisional	-	-	-	-	-	-	-	-	-
Total	-	-	-	-	-	-	-	-	-
COR04									
Polling	-	-	-	-	-	-	-	-	-
Absentee	-	-	-	-	-	-	-	-	-
Early Vote	-	-	-	-	-	-	-	-	-
Provisional	-	-	-	-	-	-	-	-	-
Total	-	-	-	-	-	-	-	-	-
COR05									
Polling	-	-	-	-	-	-	-	-	-
Absentee	-	-	-	-	-	-	-	-	-
Early Vote	-	-	-	-	-	-	-	-	-
Provisional	-	-	-	-	-	-	-	-	-
Total	-	-	-	-	-	-	-	-	-
EAD00									
Polling	-	-	-	-	-	-	-	-	-
Absentee	-	-	-	-	-	-	-	-	-
Early Vote	-	-	-	-	-	-	-	-	-
Provisional	-	-	-	-	-	-	-	-	-
Total	-	-	-	-	-	-	-	-	-
FOR01									
Polling	2	0	0	0	-	0	-	0	-
Absentee	2	0	0	0	-	0	-	0	-
Early Vote	2	1	1	1	100.00%	0	0.00%	0	0.00%
Provisional	2	0	0	0	-	0	-	0	-
Total	2	1	1	1	100.00%	0	0.00%	0	0.00%
FOR02									
Polling	1034	140	113	39	34.51%	74	65.49%	0	0.00%
Absentee	1034	8	6	5	83.33%	1	16.67%	0	0.00%
Early Vote	1034	452	346	118	34.10%	226	65.32%	2	0.58%
Provisional	1034	2	1	1	100.00%	0	0.00%	0	0.00%
Total	1034	602	466	163	34.98%	301	64.59%	2	0.43%
FOR03									
Polling	-	-	-	-	-	-	-	-	-
Absentee	-	-	-	-	-	-	-	-	-
Early Vote	-	-	-	-	-	-	-	-	-
Provisional	-	-	-	-	-	-	-	-	-
Total	-	-	-	-	-	-	-	-	-
GER02									
Polling	-	-	-	-	-	-	-	-	-
Absentee	-	-	-	-	-	-	-	-	-
Early Vote	-	-	-	-	-	-	-	-	-
Provisional	-	-	-	-	-	-	-	-	-
Total	-	-	-	-	-	-	-	-	-
GER03									
Polling	-	-	-	-	-	-	-	-	-
Absentee	-	-	-	-	-	-	-	-	-
Early Vote	-	-	-	-	-	-	-	-	-
Provisional	-	-	-	-	-	-	-	-	-
Total	-	-	-	-	-	-	-	-	-
GER04									
Polling	-	-	-	-	-	-	-	-	-
Absentee	-	-	-	-	-	-	-	-	-
Early Vote	-	-	-	-	-	-	-	-	-
Provisional	-	-	-	-	-	-	-	-	-

RETRIEVED FROM DEMOCRACYDOCKET.COM

Statement of Votes Cast
Shelby County, TN
State and Federal General Election _Municipal Elections
November 6, 2018
SOVC For Jurisdiction Wide, All Counters, All Races
Official Combined Results

COLLIERVILLE SCH BOARD POST 4

	Reg. Voters	Times Counted	Total Votes	Eelco R. Van Wijk		Frank Warren		Write-In Votes	
Total	-	-	-	-	-	-	-	-	-
GER05									
Polling	-	-	-	-	-	-	-	-	-
Absentee	-	-	-	-	-	-	-	-	-
Early Vote	-	-	-	-	-	-	-	-	-
Provisional	-	-	-	-	-	-	-	-	-
Total	-	-	-	-	-	-	-	-	-
GER06									
Polling	-	-	-	-	-	-	-	-	-
Absentee	-	-	-	-	-	-	-	-	-
Early Vote	-	-	-	-	-	-	-	-	-
Provisional	-	-	-	-	-	-	-	-	-
Total	-	-	-	-	-	-	-	-	-
GER08									
Polling	-	-	-	-	-	-	-	-	-
Absentee	-	-	-	-	-	-	-	-	-
Early Vote	-	-	-	-	-	-	-	-	-
Provisional	-	-	-	-	-	-	-	-	-
Total	-	-	-	-	-	-	-	-	-
GER10									
Polling	-	-	-	-	-	-	-	-	-
Absentee	-	-	-	-	-	-	-	-	-
Early Vote	-	-	-	-	-	-	-	-	-
Provisional	-	-	-	-	-	-	-	-	-
Total	-	-	-	-	-	-	-	-	-
GER11									
Polling	656	73	55	15	27.27%	39	70.91%	1	1.82%
Absentee	656	4	4	4	100.00%	0	0.00%	0	0.00%
Early Vote	656	338	265	67	25.28%	197	74.34%	1	0.38%
Provisional	656	2	1	0	0.00%	1	100.00%	0	0.00%
Total	656	417	325	86	26.46%	237	72.92%	2	0.62%
GER12									
Polling	-	-	-	-	-	-	-	-	-
Absentee	-	-	-	-	-	-	-	-	-
Early Vote	-	-	-	-	-	-	-	-	-
Provisional	-	-	-	-	-	-	-	-	-
Total	-	-	-	-	-	-	-	-	-
LAK01									
Polling	-	-	-	-	-	-	-	-	-
Absentee	-	-	-	-	-	-	-	-	-
Early Vote	-	-	-	-	-	-	-	-	-
Provisional	-	-	-	-	-	-	-	-	-
Total	-	-	-	-	-	-	-	-	-
LAK02									
Polling	-	-	-	-	-	-	-	-	-
Absentee	-	-	-	-	-	-	-	-	-
Early Vote	-	-	-	-	-	-	-	-	-
Provisional	-	-	-	-	-	-	-	-	-
Total	-	-	-	-	-	-	-	-	-
LUC01									
Polling	-	-	-	-	-	-	-	-	-
Absentee	-	-	-	-	-	-	-	-	-
Early Vote	-	-	-	-	-	-	-	-	-
Provisional	-	-	-	-	-	-	-	-	-
Total	-	-	-	-	-	-	-	-	-
LUC03									
Polling	-	-	-	-	-	-	-	-	-
Absentee	-	-	-	-	-	-	-	-	-

RETRIEVED FROM DEMOCRACYDOCKET.COM

Statement of Votes Cast
Shelby County, TN
State and Federal General Election _Municipal Elections
November 6, 2018
SOVC For Jurisdiction Wide, All Counters, All Races
Official Combined Results

	COLLIERVILLE SCH BOARD POST 4					
	Reg. Voters	Times Counted	Total Votes	Eelco R. Van Wijk	Frank Warren	Write-In Votes
Early Vote	-	-	-	-	-	-
Provisional	-	-	-	-	-	-
Total	-	-	-	-	-	-
MCC00						
Polling	-	-	-	-	-	-
Absentee	-	-	-	-	-	-
Early Vote	-	-	-	-	-	-
Provisional	-	-	-	-	-	-
Total	-	-	-	-	-	-
MIL01						
Polling	-	-	-	-	-	-
Absentee	-	-	-	-	-	-
Early Vote	-	-	-	-	-	-
Provisional	-	-	-	-	-	-
Total	-	-	-	-	-	-
MIL02						
Polling	-	-	-	-	-	-
Absentee	-	-	-	-	-	-
Early Vote	-	-	-	-	-	-
Provisional	-	-	-	-	-	-
Total	-	-	-	-	-	-
MOR01						
Polling	-	-	-	-	-	-
Absentee	-	-	-	-	-	-
Early Vote	-	-	-	-	-	-
Provisional	-	-	-	-	-	-
Total	-	-	-	-	-	-
MOR02						
Polling	-	-	-	-	-	-
Absentee	-	-	-	-	-	-
Early Vote	-	-	-	-	-	-
Provisional	-	-	-	-	-	-
Total	-	-	-	-	-	-
ROS05						
Polling	-	-	-	-	-	-
Absentee	-	-	-	-	-	-
Early Vote	-	-	-	-	-	-
Provisional	-	-	-	-	-	-
Total	-	-	-	-	-	-
ROS13						
Polling	-	-	-	-	-	-
Absentee	-	-	-	-	-	-
Early Vote	-	-	-	-	-	-
Provisional	-	-	-	-	-	-
Total	-	-	-	-	-	-
ROS14						
Polling	-	-	-	-	-	-
Absentee	-	-	-	-	-	-
Early Vote	-	-	-	-	-	-
Provisional	-	-	-	-	-	-
Total	-	-	-	-	-	-
ROS15						
Polling	-	-	-	-	-	-
Absentee	-	-	-	-	-	-
Early Vote	-	-	-	-	-	-
Provisional	-	-	-	-	-	-
Total	-	-	-	-	-	-
ROS16						

RETRIEVED FROM DEMOCRACYDOCKET.COM

Statement of Votes Cast
Shelby County, TN
State and Federal General Election _Municipal Elections
November 6, 2018
SOVC For Jurisdiction Wide, All Counters, All Races
Official Combined Results

COLLIERVILLE SCH BOARD POST 4

	Reg. Voters	Times Counted	Total Votes	Eelco R. Van Wijk		Frank Warren		Write-In Votes	
Polling	-	-	-	-	-	-	-	-	-
Absentee	-	-	-	-	-	-	-	-	-
Early Vote	-	-	-	-	-	-	-	-	-
Provisional	-	-	-	-	-	-	-	-	-
Total	-	-	-	-	-	-	-	-	-
STE00									
Polling	-	-	-	-	-	-	-	-	-
Absentee	-	-	-	-	-	-	-	-	-
Early Vote	-	-	-	-	-	-	-	-	-
Provisional	-	-	-	-	-	-	-	-	-
Total	-	-	-	-	-	-	-	-	-
Total									
Polling	35511	6164	5128	1812	35.34%	3289	64.14%	27	0.53%
Absentee	35511	322	233	115	49.36%	115	49.36%	3	1.29%
Early Vote	35511	14677	12124	4264	35.17%	7820	64.50%	40	0.33%
Provisional	35511	56	47	18	38.30%	29	61.70%	0	0.00%
Total	35511	21219	17532	6209	35.42%	11253	64.19%	70	0.40%

RETRIEVED FROM DEMOCRACYDOCKET.COM

Statement of Votes Cast
Shelby County, TN
State and Federal General Election _Municipal Elections
November 6, 2018
SOVC For Jurisdiction Wide, All Counters, All Races
Official Combined Results

	GERMANTOWN MAYOR					
	Reg. Voters	Times Counted	Total Votes	John Barzizza	Mike Palazzolo	Write-In Votes
Jurisdiction Wide						
00100						
Polling	-	-	-	-	-	-
Absentee	-	-	-	-	-	-
Early Vote	-	-	-	-	-	-
Provisional	-	-	-	-	-	-
Total	-	-	-	-	-	-
00200						
Polling	-	-	-	-	-	-
Absentee	-	-	-	-	-	-
Early Vote	-	-	-	-	-	-
Provisional	-	-	-	-	-	-
Total	-	-	-	-	-	-
01100						
Polling	-	-	-	-	-	-
Absentee	-	-	-	-	-	-
Early Vote	-	-	-	-	-	-
Provisional	-	-	-	-	-	-
Total	-	-	-	-	-	-
01200						
Polling	-	-	-	-	-	-
Absentee	-	-	-	-	-	-
Early Vote	-	-	-	-	-	-
Provisional	-	-	-	-	-	-
Total	-	-	-	-	-	-
01300						
Polling	-	-	-	-	-	-
Absentee	-	-	-	-	-	-
Early Vote	-	-	-	-	-	-
Provisional	-	-	-	-	-	-
Total	-	-	-	-	-	-
01601						
Polling	-	-	-	-	-	-
Absentee	-	-	-	-	-	-
Early Vote	-	-	-	-	-	-
Provisional	-	-	-	-	-	-
Total	-	-	-	-	-	-
01603						
Polling	-	-	-	-	-	-
Absentee	-	-	-	-	-	-
Early Vote	-	-	-	-	-	-
Provisional	-	-	-	-	-	-
Total	-	-	-	-	-	-
01700						
Polling	-	-	-	-	-	-
Absentee	-	-	-	-	-	-
Early Vote	-	-	-	-	-	-
Provisional	-	-	-	-	-	-
Total	-	-	-	-	-	-
02001						
Polling	-	-	-	-	-	-
Absentee	-	-	-	-	-	-
Early Vote	-	-	-	-	-	-
Provisional	-	-	-	-	-	-
Total	-	-	-	-	-	-
02003						
Polling	-	-	-	-	-	-
Absentee	-	-	-	-	-	-

RETRIEVED FROM DEMOCRACYDOCKET.COM

Statement of Votes Cast
Shelby County, TN
State and Federal General Election _Municipal Elections
November 6, 2018
SOVC For Jurisdiction Wide, All Counters, All Races
Official Combined Results

	GERMANTOWN MAYOR							
	Reg. Voters	Times Counted	Total Votes	John Barzizza		Mike Palazzolo		Write-In Votes
Early Vote	-	-	-	-	-	-	-	-
Provisional	-	-	-	-	-	-	-	-
Total	-	-	-	-	-	-	-	-
02100								
Polling	-	-	-	-	-	-	-	-
Absentee	-	-	-	-	-	-	-	-
Early Vote	-	-	-	-	-	-	-	-
Provisional	-	-	-	-	-	-	-	-
Total	-	-	-	-	-	-	-	-
02600								
Polling	-	-	-	-	-	-	-	-
Absentee	-	-	-	-	-	-	-	-
Early Vote	-	-	-	-	-	-	-	-
Provisional	-	-	-	-	-	-	-	-
Total	-	-	-	-	-	-	-	-
02800								
Polling	-	-	-	-	-	-	-	-
Absentee	-	-	-	-	-	-	-	-
Early Vote	-	-	-	-	-	-	-	-
Provisional	-	-	-	-	-	-	-	-
Total	-	-	-	-	-	-	-	-
03102								
Polling	-	-	-	-	-	-	-	-
Absentee	-	-	-	-	-	-	-	-
Early Vote	-	-	-	-	-	-	-	-
Provisional	-	-	-	-	-	-	-	-
Total	-	-	-	-	-	-	-	-
03104								
Polling	-	-	-	-	-	-	-	-
Absentee	-	-	-	-	-	-	-	-
Early Vote	-	-	-	-	-	-	-	-
Provisional	-	-	-	-	-	-	-	-
Total	-	-	-	-	-	-	-	-
03300								
Polling	-	-	-	-	-	-	-	-
Absentee	-	-	-	-	-	-	-	-
Early Vote	-	-	-	-	-	-	-	-
Provisional	-	-	-	-	-	-	-	-
Total	-	-	-	-	-	-	-	-
03402								
Polling	-	-	-	-	-	-	-	-
Absentee	-	-	-	-	-	-	-	-
Early Vote	-	-	-	-	-	-	-	-
Provisional	-	-	-	-	-	-	-	-
Total	-	-	-	-	-	-	-	-
03601								
Polling	-	-	-	-	-	-	-	-
Absentee	-	-	-	-	-	-	-	-
Early Vote	-	-	-	-	-	-	-	-
Provisional	-	-	-	-	-	-	-	-
Total	-	-	-	-	-	-	-	-
03602								
Polling	-	-	-	-	-	-	-	-
Absentee	-	-	-	-	-	-	-	-
Early Vote	-	-	-	-	-	-	-	-
Provisional	-	-	-	-	-	-	-	-
Total	-	-	-	-	-	-	-	-
03700								

RETRIEVED FROM DEMOCRACYDOCKET.COM

Statement of Votes Cast
Shelby County, TN
State and Federal General Election _Municipal Elections
November 6, 2018
SOVC For Jurisdiction Wide, All Counters, All Races
Official Combined Results

	GERMANTOWN MAYOR								
	Reg. Voters	Times Counted	Total Votes	John Barzizza		Mike Palazzolo		Write-In Votes	
Polling	-	-	-	-	-	-	-	-	-
Absentee	-	-	-	-	-	-	-	-	-
Early Vote	-	-	-	-	-	-	-	-	-
Provisional	-	-	-	-	-	-	-	-	-
Total	-	-	-	-	-	-	-	-	-
04103									
Polling	-	-	-	-	-	-	-	-	-
Absentee	-	-	-	-	-	-	-	-	-
Early Vote	-	-	-	-	-	-	-	-	-
Provisional	-	-	-	-	-	-	-	-	-
Total	-	-	-	-	-	-	-	-	-
04201									
Polling	-	-	-	-	-	-	-	-	-
Absentee	-	-	-	-	-	-	-	-	-
Early Vote	-	-	-	-	-	-	-	-	-
Provisional	-	-	-	-	-	-	-	-	-
Total	-	-	-	-	-	-	-	-	-
04401									
Polling	-	-	-	-	-	-	-	-	-
Absentee	-	-	-	-	-	-	-	-	-
Early Vote	-	-	-	-	-	-	-	-	-
Provisional	-	-	-	-	-	-	-	-	-
Total	-	-	-	-	-	-	-	-	-
04405									
Polling	-	-	-	-	-	-	-	-	-
Absentee	-	-	-	-	-	-	-	-	-
Early Vote	-	-	-	-	-	-	-	-	-
Provisional	-	-	-	-	-	-	-	-	-
Total	-	-	-	-	-	-	-	-	-
04502									
Polling	-	-	-	-	-	-	-	-	-
Absentee	-	-	-	-	-	-	-	-	-
Early Vote	-	-	-	-	-	-	-	-	-
Provisional	-	-	-	-	-	-	-	-	-
Total	-	-	-	-	-	-	-	-	-
04504									
Polling	-	-	-	-	-	-	-	-	-
Absentee	-	-	-	-	-	-	-	-	-
Early Vote	-	-	-	-	-	-	-	-	-
Provisional	-	-	-	-	-	-	-	-	-
Total	-	-	-	-	-	-	-	-	-
04602									
Polling	-	-	-	-	-	-	-	-	-
Absentee	-	-	-	-	-	-	-	-	-
Early Vote	-	-	-	-	-	-	-	-	-
Provisional	-	-	-	-	-	-	-	-	-
Total	-	-	-	-	-	-	-	-	-
04700									
Polling	-	-	-	-	-	-	-	-	-
Absentee	-	-	-	-	-	-	-	-	-
Early Vote	-	-	-	-	-	-	-	-	-
Provisional	-	-	-	-	-	-	-	-	-
Total	-	-	-	-	-	-	-	-	-
04900									
Polling	-	-	-	-	-	-	-	-	-
Absentee	-	-	-	-	-	-	-	-	-
Early Vote	-	-	-	-	-	-	-	-	-
Provisional	-	-	-	-	-	-	-	-	-

RETRIEVED FROM DEMOCRACYDOCKET.COM

Statement of Votes Cast
Shelby County, TN
State and Federal General Election _Municipal Elections
November 6, 2018
SOVC For Jurisdiction Wide, All Counters, All Races
Official Combined Results

	GERMANTOWN MAYOR							
	Reg. Voters	Times Counted	Total Votes	John Barzizza		Mike Palazzolo		Write-In Votes
Total	-	-	-	-	-	-	-	-
05001								
Polling	-	-	-	-	-	-	-	-
Absentee	-	-	-	-	-	-	-	-
Early Vote	-	-	-	-	-	-	-	-
Provisional	-	-	-	-	-	-	-	-
Total	-	-	-	-	-	-	-	-
05002								
Polling	-	-	-	-	-	-	-	-
Absentee	-	-	-	-	-	-	-	-
Early Vote	-	-	-	-	-	-	-	-
Provisional	-	-	-	-	-	-	-	-
Total	-	-	-	-	-	-	-	-
05201								
Polling	-	-	-	-	-	-	-	-
Absentee	-	-	-	-	-	-	-	-
Early Vote	-	-	-	-	-	-	-	-
Provisional	-	-	-	-	-	-	-	-
Total	-	-	-	-	-	-	-	-
05301								
Polling	-	-	-	-	-	-	-	-
Absentee	-	-	-	-	-	-	-	-
Early Vote	-	-	-	-	-	-	-	-
Provisional	-	-	-	-	-	-	-	-
Total	-	-	-	-	-	-	-	-
05400								
Polling	-	-	-	-	-	-	-	-
Absentee	-	-	-	-	-	-	-	-
Early Vote	-	-	-	-	-	-	-	-
Provisional	-	-	-	-	-	-	-	-
Total	-	-	-	-	-	-	-	-
05502								
Polling	-	-	-	-	-	-	-	-
Absentee	-	-	-	-	-	-	-	-
Early Vote	-	-	-	-	-	-	-	-
Provisional	-	-	-	-	-	-	-	-
Total	-	-	-	-	-	-	-	-
05700								
Polling	-	-	-	-	-	-	-	-
Absentee	-	-	-	-	-	-	-	-
Early Vote	-	-	-	-	-	-	-	-
Provisional	-	-	-	-	-	-	-	-
Total	-	-	-	-	-	-	-	-
05801								
Polling	-	-	-	-	-	-	-	-
Absentee	-	-	-	-	-	-	-	-
Early Vote	-	-	-	-	-	-	-	-
Provisional	-	-	-	-	-	-	-	-
Total	-	-	-	-	-	-	-	-
05804								
Polling	-	-	-	-	-	-	-	-
Absentee	-	-	-	-	-	-	-	-
Early Vote	-	-	-	-	-	-	-	-
Provisional	-	-	-	-	-	-	-	-
Total	-	-	-	-	-	-	-	-
05905								
Polling	-	-	-	-	-	-	-	-
Absentee	-	-	-	-	-	-	-	-

RETRIEVED FROM DEMOCRACYDOCKET.COM

Statement of Votes Cast
Shelby County, TN
State and Federal General Election _Municipal Elections
November 6, 2018
SOVC For Jurisdiction Wide, All Counters, All Races
Official Combined Results

	GERMANTOWN MAYOR							
	Reg. Voters	Times Counted	Total Votes	John Barzizza		Mike Palazzolo		Write-In Votes
Early Vote	-	-	-	-	-	-	-	-
Provisional	-	-	-	-	-	-	-	-
Total	-	-	-	-	-	-	-	-
06003								
Polling	-	-	-	-	-	-	-	-
Absentee	-	-	-	-	-	-	-	-
Early Vote	-	-	-	-	-	-	-	-
Provisional	-	-	-	-	-	-	-	-
Total	-	-	-	-	-	-	-	-
06005								
Polling	-	-	-	-	-	-	-	-
Absentee	-	-	-	-	-	-	-	-
Early Vote	-	-	-	-	-	-	-	-
Provisional	-	-	-	-	-	-	-	-
Total	-	-	-	-	-	-	-	-
06006								
Polling	-	-	-	-	-	-	-	-
Absentee	-	-	-	-	-	-	-	-
Early Vote	-	-	-	-	-	-	-	-
Provisional	-	-	-	-	-	-	-	-
Total	-	-	-	-	-	-	-	-
06007								
Polling	-	-	-	-	-	-	-	-
Absentee	-	-	-	-	-	-	-	-
Early Vote	-	-	-	-	-	-	-	-
Provisional	-	-	-	-	-	-	-	-
Total	-	-	-	-	-	-	-	-
06009								
Polling	-	-	-	-	-	-	-	-
Absentee	-	-	-	-	-	-	-	-
Early Vote	-	-	-	-	-	-	-	-
Provisional	-	-	-	-	-	-	-	-
Total	-	-	-	-	-	-	-	-
06100								
Polling	-	-	-	-	-	-	-	-
Absentee	-	-	-	-	-	-	-	-
Early Vote	-	-	-	-	-	-	-	-
Provisional	-	-	-	-	-	-	-	-
Total	-	-	-	-	-	-	-	-
06200								
Polling	-	-	-	-	-	-	-	-
Absentee	-	-	-	-	-	-	-	-
Early Vote	-	-	-	-	-	-	-	-
Provisional	-	-	-	-	-	-	-	-
Total	-	-	-	-	-	-	-	-
06400								
Polling	-	-	-	-	-	-	-	-
Absentee	-	-	-	-	-	-	-	-
Early Vote	-	-	-	-	-	-	-	-
Provisional	-	-	-	-	-	-	-	-
Total	-	-	-	-	-	-	-	-
06600								
Polling	-	-	-	-	-	-	-	-
Absentee	-	-	-	-	-	-	-	-
Early Vote	-	-	-	-	-	-	-	-
Provisional	-	-	-	-	-	-	-	-
Total	-	-	-	-	-	-	-	-
06701								

RETRIEVED FROM DEMOCRACYDOCKET.COM

Statement of Votes Cast
Shelby County, TN
State and Federal General Election _Municipal Elections
November 6, 2018
SOVC For Jurisdiction Wide, All Counters, All Races
Official Combined Results

	GERMANTOWN MAYOR					
	Reg. Voters	Times Counted	Total Votes	John Barzizza	Mike Palazzolo	Write-In Votes
Polling	-	-	-	-	-	-
Absentee	-	-	-	-	-	-
Early Vote	-	-	-	-	-	-
Provisional	-	-	-	-	-	-
Total	-	-	-	-	-	-
06703						
Polling	-	-	-	-	-	-
Absentee	-	-	-	-	-	-
Early Vote	-	-	-	-	-	-
Provisional	-	-	-	-	-	-
Total	-	-	-	-	-	-
06801						
Polling	-	-	-	-	-	-
Absentee	-	-	-	-	-	-
Early Vote	-	-	-	-	-	-
Provisional	-	-	-	-	-	-
Total	-	-	-	-	-	-
06803						
Polling	-	-	-	-	-	-
Absentee	-	-	-	-	-	-
Early Vote	-	-	-	-	-	-
Provisional	-	-	-	-	-	-
Total	-	-	-	-	-	-
06902						
Polling	-	-	-	-	-	-
Absentee	-	-	-	-	-	-
Early Vote	-	-	-	-	-	-
Provisional	-	-	-	-	-	-
Total	-	-	-	-	-	-
07001						
Polling	-	-	-	-	-	-
Absentee	-	-	-	-	-	-
Early Vote	-	-	-	-	-	-
Provisional	-	-	-	-	-	-
Total	-	-	-	-	-	-
07002						
Polling	-	-	-	-	-	-
Absentee	-	-	-	-	-	-
Early Vote	-	-	-	-	-	-
Provisional	-	-	-	-	-	-
Total	-	-	-	-	-	-
07104						
Polling	-	-	-	-	-	-
Absentee	-	-	-	-	-	-
Early Vote	-	-	-	-	-	-
Provisional	-	-	-	-	-	-
Total	-	-	-	-	-	-
07203						
Polling	-	-	-	-	-	-
Absentee	-	-	-	-	-	-
Early Vote	-	-	-	-	-	-
Provisional	-	-	-	-	-	-
Total	-	-	-	-	-	-
07207						
Polling	-	-	-	-	-	-
Absentee	-	-	-	-	-	-
Early Vote	-	-	-	-	-	-
Provisional	-	-	-	-	-	-

RETRIEVED FROM DEMOCRACYDOCKET.COM

Statement of Votes Cast
Shelby County, TN
State and Federal General Election _Municipal Elections
November 6, 2018
SOVC For Jurisdiction Wide, All Counters, All Races
Official Combined Results

	GERMANTOWN MAYOR							
	Reg. Voters	Times Counted	Total Votes	John Barzizza		Mike Palazzolo		Write-In Votes
Total	-	-	-	-	-	-	-	-
07301								
Polling	-	-	-	-	-	-	-	-
Absentee	-	-	-	-	-	-	-	-
Early Vote	-	-	-	-	-	-	-	-
Provisional	-	-	-	-	-	-	-	-
Total	-	-	-	-	-	-	-	-
07303								
Polling	-	-	-	-	-	-	-	-
Absentee	-	-	-	-	-	-	-	-
Early Vote	-	-	-	-	-	-	-	-
Provisional	-	-	-	-	-	-	-	-
Total	-	-	-	-	-	-	-	-
07401								
Polling	-	-	-	-	-	-	-	-
Absentee	-	-	-	-	-	-	-	-
Early Vote	-	-	-	-	-	-	-	-
Provisional	-	-	-	-	-	-	-	-
Total	-	-	-	-	-	-	-	-
07402								
Polling	-	-	-	-	-	-	-	-
Absentee	-	-	-	-	-	-	-	-
Early Vote	-	-	-	-	-	-	-	-
Provisional	-	-	-	-	-	-	-	-
Total	-	-	-	-	-	-	-	-
07405								
Polling	-	-	-	-	-	-	-	-
Absentee	-	-	-	-	-	-	-	-
Early Vote	-	-	-	-	-	-	-	-
Provisional	-	-	-	-	-	-	-	-
Total	-	-	-	-	-	-	-	-
07409								
Polling	-	-	-	-	-	-	-	-
Absentee	-	-	-	-	-	-	-	-
Early Vote	-	-	-	-	-	-	-	-
Provisional	-	-	-	-	-	-	-	-
Total	-	-	-	-	-	-	-	-
07501								
Polling	-	-	-	-	-	-	-	-
Absentee	-	-	-	-	-	-	-	-
Early Vote	-	-	-	-	-	-	-	-
Provisional	-	-	-	-	-	-	-	-
Total	-	-	-	-	-	-	-	-
07506								
Polling	-	-	-	-	-	-	-	-
Absentee	-	-	-	-	-	-	-	-
Early Vote	-	-	-	-	-	-	-	-
Provisional	-	-	-	-	-	-	-	-
Total	-	-	-	-	-	-	-	-
07507								
Polling	-	-	-	-	-	-	-	-
Absentee	-	-	-	-	-	-	-	-
Early Vote	-	-	-	-	-	-	-	-
Provisional	-	-	-	-	-	-	-	-
Total	-	-	-	-	-	-	-	-
07511								
Polling	-	-	-	-	-	-	-	-
Absentee	-	-	-	-	-	-	-	-

RETRIEVED FROM DEMOCRACYDOCKET.COM

Statement of Votes Cast
Shelby County, TN
State and Federal General Election _Municipal Elections
November 6, 2018
SOVC For Jurisdiction Wide, All Counters, All Races
Official Combined Results

	GERMANTOWN MAYOR					
	Reg. Voters	Times Counted	Total Votes	John Barzizza	Mike Palazzolo	Write-In Votes
Early Vote	-	-	-	-	-	-
Provisional	-	-	-	-	-	-
Total	-	-	-	-	-	-
07604						
Polling	-	-	-	-	-	-
Absentee	-	-	-	-	-	-
Early Vote	-	-	-	-	-	-
Provisional	-	-	-	-	-	-
Total	-	-	-	-	-	-
07605						
Polling	-	-	-	-	-	-
Absentee	-	-	-	-	-	-
Early Vote	-	-	-	-	-	-
Provisional	-	-	-	-	-	-
Total	-	-	-	-	-	-
07606						
Polling	-	-	-	-	-	-
Absentee	-	-	-	-	-	-
Early Vote	-	-	-	-	-	-
Provisional	-	-	-	-	-	-
Total	-	-	-	-	-	-
07701						
Polling	-	-	-	-	-	-
Absentee	-	-	-	-	-	-
Early Vote	-	-	-	-	-	-
Provisional	-	-	-	-	-	-
Total	-	-	-	-	-	-
07703						
Polling	-	-	-	-	-	-
Absentee	-	-	-	-	-	-
Early Vote	-	-	-	-	-	-
Provisional	-	-	-	-	-	-
Total	-	-	-	-	-	-
07803						
Polling	-	-	-	-	-	-
Absentee	-	-	-	-	-	-
Early Vote	-	-	-	-	-	-
Provisional	-	-	-	-	-	-
Total	-	-	-	-	-	-
07901						
Polling	-	-	-	-	-	-
Absentee	-	-	-	-	-	-
Early Vote	-	-	-	-	-	-
Provisional	-	-	-	-	-	-
Total	-	-	-	-	-	-
07902						
Polling	-	-	-	-	-	-
Absentee	-	-	-	-	-	-
Early Vote	-	-	-	-	-	-
Provisional	-	-	-	-	-	-
Total	-	-	-	-	-	-
07903						
Polling	-	-	-	-	-	-
Absentee	-	-	-	-	-	-
Early Vote	-	-	-	-	-	-
Provisional	-	-	-	-	-	-
Total	-	-	-	-	-	-
07907						

RETRIEVED FROM DEMOCRACYDOCKET.COM

Statement of Votes Cast
Shelby County, TN
State and Federal General Election _Municipal Elections
November 6, 2018
SOVC For Jurisdiction Wide, All Counters, All Races
Official Combined Results

	GERMANTOWN MAYOR					
	Reg. Voters	Times Counted	Total Votes	John Barzizza	Mike Palazzolo	Write-In Votes
Polling	-	-	-	-	-	-
Absentee	-	-	-	-	-	-
Early Vote	-	-	-	-	-	-
Provisional	-	-	-	-	-	-
Total	-	-	-	-	-	-
08002						
Polling	-	-	-	-	-	-
Absentee	-	-	-	-	-	-
Early Vote	-	-	-	-	-	-
Provisional	-	-	-	-	-	-
Total	-	-	-	-	-	-
08101						
Polling	-	-	-	-	-	-
Absentee	-	-	-	-	-	-
Early Vote	-	-	-	-	-	-
Provisional	-	-	-	-	-	-
Total	-	-	-	-	-	-
08103						
Polling	-	-	-	-	-	-
Absentee	-	-	-	-	-	-
Early Vote	-	-	-	-	-	-
Provisional	-	-	-	-	-	-
Total	-	-	-	-	-	-
08105						
Polling	-	-	-	-	-	-
Absentee	-	-	-	-	-	-
Early Vote	-	-	-	-	-	-
Provisional	-	-	-	-	-	-
Total	-	-	-	-	-	-
08107						
Polling	-	-	-	-	-	-
Absentee	-	-	-	-	-	-
Early Vote	-	-	-	-	-	-
Provisional	-	-	-	-	-	-
Total	-	-	-	-	-	-
08202						
Polling	-	-	-	-	-	-
Absentee	-	-	-	-	-	-
Early Vote	-	-	-	-	-	-
Provisional	-	-	-	-	-	-
Total	-	-	-	-	-	-
08300						
Polling	-	-	-	-	-	-
Absentee	-	-	-	-	-	-
Early Vote	-	-	-	-	-	-
Provisional	-	-	-	-	-	-
Total	-	-	-	-	-	-
08402						
Polling	-	-	-	-	-	-
Absentee	-	-	-	-	-	-
Early Vote	-	-	-	-	-	-
Provisional	-	-	-	-	-	-
Total	-	-	-	-	-	-
08600						
Polling	-	-	-	-	-	-
Absentee	-	-	-	-	-	-
Early Vote	-	-	-	-	-	-
Provisional	-	-	-	-	-	-

RETRIEVED FROM DEMOCRACYDOCKET.COM

Statement of Votes Cast
Shelby County, TN
State and Federal General Election _Municipal Elections
November 6, 2018
SOVC For Jurisdiction Wide, All Counters, All Races
Official Combined Results

	GERMANTOWN MAYOR							
	Reg. Voters	Times Counted	Total Votes	John Barzizza		Mike Palazzolo		Write-In Votes
Total	-	-	-	-	-	-	-	-
08702								
Polling	-	-	-	-	-	-	-	-
Absentee	-	-	-	-	-	-	-	-
Early Vote	-	-	-	-	-	-	-	-
Provisional	-	-	-	-	-	-	-	-
Total	-	-	-	-	-	-	-	-
08703								
Polling	-	-	-	-	-	-	-	-
Absentee	-	-	-	-	-	-	-	-
Early Vote	-	-	-	-	-	-	-	-
Provisional	-	-	-	-	-	-	-	-
Total	-	-	-	-	-	-	-	-
08704								
Polling	-	-	-	-	-	-	-	-
Absentee	-	-	-	-	-	-	-	-
Early Vote	-	-	-	-	-	-	-	-
Provisional	-	-	-	-	-	-	-	-
Total	-	-	-	-	-	-	-	-
08802								
Polling	-	-	-	-	-	-	-	-
Absentee	-	-	-	-	-	-	-	-
Early Vote	-	-	-	-	-	-	-	-
Provisional	-	-	-	-	-	-	-	-
Total	-	-	-	-	-	-	-	-
08803								
Polling	-	-	-	-	-	-	-	-
Absentee	-	-	-	-	-	-	-	-
Early Vote	-	-	-	-	-	-	-	-
Provisional	-	-	-	-	-	-	-	-
Total	-	-	-	-	-	-	-	-
08804								
Polling	-	-	-	-	-	-	-	-
Absentee	-	-	-	-	-	-	-	-
Early Vote	-	-	-	-	-	-	-	-
Provisional	-	-	-	-	-	-	-	-
Total	-	-	-	-	-	-	-	-
08901								
Polling	-	-	-	-	-	-	-	-
Absentee	-	-	-	-	-	-	-	-
Early Vote	-	-	-	-	-	-	-	-
Provisional	-	-	-	-	-	-	-	-
Total	-	-	-	-	-	-	-	-
08902								
Polling	-	-	-	-	-	-	-	-
Absentee	-	-	-	-	-	-	-	-
Early Vote	-	-	-	-	-	-	-	-
Provisional	-	-	-	-	-	-	-	-
Total	-	-	-	-	-	-	-	-
09002								
Polling	-	-	-	-	-	-	-	-
Absentee	-	-	-	-	-	-	-	-
Early Vote	-	-	-	-	-	-	-	-
Provisional	-	-	-	-	-	-	-	-
Total	-	-	-	-	-	-	-	-
09003								
Polling	-	-	-	-	-	-	-	-
Absentee	-	-	-	-	-	-	-	-

RETRIEVED FROM DEMOCRACYDOCKET.COM

Statement of Votes Cast
Shelby County, TN
State and Federal General Election _Municipal Elections
November 6, 2018
SOVC For Jurisdiction Wide, All Counters, All Races
Official Combined Results

	GERMANTOWN MAYOR							
	Reg. Voters	Times Counted	Total Votes	John Barzizza		Mike Palazzolo		Write-In Votes
Early Vote	-	-	-	-	-	-	-	-
Provisional	-	-	-	-	-	-	-	-
Total	-	-	-	-	-	-	-	-
09101								
Polling	-	-	-	-	-	-	-	-
Absentee	-	-	-	-	-	-	-	-
Early Vote	-	-	-	-	-	-	-	-
Provisional	-	-	-	-	-	-	-	-
Total	-	-	-	-	-	-	-	-
09102								
Polling	-	-	-	-	-	-	-	-
Absentee	-	-	-	-	-	-	-	-
Early Vote	-	-	-	-	-	-	-	-
Provisional	-	-	-	-	-	-	-	-
Total	-	-	-	-	-	-	-	-
09104								
Polling	-	-	-	-	-	-	-	-
Absentee	-	-	-	-	-	-	-	-
Early Vote	-	-	-	-	-	-	-	-
Provisional	-	-	-	-	-	-	-	-
Total	-	-	-	-	-	-	-	-
09201								
Polling	-	-	-	-	-	-	-	-
Absentee	-	-	-	-	-	-	-	-
Early Vote	-	-	-	-	-	-	-	-
Provisional	-	-	-	-	-	-	-	-
Total	-	-	-	-	-	-	-	-
09301								
Polling	-	-	-	-	-	-	-	-
Absentee	-	-	-	-	-	-	-	-
Early Vote	-	-	-	-	-	-	-	-
Provisional	-	-	-	-	-	-	-	-
Total	-	-	-	-	-	-	-	-
09303								
Polling	-	-	-	-	-	-	-	-
Absentee	-	-	-	-	-	-	-	-
Early Vote	-	-	-	-	-	-	-	-
Provisional	-	-	-	-	-	-	-	-
Total	-	-	-	-	-	-	-	-
09403								
Polling	-	-	-	-	-	-	-	-
Absentee	-	-	-	-	-	-	-	-
Early Vote	-	-	-	-	-	-	-	-
Provisional	-	-	-	-	-	-	-	-
Total	-	-	-	-	-	-	-	-
09406								
Polling	-	-	-	-	-	-	-	-
Absentee	-	-	-	-	-	-	-	-
Early Vote	-	-	-	-	-	-	-	-
Provisional	-	-	-	-	-	-	-	-
Total	-	-	-	-	-	-	-	-
09407								
Polling	-	-	-	-	-	-	-	-
Absentee	-	-	-	-	-	-	-	-
Early Vote	-	-	-	-	-	-	-	-
Provisional	-	-	-	-	-	-	-	-
Total	-	-	-	-	-	-	-	-
09408								

RETRIEVED FROM DEMOCRACYDOCKET.COM

Statement of Votes Cast
Shelby County, TN
State and Federal General Election _Municipal Elections
November 6, 2018
SOVC For Jurisdiction Wide, All Counters, All Races
Official Combined Results

	GERMANTOWN MAYOR					
	Reg. Voters	Times Counted	Total Votes	John Barzizza	Mike Palazzolo	Write-In Votes
Polling	-	-	-	-	-	-
Absentee	-	-	-	-	-	-
Early Vote	-	-	-	-	-	-
Provisional	-	-	-	-	-	-
Total	-	-	-	-	-	-
09501						
Polling	-	-	-	-	-	-
Absentee	-	-	-	-	-	-
Early Vote	-	-	-	-	-	-
Provisional	-	-	-	-	-	-
Total	-	-	-	-	-	-
09505						
Polling	-	-	-	-	-	-
Absentee	-	-	-	-	-	-
Early Vote	-	-	-	-	-	-
Provisional	-	-	-	-	-	-
Total	-	-	-	-	-	-
09506						
Polling	-	-	-	-	-	-
Absentee	-	-	-	-	-	-
Early Vote	-	-	-	-	-	-
Provisional	-	-	-	-	-	-
Total	-	-	-	-	-	-
09507						
Polling	-	-	-	-	-	-
Absentee	-	-	-	-	-	-
Early Vote	-	-	-	-	-	-
Provisional	-	-	-	-	-	-
Total	-	-	-	-	-	-
09508						
Polling	-	-	-	-	-	-
Absentee	-	-	-	-	-	-
Early Vote	-	-	-	-	-	-
Provisional	-	-	-	-	-	-
Total	-	-	-	-	-	-
09601						
Polling	-	-	-	-	-	-
Absentee	-	-	-	-	-	-
Early Vote	-	-	-	-	-	-
Provisional	-	-	-	-	-	-
Total	-	-	-	-	-	-
09602						
Polling	-	-	-	-	-	-
Absentee	-	-	-	-	-	-
Early Vote	-	-	-	-	-	-
Provisional	-	-	-	-	-	-
Total	-	-	-	-	-	-
ARL01						
Polling	-	-	-	-	-	-
Absentee	-	-	-	-	-	-
Early Vote	-	-	-	-	-	-
Provisional	-	-	-	-	-	-
Total	-	-	-	-	-	-
ARL02						
Polling	-	-	-	-	-	-
Absentee	-	-	-	-	-	-
Early Vote	-	-	-	-	-	-
Provisional	-	-	-	-	-	-

RETRIEVED FROM DEMOCRACYDOCKET.COM

Statement of Votes Cast
Shelby County, TN
State and Federal General Election _Municipal Elections
November 6, 2018
SOVC For Jurisdiction Wide, All Counters, All Races
Official Combined Results

	GERMANTOWN MAYOR					
	Reg. Voters	Times Counted	Total Votes	John Barzizza	Mike Palazzolo	Write-In Votes
Total	-	-	-	-	-	-
BAR03						
Polling	-	-	-	-	-	-
Absentee	-	-	-	-	-	-
Early Vote	-	-	-	-	-	-
Provisional	-	-	-	-	-	-
Total	-	-	-	-	-	-
BAR04						
Polling	-	-	-	-	-	-
Absentee	-	-	-	-	-	-
Early Vote	-	-	-	-	-	-
Provisional	-	-	-	-	-	-
Total	-	-	-	-	-	-
BAR05						
Polling	-	-	-	-	-	-
Absentee	-	-	-	-	-	-
Early Vote	-	-	-	-	-	-
Provisional	-	-	-	-	-	-
Total	-	-	-	-	-	-
BAR06						
Polling	-	-	-	-	-	-
Absentee	-	-	-	-	-	-
Early Vote	-	-	-	-	-	-
Provisional	-	-	-	-	-	-
Total	-	-	-	-	-	-
BAR08						
Polling	-	-	-	-	-	-
Absentee	-	-	-	-	-	-
Early Vote	-	-	-	-	-	-
Provisional	-	-	-	-	-	-
Total	-	-	-	-	-	-
BAR09						
Polling	-	-	-	-	-	-
Absentee	-	-	-	-	-	-
Early Vote	-	-	-	-	-	-
Provisional	-	-	-	-	-	-
Total	-	-	-	-	-	-
BAR11						
Polling	-	-	-	-	-	-
Absentee	-	-	-	-	-	-
Early Vote	-	-	-	-	-	-
Provisional	-	-	-	-	-	-
Total	-	-	-	-	-	-
BAR13						
Polling	-	-	-	-	-	-
Absentee	-	-	-	-	-	-
Early Vote	-	-	-	-	-	-
Provisional	-	-	-	-	-	-
Total	-	-	-	-	-	-
BRU01						
Polling	-	-	-	-	-	-
Absentee	-	-	-	-	-	-
Early Vote	-	-	-	-	-	-
Provisional	-	-	-	-	-	-
Total	-	-	-	-	-	-
BRU02						
Polling	-	-	-	-	-	-
Absentee	-	-	-	-	-	-

RETRIEVED FROM DEMOCRACYDOCKET.COM

Statement of Votes Cast
Shelby County, TN
State and Federal General Election _Municipal Elections
November 6, 2018
SOVC For Jurisdiction Wide, All Counters, All Races
Official Combined Results

	GERMANTOWN MAYOR					
	Reg. Voters	Times Counted	Total Votes	John Barzizza	Mike Palazzolo	Write-In Votes
Early Vote	-	-	-	-	-	-
Provisional	-	-	-	-	-	-
Total	-	-	-	-	-	-
COL01						
Polling	-	-	-	-	-	-
Absentee	-	-	-	-	-	-
Early Vote	-	-	-	-	-	-
Provisional	-	-	-	-	-	-
Total	-	-	-	-	-	-
COL02						
Polling	-	-	-	-	-	-
Absentee	-	-	-	-	-	-
Early Vote	-	-	-	-	-	-
Provisional	-	-	-	-	-	-
Total	-	-	-	-	-	-
COL03						
Polling	-	-	-	-	-	-
Absentee	-	-	-	-	-	-
Early Vote	-	-	-	-	-	-
Provisional	-	-	-	-	-	-
Total	-	-	-	-	-	-
COL04						
Polling	-	-	-	-	-	-
Absentee	-	-	-	-	-	-
Early Vote	-	-	-	-	-	-
Provisional	-	-	-	-	-	-
Total	-	-	-	-	-	-
COL05						
Polling	-	-	-	-	-	-
Absentee	-	-	-	-	-	-
Early Vote	-	-	-	-	-	-
Provisional	-	-	-	-	-	-
Total	-	-	-	-	-	-
COL06						
Polling	-	-	-	-	-	-
Absentee	-	-	-	-	-	-
Early Vote	-	-	-	-	-	-
Provisional	-	-	-	-	-	-
Total	-	-	-	-	-	-
COL07						
Polling	-	-	-	-	-	-
Absentee	-	-	-	-	-	-
Early Vote	-	-	-	-	-	-
Provisional	-	-	-	-	-	-
Total	-	-	-	-	-	-
COL08						
Polling	-	-	-	-	-	-
Absentee	-	-	-	-	-	-
Early Vote	-	-	-	-	-	-
Provisional	-	-	-	-	-	-
Total	-	-	-	-	-	-
COL09						
Polling	-	-	-	-	-	-
Absentee	-	-	-	-	-	-
Early Vote	-	-	-	-	-	-
Provisional	-	-	-	-	-	-
Total	-	-	-	-	-	-
COR03						

RETRIEVED FROM DEMOCRACYDOCKET.COM

Statement of Votes Cast
Shelby County, TN
State and Federal General Election _Municipal Elections
November 6, 2018
SOVC For Jurisdiction Wide, All Counters, All Races
Official Combined Results

	GERMANTOWN MAYOR								
	Reg. Voters	Times Counted	Total Votes	John Barzizza		Mike Palazzolo		Write-In Votes	
Polling	-	-	-	-	-	-	-	-	-
Absentee	-	-	-	-	-	-	-	-	-
Early Vote	-	-	-	-	-	-	-	-	-
Provisional	-	-	-	-	-	-	-	-	-
Total	-	-	-	-	-	-	-	-	-
COR04									
Polling	-	-	-	-	-	-	-	-	-
Absentee	-	-	-	-	-	-	-	-	-
Early Vote	-	-	-	-	-	-	-	-	-
Provisional	-	-	-	-	-	-	-	-	-
Total	-	-	-	-	-	-	-	-	-
COR05									
Polling	-	-	-	-	-	-	-	-	-
Absentee	-	-	-	-	-	-	-	-	-
Early Vote	-	-	-	-	-	-	-	-	-
Provisional	-	-	-	-	-	-	-	-	-
Total	-	-	-	-	-	-	-	-	-
EAD00									
Polling	-	-	-	-	-	-	-	-	-
Absentee	-	-	-	-	-	-	-	-	-
Early Vote	-	-	-	-	-	-	-	-	-
Provisional	-	-	-	-	-	-	-	-	-
Total	-	-	-	-	-	-	-	-	-
FOR01									
Polling	885	137	131	76	58.02%	54	41.22%	1	0.76%
Absentee	885	8	8	6	75.00%	2	25.00%	0	0.00%
Early Vote	885	392	372	255	68.55%	115	30.91%	2	0.54%
Provisional	885	1	1	1	100.00%	0	0.00%	0	0.00%
Total	885	538	512	338	66.02%	171	33.40%	3	0.59%
FOR02									
Polling	-	-	-	-	-	-	-	-	-
Absentee	-	-	-	-	-	-	-	-	-
Early Vote	-	-	-	-	-	-	-	-	-
Provisional	-	-	-	-	-	-	-	-	-
Total	-	-	-	-	-	-	-	-	-
FOR03									
Polling	-	-	-	-	-	-	-	-	-
Absentee	-	-	-	-	-	-	-	-	-
Early Vote	-	-	-	-	-	-	-	-	-
Provisional	-	-	-	-	-	-	-	-	-
Total	-	-	-	-	-	-	-	-	-
GER02									
Polling	4575	769	748	326	43.58%	421	56.28%	1	0.13%
Absentee	4575	80	64	29	45.31%	35	54.69%	0	0.00%
Early Vote	4575	2082	2023	926	45.77%	1095	54.13%	2	0.10%
Provisional	4575	5	5	4	80.00%	1	20.00%	0	0.00%
Total	4575	2936	2840	1285	45.25%	1552	54.65%	3	0.11%
GER03									
Polling	3688	743	712	385	54.07%	325	45.65%	2	0.28%
Absentee	3688	96	84	27	32.14%	57	67.86%	0	0.00%
Early Vote	3688	1457	1411	699	49.54%	710	50.32%	2	0.14%
Provisional	3688	4	3	2	66.67%	1	33.33%	0	0.00%
Total	3688	2300	2210	1113	50.36%	1093	49.46%	4	0.18%
GER04									
Polling	4840	962	920	428	46.52%	490	53.26%	2	0.22%
Absentee	4840	72	63	24	38.10%	39	61.90%	0	0.00%
Early Vote	4840	2254	2200	1051	47.77%	1146	52.09%	3	0.14%
Provisional	4840	6	6	3	50.00%	3	50.00%	0	0.00%

RETRIEVED FROM DEMOCRACYDOCKET.COM

Statement of Votes Cast
Shelby County, TN
State and Federal General Election _Municipal Elections
November 6, 2018
SOVC For Jurisdiction Wide, All Counters, All Races
Official Combined Results

GERMANTOWN MAYOR

	Reg. Voters	Times Counted	Total Votes	John Barzizza		Mike Palazzolo		Write-In Votes	
Total	4840	3294	3189	1506	47.22%	1678	52.62%	5	0.16%
GER05									
Polling	5127	1006	971	496	51.08%	475	48.92%	0	0.00%
Absentee	5127	72	66	25	37.88%	41	62.12%	0	0.00%
Early Vote	5127	2287	2209	1115	50.48%	1087	49.21%	7	0.32%
Provisional	5127	5	5	2	40.00%	3	60.00%	0	0.00%
Total	5127	3370	3251	1638	50.38%	1606	49.40%	7	0.22%
GER06									
Polling	1911	371	361	187	51.80%	174	48.20%	0	0.00%
Absentee	1911	21	18	8	44.44%	9	50.00%	1	5.56%
Early Vote	1911	823	803	432	53.80%	370	46.08%	1	0.12%
Provisional	1911	0	0	0	-	0	-	0	-
Total	1911	1215	1182	627	53.05%	553	46.79%	2	0.17%
GER08									
Polling	2407	519	510	270	52.94%	238	46.67%	2	0.39%
Absentee	2407	28	27	9	33.33%	18	66.67%	0	0.00%
Early Vote	2407	1118	1091	554	50.78%	534	48.95%	3	0.27%
Provisional	2407	2	2	1	50.00%	1	50.00%	0	0.00%
Total	2407	1667	1630	834	51.17%	791	48.53%	5	0.31%
GER10									
Polling	3307	583	562	306	54.45%	255	45.37%	1	0.18%
Absentee	3307	92	78	30	38.46%	48	61.54%	0	0.00%
Early Vote	3307	1633	1600	889	55.56%	708	44.25%	3	0.19%
Provisional	3307	8	7	4	57.14%	3	42.86%	0	0.00%
Total	3307	2316	2247	1229	54.70%	1014	45.13%	4	0.18%
GER11									
Polling	3805	646	625	313	50.08%	310	49.60%	2	0.32%
Absentee	3805	53	50	13	26.00%	37	74.00%	0	0.00%
Early Vote	3805	1798	1740	836	48.05%	902	51.84%	2	0.11%
Provisional	3805	6	6	3	50.00%	3	50.00%	0	0.00%
Total	3805	2503	2421	1165	48.12%	1252	51.71%	4	0.17%
GER12									
Polling	1418	255	243	99	40.74%	143	58.85%	1	0.41%
Absentee	1418	21	18	3	16.67%	15	83.33%	0	0.00%
Early Vote	1418	714	690	299	43.33%	388	56.23%	3	0.43%
Provisional	1418	3	2	1	50.00%	1	50.00%	0	0.00%
Total	1418	993	953	402	42.18%	547	57.40%	4	0.42%
LAK01									
Polling	-	-	-	-	-	-	-	-	-
Absentee	-	-	-	-	-	-	-	-	-
Early Vote	-	-	-	-	-	-	-	-	-
Provisional	-	-	-	-	-	-	-	-	-
Total	-	-	-	-	-	-	-	-	-
LAK02									
Polling	-	-	-	-	-	-	-	-	-
Absentee	-	-	-	-	-	-	-	-	-
Early Vote	-	-	-	-	-	-	-	-	-
Provisional	-	-	-	-	-	-	-	-	-
Total	-	-	-	-	-	-	-	-	-
LUC01									
Polling	-	-	-	-	-	-	-	-	-
Absentee	-	-	-	-	-	-	-	-	-
Early Vote	-	-	-	-	-	-	-	-	-
Provisional	-	-	-	-	-	-	-	-	-
Total	-	-	-	-	-	-	-	-	-
LUC03									
Polling	-	-	-	-	-	-	-	-	-
Absentee	-	-	-	-	-	-	-	-	-

RETRIEVED FROM DEMOCRACYDOCKET.COM

Statement of Votes Cast
Shelby County, TN
State and Federal General Election _Municipal Elections
November 6, 2018
SOVC For Jurisdiction Wide, All Counters, All Races
Official Combined Results

	GERMANTOWN MAYOR							
	Reg. Voters	Times Counted	Total Votes	John Barzizza		Mike Palazzolo		Write-In Votes
Early Vote	-	-	-	-	-	-	-	-
Provisional	-	-	-	-	-	-	-	-
Total	-	-	-	-	-	-	-	-
MCC00								
Polling	-	-	-	-	-	-	-	-
Absentee	-	-	-	-	-	-	-	-
Early Vote	-	-	-	-	-	-	-	-
Provisional	-	-	-	-	-	-	-	-
Total	-	-	-	-	-	-	-	-
MIL01								
Polling	-	-	-	-	-	-	-	-
Absentee	-	-	-	-	-	-	-	-
Early Vote	-	-	-	-	-	-	-	-
Provisional	-	-	-	-	-	-	-	-
Total	-	-	-	-	-	-	-	-
MIL02								
Polling	-	-	-	-	-	-	-	-
Absentee	-	-	-	-	-	-	-	-
Early Vote	-	-	-	-	-	-	-	-
Provisional	-	-	-	-	-	-	-	-
Total	-	-	-	-	-	-	-	-
MOR01								
Polling	-	-	-	-	-	-	-	-
Absentee	-	-	-	-	-	-	-	-
Early Vote	-	-	-	-	-	-	-	-
Provisional	-	-	-	-	-	-	-	-
Total	-	-	-	-	-	-	-	-
MOR02								
Polling	-	-	-	-	-	-	-	-
Absentee	-	-	-	-	-	-	-	-
Early Vote	-	-	-	-	-	-	-	-
Provisional	-	-	-	-	-	-	-	-
Total	-	-	-	-	-	-	-	-
ROS05								
Polling	-	-	-	-	-	-	-	-
Absentee	-	-	-	-	-	-	-	-
Early Vote	-	-	-	-	-	-	-	-
Provisional	-	-	-	-	-	-	-	-
Total	-	-	-	-	-	-	-	-
ROS13								
Polling	-	-	-	-	-	-	-	-
Absentee	-	-	-	-	-	-	-	-
Early Vote	-	-	-	-	-	-	-	-
Provisional	-	-	-	-	-	-	-	-
Total	-	-	-	-	-	-	-	-
ROS14								
Polling	-	-	-	-	-	-	-	-
Absentee	-	-	-	-	-	-	-	-
Early Vote	-	-	-	-	-	-	-	-
Provisional	-	-	-	-	-	-	-	-
Total	-	-	-	-	-	-	-	-
ROS15								
Polling	-	-	-	-	-	-	-	-
Absentee	-	-	-	-	-	-	-	-
Early Vote	-	-	-	-	-	-	-	-
Provisional	-	-	-	-	-	-	-	-
Total	-	-	-	-	-	-	-	-
ROS16								

RETRIEVED FROM DEMOCRACYDOCKET.COM

Statement of Votes Cast
Shelby County, TN
State and Federal General Election _Municipal Elections
November 6, 2018
SOVC For Jurisdiction Wide, All Counters, All Races
Official Combined Results

	GERMANTOWN MAYOR								
	Reg. Voters	Times Counted	Total Votes	John Barzizza		Mike Palazzolo		Write-In Votes	
Polling	-	-	-	-	-	-	-	-	-
Absentee	-	-	-	-	-	-	-	-	-
Early Vote	-	-	-	-	-	-	-	-	-
Provisional	-	-	-	-	-	-	-	-	-
Total	-	-	-	-	-	-	-	-	-
STE00									
Polling	-	-	-	-	-	-	-	-	-
Absentee	-	-	-	-	-	-	-	-	-
Early Vote	-	-	-	-	-	-	-	-	-
Provisional	-	-	-	-	-	-	-	-	-
Total	-	-	-	-	-	-	-	-	-
Total									
Polling	31963	5991	5783	2886	49.90%	2885	49.89%	12	0.21%
Absentee	31963	543	476	174	36.55%	301	63.24%	1	0.21%
Early Vote	31963	14558	14139	7056	49.90%	7055	49.90%	28	0.20%
Provisional	31963	40	37	21	56.76%	16	43.24%	0	0.00%
Total	31963	21132	20435	10137	49.61%	10257	50.19%	41	0.20%

RETRIEVED FROM DEMOCRACYDOCKET.COM

Statement of Votes Cast
Shelby County, TN
State and Federal General Election _Municipal Elections
November 6, 2018
SOVC For Jurisdiction Wide, All Counters, All Races
Official Combined Results

	GERMANTOWN ALDERMAN POST 1					
	Reg. Voters	Times Counted	Total Votes	Scott Sanders	Brian D. White	Write-In Votes
Jurisdiction Wide						
00100						
Polling	-	-	-	-	-	-
Absentee	-	-	-	-	-	-
Early Vote	-	-	-	-	-	-
Provisional	-	-	-	-	-	-
Total	-	-	-	-	-	-
00200						
Polling	-	-	-	-	-	-
Absentee	-	-	-	-	-	-
Early Vote	-	-	-	-	-	-
Provisional	-	-	-	-	-	-
Total	-	-	-	-	-	-
01100						
Polling	-	-	-	-	-	-
Absentee	-	-	-	-	-	-
Early Vote	-	-	-	-	-	-
Provisional	-	-	-	-	-	-
Total	-	-	-	-	-	-
01200						
Polling	-	-	-	-	-	-
Absentee	-	-	-	-	-	-
Early Vote	-	-	-	-	-	-
Provisional	-	-	-	-	-	-
Total	-	-	-	-	-	-
01300						
Polling	-	-	-	-	-	-
Absentee	-	-	-	-	-	-
Early Vote	-	-	-	-	-	-
Provisional	-	-	-	-	-	-
Total	-	-	-	-	-	-
01601						
Polling	-	-	-	-	-	-
Absentee	-	-	-	-	-	-
Early Vote	-	-	-	-	-	-
Provisional	-	-	-	-	-	-
Total	-	-	-	-	-	-
01603						
Polling	-	-	-	-	-	-
Absentee	-	-	-	-	-	-
Early Vote	-	-	-	-	-	-
Provisional	-	-	-	-	-	-
Total	-	-	-	-	-	-
01700						
Polling	-	-	-	-	-	-
Absentee	-	-	-	-	-	-
Early Vote	-	-	-	-	-	-
Provisional	-	-	-	-	-	-
Total	-	-	-	-	-	-
02001						
Polling	-	-	-	-	-	-
Absentee	-	-	-	-	-	-
Early Vote	-	-	-	-	-	-
Provisional	-	-	-	-	-	-
Total	-	-	-	-	-	-
02003						
Polling	-	-	-	-	-	-
Absentee	-	-	-	-	-	-

RETRIEVED FROM DEMOCRACYDOCKET.COM

Statement of Votes Cast
Shelby County, TN
State and Federal General Election _Municipal Elections
November 6, 2018
SOVC For Jurisdiction Wide, All Counters, All Races
Official Combined Results

	GERMANTOWN ALDERMAN POST 1					
	Reg. Voters	Times Counted	Total Votes	Scott Sanders	Brian D. White	Write-In Votes
Early Vote	-	-	-	-	-	-
Provisional	-	-	-	-	-	-
Total	-	-	-	-	-	-
02100						
Polling	-	-	-	-	-	-
Absentee	-	-	-	-	-	-
Early Vote	-	-	-	-	-	-
Provisional	-	-	-	-	-	-
Total	-	-	-	-	-	-
02600						
Polling	-	-	-	-	-	-
Absentee	-	-	-	-	-	-
Early Vote	-	-	-	-	-	-
Provisional	-	-	-	-	-	-
Total	-	-	-	-	-	-
02800						
Polling	-	-	-	-	-	-
Absentee	-	-	-	-	-	-
Early Vote	-	-	-	-	-	-
Provisional	-	-	-	-	-	-
Total	-	-	-	-	-	-
03102						
Polling	-	-	-	-	-	-
Absentee	-	-	-	-	-	-
Early Vote	-	-	-	-	-	-
Provisional	-	-	-	-	-	-
Total	-	-	-	-	-	-
03104						
Polling	-	-	-	-	-	-
Absentee	-	-	-	-	-	-
Early Vote	-	-	-	-	-	-
Provisional	-	-	-	-	-	-
Total	-	-	-	-	-	-
03300						
Polling	-	-	-	-	-	-
Absentee	-	-	-	-	-	-
Early Vote	-	-	-	-	-	-
Provisional	-	-	-	-	-	-
Total	-	-	-	-	-	-
03402						
Polling	-	-	-	-	-	-
Absentee	-	-	-	-	-	-
Early Vote	-	-	-	-	-	-
Provisional	-	-	-	-	-	-
Total	-	-	-	-	-	-
03601						
Polling	-	-	-	-	-	-
Absentee	-	-	-	-	-	-
Early Vote	-	-	-	-	-	-
Provisional	-	-	-	-	-	-
Total	-	-	-	-	-	-
03602						
Polling	-	-	-	-	-	-
Absentee	-	-	-	-	-	-
Early Vote	-	-	-	-	-	-
Provisional	-	-	-	-	-	-
Total	-	-	-	-	-	-
03700						

RETRIEVED FROM DEMOCRACYDOCKET.COM

Statement of Votes Cast
Shelby County, TN
State and Federal General Election _Municipal Elections
November 6, 2018
SOVC For Jurisdiction Wide, All Counters, All Races
Official Combined Results

	GERMANTOWN ALDERMAN POST 1					
	Reg. Voters	Times Counted	Total Votes	Scott Sanders	Brian D. White	Write-In Votes
Polling	-	-	-	-	-	-
Absentee	-	-	-	-	-	-
Early Vote	-	-	-	-	-	-
Provisional	-	-	-	-	-	-
Total	-	-	-	-	-	-
04103						
Polling	-	-	-	-	-	-
Absentee	-	-	-	-	-	-
Early Vote	-	-	-	-	-	-
Provisional	-	-	-	-	-	-
Total	-	-	-	-	-	-
04201						
Polling	-	-	-	-	-	-
Absentee	-	-	-	-	-	-
Early Vote	-	-	-	-	-	-
Provisional	-	-	-	-	-	-
Total	-	-	-	-	-	-
04401						
Polling	-	-	-	-	-	-
Absentee	-	-	-	-	-	-
Early Vote	-	-	-	-	-	-
Provisional	-	-	-	-	-	-
Total	-	-	-	-	-	-
04405						
Polling	-	-	-	-	-	-
Absentee	-	-	-	-	-	-
Early Vote	-	-	-	-	-	-
Provisional	-	-	-	-	-	-
Total	-	-	-	-	-	-
04502						
Polling	-	-	-	-	-	-
Absentee	-	-	-	-	-	-
Early Vote	-	-	-	-	-	-
Provisional	-	-	-	-	-	-
Total	-	-	-	-	-	-
04504						
Polling	-	-	-	-	-	-
Absentee	-	-	-	-	-	-
Early Vote	-	-	-	-	-	-
Provisional	-	-	-	-	-	-
Total	-	-	-	-	-	-
04602						
Polling	-	-	-	-	-	-
Absentee	-	-	-	-	-	-
Early Vote	-	-	-	-	-	-
Provisional	-	-	-	-	-	-
Total	-	-	-	-	-	-
04700						
Polling	-	-	-	-	-	-
Absentee	-	-	-	-	-	-
Early Vote	-	-	-	-	-	-
Provisional	-	-	-	-	-	-
Total	-	-	-	-	-	-
04900						
Polling	-	-	-	-	-	-
Absentee	-	-	-	-	-	-
Early Vote	-	-	-	-	-	-
Provisional	-	-	-	-	-	-

RETRIEVED FROM DEMOCRACYDOCKET.COM

Statement of Votes Cast
Shelby County, TN
State and Federal General Election _Municipal Elections
November 6, 2018
SOVC For Jurisdiction Wide, All Counters, All Races
Official Combined Results

	GERMANTOWN ALDERMAN POST 1					
	Reg. Voters	Times Counted	Total Votes	Scott Sanders	Brian D. White	Write-In Votes
Total	-	-	-	-	-	-
05001						
Polling	-	-	-	-	-	-
Absentee	-	-	-	-	-	-
Early Vote	-	-	-	-	-	-
Provisional	-	-	-	-	-	-
Total	-	-	-	-	-	-
05002						
Polling	-	-	-	-	-	-
Absentee	-	-	-	-	-	-
Early Vote	-	-	-	-	-	-
Provisional	-	-	-	-	-	-
Total	-	-	-	-	-	-
05201						
Polling	-	-	-	-	-	-
Absentee	-	-	-	-	-	-
Early Vote	-	-	-	-	-	-
Provisional	-	-	-	-	-	-
Total	-	-	-	-	-	-
05301						
Polling	-	-	-	-	-	-
Absentee	-	-	-	-	-	-
Early Vote	-	-	-	-	-	-
Provisional	-	-	-	-	-	-
Total	-	-	-	-	-	-
05400						
Polling	-	-	-	-	-	-
Absentee	-	-	-	-	-	-
Early Vote	-	-	-	-	-	-
Provisional	-	-	-	-	-	-
Total	-	-	-	-	-	-
05502						
Polling	-	-	-	-	-	-
Absentee	-	-	-	-	-	-
Early Vote	-	-	-	-	-	-
Provisional	-	-	-	-	-	-
Total	-	-	-	-	-	-
05700						
Polling	-	-	-	-	-	-
Absentee	-	-	-	-	-	-
Early Vote	-	-	-	-	-	-
Provisional	-	-	-	-	-	-
Total	-	-	-	-	-	-
05801						
Polling	-	-	-	-	-	-
Absentee	-	-	-	-	-	-
Early Vote	-	-	-	-	-	-
Provisional	-	-	-	-	-	-
Total	-	-	-	-	-	-
05804						
Polling	-	-	-	-	-	-
Absentee	-	-	-	-	-	-
Early Vote	-	-	-	-	-	-
Provisional	-	-	-	-	-	-
Total	-	-	-	-	-	-
05905						
Polling	-	-	-	-	-	-
Absentee	-	-	-	-	-	-

RETRIEVED FROM DEMOCRACYDOCKET.COM

Statement of Votes Cast
Shelby County, TN
State and Federal General Election _Municipal Elections
November 6, 2018
SOVC For Jurisdiction Wide, All Counters, All Races
Official Combined Results

	GERMANTOWN ALDERMAN POST 1							
	Reg. Voters	Times Counted	Total Votes	Scott Sanders		Brian D. White		Write-In Votes	
Early Vote	-	-	-	-	-	-	-	-	-
Provisional	-	-	-	-	-	-	-	-	-
Total	-	-	-	-	-	-	-	-	-
06003									
Polling	-	-	-	-	-	-	-	-	-
Absentee	-	-	-	-	-	-	-	-	-
Early Vote	-	-	-	-	-	-	-	-	-
Provisional	-	-	-	-	-	-	-	-	-
Total	-	-	-	-	-	-	-	-	-
06005									
Polling	-	-	-	-	-	-	-	-	-
Absentee	-	-	-	-	-	-	-	-	-
Early Vote	-	-	-	-	-	-	-	-	-
Provisional	-	-	-	-	-	-	-	-	-
Total	-	-	-	-	-	-	-	-	-
06006									
Polling	-	-	-	-	-	-	-	-	-
Absentee	-	-	-	-	-	-	-	-	-
Early Vote	-	-	-	-	-	-	-	-	-
Provisional	-	-	-	-	-	-	-	-	-
Total	-	-	-	-	-	-	-	-	-
06007									
Polling	-	-	-	-	-	-	-	-	-
Absentee	-	-	-	-	-	-	-	-	-
Early Vote	-	-	-	-	-	-	-	-	-
Provisional	-	-	-	-	-	-	-	-	-
Total	-	-	-	-	-	-	-	-	-
06009									
Polling	-	-	-	-	-	-	-	-	-
Absentee	-	-	-	-	-	-	-	-	-
Early Vote	-	-	-	-	-	-	-	-	-
Provisional	-	-	-	-	-	-	-	-	-
Total	-	-	-	-	-	-	-	-	-
06100									
Polling	-	-	-	-	-	-	-	-	-
Absentee	-	-	-	-	-	-	-	-	-
Early Vote	-	-	-	-	-	-	-	-	-
Provisional	-	-	-	-	-	-	-	-	-
Total	-	-	-	-	-	-	-	-	-
06200									
Polling	-	-	-	-	-	-	-	-	-
Absentee	-	-	-	-	-	-	-	-	-
Early Vote	-	-	-	-	-	-	-	-	-
Provisional	-	-	-	-	-	-	-	-	-
Total	-	-	-	-	-	-	-	-	-
06400									
Polling	-	-	-	-	-	-	-	-	-
Absentee	-	-	-	-	-	-	-	-	-
Early Vote	-	-	-	-	-	-	-	-	-
Provisional	-	-	-	-	-	-	-	-	-
Total	-	-	-	-	-	-	-	-	-
06600									
Polling	-	-	-	-	-	-	-	-	-
Absentee	-	-	-	-	-	-	-	-	-
Early Vote	-	-	-	-	-	-	-	-	-
Provisional	-	-	-	-	-	-	-	-	-
Total	-	-	-	-	-	-	-	-	-
06701									

RETRIEVED FROM DEMOCRACYDOCKET.COM

Statement of Votes Cast
Shelby County, TN
State and Federal General Election _Municipal Elections
November 6, 2018
SOVC For Jurisdiction Wide, All Counters, All Races
Official Combined Results

	GERMANTOWN ALDERMAN POST 1					
	Reg. Voters	Times Counted	Total Votes	Scott Sanders	Brian D. White	Write-In Votes
Polling	-	-	-	-	-	-
Absentee	-	-	-	-	-	-
Early Vote	-	-	-	-	-	-
Provisional	-	-	-	-	-	-
Total	-	-	-	-	-	-
06703						
Polling	-	-	-	-	-	-
Absentee	-	-	-	-	-	-
Early Vote	-	-	-	-	-	-
Provisional	-	-	-	-	-	-
Total	-	-	-	-	-	-
06801						
Polling	-	-	-	-	-	-
Absentee	-	-	-	-	-	-
Early Vote	-	-	-	-	-	-
Provisional	-	-	-	-	-	-
Total	-	-	-	-	-	-
06803						
Polling	-	-	-	-	-	-
Absentee	-	-	-	-	-	-
Early Vote	-	-	-	-	-	-
Provisional	-	-	-	-	-	-
Total	-	-	-	-	-	-
06902						
Polling	-	-	-	-	-	-
Absentee	-	-	-	-	-	-
Early Vote	-	-	-	-	-	-
Provisional	-	-	-	-	-	-
Total	-	-	-	-	-	-
07001						
Polling	-	-	-	-	-	-
Absentee	-	-	-	-	-	-
Early Vote	-	-	-	-	-	-
Provisional	-	-	-	-	-	-
Total	-	-	-	-	-	-
07002						
Polling	-	-	-	-	-	-
Absentee	-	-	-	-	-	-
Early Vote	-	-	-	-	-	-
Provisional	-	-	-	-	-	-
Total	-	-	-	-	-	-
07104						
Polling	-	-	-	-	-	-
Absentee	-	-	-	-	-	-
Early Vote	-	-	-	-	-	-
Provisional	-	-	-	-	-	-
Total	-	-	-	-	-	-
07203						
Polling	-	-	-	-	-	-
Absentee	-	-	-	-	-	-
Early Vote	-	-	-	-	-	-
Provisional	-	-	-	-	-	-
Total	-	-	-	-	-	-
07207						
Polling	-	-	-	-	-	-
Absentee	-	-	-	-	-	-
Early Vote	-	-	-	-	-	-
Provisional	-	-	-	-	-	-

RETRIEVED FROM DEMOCRACYDOCKET.COM

Statement of Votes Cast
Shelby County, TN
State and Federal General Election _Municipal Elections
November 6, 2018
SOVC For Jurisdiction Wide, All Counters, All Races
Official Combined Results

	GERMANTOWN ALDERMAN POST 1					
	Reg. Voters	Times Counted	Total Votes	Scott Sanders	Brian D. White	Write-In Votes
Total	-	-	-	-	-	-
07301						
Polling	-	-	-	-	-	-
Absentee	-	-	-	-	-	-
Early Vote	-	-	-	-	-	-
Provisional	-	-	-	-	-	-
Total	-	-	-	-	-	-
07303						
Polling	-	-	-	-	-	-
Absentee	-	-	-	-	-	-
Early Vote	-	-	-	-	-	-
Provisional	-	-	-	-	-	-
Total	-	-	-	-	-	-
07401						
Polling	-	-	-	-	-	-
Absentee	-	-	-	-	-	-
Early Vote	-	-	-	-	-	-
Provisional	-	-	-	-	-	-
Total	-	-	-	-	-	-
07402						
Polling	-	-	-	-	-	-
Absentee	-	-	-	-	-	-
Early Vote	-	-	-	-	-	-
Provisional	-	-	-	-	-	-
Total	-	-	-	-	-	-
07405						
Polling	-	-	-	-	-	-
Absentee	-	-	-	-	-	-
Early Vote	-	-	-	-	-	-
Provisional	-	-	-	-	-	-
Total	-	-	-	-	-	-
07409						
Polling	-	-	-	-	-	-
Absentee	-	-	-	-	-	-
Early Vote	-	-	-	-	-	-
Provisional	-	-	-	-	-	-
Total	-	-	-	-	-	-
07501						
Polling	-	-	-	-	-	-
Absentee	-	-	-	-	-	-
Early Vote	-	-	-	-	-	-
Provisional	-	-	-	-	-	-
Total	-	-	-	-	-	-
07506						
Polling	-	-	-	-	-	-
Absentee	-	-	-	-	-	-
Early Vote	-	-	-	-	-	-
Provisional	-	-	-	-	-	-
Total	-	-	-	-	-	-
07507						
Polling	-	-	-	-	-	-
Absentee	-	-	-	-	-	-
Early Vote	-	-	-	-	-	-
Provisional	-	-	-	-	-	-
Total	-	-	-	-	-	-
07511						
Polling	-	-	-	-	-	-
Absentee	-	-	-	-	-	-

RETRIEVED FROM DEMOCRACYDOCKET.COM

Statement of Votes Cast
Shelby County, TN
State and Federal General Election _Municipal Elections
November 6, 2018
SOVC For Jurisdiction Wide, All Counters, All Races
Official Combined Results

	GERMANTOWN ALDERMAN POST 1					
	Reg. Voters	Times Counted	Total Votes	Scott Sanders	Brian D. White	Write-In Votes
Early Vote	-	-	-	-	-	-
Provisional	-	-	-	-	-	-
Total	-	-	-	-	-	-
07604						
Polling	-	-	-	-	-	-
Absentee	-	-	-	-	-	-
Early Vote	-	-	-	-	-	-
Provisional	-	-	-	-	-	-
Total	-	-	-	-	-	-
07605						
Polling	-	-	-	-	-	-
Absentee	-	-	-	-	-	-
Early Vote	-	-	-	-	-	-
Provisional	-	-	-	-	-	-
Total	-	-	-	-	-	-
07606						
Polling	-	-	-	-	-	-
Absentee	-	-	-	-	-	-
Early Vote	-	-	-	-	-	-
Provisional	-	-	-	-	-	-
Total	-	-	-	-	-	-
07701						
Polling	-	-	-	-	-	-
Absentee	-	-	-	-	-	-
Early Vote	-	-	-	-	-	-
Provisional	-	-	-	-	-	-
Total	-	-	-	-	-	-
07703						
Polling	-	-	-	-	-	-
Absentee	-	-	-	-	-	-
Early Vote	-	-	-	-	-	-
Provisional	-	-	-	-	-	-
Total	-	-	-	-	-	-
07803						
Polling	-	-	-	-	-	-
Absentee	-	-	-	-	-	-
Early Vote	-	-	-	-	-	-
Provisional	-	-	-	-	-	-
Total	-	-	-	-	-	-
07901						
Polling	-	-	-	-	-	-
Absentee	-	-	-	-	-	-
Early Vote	-	-	-	-	-	-
Provisional	-	-	-	-	-	-
Total	-	-	-	-	-	-
07902						
Polling	-	-	-	-	-	-
Absentee	-	-	-	-	-	-
Early Vote	-	-	-	-	-	-
Provisional	-	-	-	-	-	-
Total	-	-	-	-	-	-
07903						
Polling	-	-	-	-	-	-
Absentee	-	-	-	-	-	-
Early Vote	-	-	-	-	-	-
Provisional	-	-	-	-	-	-
Total	-	-	-	-	-	-
07907						

RETRIEVED FROM DEMOCRACYDOCKET.COM

Statement of Votes Cast
Shelby County, TN
State and Federal General Election _Municipal Elections
November 6, 2018
SOVC For Jurisdiction Wide, All Counters, All Races
Official Combined Results

	GERMANTOWN ALDERMAN POST 1					
	Reg. Voters	Times Counted	Total Votes	Scott Sanders	Brian D. White	Write-In Votes
Polling	-	-	-	-	-	-
Absentee	-	-	-	-	-	-
Early Vote	-	-	-	-	-	-
Provisional	-	-	-	-	-	-
Total	-	-	-	-	-	-
08002						
Polling	-	-	-	-	-	-
Absentee	-	-	-	-	-	-
Early Vote	-	-	-	-	-	-
Provisional	-	-	-	-	-	-
Total	-	-	-	-	-	-
08101						
Polling	-	-	-	-	-	-
Absentee	-	-	-	-	-	-
Early Vote	-	-	-	-	-	-
Provisional	-	-	-	-	-	-
Total	-	-	-	-	-	-
08103						
Polling	-	-	-	-	-	-
Absentee	-	-	-	-	-	-
Early Vote	-	-	-	-	-	-
Provisional	-	-	-	-	-	-
Total	-	-	-	-	-	-
08105						
Polling	-	-	-	-	-	-
Absentee	-	-	-	-	-	-
Early Vote	-	-	-	-	-	-
Provisional	-	-	-	-	-	-
Total	-	-	-	-	-	-
08107						
Polling	-	-	-	-	-	-
Absentee	-	-	-	-	-	-
Early Vote	-	-	-	-	-	-
Provisional	-	-	-	-	-	-
Total	-	-	-	-	-	-
08202						
Polling	-	-	-	-	-	-
Absentee	-	-	-	-	-	-
Early Vote	-	-	-	-	-	-
Provisional	-	-	-	-	-	-
Total	-	-	-	-	-	-
08300						
Polling	-	-	-	-	-	-
Absentee	-	-	-	-	-	-
Early Vote	-	-	-	-	-	-
Provisional	-	-	-	-	-	-
Total	-	-	-	-	-	-
08402						
Polling	-	-	-	-	-	-
Absentee	-	-	-	-	-	-
Early Vote	-	-	-	-	-	-
Provisional	-	-	-	-	-	-
Total	-	-	-	-	-	-
08600						
Polling	-	-	-	-	-	-
Absentee	-	-	-	-	-	-
Early Vote	-	-	-	-	-	-
Provisional	-	-	-	-	-	-

RETRIEVED FROM DEMOCRACYDOCKET.COM

Statement of Votes Cast
Shelby County, TN
State and Federal General Election _Municipal Elections
November 6, 2018
SOVC For Jurisdiction Wide, All Counters, All Races
Official Combined Results

	GERMANTOWN ALDERMAN POST 1					
	Reg. Voters	Times Counted	Total Votes	Scott Sanders	Brian D. White	Write-In Votes
Total	-	-	-	-	-	-
08702						
Polling	-	-	-	-	-	-
Absentee	-	-	-	-	-	-
Early Vote	-	-	-	-	-	-
Provisional	-	-	-	-	-	-
Total	-	-	-	-	-	-
08703						
Polling	-	-	-	-	-	-
Absentee	-	-	-	-	-	-
Early Vote	-	-	-	-	-	-
Provisional	-	-	-	-	-	-
Total	-	-	-	-	-	-
08704						
Polling	-	-	-	-	-	-
Absentee	-	-	-	-	-	-
Early Vote	-	-	-	-	-	-
Provisional	-	-	-	-	-	-
Total	-	-	-	-	-	-
08802						
Polling	-	-	-	-	-	-
Absentee	-	-	-	-	-	-
Early Vote	-	-	-	-	-	-
Provisional	-	-	-	-	-	-
Total	-	-	-	-	-	-
08803						
Polling	-	-	-	-	-	-
Absentee	-	-	-	-	-	-
Early Vote	-	-	-	-	-	-
Provisional	-	-	-	-	-	-
Total	-	-	-	-	-	-
08804						
Polling	-	-	-	-	-	-
Absentee	-	-	-	-	-	-
Early Vote	-	-	-	-	-	-
Provisional	-	-	-	-	-	-
Total	-	-	-	-	-	-
08901						
Polling	-	-	-	-	-	-
Absentee	-	-	-	-	-	-
Early Vote	-	-	-	-	-	-
Provisional	-	-	-	-	-	-
Total	-	-	-	-	-	-
08902						
Polling	-	-	-	-	-	-
Absentee	-	-	-	-	-	-
Early Vote	-	-	-	-	-	-
Provisional	-	-	-	-	-	-
Total	-	-	-	-	-	-
09002						
Polling	-	-	-	-	-	-
Absentee	-	-	-	-	-	-
Early Vote	-	-	-	-	-	-
Provisional	-	-	-	-	-	-
Total	-	-	-	-	-	-
09003						
Polling	-	-	-	-	-	-
Absentee	-	-	-	-	-	-

RETRIEVED FROM DEMOCRACYDOCKET.COM

Statement of Votes Cast
Shelby County, TN
State and Federal General Election _Municipal Elections
November 6, 2018
SOVC For Jurisdiction Wide, All Counters, All Races
Official Combined Results

GERMANTOWN ALDERMAN POST 1

	Reg. Voters	Times Counted	Total Votes	Scott Sanders	Brian D. White	Write-In Votes		
Early Vote	-	-	-	-	-	-	-	-
Provisional	-	-	-	-	-	-	-	-
Total	-	-	-	-	-	-	-	-
09101								
Polling	-	-	-	-	-	-	-	-
Absentee	-	-	-	-	-	-	-	-
Early Vote	-	-	-	-	-	-	-	-
Provisional	-	-	-	-	-	-	-	-
Total	-	-	-	-	-	-	-	-
09102								
Polling	-	-	-	-	-	-	-	-
Absentee	-	-	-	-	-	-	-	-
Early Vote	-	-	-	-	-	-	-	-
Provisional	-	-	-	-	-	-	-	-
Total	-	-	-	-	-	-	-	-
09104								
Polling	-	-	-	-	-	-	-	-
Absentee	-	-	-	-	-	-	-	-
Early Vote	-	-	-	-	-	-	-	-
Provisional	-	-	-	-	-	-	-	-
Total	-	-	-	-	-	-	-	-
09201								
Polling	-	-	-	-	-	-	-	-
Absentee	-	-	-	-	-	-	-	-
Early Vote	-	-	-	-	-	-	-	-
Provisional	-	-	-	-	-	-	-	-
Total	-	-	-	-	-	-	-	-
09301								
Polling	-	-	-	-	-	-	-	-
Absentee	-	-	-	-	-	-	-	-
Early Vote	-	-	-	-	-	-	-	-
Provisional	-	-	-	-	-	-	-	-
Total	-	-	-	-	-	-	-	-
09303								
Polling	-	-	-	-	-	-	-	-
Absentee	-	-	-	-	-	-	-	-
Early Vote	-	-	-	-	-	-	-	-
Provisional	-	-	-	-	-	-	-	-
Total	-	-	-	-	-	-	-	-
09403								
Polling	-	-	-	-	-	-	-	-
Absentee	-	-	-	-	-	-	-	-
Early Vote	-	-	-	-	-	-	-	-
Provisional	-	-	-	-	-	-	-	-
Total	-	-	-	-	-	-	-	-
09406								
Polling	-	-	-	-	-	-	-	-
Absentee	-	-	-	-	-	-	-	-
Early Vote	-	-	-	-	-	-	-	-
Provisional	-	-	-	-	-	-	-	-
Total	-	-	-	-	-	-	-	-
09407								
Polling	-	-	-	-	-	-	-	-
Absentee	-	-	-	-	-	-	-	-
Early Vote	-	-	-	-	-	-	-	-
Provisional	-	-	-	-	-	-	-	-
Total	-	-	-	-	-	-	-	-
09408								

RETRIEVED FROM DEMOCRACYDOCKET.COM

Statement of Votes Cast
Shelby County, TN
State and Federal General Election _Municipal Elections
November 6, 2018
SOVC For Jurisdiction Wide, All Counters, All Races
Official Combined Results

	GERMANTOWN ALDERMAN POST 1					
	Reg. Voters	Times Counted	Total Votes	Scott Sanders	Brian D. White	Write-In Votes
Polling	-	-	-	-	-	-
Absentee	-	-	-	-	-	-
Early Vote	-	-	-	-	-	-
Provisional	-	-	-	-	-	-
Total	-	-	-	-	-	-
09501						
Polling	-	-	-	-	-	-
Absentee	-	-	-	-	-	-
Early Vote	-	-	-	-	-	-
Provisional	-	-	-	-	-	-
Total	-	-	-	-	-	-
09505						
Polling	-	-	-	-	-	-
Absentee	-	-	-	-	-	-
Early Vote	-	-	-	-	-	-
Provisional	-	-	-	-	-	-
Total	-	-	-	-	-	-
09506						
Polling	-	-	-	-	-	-
Absentee	-	-	-	-	-	-
Early Vote	-	-	-	-	-	-
Provisional	-	-	-	-	-	-
Total	-	-	-	-	-	-
09507						
Polling	-	-	-	-	-	-
Absentee	-	-	-	-	-	-
Early Vote	-	-	-	-	-	-
Provisional	-	-	-	-	-	-
Total	-	-	-	-	-	-
09508						
Polling	-	-	-	-	-	-
Absentee	-	-	-	-	-	-
Early Vote	-	-	-	-	-	-
Provisional	-	-	-	-	-	-
Total	-	-	-	-	-	-
09601						
Polling	-	-	-	-	-	-
Absentee	-	-	-	-	-	-
Early Vote	-	-	-	-	-	-
Provisional	-	-	-	-	-	-
Total	-	-	-	-	-	-
09602						
Polling	-	-	-	-	-	-
Absentee	-	-	-	-	-	-
Early Vote	-	-	-	-	-	-
Provisional	-	-	-	-	-	-
Total	-	-	-	-	-	-
ARL01						
Polling	-	-	-	-	-	-
Absentee	-	-	-	-	-	-
Early Vote	-	-	-	-	-	-
Provisional	-	-	-	-	-	-
Total	-	-	-	-	-	-
ARL02						
Polling	-	-	-	-	-	-
Absentee	-	-	-	-	-	-
Early Vote	-	-	-	-	-	-
Provisional	-	-	-	-	-	-

RETRIEVED FROM DEMOCRACYDOCKET.COM

Statement of Votes Cast
Shelby County, TN
State and Federal General Election _Municipal Elections
November 6, 2018
SOVC For Jurisdiction Wide, All Counters, All Races
Official Combined Results

	GERMANTOWN ALDERMAN POST 1					
	Reg. Voters	Times Counted	Total Votes	Scott Sanders	Brian D. White	Write-In Votes
Total	-	-	-	-	-	-
BAR03						
Polling	-	-	-	-	-	-
Absentee	-	-	-	-	-	-
Early Vote	-	-	-	-	-	-
Provisional	-	-	-	-	-	-
Total	-	-	-	-	-	-
BAR04						
Polling	-	-	-	-	-	-
Absentee	-	-	-	-	-	-
Early Vote	-	-	-	-	-	-
Provisional	-	-	-	-	-	-
Total	-	-	-	-	-	-
BAR05						
Polling	-	-	-	-	-	-
Absentee	-	-	-	-	-	-
Early Vote	-	-	-	-	-	-
Provisional	-	-	-	-	-	-
Total	-	-	-	-	-	-
BAR06						
Polling	-	-	-	-	-	-
Absentee	-	-	-	-	-	-
Early Vote	-	-	-	-	-	-
Provisional	-	-	-	-	-	-
Total	-	-	-	-	-	-
BAR08						
Polling	-	-	-	-	-	-
Absentee	-	-	-	-	-	-
Early Vote	-	-	-	-	-	-
Provisional	-	-	-	-	-	-
Total	-	-	-	-	-	-
BAR09						
Polling	-	-	-	-	-	-
Absentee	-	-	-	-	-	-
Early Vote	-	-	-	-	-	-
Provisional	-	-	-	-	-	-
Total	-	-	-	-	-	-
BAR11						
Polling	-	-	-	-	-	-
Absentee	-	-	-	-	-	-
Early Vote	-	-	-	-	-	-
Provisional	-	-	-	-	-	-
Total	-	-	-	-	-	-
BAR13						
Polling	-	-	-	-	-	-
Absentee	-	-	-	-	-	-
Early Vote	-	-	-	-	-	-
Provisional	-	-	-	-	-	-
Total	-	-	-	-	-	-
BRU01						
Polling	-	-	-	-	-	-
Absentee	-	-	-	-	-	-
Early Vote	-	-	-	-	-	-
Provisional	-	-	-	-	-	-
Total	-	-	-	-	-	-
BRU02						
Polling	-	-	-	-	-	-
Absentee	-	-	-	-	-	-

RETRIEVED FROM DEMOCRACYDOCKET.COM

Statement of Votes Cast
Shelby County, TN
State and Federal General Election _Municipal Elections
November 6, 2018
SOVC For Jurisdiction Wide, All Counters, All Races
Official Combined Results

	GERMANTOWN ALDERMAN POST 1					
	Reg. Voters	Times Counted	Total Votes	Scott Sanders	Brian D. White	Write-In Votes
Early Vote	-	-	-	-	-	-
Provisional	-	-	-	-	-	-
Total	-	-	-	-	-	-
COL01						
Polling	-	-	-	-	-	-
Absentee	-	-	-	-	-	-
Early Vote	-	-	-	-	-	-
Provisional	-	-	-	-	-	-
Total	-	-	-	-	-	-
COL02						
Polling	-	-	-	-	-	-
Absentee	-	-	-	-	-	-
Early Vote	-	-	-	-	-	-
Provisional	-	-	-	-	-	-
Total	-	-	-	-	-	-
COL03						
Polling	-	-	-	-	-	-
Absentee	-	-	-	-	-	-
Early Vote	-	-	-	-	-	-
Provisional	-	-	-	-	-	-
Total	-	-	-	-	-	-
COL04						
Polling	-	-	-	-	-	-
Absentee	-	-	-	-	-	-
Early Vote	-	-	-	-	-	-
Provisional	-	-	-	-	-	-
Total	-	-	-	-	-	-
COL05						
Polling	-	-	-	-	-	-
Absentee	-	-	-	-	-	-
Early Vote	-	-	-	-	-	-
Provisional	-	-	-	-	-	-
Total	-	-	-	-	-	-
COL06						
Polling	-	-	-	-	-	-
Absentee	-	-	-	-	-	-
Early Vote	-	-	-	-	-	-
Provisional	-	-	-	-	-	-
Total	-	-	-	-	-	-
COL07						
Polling	-	-	-	-	-	-
Absentee	-	-	-	-	-	-
Early Vote	-	-	-	-	-	-
Provisional	-	-	-	-	-	-
Total	-	-	-	-	-	-
COL08						
Polling	-	-	-	-	-	-
Absentee	-	-	-	-	-	-
Early Vote	-	-	-	-	-	-
Provisional	-	-	-	-	-	-
Total	-	-	-	-	-	-
COL09						
Polling	-	-	-	-	-	-
Absentee	-	-	-	-	-	-
Early Vote	-	-	-	-	-	-
Provisional	-	-	-	-	-	-
Total	-	-	-	-	-	-
COR03						

RETRIEVED FROM DEMOCRACYDOCKET.COM

Statement of Votes Cast
Shelby County, TN
State and Federal General Election _Municipal Elections
November 6, 2018
SOVC For Jurisdiction Wide, All Counters, All Races
Official Combined Results

GERMANTOWN ALDERMAN POST 1

	Reg. Voters	Times Counted	Total Votes	Scott Sanders		Brian D. White		Write-In Votes	
Polling	-	-	-	-	-	-	-	-	-
Absentee	-	-	-	-	-	-	-	-	-
Early Vote	-	-	-	-	-	-	-	-	-
Provisional	-	-	-	-	-	-	-	-	-
Total	-	-	-	-	-	-	-	-	-
COR04									
Polling	-	-	-	-	-	-	-	-	-
Absentee	-	-	-	-	-	-	-	-	-
Early Vote	-	-	-	-	-	-	-	-	-
Provisional	-	-	-	-	-	-	-	-	-
Total	-	-	-	-	-	-	-	-	-
COR05									
Polling	-	-	-	-	-	-	-	-	-
Absentee	-	-	-	-	-	-	-	-	-
Early Vote	-	-	-	-	-	-	-	-	-
Provisional	-	-	-	-	-	-	-	-	-
Total	-	-	-	-	-	-	-	-	-
EAD00									
Polling	-	-	-	-	-	-	-	-	-
Absentee	-	-	-	-	-	-	-	-	-
Early Vote	-	-	-	-	-	-	-	-	-
Provisional	-	-	-	-	-	-	-	-	-
Total	-	-	-	-	-	-	-	-	-
FOR01									
Polling	885	137	122	82	67.21%	40	32.79%	0	0.00%
Absentee	885	8	6	5	83.33%	1	16.67%	0	0.00%
Early Vote	885	392	351	258	73.50%	91	25.93%	2	0.57%
Provisional	885	1	1	1	100.00%	0	0.00%	0	0.00%
Total	885	538	480	346	72.08%	132	27.50%	2	0.42%
FOR02									
Polling	-	-	-	-	-	-	-	-	-
Absentee	-	-	-	-	-	-	-	-	-
Early Vote	-	-	-	-	-	-	-	-	-
Provisional	-	-	-	-	-	-	-	-	-
Total	-	-	-	-	-	-	-	-	-
FOR03									
Polling	-	-	-	-	-	-	-	-	-
Absentee	-	-	-	-	-	-	-	-	-
Early Vote	-	-	-	-	-	-	-	-	-
Provisional	-	-	-	-	-	-	-	-	-
Total	-	-	-	-	-	-	-	-	-
GER02									
Polling	4575	769	677	352	51.99%	321	47.42%	4	0.59%
Absentee	4575	80	53	26	49.06%	27	50.94%	0	0.00%
Early Vote	4575	2082	1861	950	51.05%	910	48.90%	1	0.05%
Provisional	4575	5	4	4	100.00%	0	0.00%	0	0.00%
Total	4575	2936	2595	1332	51.33%	1258	48.48%	5	0.19%
GER03									
Polling	3688	743	666	403	60.51%	261	39.19%	2	0.30%
Absentee	3688	96	77	31	40.26%	46	59.74%	0	0.00%
Early Vote	3688	1457	1298	707	54.47%	589	45.38%	2	0.15%
Provisional	3688	4	4	2	50.00%	2	50.00%	0	0.00%
Total	3688	2300	2045	1143	55.89%	898	43.91%	4	0.20%
GER04									
Polling	4840	962	887	477	53.78%	409	46.11%	1	0.11%
Absentee	4840	72	58	29	50.00%	29	50.00%	0	0.00%
Early Vote	4840	2254	2079	1178	56.66%	901	43.34%	0	0.00%
Provisional	4840	6	6	3	50.00%	3	50.00%	0	0.00%

RETRIEVED FROM DEMOCRACYDOCKET.COM

Statement of Votes Cast
Shelby County, TN
State and Federal General Election _Municipal Elections
November 6, 2018
SOVC For Jurisdiction Wide, All Counters, All Races
Official Combined Results

GERMANTOWN ALDERMAN POST 1

	Reg. Voters	Times Counted	Total Votes	Scott Sanders		Brian D. White		Write-In Votes	
Total	4840	3294	3030	1687	55.68%	1342	44.29%	1	0.03%
GER05									
Polling	5127	1006	891	536	60.16%	355	39.84%	0	0.00%
Absentee	5127	72	62	31	50.00%	31	50.00%	0	0.00%
Early Vote	5127	2287	2024	1229	60.72%	794	39.23%	1	0.05%
Provisional	5127	5	4	2	50.00%	2	50.00%	0	0.00%
Total	5127	3370	2981	1798	60.32%	1182	39.65%	1	0.03%
GER06									
Polling	1911	371	337	201	59.64%	134	39.76%	2	0.59%
Absentee	1911	21	15	10	66.67%	4	26.67%	1	6.67%
Early Vote	1911	823	748	419	56.02%	329	43.98%	0	0.00%
Provisional	1911	0	0	0	-	0	-	0	-
Total	1911	1215	1100	630	57.27%	467	42.45%	3	0.27%
GER08									
Polling	2407	519	478	305	63.81%	172	35.98%	1	0.21%
Absentee	2407	28	23	10	43.48%	13	56.52%	0	0.00%
Early Vote	2407	1118	1033	568	54.99%	463	44.82%	2	0.19%
Provisional	2407	2	2	2	100.00%	0	0.00%	0	0.00%
Total	2407	1667	1536	885	57.62%	648	42.19%	3	0.20%
GER10									
Polling	3307	583	519	316	60.89%	203	39.11%	0	0.00%
Absentee	3307	92	61	24	39.34%	37	60.66%	0	0.00%
Early Vote	3307	1633	1503	899	59.81%	601	39.99%	3	0.20%
Provisional	3307	8	7	4	57.14%	3	42.86%	0	0.00%
Total	3307	2316	2090	1243	59.47%	844	40.38%	3	0.14%
GER11									
Polling	3805	646	576	318	55.21%	257	44.62%	1	0.17%
Absentee	3805	53	46	18	39.13%	28	60.87%	0	0.00%
Early Vote	3805	1798	1642	855	52.07%	786	47.87%	1	0.06%
Provisional	3805	6	5	3	60.00%	2	40.00%	0	0.00%
Total	3805	2503	2269	1194	52.62%	1073	47.29%	2	0.09%
GER12									
Polling	1418	255	228	122	53.51%	105	46.05%	1	0.44%
Absentee	1418	21	17	5	29.41%	12	70.59%	0	0.00%
Early Vote	1418	714	653	332	50.84%	318	48.70%	3	0.46%
Provisional	1418	3	2	0	0.00%	2	100.00%	0	0.00%
Total	1418	993	900	459	51.00%	437	48.56%	4	0.44%
LAK01									
Polling	-	-	-	-	-	-	-	-	-
Absentee	-	-	-	-	-	-	-	-	-
Early Vote	-	-	-	-	-	-	-	-	-
Provisional	-	-	-	-	-	-	-	-	-
Total	-	-	-	-	-	-	-	-	-
LAK02									
Polling	-	-	-	-	-	-	-	-	-
Absentee	-	-	-	-	-	-	-	-	-
Early Vote	-	-	-	-	-	-	-	-	-
Provisional	-	-	-	-	-	-	-	-	-
Total	-	-	-	-	-	-	-	-	-
LUC01									
Polling	-	-	-	-	-	-	-	-	-
Absentee	-	-	-	-	-	-	-	-	-
Early Vote	-	-	-	-	-	-	-	-	-
Provisional	-	-	-	-	-	-	-	-	-
Total	-	-	-	-	-	-	-	-	-
LUC03									
Polling	-	-	-	-	-	-	-	-	-
Absentee	-	-	-	-	-	-	-	-	-

RETRIEVED FROM DEMOCRACYDOCKET.COM

Statement of Votes Cast
Shelby County, TN
State and Federal General Election _Municipal Elections
November 6, 2018
SOVC For Jurisdiction Wide, All Counters, All Races
Official Combined Results

	GERMANTOWN ALDERMAN POST 1					
	Reg. Voters	Times Counted	Total Votes	Scott Sanders	Brian D. White	Write-In Votes
Early Vote	-	-	-	-	-	-
Provisional	-	-	-	-	-	-
Total	-	-	-	-	-	-
MCC00						
Polling	-	-	-	-	-	-
Absentee	-	-	-	-	-	-
Early Vote	-	-	-	-	-	-
Provisional	-	-	-	-	-	-
Total	-	-	-	-	-	-
MIL01						
Polling	-	-	-	-	-	-
Absentee	-	-	-	-	-	-
Early Vote	-	-	-	-	-	-
Provisional	-	-	-	-	-	-
Total	-	-	-	-	-	-
MIL02						
Polling	-	-	-	-	-	-
Absentee	-	-	-	-	-	-
Early Vote	-	-	-	-	-	-
Provisional	-	-	-	-	-	-
Total	-	-	-	-	-	-
MOR01						
Polling	-	-	-	-	-	-
Absentee	-	-	-	-	-	-
Early Vote	-	-	-	-	-	-
Provisional	-	-	-	-	-	-
Total	-	-	-	-	-	-
MOR02						
Polling	-	-	-	-	-	-
Absentee	-	-	-	-	-	-
Early Vote	-	-	-	-	-	-
Provisional	-	-	-	-	-	-
Total	-	-	-	-	-	-
ROS05						
Polling	-	-	-	-	-	-
Absentee	-	-	-	-	-	-
Early Vote	-	-	-	-	-	-
Provisional	-	-	-	-	-	-
Total	-	-	-	-	-	-
ROS13						
Polling	-	-	-	-	-	-
Absentee	-	-	-	-	-	-
Early Vote	-	-	-	-	-	-
Provisional	-	-	-	-	-	-
Total	-	-	-	-	-	-
ROS14						
Polling	-	-	-	-	-	-
Absentee	-	-	-	-	-	-
Early Vote	-	-	-	-	-	-
Provisional	-	-	-	-	-	-
Total	-	-	-	-	-	-
ROS15						
Polling	-	-	-	-	-	-
Absentee	-	-	-	-	-	-
Early Vote	-	-	-	-	-	-
Provisional	-	-	-	-	-	-
Total	-	-	-	-	-	-
ROS16						

RETRIEVED FROM DEMOCRACYDOCKET.COM

Statement of Votes Cast
Shelby County, TN
State and Federal General Election _Municipal Elections
November 6, 2018
SOVC For Jurisdiction Wide, All Counters, All Races
Official Combined Results

	GERMANTOWN ALDERMAN POST 1								
	Reg. Voters	Times Counted	Total Votes	Scott Sanders		Brian D. White		Write-In Votes	
Polling	-	-	-	-	-	-	-	-	-
Absentee	-	-	-	-	-	-	-	-	-
Early Vote	-	-	-	-	-	-	-	-	-
Provisional	-	-	-	-	-	-	-	-	-
Total	-	-	-	-	-	-	-	-	-
STE00									
Polling	-	-	-	-	-	-	-	-	-
Absentee	-	-	-	-	-	-	-	-	-
Early Vote	-	-	-	-	-	-	-	-	-
Provisional	-	-	-	-	-	-	-	-	-
Total	-	-	-	-	-	-	-	-	-
Total									
Polling	31963	5991	5381	3112	57.83%	2257	41.94%	12	0.22%
Absentee	31963	543	418	189	45.22%	228	54.55%	1	0.24%
Early Vote	31963	14558	13192	7395	56.06%	5782	43.83%	15	0.11%
Provisional	31963	40	35	21	60.00%	14	40.00%	0	0.00%
Total	31963	21132	19026	10717	56.33%	8281	43.52%	28	0.15%

RETRIEVED FROM DEMOCRACYDOCKET.COM

Statement of Votes Cast
Shelby County, TN
State and Federal General Election _Municipal Elections
November 6, 2018
SOVC For Jurisdiction Wide, All Counters, All Races
Official Combined Results

	GERMANTOWN ALDERMAN POST 2					
	Reg. Voters	Times Counted	Total Votes	Jeff Brown	Mary Anne Gibson	Write-In Votes
Jurisdiction Wide						
00100						
Polling	-	-	-	-	-	-
Absentee	-	-	-	-	-	-
Early Vote	-	-	-	-	-	-
Provisional	-	-	-	-	-	-
Total	-	-	-	-	-	-
00200						
Polling	-	-	-	-	-	-
Absentee	-	-	-	-	-	-
Early Vote	-	-	-	-	-	-
Provisional	-	-	-	-	-	-
Total	-	-	-	-	-	-
01100						
Polling	-	-	-	-	-	-
Absentee	-	-	-	-	-	-
Early Vote	-	-	-	-	-	-
Provisional	-	-	-	-	-	-
Total	-	-	-	-	-	-
01200						
Polling	-	-	-	-	-	-
Absentee	-	-	-	-	-	-
Early Vote	-	-	-	-	-	-
Provisional	-	-	-	-	-	-
Total	-	-	-	-	-	-
01300						
Polling	-	-	-	-	-	-
Absentee	-	-	-	-	-	-
Early Vote	-	-	-	-	-	-
Provisional	-	-	-	-	-	-
Total	-	-	-	-	-	-
01601						
Polling	-	-	-	-	-	-
Absentee	-	-	-	-	-	-
Early Vote	-	-	-	-	-	-
Provisional	-	-	-	-	-	-
Total	-	-	-	-	-	-
01603						
Polling	-	-	-	-	-	-
Absentee	-	-	-	-	-	-
Early Vote	-	-	-	-	-	-
Provisional	-	-	-	-	-	-
Total	-	-	-	-	-	-
01700						
Polling	-	-	-	-	-	-
Absentee	-	-	-	-	-	-
Early Vote	-	-	-	-	-	-
Provisional	-	-	-	-	-	-
Total	-	-	-	-	-	-
02001						
Polling	-	-	-	-	-	-
Absentee	-	-	-	-	-	-
Early Vote	-	-	-	-	-	-
Provisional	-	-	-	-	-	-
Total	-	-	-	-	-	-
02003						
Polling	-	-	-	-	-	-
Absentee	-	-	-	-	-	-

RETRIEVED FROM DEMOCRACYDOCKET.COM

Statement of Votes Cast
Shelby County, TN
State and Federal General Election _Municipal Elections
November 6, 2018
SOVC For Jurisdiction Wide, All Counters, All Races
Official Combined Results

	GERMANTOWN ALDERMAN POST 2					
	Reg. Voters	Times Counted	Total Votes	Jeff Brown	Mary Anne Gibson	Write-In Votes
Early Vote	-	-	-	-	-	-
Provisional	-	-	-	-	-	-
Total	-	-	-	-	-	-
02100						
Polling	-	-	-	-	-	-
Absentee	-	-	-	-	-	-
Early Vote	-	-	-	-	-	-
Provisional	-	-	-	-	-	-
Total	-	-	-	-	-	-
02600						
Polling	-	-	-	-	-	-
Absentee	-	-	-	-	-	-
Early Vote	-	-	-	-	-	-
Provisional	-	-	-	-	-	-
Total	-	-	-	-	-	-
02800						
Polling	-	-	-	-	-	-
Absentee	-	-	-	-	-	-
Early Vote	-	-	-	-	-	-
Provisional	-	-	-	-	-	-
Total	-	-	-	-	-	-
03102						
Polling	-	-	-	-	-	-
Absentee	-	-	-	-	-	-
Early Vote	-	-	-	-	-	-
Provisional	-	-	-	-	-	-
Total	-	-	-	-	-	-
03104						
Polling	-	-	-	-	-	-
Absentee	-	-	-	-	-	-
Early Vote	-	-	-	-	-	-
Provisional	-	-	-	-	-	-
Total	-	-	-	-	-	-
03300						
Polling	-	-	-	-	-	-
Absentee	-	-	-	-	-	-
Early Vote	-	-	-	-	-	-
Provisional	-	-	-	-	-	-
Total	-	-	-	-	-	-
03402						
Polling	-	-	-	-	-	-
Absentee	-	-	-	-	-	-
Early Vote	-	-	-	-	-	-
Provisional	-	-	-	-	-	-
Total	-	-	-	-	-	-
03601						
Polling	-	-	-	-	-	-
Absentee	-	-	-	-	-	-
Early Vote	-	-	-	-	-	-
Provisional	-	-	-	-	-	-
Total	-	-	-	-	-	-
03602						
Polling	-	-	-	-	-	-
Absentee	-	-	-	-	-	-
Early Vote	-	-	-	-	-	-
Provisional	-	-	-	-	-	-
Total	-	-	-	-	-	-
03700						

RETRIEVED FROM DEMOCRACYDOCKET.COM

Statement of Votes Cast
Shelby County, TN
State and Federal General Election _Municipal Elections
November 6, 2018
SOVC For Jurisdiction Wide, All Counters, All Races
Official Combined Results

	GERMANTOWN ALDERMAN POST 2								
	Reg. Voters	Times Counted	Total Votes	Jeff Brown		Mary Anne Gibson		Write-In Votes	
Polling	-	-	-	-	-	-	-	-	-
Absentee	-	-	-	-	-	-	-	-	-
Early Vote	-	-	-	-	-	-	-	-	-
Provisional	-	-	-	-	-	-	-	-	-
Total	-	-	-	-	-	-	-	-	-
04103									
Polling	-	-	-	-	-	-	-	-	-
Absentee	-	-	-	-	-	-	-	-	-
Early Vote	-	-	-	-	-	-	-	-	-
Provisional	-	-	-	-	-	-	-	-	-
Total	-	-	-	-	-	-	-	-	-
04201									
Polling	-	-	-	-	-	-	-	-	-
Absentee	-	-	-	-	-	-	-	-	-
Early Vote	-	-	-	-	-	-	-	-	-
Provisional	-	-	-	-	-	-	-	-	-
Total	-	-	-	-	-	-	-	-	-
04401									
Polling	-	-	-	-	-	-	-	-	-
Absentee	-	-	-	-	-	-	-	-	-
Early Vote	-	-	-	-	-	-	-	-	-
Provisional	-	-	-	-	-	-	-	-	-
Total	-	-	-	-	-	-	-	-	-
04405									
Polling	-	-	-	-	-	-	-	-	-
Absentee	-	-	-	-	-	-	-	-	-
Early Vote	-	-	-	-	-	-	-	-	-
Provisional	-	-	-	-	-	-	-	-	-
Total	-	-	-	-	-	-	-	-	-
04502									
Polling	-	-	-	-	-	-	-	-	-
Absentee	-	-	-	-	-	-	-	-	-
Early Vote	-	-	-	-	-	-	-	-	-
Provisional	-	-	-	-	-	-	-	-	-
Total	-	-	-	-	-	-	-	-	-
04504									
Polling	-	-	-	-	-	-	-	-	-
Absentee	-	-	-	-	-	-	-	-	-
Early Vote	-	-	-	-	-	-	-	-	-
Provisional	-	-	-	-	-	-	-	-	-
Total	-	-	-	-	-	-	-	-	-
04602									
Polling	-	-	-	-	-	-	-	-	-
Absentee	-	-	-	-	-	-	-	-	-
Early Vote	-	-	-	-	-	-	-	-	-
Provisional	-	-	-	-	-	-	-	-	-
Total	-	-	-	-	-	-	-	-	-
04700									
Polling	-	-	-	-	-	-	-	-	-
Absentee	-	-	-	-	-	-	-	-	-
Early Vote	-	-	-	-	-	-	-	-	-
Provisional	-	-	-	-	-	-	-	-	-
Total	-	-	-	-	-	-	-	-	-
04900									
Polling	-	-	-	-	-	-	-	-	-
Absentee	-	-	-	-	-	-	-	-	-
Early Vote	-	-	-	-	-	-	-	-	-
Provisional	-	-	-	-	-	-	-	-	-

RETRIEVED FROM DEMOCRACYDOCKET.COM

Statement of Votes Cast
Shelby County, TN
State and Federal General Election _Municipal Elections
November 6, 2018
SOVC For Jurisdiction Wide, All Counters, All Races
Official Combined Results

	GERMANTOWN ALDERMAN POST 2					
	Reg. Voters	Times Counted	Total Votes	Jeff Brown	Mary Anne Gibson	Write-In Votes
Total	-	-	-	-	-	-
05001						
Polling	-	-	-	-	-	-
Absentee	-	-	-	-	-	-
Early Vote	-	-	-	-	-	-
Provisional	-	-	-	-	-	-
Total	-	-	-	-	-	-
05002						
Polling	-	-	-	-	-	-
Absentee	-	-	-	-	-	-
Early Vote	-	-	-	-	-	-
Provisional	-	-	-	-	-	-
Total	-	-	-	-	-	-
05201						
Polling	-	-	-	-	-	-
Absentee	-	-	-	-	-	-
Early Vote	-	-	-	-	-	-
Provisional	-	-	-	-	-	-
Total	-	-	-	-	-	-
05301						
Polling	-	-	-	-	-	-
Absentee	-	-	-	-	-	-
Early Vote	-	-	-	-	-	-
Provisional	-	-	-	-	-	-
Total	-	-	-	-	-	-
05400						
Polling	-	-	-	-	-	-
Absentee	-	-	-	-	-	-
Early Vote	-	-	-	-	-	-
Provisional	-	-	-	-	-	-
Total	-	-	-	-	-	-
05502						
Polling	-	-	-	-	-	-
Absentee	-	-	-	-	-	-
Early Vote	-	-	-	-	-	-
Provisional	-	-	-	-	-	-
Total	-	-	-	-	-	-
05700						
Polling	-	-	-	-	-	-
Absentee	-	-	-	-	-	-
Early Vote	-	-	-	-	-	-
Provisional	-	-	-	-	-	-
Total	-	-	-	-	-	-
05801						
Polling	-	-	-	-	-	-
Absentee	-	-	-	-	-	-
Early Vote	-	-	-	-	-	-
Provisional	-	-	-	-	-	-
Total	-	-	-	-	-	-
05804						
Polling	-	-	-	-	-	-
Absentee	-	-	-	-	-	-
Early Vote	-	-	-	-	-	-
Provisional	-	-	-	-	-	-
Total	-	-	-	-	-	-
05905						
Polling	-	-	-	-	-	-
Absentee	-	-	-	-	-	-

RETRIEVED FROM DEMOCRACYDOCKET.COM

Statement of Votes Cast
Shelby County, TN
State and Federal General Election _Municipal Elections
November 6, 2018
SOVC For Jurisdiction Wide, All Counters, All Races
Official Combined Results

	GERMANTOWN ALDERMAN POST 2					
	Reg. Voters	Times Counted	Total Votes	Jeff Brown	Mary Anne Gibson	Write-In Votes
Early Vote	-	-	-	-	-	-
Provisional	-	-	-	-	-	-
Total	-	-	-	-	-	-
06003						
Polling	-	-	-	-	-	-
Absentee	-	-	-	-	-	-
Early Vote	-	-	-	-	-	-
Provisional	-	-	-	-	-	-
Total	-	-	-	-	-	-
06005						
Polling	-	-	-	-	-	-
Absentee	-	-	-	-	-	-
Early Vote	-	-	-	-	-	-
Provisional	-	-	-	-	-	-
Total	-	-	-	-	-	-
06006						
Polling	-	-	-	-	-	-
Absentee	-	-	-	-	-	-
Early Vote	-	-	-	-	-	-
Provisional	-	-	-	-	-	-
Total	-	-	-	-	-	-
06007						
Polling	-	-	-	-	-	-
Absentee	-	-	-	-	-	-
Early Vote	-	-	-	-	-	-
Provisional	-	-	-	-	-	-
Total	-	-	-	-	-	-
06009						
Polling	-	-	-	-	-	-
Absentee	-	-	-	-	-	-
Early Vote	-	-	-	-	-	-
Provisional	-	-	-	-	-	-
Total	-	-	-	-	-	-
06100						
Polling	-	-	-	-	-	-
Absentee	-	-	-	-	-	-
Early Vote	-	-	-	-	-	-
Provisional	-	-	-	-	-	-
Total	-	-	-	-	-	-
06200						
Polling	-	-	-	-	-	-
Absentee	-	-	-	-	-	-
Early Vote	-	-	-	-	-	-
Provisional	-	-	-	-	-	-
Total	-	-	-	-	-	-
06400						
Polling	-	-	-	-	-	-
Absentee	-	-	-	-	-	-
Early Vote	-	-	-	-	-	-
Provisional	-	-	-	-	-	-
Total	-	-	-	-	-	-
06600						
Polling	-	-	-	-	-	-
Absentee	-	-	-	-	-	-
Early Vote	-	-	-	-	-	-
Provisional	-	-	-	-	-	-
Total	-	-	-	-	-	-
06701						

RETRIEVED FROM DEMOCRACYDOCKET.COM

Statement of Votes Cast
Shelby County, TN
State and Federal General Election _Municipal Elections
November 6, 2018
SOVC For Jurisdiction Wide, All Counters, All Races
Official Combined Results

	GERMANTOWN ALDERMAN POST 2					
	Reg. Voters	Times Counted	Total Votes	Jeff Brown	Mary Anne Gibson	Write-In Votes
Polling	-	-	-	-	-	-
Absentee	-	-	-	-	-	-
Early Vote	-	-	-	-	-	-
Provisional	-	-	-	-	-	-
Total	-	-	-	-	-	-
06703						
Polling	-	-	-	-	-	-
Absentee	-	-	-	-	-	-
Early Vote	-	-	-	-	-	-
Provisional	-	-	-	-	-	-
Total	-	-	-	-	-	-
06801						
Polling	-	-	-	-	-	-
Absentee	-	-	-	-	-	-
Early Vote	-	-	-	-	-	-
Provisional	-	-	-	-	-	-
Total	-	-	-	-	-	-
06803						
Polling	-	-	-	-	-	-
Absentee	-	-	-	-	-	-
Early Vote	-	-	-	-	-	-
Provisional	-	-	-	-	-	-
Total	-	-	-	-	-	-
06902						
Polling	-	-	-	-	-	-
Absentee	-	-	-	-	-	-
Early Vote	-	-	-	-	-	-
Provisional	-	-	-	-	-	-
Total	-	-	-	-	-	-
07001						
Polling	-	-	-	-	-	-
Absentee	-	-	-	-	-	-
Early Vote	-	-	-	-	-	-
Provisional	-	-	-	-	-	-
Total	-	-	-	-	-	-
07002						
Polling	-	-	-	-	-	-
Absentee	-	-	-	-	-	-
Early Vote	-	-	-	-	-	-
Provisional	-	-	-	-	-	-
Total	-	-	-	-	-	-
07104						
Polling	-	-	-	-	-	-
Absentee	-	-	-	-	-	-
Early Vote	-	-	-	-	-	-
Provisional	-	-	-	-	-	-
Total	-	-	-	-	-	-
07203						
Polling	-	-	-	-	-	-
Absentee	-	-	-	-	-	-
Early Vote	-	-	-	-	-	-
Provisional	-	-	-	-	-	-
Total	-	-	-	-	-	-
07207						
Polling	-	-	-	-	-	-
Absentee	-	-	-	-	-	-
Early Vote	-	-	-	-	-	-
Provisional	-	-	-	-	-	-

RETRIEVED FROM DEMOCRACYDOCKET.COM

Statement of Votes Cast
Shelby County, TN
State and Federal General Election _Municipal Elections
November 6, 2018
SOVC For Jurisdiction Wide, All Counters, All Races
Official Combined Results

GERMANTOWN ALDERMAN POST 2

	Reg. Voters	Times Counted	Total Votes	Jeff Brown	Mary Anne Gibson	Write-In Votes
Total	-	-	-	-	-	-
07301						
Polling	-	-	-	-	-	-
Absentee	-	-	-	-	-	-
Early Vote	-	-	-	-	-	-
Provisional	-	-	-	-	-	-
Total	-	-	-	-	-	-
07303						
Polling	-	-	-	-	-	-
Absentee	-	-	-	-	-	-
Early Vote	-	-	-	-	-	-
Provisional	-	-	-	-	-	-
Total	-	-	-	-	-	-
07401						
Polling	-	-	-	-	-	-
Absentee	-	-	-	-	-	-
Early Vote	-	-	-	-	-	-
Provisional	-	-	-	-	-	-
Total	-	-	-	-	-	-
07402						
Polling	-	-	-	-	-	-
Absentee	-	-	-	-	-	-
Early Vote	-	-	-	-	-	-
Provisional	-	-	-	-	-	-
Total	-	-	-	-	-	-
07405						
Polling	-	-	-	-	-	-
Absentee	-	-	-	-	-	-
Early Vote	-	-	-	-	-	-
Provisional	-	-	-	-	-	-
Total	-	-	-	-	-	-
07409						
Polling	-	-	-	-	-	-
Absentee	-	-	-	-	-	-
Early Vote	-	-	-	-	-	-
Provisional	-	-	-	-	-	-
Total	-	-	-	-	-	-
07501						
Polling	-	-	-	-	-	-
Absentee	-	-	-	-	-	-
Early Vote	-	-	-	-	-	-
Provisional	-	-	-	-	-	-
Total	-	-	-	-	-	-
07506						
Polling	-	-	-	-	-	-
Absentee	-	-	-	-	-	-
Early Vote	-	-	-	-	-	-
Provisional	-	-	-	-	-	-
Total	-	-	-	-	-	-
07507						
Polling	-	-	-	-	-	-
Absentee	-	-	-	-	-	-
Early Vote	-	-	-	-	-	-
Provisional	-	-	-	-	-	-
Total	-	-	-	-	-	-
07511						
Polling	-	-	-	-	-	-
Absentee	-	-	-	-	-	-

RETRIEVED FROM DEMOCRACYDOCKET.COM

Statement of Votes Cast
Shelby County, TN
State and Federal General Election _Municipal Elections
November 6, 2018
SOVC For Jurisdiction Wide, All Counters, All Races
Official Combined Results

	GERMANTOWN ALDERMAN POST 2					
	Reg. Voters	Times Counted	Total Votes	Jeff Brown	Mary Anne Gibson	Write-In Votes
Early Vote	-	-	-	-	-	-
Provisional	-	-	-	-	-	-
Total	-	-	-	-	-	-
07604						
Polling	-	-	-	-	-	-
Absentee	-	-	-	-	-	-
Early Vote	-	-	-	-	-	-
Provisional	-	-	-	-	-	-
Total	-	-	-	-	-	-
07605						
Polling	-	-	-	-	-	-
Absentee	-	-	-	-	-	-
Early Vote	-	-	-	-	-	-
Provisional	-	-	-	-	-	-
Total	-	-	-	-	-	-
07606						
Polling	-	-	-	-	-	-
Absentee	-	-	-	-	-	-
Early Vote	-	-	-	-	-	-
Provisional	-	-	-	-	-	-
Total	-	-	-	-	-	-
07701						
Polling	-	-	-	-	-	-
Absentee	-	-	-	-	-	-
Early Vote	-	-	-	-	-	-
Provisional	-	-	-	-	-	-
Total	-	-	-	-	-	-
07703						
Polling	-	-	-	-	-	-
Absentee	-	-	-	-	-	-
Early Vote	-	-	-	-	-	-
Provisional	-	-	-	-	-	-
Total	-	-	-	-	-	-
07803						
Polling	-	-	-	-	-	-
Absentee	-	-	-	-	-	-
Early Vote	-	-	-	-	-	-
Provisional	-	-	-	-	-	-
Total	-	-	-	-	-	-
07901						
Polling	-	-	-	-	-	-
Absentee	-	-	-	-	-	-
Early Vote	-	-	-	-	-	-
Provisional	-	-	-	-	-	-
Total	-	-	-	-	-	-
07902						
Polling	-	-	-	-	-	-
Absentee	-	-	-	-	-	-
Early Vote	-	-	-	-	-	-
Provisional	-	-	-	-	-	-
Total	-	-	-	-	-	-
07903						
Polling	-	-	-	-	-	-
Absentee	-	-	-	-	-	-
Early Vote	-	-	-	-	-	-
Provisional	-	-	-	-	-	-
Total	-	-	-	-	-	-
07907						

RETRIEVED FROM DEMOCRACYDOCKET.COM

Statement of Votes Cast
Shelby County, TN
State and Federal General Election _Municipal Elections
November 6, 2018
SOVC For Jurisdiction Wide, All Counters, All Races
Official Combined Results

	GERMANTOWN ALDERMAN POST 2					
	Reg. Voters	Times Counted	Total Votes	Jeff Brown	Mary Anne Gibson	Write-In Votes
Polling	-	-	-	-	-	-
Absentee	-	-	-	-	-	-
Early Vote	-	-	-	-	-	-
Provisional	-	-	-	-	-	-
Total	-	-	-	-	-	-
08002						
Polling	-	-	-	-	-	-
Absentee	-	-	-	-	-	-
Early Vote	-	-	-	-	-	-
Provisional	-	-	-	-	-	-
Total	-	-	-	-	-	-
08101						
Polling	-	-	-	-	-	-
Absentee	-	-	-	-	-	-
Early Vote	-	-	-	-	-	-
Provisional	-	-	-	-	-	-
Total	-	-	-	-	-	-
08103						
Polling	-	-	-	-	-	-
Absentee	-	-	-	-	-	-
Early Vote	-	-	-	-	-	-
Provisional	-	-	-	-	-	-
Total	-	-	-	-	-	-
08105						
Polling	-	-	-	-	-	-
Absentee	-	-	-	-	-	-
Early Vote	-	-	-	-	-	-
Provisional	-	-	-	-	-	-
Total	-	-	-	-	-	-
08107						
Polling	-	-	-	-	-	-
Absentee	-	-	-	-	-	-
Early Vote	-	-	-	-	-	-
Provisional	-	-	-	-	-	-
Total	-	-	-	-	-	-
08202						
Polling	-	-	-	-	-	-
Absentee	-	-	-	-	-	-
Early Vote	-	-	-	-	-	-
Provisional	-	-	-	-	-	-
Total	-	-	-	-	-	-
08300						
Polling	-	-	-	-	-	-
Absentee	-	-	-	-	-	-
Early Vote	-	-	-	-	-	-
Provisional	-	-	-	-	-	-
Total	-	-	-	-	-	-
08402						
Polling	-	-	-	-	-	-
Absentee	-	-	-	-	-	-
Early Vote	-	-	-	-	-	-
Provisional	-	-	-	-	-	-
Total	-	-	-	-	-	-
08600						
Polling	-	-	-	-	-	-
Absentee	-	-	-	-	-	-
Early Vote	-	-	-	-	-	-
Provisional	-	-	-	-	-	-

RETRIEVED FROM DEMOCRACYDOCKET.COM

Statement of Votes Cast
Shelby County, TN
State and Federal General Election _Municipal Elections
November 6, 2018
SOVC For Jurisdiction Wide, All Counters, All Races
Official Combined Results

	GERMANTOWN ALDERMAN POST 2					
	Reg. Voters	Times Counted	Total Votes	Jeff Brown	Mary Anne Gibson	Write-In Votes
Total	-	-	-	-	-	-
08702						
Polling	-	-	-	-	-	-
Absentee	-	-	-	-	-	-
Early Vote	-	-	-	-	-	-
Provisional	-	-	-	-	-	-
Total	-	-	-	-	-	-
08703						
Polling	-	-	-	-	-	-
Absentee	-	-	-	-	-	-
Early Vote	-	-	-	-	-	-
Provisional	-	-	-	-	-	-
Total	-	-	-	-	-	-
08704						
Polling	-	-	-	-	-	-
Absentee	-	-	-	-	-	-
Early Vote	-	-	-	-	-	-
Provisional	-	-	-	-	-	-
Total	-	-	-	-	-	-
08802						
Polling	-	-	-	-	-	-
Absentee	-	-	-	-	-	-
Early Vote	-	-	-	-	-	-
Provisional	-	-	-	-	-	-
Total	-	-	-	-	-	-
08803						
Polling	-	-	-	-	-	-
Absentee	-	-	-	-	-	-
Early Vote	-	-	-	-	-	-
Provisional	-	-	-	-	-	-
Total	-	-	-	-	-	-
08804						
Polling	-	-	-	-	-	-
Absentee	-	-	-	-	-	-
Early Vote	-	-	-	-	-	-
Provisional	-	-	-	-	-	-
Total	-	-	-	-	-	-
08901						
Polling	-	-	-	-	-	-
Absentee	-	-	-	-	-	-
Early Vote	-	-	-	-	-	-
Provisional	-	-	-	-	-	-
Total	-	-	-	-	-	-
08902						
Polling	-	-	-	-	-	-
Absentee	-	-	-	-	-	-
Early Vote	-	-	-	-	-	-
Provisional	-	-	-	-	-	-
Total	-	-	-	-	-	-
09002						
Polling	-	-	-	-	-	-
Absentee	-	-	-	-	-	-
Early Vote	-	-	-	-	-	-
Provisional	-	-	-	-	-	-
Total	-	-	-	-	-	-
09003						
Polling	-	-	-	-	-	-
Absentee	-	-	-	-	-	-

RETRIEVED FROM DEMOCRACYDOCKET.COM

Statement of Votes Cast
Shelby County, TN
State and Federal General Election _Municipal Elections
November 6, 2018
SOVC For Jurisdiction Wide, All Counters, All Races
Official Combined Results

GERMANTOWN ALDERMAN POST 2

	Reg. Voters	Times Counted	Total Votes	Jeff Brown	Mary Anne Gibson	Write-In Votes
Early Vote	-	-	-	-	-	-
Provisional	-	-	-	-	-	-
Total	-	-	-	-	-	-
09101						
Polling	-	-	-	-	-	-
Absentee	-	-	-	-	-	-
Early Vote	-	-	-	-	-	-
Provisional	-	-	-	-	-	-
Total	-	-	-	-	-	-
09102						
Polling	-	-	-	-	-	-
Absentee	-	-	-	-	-	-
Early Vote	-	-	-	-	-	-
Provisional	-	-	-	-	-	-
Total	-	-	-	-	-	-
09104						
Polling	-	-	-	-	-	-
Absentee	-	-	-	-	-	-
Early Vote	-	-	-	-	-	-
Provisional	-	-	-	-	-	-
Total	-	-	-	-	-	-
09201						
Polling	-	-	-	-	-	-
Absentee	-	-	-	-	-	-
Early Vote	-	-	-	-	-	-
Provisional	-	-	-	-	-	-
Total	-	-	-	-	-	-
09301						
Polling	-	-	-	-	-	-
Absentee	-	-	-	-	-	-
Early Vote	-	-	-	-	-	-
Provisional	-	-	-	-	-	-
Total	-	-	-	-	-	-
09303						
Polling	-	-	-	-	-	-
Absentee	-	-	-	-	-	-
Early Vote	-	-	-	-	-	-
Provisional	-	-	-	-	-	-
Total	-	-	-	-	-	-
09403						
Polling	-	-	-	-	-	-
Absentee	-	-	-	-	-	-
Early Vote	-	-	-	-	-	-
Provisional	-	-	-	-	-	-
Total	-	-	-	-	-	-
09406						
Polling	-	-	-	-	-	-
Absentee	-	-	-	-	-	-
Early Vote	-	-	-	-	-	-
Provisional	-	-	-	-	-	-
Total	-	-	-	-	-	-
09407						
Polling	-	-	-	-	-	-
Absentee	-	-	-	-	-	-
Early Vote	-	-	-	-	-	-
Provisional	-	-	-	-	-	-
Total	-	-	-	-	-	-
09408						

RETRIEVED FROM DEMOCRACYDOCKET.COM

Statement of Votes Cast
Shelby County, TN
State and Federal General Election _Municipal Elections
November 6, 2018
SOVC For Jurisdiction Wide, All Counters, All Races
Official Combined Results

	GERMANTOWN ALDERMAN POST 2					
	Reg. Voters	Times Counted	Total Votes	Jeff Brown	Mary Anne Gibson	Write-In Votes
Polling	-	-	-	-	-	-
Absentee	-	-	-	-	-	-
Early Vote	-	-	-	-	-	-
Provisional	-	-	-	-	-	-
Total	-	-	-	-	-	-
09501						
Polling	-	-	-	-	-	-
Absentee	-	-	-	-	-	-
Early Vote	-	-	-	-	-	-
Provisional	-	-	-	-	-	-
Total	-	-	-	-	-	-
09505						
Polling	-	-	-	-	-	-
Absentee	-	-	-	-	-	-
Early Vote	-	-	-	-	-	-
Provisional	-	-	-	-	-	-
Total	-	-	-	-	-	-
09506						
Polling	-	-	-	-	-	-
Absentee	-	-	-	-	-	-
Early Vote	-	-	-	-	-	-
Provisional	-	-	-	-	-	-
Total	-	-	-	-	-	-
09507						
Polling	-	-	-	-	-	-
Absentee	-	-	-	-	-	-
Early Vote	-	-	-	-	-	-
Provisional	-	-	-	-	-	-
Total	-	-	-	-	-	-
09508						
Polling	-	-	-	-	-	-
Absentee	-	-	-	-	-	-
Early Vote	-	-	-	-	-	-
Provisional	-	-	-	-	-	-
Total	-	-	-	-	-	-
09601						
Polling	-	-	-	-	-	-
Absentee	-	-	-	-	-	-
Early Vote	-	-	-	-	-	-
Provisional	-	-	-	-	-	-
Total	-	-	-	-	-	-
09602						
Polling	-	-	-	-	-	-
Absentee	-	-	-	-	-	-
Early Vote	-	-	-	-	-	-
Provisional	-	-	-	-	-	-
Total	-	-	-	-	-	-
ARL01						
Polling	-	-	-	-	-	-
Absentee	-	-	-	-	-	-
Early Vote	-	-	-	-	-	-
Provisional	-	-	-	-	-	-
Total	-	-	-	-	-	-
ARL02						
Polling	-	-	-	-	-	-
Absentee	-	-	-	-	-	-
Early Vote	-	-	-	-	-	-
Provisional	-	-	-	-	-	-

RETRIEVED FROM DEMOCRACYDOCKET.COM

Statement of Votes Cast
Shelby County, TN
State and Federal General Election _Municipal Elections
November 6, 2018
SOVC For Jurisdiction Wide, All Counters, All Races
Official Combined Results

	GERMANTOWN ALDERMAN POST 2					
	Reg. Voters	Times Counted	Total Votes	Jeff Brown	Mary Anne Gibson	Write-In Votes
Total	-	-	-	-	-	-
BAR03						
Polling	-	-	-	-	-	-
Absentee	-	-	-	-	-	-
Early Vote	-	-	-	-	-	-
Provisional	-	-	-	-	-	-
Total	-	-	-	-	-	-
BAR04						
Polling	-	-	-	-	-	-
Absentee	-	-	-	-	-	-
Early Vote	-	-	-	-	-	-
Provisional	-	-	-	-	-	-
Total	-	-	-	-	-	-
BAR05						
Polling	-	-	-	-	-	-
Absentee	-	-	-	-	-	-
Early Vote	-	-	-	-	-	-
Provisional	-	-	-	-	-	-
Total	-	-	-	-	-	-
BAR06						
Polling	-	-	-	-	-	-
Absentee	-	-	-	-	-	-
Early Vote	-	-	-	-	-	-
Provisional	-	-	-	-	-	-
Total	-	-	-	-	-	-
BAR08						
Polling	-	-	-	-	-	-
Absentee	-	-	-	-	-	-
Early Vote	-	-	-	-	-	-
Provisional	-	-	-	-	-	-
Total	-	-	-	-	-	-
BAR09						
Polling	-	-	-	-	-	-
Absentee	-	-	-	-	-	-
Early Vote	-	-	-	-	-	-
Provisional	-	-	-	-	-	-
Total	-	-	-	-	-	-
BAR11						
Polling	-	-	-	-	-	-
Absentee	-	-	-	-	-	-
Early Vote	-	-	-	-	-	-
Provisional	-	-	-	-	-	-
Total	-	-	-	-	-	-
BAR13						
Polling	-	-	-	-	-	-
Absentee	-	-	-	-	-	-
Early Vote	-	-	-	-	-	-
Provisional	-	-	-	-	-	-
Total	-	-	-	-	-	-
BRU01						
Polling	-	-	-	-	-	-
Absentee	-	-	-	-	-	-
Early Vote	-	-	-	-	-	-
Provisional	-	-	-	-	-	-
Total	-	-	-	-	-	-
BRU02						
Polling	-	-	-	-	-	-
Absentee	-	-	-	-	-	-

RETRIEVED FROM DEMOCRACYDOCKET.COM

Statement of Votes Cast
Shelby County, TN
State and Federal General Election _Municipal Elections
November 6, 2018
SOVC For Jurisdiction Wide, All Counters, All Races
Official Combined Results

	GERMANTOWN ALDERMAN POST 2					
	Reg. Voters	Times Counted	Total Votes	Jeff Brown	Mary Anne Gibson	Write-In Votes
Early Vote	-	-	-	-	-	-
Provisional	-	-	-	-	-	-
Total	-	-	-	-	-	-
COL01						
Polling	-	-	-	-	-	-
Absentee	-	-	-	-	-	-
Early Vote	-	-	-	-	-	-
Provisional	-	-	-	-	-	-
Total	-	-	-	-	-	-
COL02						
Polling	-	-	-	-	-	-
Absentee	-	-	-	-	-	-
Early Vote	-	-	-	-	-	-
Provisional	-	-	-	-	-	-
Total	-	-	-	-	-	-
COL03						
Polling	-	-	-	-	-	-
Absentee	-	-	-	-	-	-
Early Vote	-	-	-	-	-	-
Provisional	-	-	-	-	-	-
Total	-	-	-	-	-	-
COL04						
Polling	-	-	-	-	-	-
Absentee	-	-	-	-	-	-
Early Vote	-	-	-	-	-	-
Provisional	-	-	-	-	-	-
Total	-	-	-	-	-	-
COL05						
Polling	-	-	-	-	-	-
Absentee	-	-	-	-	-	-
Early Vote	-	-	-	-	-	-
Provisional	-	-	-	-	-	-
Total	-	-	-	-	-	-
COL06						
Polling	-	-	-	-	-	-
Absentee	-	-	-	-	-	-
Early Vote	-	-	-	-	-	-
Provisional	-	-	-	-	-	-
Total	-	-	-	-	-	-
COL07						
Polling	-	-	-	-	-	-
Absentee	-	-	-	-	-	-
Early Vote	-	-	-	-	-	-
Provisional	-	-	-	-	-	-
Total	-	-	-	-	-	-
COL08						
Polling	-	-	-	-	-	-
Absentee	-	-	-	-	-	-
Early Vote	-	-	-	-	-	-
Provisional	-	-	-	-	-	-
Total	-	-	-	-	-	-
COL09						
Polling	-	-	-	-	-	-
Absentee	-	-	-	-	-	-
Early Vote	-	-	-	-	-	-
Provisional	-	-	-	-	-	-
Total	-	-	-	-	-	-
COR03						

RETRIEVED FROM DEMOCRACYDOCKET.COM

Statement of Votes Cast
Shelby County, TN
State and Federal General Election _Municipal Elections
November 6, 2018
SOVC For Jurisdiction Wide, All Counters, All Races
Official Combined Results

GERMANTOWN ALDERMAN POST 2

	Reg. Voters	Times Counted	Total Votes	Jeff Brown		Mary Anne Gibson		Write-In Votes	
Polling	-	-	-	-	-	-	-	-	-
Absentee	-	-	-	-	-	-	-	-	-
Early Vote	-	-	-	-	-	-	-	-	-
Provisional	-	-	-	-	-	-	-	-	-
Total	-	-	-	-	-	-	-	-	-
COR04									
Polling	-	-	-	-	-	-	-	-	-
Absentee	-	-	-	-	-	-	-	-	-
Early Vote	-	-	-	-	-	-	-	-	-
Provisional	-	-	-	-	-	-	-	-	-
Total	-	-	-	-	-	-	-	-	-
COR05									
Polling	-	-	-	-	-	-	-	-	-
Absentee	-	-	-	-	-	-	-	-	-
Early Vote	-	-	-	-	-	-	-	-	-
Provisional	-	-	-	-	-	-	-	-	-
Total	-	-	-	-	-	-	-	-	-
EAD00									
Polling	-	-	-	-	-	-	-	-	-
Absentee	-	-	-	-	-	-	-	-	-
Early Vote	-	-	-	-	-	-	-	-	-
Provisional	-	-	-	-	-	-	-	-	-
Total	-	-	-	-	-	-	-	-	-
FOR01									
Polling	885	137	120	67	55.83%	53	44.17%	0	0.00%
Absentee	885	8	6	5	83.33%	1	16.67%	0	0.00%
Early Vote	885	392	354	234	66.10%	118	33.33%	2	0.56%
Provisional	885	1	1	1	100.00%	0	0.00%	0	0.00%
Total	885	538	481	307	63.83%	172	35.76%	2	0.42%
FOR02									
Polling	-	-	-	-	-	-	-	-	-
Absentee	-	-	-	-	-	-	-	-	-
Early Vote	-	-	-	-	-	-	-	-	-
Provisional	-	-	-	-	-	-	-	-	-
Total	-	-	-	-	-	-	-	-	-
FOR03									
Polling	-	-	-	-	-	-	-	-	-
Absentee	-	-	-	-	-	-	-	-	-
Early Vote	-	-	-	-	-	-	-	-	-
Provisional	-	-	-	-	-	-	-	-	-
Total	-	-	-	-	-	-	-	-	-
GER02									
Polling	4575	769	674	293	43.47%	379	56.23%	2	0.30%
Absentee	4575	80	52	20	38.46%	32	61.54%	0	0.00%
Early Vote	4575	2082	1867	812	43.49%	1052	56.35%	3	0.16%
Provisional	4575	5	4	3	75.00%	0	0.00%	1	25.00%
Total	4575	2936	2597	1128	43.43%	1463	56.33%	6	0.23%
GER03									
Polling	3688	743	654	321	49.08%	331	50.61%	2	0.31%
Absentee	3688	96	80	22	27.50%	58	72.50%	0	0.00%
Early Vote	3688	1457	1292	610	47.21%	682	52.79%	0	0.00%
Provisional	3688	4	3	2	66.67%	1	33.33%	0	0.00%
Total	3688	2300	2029	955	47.07%	1072	52.83%	2	0.10%
GER04									
Polling	4840	962	879	419	47.67%	459	52.22%	1	0.11%
Absentee	4840	72	59	27	45.76%	32	54.24%	0	0.00%
Early Vote	4840	2254	2073	984	47.47%	1088	52.48%	1	0.05%
Provisional	4840	6	6	3	50.00%	3	50.00%	0	0.00%

RETRIEVED FROM DEMOCRACYDOCKET.COM

Statement of Votes Cast
Shelby County, TN
State and Federal General Election _Municipal Elections
November 6, 2018
SOVC For Jurisdiction Wide, All Counters, All Races
Official Combined Results

GERMANTOWN ALDERMAN POST 2

	Reg. Voters	Times Counted	Total Votes	Jeff Brown		Mary Anne Gibson		Write-In Votes	
Total	4840	3294	3017	1433	47.50%	1582	52.44%	2	0.07%
GER05									
Polling	5127	1006	906	470	51.88%	436	48.12%	0	0.00%
Absentee	5127	72	61	17	27.87%	44	72.13%	0	0.00%
Early Vote	5127	2287	2010	994	49.45%	1015	50.50%	1	0.05%
Provisional	5127	5	4	0	0.00%	4	100.00%	0	0.00%
Total	5127	3370	2981	1481	49.68%	1499	50.29%	1	0.03%
GER06									
Polling	1911	371	331	166	50.15%	164	49.55%	1	0.30%
Absentee	1911	21	15	9	60.00%	5	33.33%	1	6.67%
Early Vote	1911	823	747	373	49.93%	374	50.07%	0	0.00%
Provisional	1911	0	0	0	-	0	-	0	-
Total	1911	1215	1093	548	50.14%	543	49.68%	2	0.18%
GER08									
Polling	2407	519	476	248	52.10%	227	47.69%	1	0.21%
Absentee	2407	28	26	12	46.15%	14	53.85%	0	0.00%
Early Vote	2407	1118	1034	476	46.03%	558	53.97%	0	0.00%
Provisional	2407	2	2	2	100.00%	0	0.00%	0	0.00%
Total	2407	1667	1538	738	47.98%	799	51.95%	1	0.07%
GER10									
Polling	3307	583	519	284	54.72%	235	45.28%	0	0.00%
Absentee	3307	92	53	21	39.62%	32	60.38%	0	0.00%
Early Vote	3307	1633	1507	785	52.09%	721	47.84%	1	0.07%
Provisional	3307	8	7	4	57.14%	3	42.86%	0	0.00%
Total	3307	2316	2086	1094	52.44%	991	47.51%	1	0.05%
GER11									
Polling	3805	646	576	294	51.04%	280	48.61%	2	0.35%
Absentee	3805	53	44	12	27.27%	32	72.73%	0	0.00%
Early Vote	3805	1798	1629	763	46.84%	863	52.98%	3	0.18%
Provisional	3805	6	5	1	20.00%	4	80.00%	0	0.00%
Total	3805	2503	2254	1070	47.47%	1179	52.31%	5	0.22%
GER12									
Polling	1418	255	234	104	44.44%	129	55.13%	1	0.43%
Absentee	1418	21	17	4	23.53%	13	76.47%	0	0.00%
Early Vote	1418	714	657	285	43.38%	370	56.32%	2	0.30%
Provisional	1418	3	2	1	50.00%	1	50.00%	0	0.00%
Total	1418	993	910	394	43.30%	513	56.37%	3	0.33%
LAK01									
Polling	-	-	-	-	-	-	-	-	-
Absentee	-	-	-	-	-	-	-	-	-
Early Vote	-	-	-	-	-	-	-	-	-
Provisional	-	-	-	-	-	-	-	-	-
Total	-	-	-	-	-	-	-	-	-
LAK02									
Polling	-	-	-	-	-	-	-	-	-
Absentee	-	-	-	-	-	-	-	-	-
Early Vote	-	-	-	-	-	-	-	-	-
Provisional	-	-	-	-	-	-	-	-	-
Total	-	-	-	-	-	-	-	-	-
LUC01									
Polling	-	-	-	-	-	-	-	-	-
Absentee	-	-	-	-	-	-	-	-	-
Early Vote	-	-	-	-	-	-	-	-	-
Provisional	-	-	-	-	-	-	-	-	-
Total	-	-	-	-	-	-	-	-	-
LUC03									
Polling	-	-	-	-	-	-	-	-	-
Absentee	-	-	-	-	-	-	-	-	-

RETRIEVED FROM DEMOCRACYDOCKET.COM

Statement of Votes Cast
Shelby County, TN
State and Federal General Election _Municipal Elections
November 6, 2018
SOVC For Jurisdiction Wide, All Counters, All Races
Official Combined Results

	GERMANTOWN ALDERMAN POST 2					
	Reg. Voters	Times Counted	Total Votes	Jeff Brown	Mary Anne Gibson	Write-In Votes
Early Vote	-	-	-	-	-	-
Provisional	-	-	-	-	-	-
Total	-	-	-	-	-	-
MCC00						
Polling	-	-	-	-	-	-
Absentee	-	-	-	-	-	-
Early Vote	-	-	-	-	-	-
Provisional	-	-	-	-	-	-
Total	-	-	-	-	-	-
MIL01						
Polling	-	-	-	-	-	-
Absentee	-	-	-	-	-	-
Early Vote	-	-	-	-	-	-
Provisional	-	-	-	-	-	-
Total	-	-	-	-	-	-
MIL02						
Polling	-	-	-	-	-	-
Absentee	-	-	-	-	-	-
Early Vote	-	-	-	-	-	-
Provisional	-	-	-	-	-	-
Total	-	-	-	-	-	-
MOR01						
Polling	-	-	-	-	-	-
Absentee	-	-	-	-	-	-
Early Vote	-	-	-	-	-	-
Provisional	-	-	-	-	-	-
Total	-	-	-	-	-	-
MOR02						
Polling	-	-	-	-	-	-
Absentee	-	-	-	-	-	-
Early Vote	-	-	-	-	-	-
Provisional	-	-	-	-	-	-
Total	-	-	-	-	-	-
ROS05						
Polling	-	-	-	-	-	-
Absentee	-	-	-	-	-	-
Early Vote	-	-	-	-	-	-
Provisional	-	-	-	-	-	-
Total	-	-	-	-	-	-
ROS13						
Polling	-	-	-	-	-	-
Absentee	-	-	-	-	-	-
Early Vote	-	-	-	-	-	-
Provisional	-	-	-	-	-	-
Total	-	-	-	-	-	-
ROS14						
Polling	-	-	-	-	-	-
Absentee	-	-	-	-	-	-
Early Vote	-	-	-	-	-	-
Provisional	-	-	-	-	-	-
Total	-	-	-	-	-	-
ROS15						
Polling	-	-	-	-	-	-
Absentee	-	-	-	-	-	-
Early Vote	-	-	-	-	-	-
Provisional	-	-	-	-	-	-
Total	-	-	-	-	-	-
ROS16						

RETRIEVED FROM DEMOCRACYDOCKET.COM

Statement of Votes Cast
Shelby County, TN
State and Federal General Election _Municipal Elections
November 6, 2018
SOVC For Jurisdiction Wide, All Counters, All Races
Official Combined Results

GERMANTOWN ALDERMAN POST 2

	Reg. Voters	Times Counted	Total Votes	Jeff Brown		Mary Anne Gibson		Write-In Votes	
Polling	-	-	-	-	-	-	-	-	-
Absentee	-	-	-	-	-	-	-	-	-
Early Vote	-	-	-	-	-	-	-	-	-
Provisional	-	-	-	-	-	-	-	-	-
Total	-	-	-	-	-	-	-	-	-
STE00									
Polling	-	-	-	-	-	-	-	-	-
Absentee	-	-	-	-	-	-	-	-	-
Early Vote	-	-	-	-	-	-	-	-	-
Provisional	-	-	-	-	-	-	-	-	-
Total	-	-	-	-	-	-	-	-	-
Total									
Polling	31963	5991	5369	2666	49.66%	2693	50.16%	10	0.19%
Absentee	31963	543	413	149	36.08%	263	63.68%	1	0.24%
Early Vote	31963	14558	13170	6316	47.96%	6841	51.94%	13	0.10%
Provisional	31963	40	34	17	50.00%	16	47.06%	1	2.94%
Total	31963	21132	18986	9148	48.18%	9813	51.69%	25	0.13%

RETRIEVED FROM DEMOCRACYDOCKET.COM

Statement of Votes Cast
Shelby County, TN
State and Federal General Election _Municipal Elections
November 6, 2018
SOVC For Jurisdiction Wide, All Counters, All Races
Official Combined Results

	GERMANTOWN SCH BOARD POST 2					
	Reg. Voters	Times Counted	Total Votes	Brian Curry	Betsy Landers	Write-In Votes
Jurisdiction Wide						
00100						
Polling	-	-	-	-	-	-
Absentee	-	-	-	-	-	-
Early Vote	-	-	-	-	-	-
Provisional	-	-	-	-	-	-
Total	-	-	-	-	-	-
00200						
Polling	-	-	-	-	-	-
Absentee	-	-	-	-	-	-
Early Vote	-	-	-	-	-	-
Provisional	-	-	-	-	-	-
Total	-	-	-	-	-	-
01100						
Polling	-	-	-	-	-	-
Absentee	-	-	-	-	-	-
Early Vote	-	-	-	-	-	-
Provisional	-	-	-	-	-	-
Total	-	-	-	-	-	-
01200						
Polling	-	-	-	-	-	-
Absentee	-	-	-	-	-	-
Early Vote	-	-	-	-	-	-
Provisional	-	-	-	-	-	-
Total	-	-	-	-	-	-
01300						
Polling	-	-	-	-	-	-
Absentee	-	-	-	-	-	-
Early Vote	-	-	-	-	-	-
Provisional	-	-	-	-	-	-
Total	-	-	-	-	-	-
01601						
Polling	-	-	-	-	-	-
Absentee	-	-	-	-	-	-
Early Vote	-	-	-	-	-	-
Provisional	-	-	-	-	-	-
Total	-	-	-	-	-	-
01603						
Polling	-	-	-	-	-	-
Absentee	-	-	-	-	-	-
Early Vote	-	-	-	-	-	-
Provisional	-	-	-	-	-	-
Total	-	-	-	-	-	-
01700						
Polling	-	-	-	-	-	-
Absentee	-	-	-	-	-	-
Early Vote	-	-	-	-	-	-
Provisional	-	-	-	-	-	-
Total	-	-	-	-	-	-
02001						
Polling	-	-	-	-	-	-
Absentee	-	-	-	-	-	-
Early Vote	-	-	-	-	-	-
Provisional	-	-	-	-	-	-
Total	-	-	-	-	-	-
02003						
Polling	-	-	-	-	-	-
Absentee	-	-	-	-	-	-

RETRIEVED FROM DEMOCRACYDOCKET.COM

Statement of Votes Cast
Shelby County, TN
State and Federal General Election _Municipal Elections
November 6, 2018
SOVC For Jurisdiction Wide, All Counters, All Races
Official Combined Results

	GERMANTOWN SCH BOARD POST 2					
	Reg. Voters	Times Counted	Total Votes	Brian Curry	Betsy Landers	Write-In Votes
Early Vote	-	-	-	-	-	-
Provisional	-	-	-	-	-	-
Total	-	-	-	-	-	-
02100						
Polling	-	-	-	-	-	-
Absentee	-	-	-	-	-	-
Early Vote	-	-	-	-	-	-
Provisional	-	-	-	-	-	-
Total	-	-	-	-	-	-
02600						
Polling	-	-	-	-	-	-
Absentee	-	-	-	-	-	-
Early Vote	-	-	-	-	-	-
Provisional	-	-	-	-	-	-
Total	-	-	-	-	-	-
02800						
Polling	-	-	-	-	-	-
Absentee	-	-	-	-	-	-
Early Vote	-	-	-	-	-	-
Provisional	-	-	-	-	-	-
Total	-	-	-	-	-	-
03102						
Polling	-	-	-	-	-	-
Absentee	-	-	-	-	-	-
Early Vote	-	-	-	-	-	-
Provisional	-	-	-	-	-	-
Total	-	-	-	-	-	-
03104						
Polling	-	-	-	-	-	-
Absentee	-	-	-	-	-	-
Early Vote	-	-	-	-	-	-
Provisional	-	-	-	-	-	-
Total	-	-	-	-	-	-
03300						
Polling	-	-	-	-	-	-
Absentee	-	-	-	-	-	-
Early Vote	-	-	-	-	-	-
Provisional	-	-	-	-	-	-
Total	-	-	-	-	-	-
03402						
Polling	-	-	-	-	-	-
Absentee	-	-	-	-	-	-
Early Vote	-	-	-	-	-	-
Provisional	-	-	-	-	-	-
Total	-	-	-	-	-	-
03601						
Polling	-	-	-	-	-	-
Absentee	-	-	-	-	-	-
Early Vote	-	-	-	-	-	-
Provisional	-	-	-	-	-	-
Total	-	-	-	-	-	-
03602						
Polling	-	-	-	-	-	-
Absentee	-	-	-	-	-	-
Early Vote	-	-	-	-	-	-
Provisional	-	-	-	-	-	-
Total	-	-	-	-	-	-
03700						

RETRIEVED FROM DEMOCRACYDOCKET.COM

Statement of Votes Cast
Shelby County, TN
State and Federal General Election _Municipal Elections
November 6, 2018
SOVC For Jurisdiction Wide, All Counters, All Races
Official Combined Results

	GERMANTOWN SCH BOARD POST 2					
	Reg. Voters	Times Counted	Total Votes	Brian Curry	Betsy Landers	Write-In Votes
Polling	-	-	-	-	-	-
Absentee	-	-	-	-	-	-
Early Vote	-	-	-	-	-	-
Provisional	-	-	-	-	-	-
Total	-	-	-	-	-	-
04103						
Polling	-	-	-	-	-	-
Absentee	-	-	-	-	-	-
Early Vote	-	-	-	-	-	-
Provisional	-	-	-	-	-	-
Total	-	-	-	-	-	-
04201						
Polling	-	-	-	-	-	-
Absentee	-	-	-	-	-	-
Early Vote	-	-	-	-	-	-
Provisional	-	-	-	-	-	-
Total	-	-	-	-	-	-
04401						
Polling	-	-	-	-	-	-
Absentee	-	-	-	-	-	-
Early Vote	-	-	-	-	-	-
Provisional	-	-	-	-	-	-
Total	-	-	-	-	-	-
04405						
Polling	-	-	-	-	-	-
Absentee	-	-	-	-	-	-
Early Vote	-	-	-	-	-	-
Provisional	-	-	-	-	-	-
Total	-	-	-	-	-	-
04502						
Polling	-	-	-	-	-	-
Absentee	-	-	-	-	-	-
Early Vote	-	-	-	-	-	-
Provisional	-	-	-	-	-	-
Total	-	-	-	-	-	-
04504						
Polling	-	-	-	-	-	-
Absentee	-	-	-	-	-	-
Early Vote	-	-	-	-	-	-
Provisional	-	-	-	-	-	-
Total	-	-	-	-	-	-
04602						
Polling	-	-	-	-	-	-
Absentee	-	-	-	-	-	-
Early Vote	-	-	-	-	-	-
Provisional	-	-	-	-	-	-
Total	-	-	-	-	-	-
04700						
Polling	-	-	-	-	-	-
Absentee	-	-	-	-	-	-
Early Vote	-	-	-	-	-	-
Provisional	-	-	-	-	-	-
Total	-	-	-	-	-	-
04900						
Polling	-	-	-	-	-	-
Absentee	-	-	-	-	-	-
Early Vote	-	-	-	-	-	-
Provisional	-	-	-	-	-	-

RETRIEVED FROM DEMOCRACYDOCKET.COM

Statement of Votes Cast
Shelby County, TN
State and Federal General Election _Municipal Elections
November 6, 2018
SOVC For Jurisdiction Wide, All Counters, All Races
Official Combined Results

	GERMANTOWN SCH BOARD POST 2					
	Reg. Voters	Times Counted	Total Votes	Brian Curry	Betsy Landers	Write-In Votes
Total	-	-	-	-	-	-
05001						
Polling	-	-	-	-	-	-
Absentee	-	-	-	-	-	-
Early Vote	-	-	-	-	-	-
Provisional	-	-	-	-	-	-
Total	-	-	-	-	-	-
05002						
Polling	-	-	-	-	-	-
Absentee	-	-	-	-	-	-
Early Vote	-	-	-	-	-	-
Provisional	-	-	-	-	-	-
Total	-	-	-	-	-	-
05201						
Polling	-	-	-	-	-	-
Absentee	-	-	-	-	-	-
Early Vote	-	-	-	-	-	-
Provisional	-	-	-	-	-	-
Total	-	-	-	-	-	-
05301						
Polling	-	-	-	-	-	-
Absentee	-	-	-	-	-	-
Early Vote	-	-	-	-	-	-
Provisional	-	-	-	-	-	-
Total	-	-	-	-	-	-
05400						
Polling	-	-	-	-	-	-
Absentee	-	-	-	-	-	-
Early Vote	-	-	-	-	-	-
Provisional	-	-	-	-	-	-
Total	-	-	-	-	-	-
05502						
Polling	-	-	-	-	-	-
Absentee	-	-	-	-	-	-
Early Vote	-	-	-	-	-	-
Provisional	-	-	-	-	-	-
Total	-	-	-	-	-	-
05700						
Polling	-	-	-	-	-	-
Absentee	-	-	-	-	-	-
Early Vote	-	-	-	-	-	-
Provisional	-	-	-	-	-	-
Total	-	-	-	-	-	-
05801						
Polling	-	-	-	-	-	-
Absentee	-	-	-	-	-	-
Early Vote	-	-	-	-	-	-
Provisional	-	-	-	-	-	-
Total	-	-	-	-	-	-
05804						
Polling	-	-	-	-	-	-
Absentee	-	-	-	-	-	-
Early Vote	-	-	-	-	-	-
Provisional	-	-	-	-	-	-
Total	-	-	-	-	-	-
05905						
Polling	-	-	-	-	-	-
Absentee	-	-	-	-	-	-

RETRIEVED FROM DEMOCRACYDOCKET.COM

Statement of Votes Cast
Shelby County, TN
State and Federal General Election _Municipal Elections
November 6, 2018
SOVC For Jurisdiction Wide, All Counters, All Races
Official Combined Results

	GERMANTOWN SCH BOARD POST 2					
	Reg. Voters	Times Counted	Total Votes	Brian Curry	Betsy Landers	Write-In Votes
Early Vote	-	-	-	-	-	-
Provisional	-	-	-	-	-	-
Total	-	-	-	-	-	-
06003						
Polling	-	-	-	-	-	-
Absentee	-	-	-	-	-	-
Early Vote	-	-	-	-	-	-
Provisional	-	-	-	-	-	-
Total	-	-	-	-	-	-
06005						
Polling	-	-	-	-	-	-
Absentee	-	-	-	-	-	-
Early Vote	-	-	-	-	-	-
Provisional	-	-	-	-	-	-
Total	-	-	-	-	-	-
06006						
Polling	-	-	-	-	-	-
Absentee	-	-	-	-	-	-
Early Vote	-	-	-	-	-	-
Provisional	-	-	-	-	-	-
Total	-	-	-	-	-	-
06007						
Polling	-	-	-	-	-	-
Absentee	-	-	-	-	-	-
Early Vote	-	-	-	-	-	-
Provisional	-	-	-	-	-	-
Total	-	-	-	-	-	-
06009						
Polling	-	-	-	-	-	-
Absentee	-	-	-	-	-	-
Early Vote	-	-	-	-	-	-
Provisional	-	-	-	-	-	-
Total	-	-	-	-	-	-
06100						
Polling	-	-	-	-	-	-
Absentee	-	-	-	-	-	-
Early Vote	-	-	-	-	-	-
Provisional	-	-	-	-	-	-
Total	-	-	-	-	-	-
06200						
Polling	-	-	-	-	-	-
Absentee	-	-	-	-	-	-
Early Vote	-	-	-	-	-	-
Provisional	-	-	-	-	-	-
Total	-	-	-	-	-	-
06400						
Polling	-	-	-	-	-	-
Absentee	-	-	-	-	-	-
Early Vote	-	-	-	-	-	-
Provisional	-	-	-	-	-	-
Total	-	-	-	-	-	-
06600						
Polling	-	-	-	-	-	-
Absentee	-	-	-	-	-	-
Early Vote	-	-	-	-	-	-
Provisional	-	-	-	-	-	-
Total	-	-	-	-	-	-
06701						

RETRIEVED FROM DEMOCRACYDOCKET.COM

Statement of Votes Cast
Shelby County, TN
State and Federal General Election _Municipal Elections
November 6, 2018
SOVC For Jurisdiction Wide, All Counters, All Races
Official Combined Results

	GERMANTOWN SCH BOARD POST 2					
	Reg. Voters	Times Counted	Total Votes	Brian Curry	Betsy Landers	Write-In Votes
Polling	-	-	-	-	-	-
Absentee	-	-	-	-	-	-
Early Vote	-	-	-	-	-	-
Provisional	-	-	-	-	-	-
Total	-	-	-	-	-	-
06703						
Polling	-	-	-	-	-	-
Absentee	-	-	-	-	-	-
Early Vote	-	-	-	-	-	-
Provisional	-	-	-	-	-	-
Total	-	-	-	-	-	-
06801						
Polling	-	-	-	-	-	-
Absentee	-	-	-	-	-	-
Early Vote	-	-	-	-	-	-
Provisional	-	-	-	-	-	-
Total	-	-	-	-	-	-
06803						
Polling	-	-	-	-	-	-
Absentee	-	-	-	-	-	-
Early Vote	-	-	-	-	-	-
Provisional	-	-	-	-	-	-
Total	-	-	-	-	-	-
06902						
Polling	-	-	-	-	-	-
Absentee	-	-	-	-	-	-
Early Vote	-	-	-	-	-	-
Provisional	-	-	-	-	-	-
Total	-	-	-	-	-	-
07001						
Polling	-	-	-	-	-	-
Absentee	-	-	-	-	-	-
Early Vote	-	-	-	-	-	-
Provisional	-	-	-	-	-	-
Total	-	-	-	-	-	-
07002						
Polling	-	-	-	-	-	-
Absentee	-	-	-	-	-	-
Early Vote	-	-	-	-	-	-
Provisional	-	-	-	-	-	-
Total	-	-	-	-	-	-
07104						
Polling	-	-	-	-	-	-
Absentee	-	-	-	-	-	-
Early Vote	-	-	-	-	-	-
Provisional	-	-	-	-	-	-
Total	-	-	-	-	-	-
07203						
Polling	-	-	-	-	-	-
Absentee	-	-	-	-	-	-
Early Vote	-	-	-	-	-	-
Provisional	-	-	-	-	-	-
Total	-	-	-	-	-	-
07207						
Polling	-	-	-	-	-	-
Absentee	-	-	-	-	-	-
Early Vote	-	-	-	-	-	-
Provisional	-	-	-	-	-	-

RETRIEVED FROM DEMOCRACYDOCKET.COM

Statement of Votes Cast
Shelby County, TN
State and Federal General Election _Municipal Elections
November 6, 2018
SOVC For Jurisdiction Wide, All Counters, All Races
Official Combined Results

	GERMANTOWN SCH BOARD POST 2					
	Reg. Voters	Times Counted	Total Votes	Brian Curry	Betsy Landers	Write-In Votes
Total	-	-	-	-	-	-
07301						
Polling	-	-	-	-	-	-
Absentee	-	-	-	-	-	-
Early Vote	-	-	-	-	-	-
Provisional	-	-	-	-	-	-
Total	-	-	-	-	-	-
07303						
Polling	-	-	-	-	-	-
Absentee	-	-	-	-	-	-
Early Vote	-	-	-	-	-	-
Provisional	-	-	-	-	-	-
Total	-	-	-	-	-	-
07401						
Polling	-	-	-	-	-	-
Absentee	-	-	-	-	-	-
Early Vote	-	-	-	-	-	-
Provisional	-	-	-	-	-	-
Total	-	-	-	-	-	-
07402						
Polling	-	-	-	-	-	-
Absentee	-	-	-	-	-	-
Early Vote	-	-	-	-	-	-
Provisional	-	-	-	-	-	-
Total	-	-	-	-	-	-
07405						
Polling	-	-	-	-	-	-
Absentee	-	-	-	-	-	-
Early Vote	-	-	-	-	-	-
Provisional	-	-	-	-	-	-
Total	-	-	-	-	-	-
07409						
Polling	-	-	-	-	-	-
Absentee	-	-	-	-	-	-
Early Vote	-	-	-	-	-	-
Provisional	-	-	-	-	-	-
Total	-	-	-	-	-	-
07501						
Polling	-	-	-	-	-	-
Absentee	-	-	-	-	-	-
Early Vote	-	-	-	-	-	-
Provisional	-	-	-	-	-	-
Total	-	-	-	-	-	-
07506						
Polling	-	-	-	-	-	-
Absentee	-	-	-	-	-	-
Early Vote	-	-	-	-	-	-
Provisional	-	-	-	-	-	-
Total	-	-	-	-	-	-
07507						
Polling	-	-	-	-	-	-
Absentee	-	-	-	-	-	-
Early Vote	-	-	-	-	-	-
Provisional	-	-	-	-	-	-
Total	-	-	-	-	-	-
07511						
Polling	-	-	-	-	-	-
Absentee	-	-	-	-	-	-

RETRIEVED FROM DEMOCRACYDOCKET.COM

Statement of Votes Cast
Shelby County, TN
State and Federal General Election _Municipal Elections
November 6, 2018
SOVC For Jurisdiction Wide, All Counters, All Races
Official Combined Results

	GERMANTOWN SCH BOARD POST 2					
	Reg. Voters	Times Counted	Total Votes	Brian Curry	Betsy Landers	Write-In Votes
Early Vote	-	-	-	-	-	-
Provisional	-	-	-	-	-	-
Total	-	-	-	-	-	-
07604						
Polling	-	-	-	-	-	-
Absentee	-	-	-	-	-	-
Early Vote	-	-	-	-	-	-
Provisional	-	-	-	-	-	-
Total	-	-	-	-	-	-
07605						
Polling	-	-	-	-	-	-
Absentee	-	-	-	-	-	-
Early Vote	-	-	-	-	-	-
Provisional	-	-	-	-	-	-
Total	-	-	-	-	-	-
07606						
Polling	-	-	-	-	-	-
Absentee	-	-	-	-	-	-
Early Vote	-	-	-	-	-	-
Provisional	-	-	-	-	-	-
Total	-	-	-	-	-	-
07701						
Polling	-	-	-	-	-	-
Absentee	-	-	-	-	-	-
Early Vote	-	-	-	-	-	-
Provisional	-	-	-	-	-	-
Total	-	-	-	-	-	-
07703						
Polling	-	-	-	-	-	-
Absentee	-	-	-	-	-	-
Early Vote	-	-	-	-	-	-
Provisional	-	-	-	-	-	-
Total	-	-	-	-	-	-
07803						
Polling	-	-	-	-	-	-
Absentee	-	-	-	-	-	-
Early Vote	-	-	-	-	-	-
Provisional	-	-	-	-	-	-
Total	-	-	-	-	-	-
07901						
Polling	-	-	-	-	-	-
Absentee	-	-	-	-	-	-
Early Vote	-	-	-	-	-	-
Provisional	-	-	-	-	-	-
Total	-	-	-	-	-	-
07902						
Polling	-	-	-	-	-	-
Absentee	-	-	-	-	-	-
Early Vote	-	-	-	-	-	-
Provisional	-	-	-	-	-	-
Total	-	-	-	-	-	-
07903						
Polling	-	-	-	-	-	-
Absentee	-	-	-	-	-	-
Early Vote	-	-	-	-	-	-
Provisional	-	-	-	-	-	-
Total	-	-	-	-	-	-
07907						

RETRIEVED FROM DEMOCRACYDOCKET.COM

Statement of Votes Cast
Shelby County, TN
State and Federal General Election _Municipal Elections
November 6, 2018
SOVC For Jurisdiction Wide, All Counters, All Races
Official Combined Results

	GERMANTOWN SCH BOARD POST 2					
	Reg. Voters	Times Counted	Total Votes	Brian Curry	Betsy Landers	Write-In Votes
Polling	-	-	-	-	-	-
Absentee	-	-	-	-	-	-
Early Vote	-	-	-	-	-	-
Provisional	-	-	-	-	-	-
Total	-	-	-	-	-	-
08002						
Polling	-	-	-	-	-	-
Absentee	-	-	-	-	-	-
Early Vote	-	-	-	-	-	-
Provisional	-	-	-	-	-	-
Total	-	-	-	-	-	-
08101						
Polling	-	-	-	-	-	-
Absentee	-	-	-	-	-	-
Early Vote	-	-	-	-	-	-
Provisional	-	-	-	-	-	-
Total	-	-	-	-	-	-
08103						
Polling	-	-	-	-	-	-
Absentee	-	-	-	-	-	-
Early Vote	-	-	-	-	-	-
Provisional	-	-	-	-	-	-
Total	-	-	-	-	-	-
08105						
Polling	-	-	-	-	-	-
Absentee	-	-	-	-	-	-
Early Vote	-	-	-	-	-	-
Provisional	-	-	-	-	-	-
Total	-	-	-	-	-	-
08107						
Polling	-	-	-	-	-	-
Absentee	-	-	-	-	-	-
Early Vote	-	-	-	-	-	-
Provisional	-	-	-	-	-	-
Total	-	-	-	-	-	-
08202						
Polling	-	-	-	-	-	-
Absentee	-	-	-	-	-	-
Early Vote	-	-	-	-	-	-
Provisional	-	-	-	-	-	-
Total	-	-	-	-	-	-
08300						
Polling	-	-	-	-	-	-
Absentee	-	-	-	-	-	-
Early Vote	-	-	-	-	-	-
Provisional	-	-	-	-	-	-
Total	-	-	-	-	-	-
08402						
Polling	-	-	-	-	-	-
Absentee	-	-	-	-	-	-
Early Vote	-	-	-	-	-	-
Provisional	-	-	-	-	-	-
Total	-	-	-	-	-	-
08600						
Polling	-	-	-	-	-	-
Absentee	-	-	-	-	-	-
Early Vote	-	-	-	-	-	-
Provisional	-	-	-	-	-	-

RETRIEVED FROM DEMOCRACYDOCKET.COM

Statement of Votes Cast
Shelby County, TN
State and Federal General Election _Municipal Elections
November 6, 2018
SOVC For Jurisdiction Wide, All Counters, All Races
Official Combined Results

	GERMANTOWN SCH BOARD POST 2					
	Reg. Voters	Times Counted	Total Votes	Brian Curry	Betsy Landers	Write-In Votes
Total	-	-	-	-	-	-
08702						
Polling	-	-	-	-	-	-
Absentee	-	-	-	-	-	-
Early Vote	-	-	-	-	-	-
Provisional	-	-	-	-	-	-
Total	-	-	-	-	-	-
08703						
Polling	-	-	-	-	-	-
Absentee	-	-	-	-	-	-
Early Vote	-	-	-	-	-	-
Provisional	-	-	-	-	-	-
Total	-	-	-	-	-	-
08704						
Polling	-	-	-	-	-	-
Absentee	-	-	-	-	-	-
Early Vote	-	-	-	-	-	-
Provisional	-	-	-	-	-	-
Total	-	-	-	-	-	-
08802						
Polling	-	-	-	-	-	-
Absentee	-	-	-	-	-	-
Early Vote	-	-	-	-	-	-
Provisional	-	-	-	-	-	-
Total	-	-	-	-	-	-
08803						
Polling	-	-	-	-	-	-
Absentee	-	-	-	-	-	-
Early Vote	-	-	-	-	-	-
Provisional	-	-	-	-	-	-
Total	-	-	-	-	-	-
08804						
Polling	-	-	-	-	-	-
Absentee	-	-	-	-	-	-
Early Vote	-	-	-	-	-	-
Provisional	-	-	-	-	-	-
Total	-	-	-	-	-	-
08901						
Polling	-	-	-	-	-	-
Absentee	-	-	-	-	-	-
Early Vote	-	-	-	-	-	-
Provisional	-	-	-	-	-	-
Total	-	-	-	-	-	-
08902						
Polling	-	-	-	-	-	-
Absentee	-	-	-	-	-	-
Early Vote	-	-	-	-	-	-
Provisional	-	-	-	-	-	-
Total	-	-	-	-	-	-
09002						
Polling	-	-	-	-	-	-
Absentee	-	-	-	-	-	-
Early Vote	-	-	-	-	-	-
Provisional	-	-	-	-	-	-
Total	-	-	-	-	-	-
09003						
Polling	-	-	-	-	-	-
Absentee	-	-	-	-	-	-

RETRIEVED FROM DEMOCRACYDOCKET.COM

Statement of Votes Cast
Shelby County, TN
State and Federal General Election _Municipal Elections
November 6, 2018
SOVC For Jurisdiction Wide, All Counters, All Races
Official Combined Results

	GERMANTOWN SCH BOARD POST 2					
	Reg. Voters	Times Counted	Total Votes	Brian Curry	Betsy Landers	Write-In Votes
Early Vote	-	-	-	-	-	-
Provisional	-	-	-	-	-	-
Total	-	-	-	-	-	-
09101						
Polling	-	-	-	-	-	-
Absentee	-	-	-	-	-	-
Early Vote	-	-	-	-	-	-
Provisional	-	-	-	-	-	-
Total	-	-	-	-	-	-
09102						
Polling	-	-	-	-	-	-
Absentee	-	-	-	-	-	-
Early Vote	-	-	-	-	-	-
Provisional	-	-	-	-	-	-
Total	-	-	-	-	-	-
09104						
Polling	-	-	-	-	-	-
Absentee	-	-	-	-	-	-
Early Vote	-	-	-	-	-	-
Provisional	-	-	-	-	-	-
Total	-	-	-	-	-	-
09201						
Polling	-	-	-	-	-	-
Absentee	-	-	-	-	-	-
Early Vote	-	-	-	-	-	-
Provisional	-	-	-	-	-	-
Total	-	-	-	-	-	-
09301						
Polling	-	-	-	-	-	-
Absentee	-	-	-	-	-	-
Early Vote	-	-	-	-	-	-
Provisional	-	-	-	-	-	-
Total	-	-	-	-	-	-
09303						
Polling	-	-	-	-	-	-
Absentee	-	-	-	-	-	-
Early Vote	-	-	-	-	-	-
Provisional	-	-	-	-	-	-
Total	-	-	-	-	-	-
09403						
Polling	-	-	-	-	-	-
Absentee	-	-	-	-	-	-
Early Vote	-	-	-	-	-	-
Provisional	-	-	-	-	-	-
Total	-	-	-	-	-	-
09406						
Polling	-	-	-	-	-	-
Absentee	-	-	-	-	-	-
Early Vote	-	-	-	-	-	-
Provisional	-	-	-	-	-	-
Total	-	-	-	-	-	-
09407						
Polling	-	-	-	-	-	-
Absentee	-	-	-	-	-	-
Early Vote	-	-	-	-	-	-
Provisional	-	-	-	-	-	-
Total	-	-	-	-	-	-
09408						

RETRIEVED FROM DEMOCRACYDOCKET.COM

Statement of Votes Cast
Shelby County, TN
State and Federal General Election _Municipal Elections
November 6, 2018
SOVC For Jurisdiction Wide, All Counters, All Races
Official Combined Results

	GERMANTOWN SCH BOARD POST 2					
	Reg. Voters	Times Counted	Total Votes	Brian Curry	Betsy Landers	Write-In Votes
Polling	-	-	-	-	-	-
Absentee	-	-	-	-	-	-
Early Vote	-	-	-	-	-	-
Provisional	-	-	-	-	-	-
Total	-	-	-	-	-	-
09501						
Polling	-	-	-	-	-	-
Absentee	-	-	-	-	-	-
Early Vote	-	-	-	-	-	-
Provisional	-	-	-	-	-	-
Total	-	-	-	-	-	-
09505						
Polling	-	-	-	-	-	-
Absentee	-	-	-	-	-	-
Early Vote	-	-	-	-	-	-
Provisional	-	-	-	-	-	-
Total	-	-	-	-	-	-
09506						
Polling	-	-	-	-	-	-
Absentee	-	-	-	-	-	-
Early Vote	-	-	-	-	-	-
Provisional	-	-	-	-	-	-
Total	-	-	-	-	-	-
09507						
Polling	-	-	-	-	-	-
Absentee	-	-	-	-	-	-
Early Vote	-	-	-	-	-	-
Provisional	-	-	-	-	-	-
Total	-	-	-	-	-	-
09508						
Polling	-	-	-	-	-	-
Absentee	-	-	-	-	-	-
Early Vote	-	-	-	-	-	-
Provisional	-	-	-	-	-	-
Total	-	-	-	-	-	-
09601						
Polling	-	-	-	-	-	-
Absentee	-	-	-	-	-	-
Early Vote	-	-	-	-	-	-
Provisional	-	-	-	-	-	-
Total	-	-	-	-	-	-
09602						
Polling	-	-	-	-	-	-
Absentee	-	-	-	-	-	-
Early Vote	-	-	-	-	-	-
Provisional	-	-	-	-	-	-
Total	-	-	-	-	-	-
ARL01						
Polling	-	-	-	-	-	-
Absentee	-	-	-	-	-	-
Early Vote	-	-	-	-	-	-
Provisional	-	-	-	-	-	-
Total	-	-	-	-	-	-
ARL02						
Polling	-	-	-	-	-	-
Absentee	-	-	-	-	-	-
Early Vote	-	-	-	-	-	-
Provisional	-	-	-	-	-	-

RETRIEVED FROM DEMOCRACYDOCKET.COM

Statement of Votes Cast
Shelby County, TN
State and Federal General Election _Municipal Elections
November 6, 2018
SOVC For Jurisdiction Wide, All Counters, All Races
Official Combined Results

	GERMANTOWN SCH BOARD POST 2					
	Reg. Voters	Times Counted	Total Votes	Brian Curry	Betsy Landers	Write-In Votes
Total	-	-	-	-	-	-
BAR03						
Polling	-	-	-	-	-	-
Absentee	-	-	-	-	-	-
Early Vote	-	-	-	-	-	-
Provisional	-	-	-	-	-	-
Total	-	-	-	-	-	-
BAR04						
Polling	-	-	-	-	-	-
Absentee	-	-	-	-	-	-
Early Vote	-	-	-	-	-	-
Provisional	-	-	-	-	-	-
Total	-	-	-	-	-	-
BAR05						
Polling	-	-	-	-	-	-
Absentee	-	-	-	-	-	-
Early Vote	-	-	-	-	-	-
Provisional	-	-	-	-	-	-
Total	-	-	-	-	-	-
BAR06						
Polling	-	-	-	-	-	-
Absentee	-	-	-	-	-	-
Early Vote	-	-	-	-	-	-
Provisional	-	-	-	-	-	-
Total	-	-	-	-	-	-
BAR08						
Polling	-	-	-	-	-	-
Absentee	-	-	-	-	-	-
Early Vote	-	-	-	-	-	-
Provisional	-	-	-	-	-	-
Total	-	-	-	-	-	-
BAR09						
Polling	-	-	-	-	-	-
Absentee	-	-	-	-	-	-
Early Vote	-	-	-	-	-	-
Provisional	-	-	-	-	-	-
Total	-	-	-	-	-	-
BAR11						
Polling	-	-	-	-	-	-
Absentee	-	-	-	-	-	-
Early Vote	-	-	-	-	-	-
Provisional	-	-	-	-	-	-
Total	-	-	-	-	-	-
BAR13						
Polling	-	-	-	-	-	-
Absentee	-	-	-	-	-	-
Early Vote	-	-	-	-	-	-
Provisional	-	-	-	-	-	-
Total	-	-	-	-	-	-
BRU01						
Polling	-	-	-	-	-	-
Absentee	-	-	-	-	-	-
Early Vote	-	-	-	-	-	-
Provisional	-	-	-	-	-	-
Total	-	-	-	-	-	-
BRU02						
Polling	-	-	-	-	-	-
Absentee	-	-	-	-	-	-

RETRIEVED FROM DEMOCRACYDOCKET.COM

Statement of Votes Cast
Shelby County, TN
State and Federal General Election _Municipal Elections
November 6, 2018
SOVC For Jurisdiction Wide, All Counters, All Races
Official Combined Results

	GERMANTOWN SCH BOARD POST 2					
	Reg. Voters	Times Counted	Total Votes	Brian Curry	Betsy Landers	Write-In Votes
Early Vote	-	-	-	-	-	-
Provisional	-	-	-	-	-	-
Total	-	-	-	-	-	-
COL01						
Polling	-	-	-	-	-	-
Absentee	-	-	-	-	-	-
Early Vote	-	-	-	-	-	-
Provisional	-	-	-	-	-	-
Total	-	-	-	-	-	-
COL02						
Polling	-	-	-	-	-	-
Absentee	-	-	-	-	-	-
Early Vote	-	-	-	-	-	-
Provisional	-	-	-	-	-	-
Total	-	-	-	-	-	-
COL03						
Polling	-	-	-	-	-	-
Absentee	-	-	-	-	-	-
Early Vote	-	-	-	-	-	-
Provisional	-	-	-	-	-	-
Total	-	-	-	-	-	-
COL04						
Polling	-	-	-	-	-	-
Absentee	-	-	-	-	-	-
Early Vote	-	-	-	-	-	-
Provisional	-	-	-	-	-	-
Total	-	-	-	-	-	-
COL05						
Polling	-	-	-	-	-	-
Absentee	-	-	-	-	-	-
Early Vote	-	-	-	-	-	-
Provisional	-	-	-	-	-	-
Total	-	-	-	-	-	-
COL06						
Polling	-	-	-	-	-	-
Absentee	-	-	-	-	-	-
Early Vote	-	-	-	-	-	-
Provisional	-	-	-	-	-	-
Total	-	-	-	-	-	-
COL07						
Polling	-	-	-	-	-	-
Absentee	-	-	-	-	-	-
Early Vote	-	-	-	-	-	-
Provisional	-	-	-	-	-	-
Total	-	-	-	-	-	-
COL08						
Polling	-	-	-	-	-	-
Absentee	-	-	-	-	-	-
Early Vote	-	-	-	-	-	-
Provisional	-	-	-	-	-	-
Total	-	-	-	-	-	-
COL09						
Polling	-	-	-	-	-	-
Absentee	-	-	-	-	-	-
Early Vote	-	-	-	-	-	-
Provisional	-	-	-	-	-	-
Total	-	-	-	-	-	-
COR03						

RETRIEVED FROM DEMOCRACYDOCKET.COM

Statement of Votes Cast
Shelby County, TN
State and Federal General Election _Municipal Elections
November 6, 2018
SOVC For Jurisdiction Wide, All Counters, All Races
Official Combined Results

GERMANTOWN SCH BOARD POST 2

	Reg. Voters	Times Counted	Total Votes	Brian Curry		Betsy Landers		Write-In Votes	
Polling	-	-	-	-	-	-	-	-	-
Absentee	-	-	-	-	-	-	-	-	-
Early Vote	-	-	-	-	-	-	-	-	-
Provisional	-	-	-	-	-	-	-	-	-
Total	-	-	-	-	-	-	-	-	-
COR04									
Polling	-	-	-	-	-	-	-	-	-
Absentee	-	-	-	-	-	-	-	-	-
Early Vote	-	-	-	-	-	-	-	-	-
Provisional	-	-	-	-	-	-	-	-	-
Total	-	-	-	-	-	-	-	-	-
COR05									
Polling	-	-	-	-	-	-	-	-	-
Absentee	-	-	-	-	-	-	-	-	-
Early Vote	-	-	-	-	-	-	-	-	-
Provisional	-	-	-	-	-	-	-	-	-
Total	-	-	-	-	-	-	-	-	-
EAD00									
Polling	-	-	-	-	-	-	-	-	-
Absentee	-	-	-	-	-	-	-	-	-
Early Vote	-	-	-	-	-	-	-	-	-
Provisional	-	-	-	-	-	-	-	-	-
Total	-	-	-	-	-	-	-	-	-
FOR01									
Polling	885	137	117	63	53.85%	54	46.15%	0	0.00%
Absentee	885	8	6	6	100.00%	0	0.00%	0	0.00%
Early Vote	885	392	347	235	67.72%	110	31.70%	2	0.58%
Provisional	885	1	1	0	0.00%	1	100.00%	0	0.00%
Total	885	538	471	304	64.54%	165	35.03%	2	0.42%
FOR02									
Polling	-	-	-	-	-	-	-	-	-
Absentee	-	-	-	-	-	-	-	-	-
Early Vote	-	-	-	-	-	-	-	-	-
Provisional	-	-	-	-	-	-	-	-	-
Total	-	-	-	-	-	-	-	-	-
FOR03									
Polling	-	-	-	-	-	-	-	-	-
Absentee	-	-	-	-	-	-	-	-	-
Early Vote	-	-	-	-	-	-	-	-	-
Provisional	-	-	-	-	-	-	-	-	-
Total	-	-	-	-	-	-	-	-	-
GER02									
Polling	4575	769	651	272	41.78%	378	58.06%	1	0.15%
Absentee	4575	80	51	26	50.98%	25	49.02%	0	0.00%
Early Vote	4575	2082	1806	756	41.86%	1048	58.03%	2	0.11%
Provisional	4575	5	3	3	100.00%	0	0.00%	0	0.00%
Total	4575	2936	2511	1057	42.09%	1451	57.79%	3	0.12%
GER03									
Polling	3688	743	613	301	49.10%	310	50.57%	2	0.33%
Absentee	3688	96	78	19	24.36%	59	75.64%	0	0.00%
Early Vote	3688	1457	1225	554	45.22%	669	54.61%	2	0.16%
Provisional	3688	4	2	1	50.00%	1	50.00%	0	0.00%
Total	3688	2300	1918	875	45.62%	1039	54.17%	4	0.21%
GER04									
Polling	4840	962	869	434	49.94%	433	49.83%	2	0.23%
Absentee	4840	72	57	27	47.37%	30	52.63%	0	0.00%
Early Vote	4840	2254	1999	940	47.02%	1057	52.88%	2	0.10%
Provisional	4840	6	5	2	40.00%	3	60.00%	0	0.00%

RETRIEVED FROM DEMOCRACYDOCKET.COM

Statement of Votes Cast
Shelby County, TN
State and Federal General Election _Municipal Elections
November 6, 2018
SOVC For Jurisdiction Wide, All Counters, All Races
Official Combined Results

GERMANTOWN SCH BOARD POST 2

	Reg. Voters	Times Counted	Total Votes	Brian Curry		Betsy Landers		Write-In Votes	
Total	4840	3294	2930	1403	47.88%	1523	51.98%	4	0.14%
GER05									
Polling	5127	1006	845	421	49.82%	424	50.18%	0	0.00%
Absentee	5127	72	62	16	25.81%	46	74.19%	0	0.00%
Early Vote	5127	2287	1944	903	46.45%	1038	53.40%	3	0.15%
Provisional	5127	5	3	0	0.00%	3	100.00%	0	0.00%
Total	5127	3370	2854	1340	46.95%	1511	52.94%	3	0.11%
GER06									
Polling	1911	371	325	171	52.62%	154	47.38%	0	0.00%
Absentee	1911	21	15	5	33.33%	9	60.00%	1	6.67%
Early Vote	1911	823	734	310	42.23%	424	57.77%	0	0.00%
Provisional	1911	0	0	0	-	0	-	0	-
Total	1911	1215	1074	486	45.25%	587	54.66%	1	0.09%
GER08									
Polling	2407	519	467	251	53.75%	215	46.04%	1	0.21%
Absentee	2407	28	23	10	43.48%	13	56.52%	0	0.00%
Early Vote	2407	1118	1012	490	48.42%	522	51.58%	0	0.00%
Provisional	2407	2	2	2	100.00%	0	0.00%	0	0.00%
Total	2407	1667	1504	753	50.07%	750	49.87%	1	0.07%
GER10									
Polling	3307	583	526	240	45.63%	285	54.18%	1	0.19%
Absentee	3307	92	43	25	58.14%	18	41.86%	0	0.00%
Early Vote	3307	1633	1466	772	52.66%	693	47.27%	1	0.07%
Provisional	3307	8	7	4	57.14%	3	42.86%	0	0.00%
Total	3307	2316	2042	1041	50.98%	999	48.92%	2	0.10%
GER11									
Polling	3805	646	564	275	48.76%	289	51.24%	0	0.00%
Absentee	3805	53	43	16	37.21%	27	62.79%	0	0.00%
Early Vote	3805	1798	1579	770	48.77%	803	50.85%	6	0.38%
Provisional	3805	6	4	2	50.00%	2	50.00%	0	0.00%
Total	3805	2503	2190	1063	48.54%	1121	51.19%	6	0.27%
GER12									
Polling	1418	255	226	101	44.69%	124	54.87%	1	0.44%
Absentee	1418	21	15	3	20.00%	12	80.00%	0	0.00%
Early Vote	1418	714	633	270	42.65%	361	57.03%	2	0.32%
Provisional	1418	3	2	1	50.00%	1	50.00%	0	0.00%
Total	1418	993	876	375	42.81%	498	56.85%	3	0.34%
LAK01									
Polling	-	-	-	-	-	-	-	-	-
Absentee	-	-	-	-	-	-	-	-	-
Early Vote	-	-	-	-	-	-	-	-	-
Provisional	-	-	-	-	-	-	-	-	-
Total	-	-	-	-	-	-	-	-	-
LAK02									
Polling	-	-	-	-	-	-	-	-	-
Absentee	-	-	-	-	-	-	-	-	-
Early Vote	-	-	-	-	-	-	-	-	-
Provisional	-	-	-	-	-	-	-	-	-
Total	-	-	-	-	-	-	-	-	-
LUC01									
Polling	-	-	-	-	-	-	-	-	-
Absentee	-	-	-	-	-	-	-	-	-
Early Vote	-	-	-	-	-	-	-	-	-
Provisional	-	-	-	-	-	-	-	-	-
Total	-	-	-	-	-	-	-	-	-
LUC03									
Polling	-	-	-	-	-	-	-	-	-
Absentee	-	-	-	-	-	-	-	-	-

RETRIEVED FROM DEMOCRACYDOCKET.COM

Statement of Votes Cast
Shelby County, TN
State and Federal General Election _Municipal Elections
November 6, 2018
SOVC For Jurisdiction Wide, All Counters, All Races
Official Combined Results

	GERMANTOWN SCH BOARD POST 2					
	Reg. Voters	Times Counted	Total Votes	Brian Curry	Betsy Landers	Write-In Votes
Early Vote	-	-	-	-	-	-
Provisional	-	-	-	-	-	-
Total	-	-	-	-	-	-
MCC00						
Polling	-	-	-	-	-	-
Absentee	-	-	-	-	-	-
Early Vote	-	-	-	-	-	-
Provisional	-	-	-	-	-	-
Total	-	-	-	-	-	-
MIL01						
Polling	-	-	-	-	-	-
Absentee	-	-	-	-	-	-
Early Vote	-	-	-	-	-	-
Provisional	-	-	-	-	-	-
Total	-	-	-	-	-	-
MIL02						
Polling	-	-	-	-	-	-
Absentee	-	-	-	-	-	-
Early Vote	-	-	-	-	-	-
Provisional	-	-	-	-	-	-
Total	-	-	-	-	-	-
MOR01						
Polling	-	-	-	-	-	-
Absentee	-	-	-	-	-	-
Early Vote	-	-	-	-	-	-
Provisional	-	-	-	-	-	-
Total	-	-	-	-	-	-
MOR02						
Polling	-	-	-	-	-	-
Absentee	-	-	-	-	-	-
Early Vote	-	-	-	-	-	-
Provisional	-	-	-	-	-	-
Total	-	-	-	-	-	-
ROS05						
Polling	-	-	-	-	-	-
Absentee	-	-	-	-	-	-
Early Vote	-	-	-	-	-	-
Provisional	-	-	-	-	-	-
Total	-	-	-	-	-	-
ROS13						
Polling	-	-	-	-	-	-
Absentee	-	-	-	-	-	-
Early Vote	-	-	-	-	-	-
Provisional	-	-	-	-	-	-
Total	-	-	-	-	-	-
ROS14						
Polling	-	-	-	-	-	-
Absentee	-	-	-	-	-	-
Early Vote	-	-	-	-	-	-
Provisional	-	-	-	-	-	-
Total	-	-	-	-	-	-
ROS15						
Polling	-	-	-	-	-	-
Absentee	-	-	-	-	-	-
Early Vote	-	-	-	-	-	-
Provisional	-	-	-	-	-	-
Total	-	-	-	-	-	-
ROS16						

RETRIEVED FROM DEMOCRACYDOCKET.COM

Statement of Votes Cast
Shelby County, TN
State and Federal General Election _Municipal Elections
November 6, 2018
SOVC For Jurisdiction Wide, All Counters, All Races
Official Combined Results

	GERMANTOWN SCH BOARD POST 2								
	Reg. Voters	Times Counted	Total Votes	Brian Curry		Betsy Landers		Write-In Votes	
Polling	-	-	-	-	-	-	-	-	-
Absentee	-	-	-	-	-	-	-	-	-
Early Vote	-	-	-	-	-	-	-	-	-
Provisional	-	-	-	-	-	-	-	-	-
Total	-	-	-	-	-	-	-	-	-
STE00									
Polling	-	-	-	-	-	-	-	-	-
Absentee	-	-	-	-	-	-	-	-	-
Early Vote	-	-	-	-	-	-	-	-	-
Provisional	-	-	-	-	-	-	-	-	-
Total	-	-	-	-	-	-	-	-	-
Total									
Polling	31963	5991	5203	2529	48.61%	2666	51.24%	8	0.15%
Absentee	31963	543	393	153	38.93%	239	60.81%	1	0.25%
Early Vote	31963	14558	12745	6000	47.08%	6725	52.77%	20	0.16%
Provisional	31963	40	29	15	51.72%	14	48.28%	0	0.00%
Total	31963	21132	18370	8697	47.34%	9644	52.50%	29	0.16%

RETRIEVED FROM DEMOCRACYDOCKET.COM

Statement of Votes Cast
Shelby County, TN
State and Federal General Election _Municipal Elections
November 6, 2018
SOVC For Jurisdiction Wide, All Counters, All Races
Official Combined Results

	GERMANTOWN SCH BOARD POST 4					
	Reg. Voters	Times Counted	Total Votes	Angela Rickman Griff	Robyn Rey Rudisill	Write-In Votes
Jurisdiction Wide						
00100						
Polling	-	-	-	-	-	-
Absentee	-	-	-	-	-	-
Early Vote	-	-	-	-	-	-
Provisional	-	-	-	-	-	-
Total	-	-	-	-	-	-
00200						
Polling	-	-	-	-	-	-
Absentee	-	-	-	-	-	-
Early Vote	-	-	-	-	-	-
Provisional	-	-	-	-	-	-
Total	-	-	-	-	-	-
01100						
Polling	-	-	-	-	-	-
Absentee	-	-	-	-	-	-
Early Vote	-	-	-	-	-	-
Provisional	-	-	-	-	-	-
Total	-	-	-	-	-	-
01200						
Polling	-	-	-	-	-	-
Absentee	-	-	-	-	-	-
Early Vote	-	-	-	-	-	-
Provisional	-	-	-	-	-	-
Total	-	-	-	-	-	-
01300						
Polling	-	-	-	-	-	-
Absentee	-	-	-	-	-	-
Early Vote	-	-	-	-	-	-
Provisional	-	-	-	-	-	-
Total	-	-	-	-	-	-
01601						
Polling	-	-	-	-	-	-
Absentee	-	-	-	-	-	-
Early Vote	-	-	-	-	-	-
Provisional	-	-	-	-	-	-
Total	-	-	-	-	-	-
01603						
Polling	-	-	-	-	-	-
Absentee	-	-	-	-	-	-
Early Vote	-	-	-	-	-	-
Provisional	-	-	-	-	-	-
Total	-	-	-	-	-	-
01700						
Polling	-	-	-	-	-	-
Absentee	-	-	-	-	-	-
Early Vote	-	-	-	-	-	-
Provisional	-	-	-	-	-	-
Total	-	-	-	-	-	-
02001						
Polling	-	-	-	-	-	-
Absentee	-	-	-	-	-	-
Early Vote	-	-	-	-	-	-
Provisional	-	-	-	-	-	-
Total	-	-	-	-	-	-
02003						
Polling	-	-	-	-	-	-
Absentee	-	-	-	-	-	-

RETRIEVED FROM DEMOCRACYDOCKET.COM

Statement of Votes Cast
Shelby County, TN
State and Federal General Election _Municipal Elections
November 6, 2018
SOVC For Jurisdiction Wide, All Counters, All Races
Official Combined Results

	GERMANTOWN SCH BOARD POST 4					
	Reg. Voters	Times Counted	Total Votes	Angela Rickman Griff	Robyn Rey Rudisill	Write-In Votes
Early Vote	-	-	-	-	-	-
Provisional	-	-	-	-	-	-
Total	-	-	-	-	-	-
02100						
Polling	-	-	-	-	-	-
Absentee	-	-	-	-	-	-
Early Vote	-	-	-	-	-	-
Provisional	-	-	-	-	-	-
Total	-	-	-	-	-	-
02600						
Polling	-	-	-	-	-	-
Absentee	-	-	-	-	-	-
Early Vote	-	-	-	-	-	-
Provisional	-	-	-	-	-	-
Total	-	-	-	-	-	-
02800						
Polling	-	-	-	-	-	-
Absentee	-	-	-	-	-	-
Early Vote	-	-	-	-	-	-
Provisional	-	-	-	-	-	-
Total	-	-	-	-	-	-
03102						
Polling	-	-	-	-	-	-
Absentee	-	-	-	-	-	-
Early Vote	-	-	-	-	-	-
Provisional	-	-	-	-	-	-
Total	-	-	-	-	-	-
03104						
Polling	-	-	-	-	-	-
Absentee	-	-	-	-	-	-
Early Vote	-	-	-	-	-	-
Provisional	-	-	-	-	-	-
Total	-	-	-	-	-	-
03300						
Polling	-	-	-	-	-	-
Absentee	-	-	-	-	-	-
Early Vote	-	-	-	-	-	-
Provisional	-	-	-	-	-	-
Total	-	-	-	-	-	-
03402						
Polling	-	-	-	-	-	-
Absentee	-	-	-	-	-	-
Early Vote	-	-	-	-	-	-
Provisional	-	-	-	-	-	-
Total	-	-	-	-	-	-
03601						
Polling	-	-	-	-	-	-
Absentee	-	-	-	-	-	-
Early Vote	-	-	-	-	-	-
Provisional	-	-	-	-	-	-
Total	-	-	-	-	-	-
03602						
Polling	-	-	-	-	-	-
Absentee	-	-	-	-	-	-
Early Vote	-	-	-	-	-	-
Provisional	-	-	-	-	-	-
Total	-	-	-	-	-	-
03700						

RETRIEVED FROM DEMOCRACYDOCKET.COM

Statement of Votes Cast
Shelby County, TN
State and Federal General Election _Municipal Elections
November 6, 2018
SOVC For Jurisdiction Wide, All Counters, All Races
Official Combined Results

	GERMANTOWN SCH BOARD POST 4					
	Reg. Voters	Times Counted	Total Votes	Angela Rickman Griff	Robyn Rey Rudisill	Write-In Votes
Polling	-	-	-	-	-	-
Absentee	-	-	-	-	-	-
Early Vote	-	-	-	-	-	-
Provisional	-	-	-	-	-	-
Total	-	-	-	-	-	-
04103						
Polling	-	-	-	-	-	-
Absentee	-	-	-	-	-	-
Early Vote	-	-	-	-	-	-
Provisional	-	-	-	-	-	-
Total	-	-	-	-	-	-
04201						
Polling	-	-	-	-	-	-
Absentee	-	-	-	-	-	-
Early Vote	-	-	-	-	-	-
Provisional	-	-	-	-	-	-
Total	-	-	-	-	-	-
04401						
Polling	-	-	-	-	-	-
Absentee	-	-	-	-	-	-
Early Vote	-	-	-	-	-	-
Provisional	-	-	-	-	-	-
Total	-	-	-	-	-	-
04405						
Polling	-	-	-	-	-	-
Absentee	-	-	-	-	-	-
Early Vote	-	-	-	-	-	-
Provisional	-	-	-	-	-	-
Total	-	-	-	-	-	-
04502						
Polling	-	-	-	-	-	-
Absentee	-	-	-	-	-	-
Early Vote	-	-	-	-	-	-
Provisional	-	-	-	-	-	-
Total	-	-	-	-	-	-
04504						
Polling	-	-	-	-	-	-
Absentee	-	-	-	-	-	-
Early Vote	-	-	-	-	-	-
Provisional	-	-	-	-	-	-
Total	-	-	-	-	-	-
04602						
Polling	-	-	-	-	-	-
Absentee	-	-	-	-	-	-
Early Vote	-	-	-	-	-	-
Provisional	-	-	-	-	-	-
Total	-	-	-	-	-	-
04700						
Polling	-	-	-	-	-	-
Absentee	-	-	-	-	-	-
Early Vote	-	-	-	-	-	-
Provisional	-	-	-	-	-	-
Total	-	-	-	-	-	-
04900						
Polling	-	-	-	-	-	-
Absentee	-	-	-	-	-	-
Early Vote	-	-	-	-	-	-
Provisional	-	-	-	-	-	-

RETRIEVED FROM DEMOCRACYDOCKET.COM

Statement of Votes Cast
Shelby County, TN
State and Federal General Election _Municipal Elections
November 6, 2018
SOVC For Jurisdiction Wide, All Counters, All Races
Official Combined Results

	GERMANTOWN SCH BOARD POST 4					
	Reg. Voters	Times Counted	Total Votes	Angela Rickman Griff	Robyn Rey Rudisill	Write-In Votes
Total	-	-	-	-	-	-
05001						
Polling	-	-	-	-	-	-
Absentee	-	-	-	-	-	-
Early Vote	-	-	-	-	-	-
Provisional	-	-	-	-	-	-
Total	-	-	-	-	-	-
05002						
Polling	-	-	-	-	-	-
Absentee	-	-	-	-	-	-
Early Vote	-	-	-	-	-	-
Provisional	-	-	-	-	-	-
Total	-	-	-	-	-	-
05201						
Polling	-	-	-	-	-	-
Absentee	-	-	-	-	-	-
Early Vote	-	-	-	-	-	-
Provisional	-	-	-	-	-	-
Total	-	-	-	-	-	-
05301						
Polling	-	-	-	-	-	-
Absentee	-	-	-	-	-	-
Early Vote	-	-	-	-	-	-
Provisional	-	-	-	-	-	-
Total	-	-	-	-	-	-
05400						
Polling	-	-	-	-	-	-
Absentee	-	-	-	-	-	-
Early Vote	-	-	-	-	-	-
Provisional	-	-	-	-	-	-
Total	-	-	-	-	-	-
05502						
Polling	-	-	-	-	-	-
Absentee	-	-	-	-	-	-
Early Vote	-	-	-	-	-	-
Provisional	-	-	-	-	-	-
Total	-	-	-	-	-	-
05700						
Polling	-	-	-	-	-	-
Absentee	-	-	-	-	-	-
Early Vote	-	-	-	-	-	-
Provisional	-	-	-	-	-	-
Total	-	-	-	-	-	-
05801						
Polling	-	-	-	-	-	-
Absentee	-	-	-	-	-	-
Early Vote	-	-	-	-	-	-
Provisional	-	-	-	-	-	-
Total	-	-	-	-	-	-
05804						
Polling	-	-	-	-	-	-
Absentee	-	-	-	-	-	-
Early Vote	-	-	-	-	-	-
Provisional	-	-	-	-	-	-
Total	-	-	-	-	-	-
05905						
Polling	-	-	-	-	-	-
Absentee	-	-	-	-	-	-

RETRIEVED FROM DEMOCRACYDOCKET.COM

Statement of Votes Cast
Shelby County, TN
State and Federal General Election _Municipal Elections
November 6, 2018
SOVC For Jurisdiction Wide, All Counters, All Races
Official Combined Results

	GERMANTOWN SCH BOARD POST 4					
	Reg. Voters	Times Counted	Total Votes	Angela Rickman Griff	Robyn Rey Rudisill	Write-In Votes
Early Vote	-	-	-	-	-	-
Provisional	-	-	-	-	-	-
Total	-	-	-	-	-	-
06003						
Polling	-	-	-	-	-	-
Absentee	-	-	-	-	-	-
Early Vote	-	-	-	-	-	-
Provisional	-	-	-	-	-	-
Total	-	-	-	-	-	-
06005						
Polling	-	-	-	-	-	-
Absentee	-	-	-	-	-	-
Early Vote	-	-	-	-	-	-
Provisional	-	-	-	-	-	-
Total	-	-	-	-	-	-
06006						
Polling	-	-	-	-	-	-
Absentee	-	-	-	-	-	-
Early Vote	-	-	-	-	-	-
Provisional	-	-	-	-	-	-
Total	-	-	-	-	-	-
06007						
Polling	-	-	-	-	-	-
Absentee	-	-	-	-	-	-
Early Vote	-	-	-	-	-	-
Provisional	-	-	-	-	-	-
Total	-	-	-	-	-	-
06009						
Polling	-	-	-	-	-	-
Absentee	-	-	-	-	-	-
Early Vote	-	-	-	-	-	-
Provisional	-	-	-	-	-	-
Total	-	-	-	-	-	-
06100						
Polling	-	-	-	-	-	-
Absentee	-	-	-	-	-	-
Early Vote	-	-	-	-	-	-
Provisional	-	-	-	-	-	-
Total	-	-	-	-	-	-
06200						
Polling	-	-	-	-	-	-
Absentee	-	-	-	-	-	-
Early Vote	-	-	-	-	-	-
Provisional	-	-	-	-	-	-
Total	-	-	-	-	-	-
06400						
Polling	-	-	-	-	-	-
Absentee	-	-	-	-	-	-
Early Vote	-	-	-	-	-	-
Provisional	-	-	-	-	-	-
Total	-	-	-	-	-	-
06600						
Polling	-	-	-	-	-	-
Absentee	-	-	-	-	-	-
Early Vote	-	-	-	-	-	-
Provisional	-	-	-	-	-	-
Total	-	-	-	-	-	-
06701						

RETRIEVED FROM DEMOCRACYDOCKET.COM

Statement of Votes Cast
Shelby County, TN
State and Federal General Election _Municipal Elections
November 6, 2018
SOVC For Jurisdiction Wide, All Counters, All Races
Official Combined Results

	GERMANTOWN SCH BOARD POST 4					
	Reg. Voters	Times Counted	Total Votes	Angela Rickman Griff	Robyn Rey Rudisill	Write-In Votes
Polling	-	-	-	-	-	-
Absentee	-	-	-	-	-	-
Early Vote	-	-	-	-	-	-
Provisional	-	-	-	-	-	-
Total	-	-	-	-	-	-
06703						
Polling	-	-	-	-	-	-
Absentee	-	-	-	-	-	-
Early Vote	-	-	-	-	-	-
Provisional	-	-	-	-	-	-
Total	-	-	-	-	-	-
06801						
Polling	-	-	-	-	-	-
Absentee	-	-	-	-	-	-
Early Vote	-	-	-	-	-	-
Provisional	-	-	-	-	-	-
Total	-	-	-	-	-	-
06803						
Polling	-	-	-	-	-	-
Absentee	-	-	-	-	-	-
Early Vote	-	-	-	-	-	-
Provisional	-	-	-	-	-	-
Total	-	-	-	-	-	-
06902						
Polling	-	-	-	-	-	-
Absentee	-	-	-	-	-	-
Early Vote	-	-	-	-	-	-
Provisional	-	-	-	-	-	-
Total	-	-	-	-	-	-
07001						
Polling	-	-	-	-	-	-
Absentee	-	-	-	-	-	-
Early Vote	-	-	-	-	-	-
Provisional	-	-	-	-	-	-
Total	-	-	-	-	-	-
07002						
Polling	-	-	-	-	-	-
Absentee	-	-	-	-	-	-
Early Vote	-	-	-	-	-	-
Provisional	-	-	-	-	-	-
Total	-	-	-	-	-	-
07104						
Polling	-	-	-	-	-	-
Absentee	-	-	-	-	-	-
Early Vote	-	-	-	-	-	-
Provisional	-	-	-	-	-	-
Total	-	-	-	-	-	-
07203						
Polling	-	-	-	-	-	-
Absentee	-	-	-	-	-	-
Early Vote	-	-	-	-	-	-
Provisional	-	-	-	-	-	-
Total	-	-	-	-	-	-
07207						
Polling	-	-	-	-	-	-
Absentee	-	-	-	-	-	-
Early Vote	-	-	-	-	-	-
Provisional	-	-	-	-	-	-

RETRIEVED FROM DEMOCRACYDOCKET.COM

Statement of Votes Cast
Shelby County, TN
State and Federal General Election _Municipal Elections
November 6, 2018
SOVC For Jurisdiction Wide, All Counters, All Races
Official Combined Results

	GERMANTOWN SCH BOARD POST 4					
	Reg. Voters	Times Counted	Total Votes	Angela Rickman Griff	Robyn Rey Rudisill	Write-In Votes
Total	-	-	-	-	-	-
07301						
Polling	-	-	-	-	-	-
Absentee	-	-	-	-	-	-
Early Vote	-	-	-	-	-	-
Provisional	-	-	-	-	-	-
Total	-	-	-	-	-	-
07303						
Polling	-	-	-	-	-	-
Absentee	-	-	-	-	-	-
Early Vote	-	-	-	-	-	-
Provisional	-	-	-	-	-	-
Total	-	-	-	-	-	-
07401						
Polling	-	-	-	-	-	-
Absentee	-	-	-	-	-	-
Early Vote	-	-	-	-	-	-
Provisional	-	-	-	-	-	-
Total	-	-	-	-	-	-
07402						
Polling	-	-	-	-	-	-
Absentee	-	-	-	-	-	-
Early Vote	-	-	-	-	-	-
Provisional	-	-	-	-	-	-
Total	-	-	-	-	-	-
07405						
Polling	-	-	-	-	-	-
Absentee	-	-	-	-	-	-
Early Vote	-	-	-	-	-	-
Provisional	-	-	-	-	-	-
Total	-	-	-	-	-	-
07409						
Polling	-	-	-	-	-	-
Absentee	-	-	-	-	-	-
Early Vote	-	-	-	-	-	-
Provisional	-	-	-	-	-	-
Total	-	-	-	-	-	-
07501						
Polling	-	-	-	-	-	-
Absentee	-	-	-	-	-	-
Early Vote	-	-	-	-	-	-
Provisional	-	-	-	-	-	-
Total	-	-	-	-	-	-
07506						
Polling	-	-	-	-	-	-
Absentee	-	-	-	-	-	-
Early Vote	-	-	-	-	-	-
Provisional	-	-	-	-	-	-
Total	-	-	-	-	-	-
07507						
Polling	-	-	-	-	-	-
Absentee	-	-	-	-	-	-
Early Vote	-	-	-	-	-	-
Provisional	-	-	-	-	-	-
Total	-	-	-	-	-	-
07511						
Polling	-	-	-	-	-	-
Absentee	-	-	-	-	-	-

RETRIEVED FROM DEMOCRACYDOCKET.COM

Statement of Votes Cast
Shelby County, TN
State and Federal General Election _Municipal Elections
November 6, 2018
SOVC For Jurisdiction Wide, All Counters, All Races
Official Combined Results

	GERMANTOWN SCH BOARD POST 4					
	Reg. Voters	Times Counted	Total Votes	Angela Rickman Griff	Robyn Rey Rudisill	Write-In Votes
Early Vote	-	-	-	-	-	-
Provisional	-	-	-	-	-	-
Total	-	-	-	-	-	-
07604						
Polling	-	-	-	-	-	-
Absentee	-	-	-	-	-	-
Early Vote	-	-	-	-	-	-
Provisional	-	-	-	-	-	-
Total	-	-	-	-	-	-
07605						
Polling	-	-	-	-	-	-
Absentee	-	-	-	-	-	-
Early Vote	-	-	-	-	-	-
Provisional	-	-	-	-	-	-
Total	-	-	-	-	-	-
07606						
Polling	-	-	-	-	-	-
Absentee	-	-	-	-	-	-
Early Vote	-	-	-	-	-	-
Provisional	-	-	-	-	-	-
Total	-	-	-	-	-	-
07701						
Polling	-	-	-	-	-	-
Absentee	-	-	-	-	-	-
Early Vote	-	-	-	-	-	-
Provisional	-	-	-	-	-	-
Total	-	-	-	-	-	-
07703						
Polling	-	-	-	-	-	-
Absentee	-	-	-	-	-	-
Early Vote	-	-	-	-	-	-
Provisional	-	-	-	-	-	-
Total	-	-	-	-	-	-
07803						
Polling	-	-	-	-	-	-
Absentee	-	-	-	-	-	-
Early Vote	-	-	-	-	-	-
Provisional	-	-	-	-	-	-
Total	-	-	-	-	-	-
07901						
Polling	-	-	-	-	-	-
Absentee	-	-	-	-	-	-
Early Vote	-	-	-	-	-	-
Provisional	-	-	-	-	-	-
Total	-	-	-	-	-	-
07902						
Polling	-	-	-	-	-	-
Absentee	-	-	-	-	-	-
Early Vote	-	-	-	-	-	-
Provisional	-	-	-	-	-	-
Total	-	-	-	-	-	-
07903						
Polling	-	-	-	-	-	-
Absentee	-	-	-	-	-	-
Early Vote	-	-	-	-	-	-
Provisional	-	-	-	-	-	-
Total	-	-	-	-	-	-
07907						

RETRIEVED FROM DEMOCRACYDOCKET.COM

Statement of Votes Cast
Shelby County, TN
State and Federal General Election _Municipal Elections
November 6, 2018
SOVC For Jurisdiction Wide, All Counters, All Races
Official Combined Results

	GERMANTOWN SCH BOARD POST 4					
	Reg. Voters	Times Counted	Total Votes	Angela Rickman Griff	Robyn Rey Rudisill	Write-In Votes
Polling	-	-	-	-	-	-
Absentee	-	-	-	-	-	-
Early Vote	-	-	-	-	-	-
Provisional	-	-	-	-	-	-
Total	-	-	-	-	-	-
08002						
Polling	-	-	-	-	-	-
Absentee	-	-	-	-	-	-
Early Vote	-	-	-	-	-	-
Provisional	-	-	-	-	-	-
Total	-	-	-	-	-	-
08101						
Polling	-	-	-	-	-	-
Absentee	-	-	-	-	-	-
Early Vote	-	-	-	-	-	-
Provisional	-	-	-	-	-	-
Total	-	-	-	-	-	-
08103						
Polling	-	-	-	-	-	-
Absentee	-	-	-	-	-	-
Early Vote	-	-	-	-	-	-
Provisional	-	-	-	-	-	-
Total	-	-	-	-	-	-
08105						
Polling	-	-	-	-	-	-
Absentee	-	-	-	-	-	-
Early Vote	-	-	-	-	-	-
Provisional	-	-	-	-	-	-
Total	-	-	-	-	-	-
08107						
Polling	-	-	-	-	-	-
Absentee	-	-	-	-	-	-
Early Vote	-	-	-	-	-	-
Provisional	-	-	-	-	-	-
Total	-	-	-	-	-	-
08202						
Polling	-	-	-	-	-	-
Absentee	-	-	-	-	-	-
Early Vote	-	-	-	-	-	-
Provisional	-	-	-	-	-	-
Total	-	-	-	-	-	-
08300						
Polling	-	-	-	-	-	-
Absentee	-	-	-	-	-	-
Early Vote	-	-	-	-	-	-
Provisional	-	-	-	-	-	-
Total	-	-	-	-	-	-
08402						
Polling	-	-	-	-	-	-
Absentee	-	-	-	-	-	-
Early Vote	-	-	-	-	-	-
Provisional	-	-	-	-	-	-
Total	-	-	-	-	-	-
08600						
Polling	-	-	-	-	-	-
Absentee	-	-	-	-	-	-
Early Vote	-	-	-	-	-	-
Provisional	-	-	-	-	-	-

RETRIEVED FROM DEMOCRACYDOCKET.COM

Statement of Votes Cast
Shelby County, TN
State and Federal General Election _Municipal Elections
November 6, 2018
SOVC For Jurisdiction Wide, All Counters, All Races
Official Combined Results

	GERMANTOWN SCH BOARD POST 4					
	Reg. Voters	Times Counted	Total Votes	Angela Rickman Griff	Robyn Rey Rudisill	Write-In Votes
Total	-	-	-	-	-	-
08702						
Polling	-	-	-	-	-	-
Absentee	-	-	-	-	-	-
Early Vote	-	-	-	-	-	-
Provisional	-	-	-	-	-	-
Total	-	-	-	-	-	-
08703						
Polling	-	-	-	-	-	-
Absentee	-	-	-	-	-	-
Early Vote	-	-	-	-	-	-
Provisional	-	-	-	-	-	-
Total	-	-	-	-	-	-
08704						
Polling	-	-	-	-	-	-
Absentee	-	-	-	-	-	-
Early Vote	-	-	-	-	-	-
Provisional	-	-	-	-	-	-
Total	-	-	-	-	-	-
08802						
Polling	-	-	-	-	-	-
Absentee	-	-	-	-	-	-
Early Vote	-	-	-	-	-	-
Provisional	-	-	-	-	-	-
Total	-	-	-	-	-	-
08803						
Polling	-	-	-	-	-	-
Absentee	-	-	-	-	-	-
Early Vote	-	-	-	-	-	-
Provisional	-	-	-	-	-	-
Total	-	-	-	-	-	-
08804						
Polling	-	-	-	-	-	-
Absentee	-	-	-	-	-	-
Early Vote	-	-	-	-	-	-
Provisional	-	-	-	-	-	-
Total	-	-	-	-	-	-
08901						
Polling	-	-	-	-	-	-
Absentee	-	-	-	-	-	-
Early Vote	-	-	-	-	-	-
Provisional	-	-	-	-	-	-
Total	-	-	-	-	-	-
08902						
Polling	-	-	-	-	-	-
Absentee	-	-	-	-	-	-
Early Vote	-	-	-	-	-	-
Provisional	-	-	-	-	-	-
Total	-	-	-	-	-	-
09002						
Polling	-	-	-	-	-	-
Absentee	-	-	-	-	-	-
Early Vote	-	-	-	-	-	-
Provisional	-	-	-	-	-	-
Total	-	-	-	-	-	-
09003						
Polling	-	-	-	-	-	-
Absentee	-	-	-	-	-	-

RETRIEVED FROM DEMOCRACYDOCKET.COM

Statement of Votes Cast
Shelby County, TN
State and Federal General Election _Municipal Elections
November 6, 2018
SOVC For Jurisdiction Wide, All Counters, All Races
Official Combined Results

	GERMANTOWN SCH BOARD POST 4					
	Reg. Voters	Times Counted	Total Votes	Angela Rickman Griff	Robyn Rey Rudisill	Write-In Votes
Early Vote	-	-	-	-	-	-
Provisional	-	-	-	-	-	-
Total	-	-	-	-	-	-
09101						
Polling	-	-	-	-	-	-
Absentee	-	-	-	-	-	-
Early Vote	-	-	-	-	-	-
Provisional	-	-	-	-	-	-
Total	-	-	-	-	-	-
09102						
Polling	-	-	-	-	-	-
Absentee	-	-	-	-	-	-
Early Vote	-	-	-	-	-	-
Provisional	-	-	-	-	-	-
Total	-	-	-	-	-	-
09104						
Polling	-	-	-	-	-	-
Absentee	-	-	-	-	-	-
Early Vote	-	-	-	-	-	-
Provisional	-	-	-	-	-	-
Total	-	-	-	-	-	-
09201						
Polling	-	-	-	-	-	-
Absentee	-	-	-	-	-	-
Early Vote	-	-	-	-	-	-
Provisional	-	-	-	-	-	-
Total	-	-	-	-	-	-
09301						
Polling	-	-	-	-	-	-
Absentee	-	-	-	-	-	-
Early Vote	-	-	-	-	-	-
Provisional	-	-	-	-	-	-
Total	-	-	-	-	-	-
09303						
Polling	-	-	-	-	-	-
Absentee	-	-	-	-	-	-
Early Vote	-	-	-	-	-	-
Provisional	-	-	-	-	-	-
Total	-	-	-	-	-	-
09403						
Polling	-	-	-	-	-	-
Absentee	-	-	-	-	-	-
Early Vote	-	-	-	-	-	-
Provisional	-	-	-	-	-	-
Total	-	-	-	-	-	-
09406						
Polling	-	-	-	-	-	-
Absentee	-	-	-	-	-	-
Early Vote	-	-	-	-	-	-
Provisional	-	-	-	-	-	-
Total	-	-	-	-	-	-
09407						
Polling	-	-	-	-	-	-
Absentee	-	-	-	-	-	-
Early Vote	-	-	-	-	-	-
Provisional	-	-	-	-	-	-
Total	-	-	-	-	-	-
09408						

RETRIEVED FROM DEMOCRACYDOCKET.COM

Statement of Votes Cast
Shelby County, TN
State and Federal General Election _Municipal Elections
November 6, 2018
SOVC For Jurisdiction Wide, All Counters, All Races
Official Combined Results

	GERMANTOWN SCH BOARD POST 4					
	Reg. Voters	Times Counted	Total Votes	Angela Rickman Griff	Robyn Rey Rudisill	Write-In Votes
Polling	-	-	-	-	-	-
Absentee	-	-	-	-	-	-
Early Vote	-	-	-	-	-	-
Provisional	-	-	-	-	-	-
Total	-	-	-	-	-	-
09501						
Polling	-	-	-	-	-	-
Absentee	-	-	-	-	-	-
Early Vote	-	-	-	-	-	-
Provisional	-	-	-	-	-	-
Total	-	-	-	-	-	-
09505						
Polling	-	-	-	-	-	-
Absentee	-	-	-	-	-	-
Early Vote	-	-	-	-	-	-
Provisional	-	-	-	-	-	-
Total	-	-	-	-	-	-
09506						
Polling	-	-	-	-	-	-
Absentee	-	-	-	-	-	-
Early Vote	-	-	-	-	-	-
Provisional	-	-	-	-	-	-
Total	-	-	-	-	-	-
09507						
Polling	-	-	-	-	-	-
Absentee	-	-	-	-	-	-
Early Vote	-	-	-	-	-	-
Provisional	-	-	-	-	-	-
Total	-	-	-	-	-	-
09508						
Polling	-	-	-	-	-	-
Absentee	-	-	-	-	-	-
Early Vote	-	-	-	-	-	-
Provisional	-	-	-	-	-	-
Total	-	-	-	-	-	-
09601						
Polling	-	-	-	-	-	-
Absentee	-	-	-	-	-	-
Early Vote	-	-	-	-	-	-
Provisional	-	-	-	-	-	-
Total	-	-	-	-	-	-
09602						
Polling	-	-	-	-	-	-
Absentee	-	-	-	-	-	-
Early Vote	-	-	-	-	-	-
Provisional	-	-	-	-	-	-
Total	-	-	-	-	-	-
ARL01						
Polling	-	-	-	-	-	-
Absentee	-	-	-	-	-	-
Early Vote	-	-	-	-	-	-
Provisional	-	-	-	-	-	-
Total	-	-	-	-	-	-
ARL02						
Polling	-	-	-	-	-	-
Absentee	-	-	-	-	-	-
Early Vote	-	-	-	-	-	-
Provisional	-	-	-	-	-	-

RETRIEVED FROM DEMOCRACYDOCKET.COM

Statement of Votes Cast
Shelby County, TN
State and Federal General Election _Municipal Elections
November 6, 2018
SOVC For Jurisdiction Wide, All Counters, All Races
Official Combined Results

	GERMANTOWN SCH BOARD POST 4					
	Reg. Voters	Times Counted	Total Votes	Angela Rickman Griff	Robyn Rey Rudisill	Write-In Votes
Total	-	-	-	-	-	-
BAR03						
Polling	-	-	-	-	-	-
Absentee	-	-	-	-	-	-
Early Vote	-	-	-	-	-	-
Provisional	-	-	-	-	-	-
Total	-	-	-	-	-	-
BAR04						
Polling	-	-	-	-	-	-
Absentee	-	-	-	-	-	-
Early Vote	-	-	-	-	-	-
Provisional	-	-	-	-	-	-
Total	-	-	-	-	-	-
BAR05						
Polling	-	-	-	-	-	-
Absentee	-	-	-	-	-	-
Early Vote	-	-	-	-	-	-
Provisional	-	-	-	-	-	-
Total	-	-	-	-	-	-
BAR06						
Polling	-	-	-	-	-	-
Absentee	-	-	-	-	-	-
Early Vote	-	-	-	-	-	-
Provisional	-	-	-	-	-	-
Total	-	-	-	-	-	-
BAR08						
Polling	-	-	-	-	-	-
Absentee	-	-	-	-	-	-
Early Vote	-	-	-	-	-	-
Provisional	-	-	-	-	-	-
Total	-	-	-	-	-	-
BAR09						
Polling	-	-	-	-	-	-
Absentee	-	-	-	-	-	-
Early Vote	-	-	-	-	-	-
Provisional	-	-	-	-	-	-
Total	-	-	-	-	-	-
BAR11						
Polling	-	-	-	-	-	-
Absentee	-	-	-	-	-	-
Early Vote	-	-	-	-	-	-
Provisional	-	-	-	-	-	-
Total	-	-	-	-	-	-
BAR13						
Polling	-	-	-	-	-	-
Absentee	-	-	-	-	-	-
Early Vote	-	-	-	-	-	-
Provisional	-	-	-	-	-	-
Total	-	-	-	-	-	-
BRU01						
Polling	-	-	-	-	-	-
Absentee	-	-	-	-	-	-
Early Vote	-	-	-	-	-	-
Provisional	-	-	-	-	-	-
Total	-	-	-	-	-	-
BRU02						
Polling	-	-	-	-	-	-
Absentee	-	-	-	-	-	-

RETRIEVED FROM DEMOCRACYDOCKET.COM

Statement of Votes Cast
Shelby County, TN
State and Federal General Election _Municipal Elections
November 6, 2018
SOVC For Jurisdiction Wide, All Counters, All Races
Official Combined Results

	GERMANTOWN SCH BOARD POST 4					
	Reg. Voters	Times Counted	Total Votes	Angela Rickman Griff	Robyn Rey Rudisill	Write-In Votes
Early Vote	-	-	-	-	-	-
Provisional	-	-	-	-	-	-
Total	-	-	-	-	-	-
COL01						
Polling	-	-	-	-	-	-
Absentee	-	-	-	-	-	-
Early Vote	-	-	-	-	-	-
Provisional	-	-	-	-	-	-
Total	-	-	-	-	-	-
COL02						
Polling	-	-	-	-	-	-
Absentee	-	-	-	-	-	-
Early Vote	-	-	-	-	-	-
Provisional	-	-	-	-	-	-
Total	-	-	-	-	-	-
COL03						
Polling	-	-	-	-	-	-
Absentee	-	-	-	-	-	-
Early Vote	-	-	-	-	-	-
Provisional	-	-	-	-	-	-
Total	-	-	-	-	-	-
COL04						
Polling	-	-	-	-	-	-
Absentee	-	-	-	-	-	-
Early Vote	-	-	-	-	-	-
Provisional	-	-	-	-	-	-
Total	-	-	-	-	-	-
COL05						
Polling	-	-	-	-	-	-
Absentee	-	-	-	-	-	-
Early Vote	-	-	-	-	-	-
Provisional	-	-	-	-	-	-
Total	-	-	-	-	-	-
COL06						
Polling	-	-	-	-	-	-
Absentee	-	-	-	-	-	-
Early Vote	-	-	-	-	-	-
Provisional	-	-	-	-	-	-
Total	-	-	-	-	-	-
COL07						
Polling	-	-	-	-	-	-
Absentee	-	-	-	-	-	-
Early Vote	-	-	-	-	-	-
Provisional	-	-	-	-	-	-
Total	-	-	-	-	-	-
COL08						
Polling	-	-	-	-	-	-
Absentee	-	-	-	-	-	-
Early Vote	-	-	-	-	-	-
Provisional	-	-	-	-	-	-
Total	-	-	-	-	-	-
COL09						
Polling	-	-	-	-	-	-
Absentee	-	-	-	-	-	-
Early Vote	-	-	-	-	-	-
Provisional	-	-	-	-	-	-
Total	-	-	-	-	-	-
COR03						

RETRIEVED FROM DEMOCRACYDOCKET.COM

Statement of Votes Cast
Shelby County, TN
State and Federal General Election _Municipal Elections
November 6, 2018
SOVC For Jurisdiction Wide, All Counters, All Races
Official Combined Results

GERMANTOWN SCH BOARD POST 4

	Reg. Voters	Times Counted	Total Votes	Angela Rickman Griff		Robyn Rey Rudisill		Write-In Votes	
Polling	-	-	-	-	-	-	-	-	-
Absentee	-	-	-	-	-	-	-	-	-
Early Vote	-	-	-	-	-	-	-	-	-
Provisional	-	-	-	-	-	-	-	-	-
Total	-	-	-	-	-	-	-	-	-
COR04									
Polling	-	-	-	-	-	-	-	-	-
Absentee	-	-	-	-	-	-	-	-	-
Early Vote	-	-	-	-	-	-	-	-	-
Provisional	-	-	-	-	-	-	-	-	-
Total	-	-	-	-	-	-	-	-	-
COR05									
Polling	-	-	-	-	-	-	-	-	-
Absentee	-	-	-	-	-	-	-	-	-
Early Vote	-	-	-	-	-	-	-	-	-
Provisional	-	-	-	-	-	-	-	-	-
Total	-	-	-	-	-	-	-	-	-
EAD00									
Polling	-	-	-	-	-	-	-	-	-
Absentee	-	-	-	-	-	-	-	-	-
Early Vote	-	-	-	-	-	-	-	-	-
Provisional	-	-	-	-	-	-	-	-	-
Total	-	-	-	-	-	-	-	-	-
FOR01									
Polling	885	137	118	80	67.80%	38	32.20%	0	0.00%
Absentee	885	8	6	5	83.33%	1	16.67%	0	0.00%
Early Vote	885	392	337	243	72.11%	92	27.30%	2	0.59%
Provisional	885	1	1	0	0.00%	1	100.00%	0	0.00%
Total	885	538	462	328	71.00%	132	28.57%	2	0.43%
FOR02									
Polling	-	-	-	-	-	-	-	-	-
Absentee	-	-	-	-	-	-	-	-	-
Early Vote	-	-	-	-	-	-	-	-	-
Provisional	-	-	-	-	-	-	-	-	-
Total	-	-	-	-	-	-	-	-	-
FOR03									
Polling	-	-	-	-	-	-	-	-	-
Absentee	-	-	-	-	-	-	-	-	-
Early Vote	-	-	-	-	-	-	-	-	-
Provisional	-	-	-	-	-	-	-	-	-
Total	-	-	-	-	-	-	-	-	-
GER02									
Polling	4575	769	642	394	61.37%	247	38.47%	1	0.16%
Absentee	4575	80	50	36	72.00%	14	28.00%	0	0.00%
Early Vote	4575	2082	1760	993	56.42%	766	43.52%	1	0.06%
Provisional	4575	5	2	2	100.00%	0	0.00%	0	0.00%
Total	4575	2936	2454	1425	58.07%	1027	41.85%	2	0.08%
GER03									
Polling	3688	743	614	362	58.96%	250	40.72%	2	0.33%
Absentee	3688	96	73	24	32.88%	49	67.12%	0	0.00%
Early Vote	3688	1457	1200	688	57.33%	509	42.42%	3	0.25%
Provisional	3688	4	4	2	50.00%	2	50.00%	0	0.00%
Total	3688	2300	1891	1076	56.90%	810	42.83%	5	0.26%
GER04									
Polling	4840	962	870	436	50.11%	432	49.66%	2	0.23%
Absentee	4840	72	56	26	46.43%	30	53.57%	0	0.00%
Early Vote	4840	2254	2001	1021	51.02%	977	48.83%	3	0.15%
Provisional	4840	6	6	3	50.00%	3	50.00%	0	0.00%

RETRIEVED FROM DEMOCRACYDOCKET.COM

Statement of Votes Cast
Shelby County, TN
State and Federal General Election _Municipal Elections
November 6, 2018
SOVC For Jurisdiction Wide, All Counters, All Races
Official Combined Results

GERMANTOWN SCH BOARD POST 4

	Reg. Voters	Times Counted	Total Votes	Angela Rickman Griff		Robyn Rey Rudisill		Write-In Votes	
Total	4840	3294	2933	1486	50.66%	1442	49.16%	5	0.17%
GER05									
Polling	5127	1006	844	524	62.09%	320	37.91%	0	0.00%
Absentee	5127	72	62	29	46.77%	32	51.61%	1	1.61%
Early Vote	5127	2287	1912	1169	61.14%	739	38.65%	4	0.21%
Provisional	5127	5	3	2	66.67%	1	33.33%	0	0.00%
Total	5127	3370	2821	1724	61.11%	1092	38.71%	5	0.18%
GER06									
Polling	1911	371	319	202	63.32%	115	36.05%	2	0.63%
Absentee	1911	21	16	7	43.75%	8	50.00%	1	6.25%
Early Vote	1911	823	698	430	61.60%	267	38.25%	1	0.14%
Provisional	1911	0	0	0	-	0	-	0	-
Total	1911	1215	1033	639	61.86%	390	37.75%	4	0.39%
GER08									
Polling	2407	519	464	270	58.19%	194	41.81%	0	0.00%
Absentee	2407	28	24	11	45.83%	13	54.17%	0	0.00%
Early Vote	2407	1118	1003	495	49.35%	507	50.55%	1	0.10%
Provisional	2407	2	2	2	100.00%	0	0.00%	0	0.00%
Total	2407	1667	1493	778	52.11%	714	47.82%	1	0.07%
GER10									
Polling	3307	583	493	301	61.05%	192	38.95%	0	0.00%
Absentee	3307	92	43	27	62.79%	16	37.21%	0	0.00%
Early Vote	3307	1633	1430	882	61.68%	547	38.25%	1	0.07%
Provisional	3307	8	7	6	85.71%	1	14.29%	0	0.00%
Total	3307	2316	1973	1216	61.63%	756	38.32%	1	0.05%
GER11									
Polling	3805	646	566	285	50.35%	280	49.47%	1	0.18%
Absentee	3805	53	43	17	39.53%	26	60.47%	0	0.00%
Early Vote	3805	1798	1561	765	49.01%	793	50.80%	3	0.19%
Provisional	3805	6	4	3	75.00%	1	25.00%	0	0.00%
Total	3805	2503	2174	1070	49.22%	1100	50.60%	4	0.18%
GER12									
Polling	1418	255	225	106	47.11%	118	52.44%	1	0.44%
Absentee	1418	21	15	8	53.33%	7	46.67%	0	0.00%
Early Vote	1418	714	628	273	43.47%	352	56.05%	3	0.48%
Provisional	1418	3	2	2	100.00%	0	0.00%	0	0.00%
Total	1418	993	870	389	44.71%	477	54.83%	4	0.46%
LAK01									
Polling	-	-	-	-	-	-	-	-	-
Absentee	-	-	-	-	-	-	-	-	-
Early Vote	-	-	-	-	-	-	-	-	-
Provisional	-	-	-	-	-	-	-	-	-
Total	-	-	-	-	-	-	-	-	-
LAK02									
Polling	-	-	-	-	-	-	-	-	-
Absentee	-	-	-	-	-	-	-	-	-
Early Vote	-	-	-	-	-	-	-	-	-
Provisional	-	-	-	-	-	-	-	-	-
Total	-	-	-	-	-	-	-	-	-
LUC01									
Polling	-	-	-	-	-	-	-	-	-
Absentee	-	-	-	-	-	-	-	-	-
Early Vote	-	-	-	-	-	-	-	-	-
Provisional	-	-	-	-	-	-	-	-	-
Total	-	-	-	-	-	-	-	-	-
LUC03									
Polling	-	-	-	-	-	-	-	-	-
Absentee	-	-	-	-	-	-	-	-	-

RETRIEVED FROM DEMOCRACYDOCKET.COM

Statement of Votes Cast
Shelby County, TN
State and Federal General Election _Municipal Elections
November 6, 2018
SOVC For Jurisdiction Wide, All Counters, All Races
Official Combined Results

	GERMANTOWN SCH BOARD POST 4					
	Reg. Voters	Times Counted	Total Votes	Angela Rickman Griff	Robyn Rey Rudisill	Write-In Votes
Early Vote	-	-	-	-	-	-
Provisional	-	-	-	-	-	-
Total	-	-	-	-	-	-
MCC00						
Polling	-	-	-	-	-	-
Absentee	-	-	-	-	-	-
Early Vote	-	-	-	-	-	-
Provisional	-	-	-	-	-	-
Total	-	-	-	-	-	-
MIL01						
Polling	-	-	-	-	-	-
Absentee	-	-	-	-	-	-
Early Vote	-	-	-	-	-	-
Provisional	-	-	-	-	-	-
Total	-	-	-	-	-	-
MIL02						
Polling	-	-	-	-	-	-
Absentee	-	-	-	-	-	-
Early Vote	-	-	-	-	-	-
Provisional	-	-	-	-	-	-
Total	-	-	-	-	-	-
MOR01						
Polling	-	-	-	-	-	-
Absentee	-	-	-	-	-	-
Early Vote	-	-	-	-	-	-
Provisional	-	-	-	-	-	-
Total	-	-	-	-	-	-
MOR02						
Polling	-	-	-	-	-	-
Absentee	-	-	-	-	-	-
Early Vote	-	-	-	-	-	-
Provisional	-	-	-	-	-	-
Total	-	-	-	-	-	-
ROS05						
Polling	-	-	-	-	-	-
Absentee	-	-	-	-	-	-
Early Vote	-	-	-	-	-	-
Provisional	-	-	-	-	-	-
Total	-	-	-	-	-	-
ROS13						
Polling	-	-	-	-	-	-
Absentee	-	-	-	-	-	-
Early Vote	-	-	-	-	-	-
Provisional	-	-	-	-	-	-
Total	-	-	-	-	-	-
ROS14						
Polling	-	-	-	-	-	-
Absentee	-	-	-	-	-	-
Early Vote	-	-	-	-	-	-
Provisional	-	-	-	-	-	-
Total	-	-	-	-	-	-
ROS15						
Polling	-	-	-	-	-	-
Absentee	-	-	-	-	-	-
Early Vote	-	-	-	-	-	-
Provisional	-	-	-	-	-	-
Total	-	-	-	-	-	-
ROS16						

RETRIEVED FROM DEMOCRACYDOCKET.COM

Statement of Votes Cast
Shelby County, TN
State and Federal General Election _Municipal Elections
November 6, 2018
SOVC For Jurisdiction Wide, All Counters, All Races
Official Combined Results

	GERMANTOWN SCH BOARD POST 4								
	Reg. Voters	Times Counted	Total Votes	Angela Rickman Griff		Robyn Rey Rudisill		Write-In Votes	
Polling	-	-	-	-	-	-	-	-	-
Absentee	-	-	-	-	-	-	-	-	-
Early Vote	-	-	-	-	-	-	-	-	-
Provisional	-	-	-	-	-	-	-	-	-
Total	-	-	-	-	-	-	-	-	-
STE00									
Polling	-	-	-	-	-	-	-	-	-
Absentee	-	-	-	-	-	-	-	-	-
Early Vote	-	-	-	-	-	-	-	-	-
Provisional	-	-	-	-	-	-	-	-	-
Total	-	-	-	-	-	-	-	-	-
Total									
Polling	31963	5991	5155	2960	57.42%	2186	42.41%	9	0.17%
Absentee	31963	543	388	190	48.97%	196	50.52%	2	0.52%
Early Vote	31963	14558	12530	6959	55.54%	5549	44.29%	22	0.18%
Provisional	31963	40	31	22	70.97%	9	29.03%	0	0.00%
Total	31963	21132	18104	10131	55.96%	7940	43.86%	33	0.18%

RETRIEVED FROM DEMOCRACYDOCKET.COM

Statement of Votes Cast
Shelby County, TN
State and Federal General Election _Municipal Elections
November 6, 2018
SOVC For Jurisdiction Wide, All Counters, All Races
Official Combined Results

	LAKELAND MAYOR					
	Reg. Voters	Times Counted	Total Votes	Wyatt Bunker	Mike Cunningham	Write-In Votes
Jurisdiction Wide						
00100						
Polling	-	-	-	-	-	-
Absentee	-	-	-	-	-	-
Early Vote	-	-	-	-	-	-
Provisional	-	-	-	-	-	-
Total	-	-	-	-	-	-
00200						
Polling	-	-	-	-	-	-
Absentee	-	-	-	-	-	-
Early Vote	-	-	-	-	-	-
Provisional	-	-	-	-	-	-
Total	-	-	-	-	-	-
01100						
Polling	-	-	-	-	-	-
Absentee	-	-	-	-	-	-
Early Vote	-	-	-	-	-	-
Provisional	-	-	-	-	-	-
Total	-	-	-	-	-	-
01200						
Polling	-	-	-	-	-	-
Absentee	-	-	-	-	-	-
Early Vote	-	-	-	-	-	-
Provisional	-	-	-	-	-	-
Total	-	-	-	-	-	-
01300						
Polling	-	-	-	-	-	-
Absentee	-	-	-	-	-	-
Early Vote	-	-	-	-	-	-
Provisional	-	-	-	-	-	-
Total	-	-	-	-	-	-
01601						
Polling	-	-	-	-	-	-
Absentee	-	-	-	-	-	-
Early Vote	-	-	-	-	-	-
Provisional	-	-	-	-	-	-
Total	-	-	-	-	-	-
01603						
Polling	-	-	-	-	-	-
Absentee	-	-	-	-	-	-
Early Vote	-	-	-	-	-	-
Provisional	-	-	-	-	-	-
Total	-	-	-	-	-	-
01700						
Polling	-	-	-	-	-	-
Absentee	-	-	-	-	-	-
Early Vote	-	-	-	-	-	-
Provisional	-	-	-	-	-	-
Total	-	-	-	-	-	-
02001						
Polling	-	-	-	-	-	-
Absentee	-	-	-	-	-	-
Early Vote	-	-	-	-	-	-
Provisional	-	-	-	-	-	-
Total	-	-	-	-	-	-
02003						
Polling	-	-	-	-	-	-
Absentee	-	-	-	-	-	-

RETRIEVED FROM DEMOCRACYDOCKET.COM

Statement of Votes Cast
Shelby County, TN
State and Federal General Election _Municipal Elections
November 6, 2018
SOVC For Jurisdiction Wide, All Counters, All Races
Official Combined Results

	LAKELAND MAYOR					
	Reg. Voters	Times Counted	Total Votes	Wyatt Bunker	Mike Cunningham	Write-In Votes
Early Vote	-	-	-	-	-	-
Provisional	-	-	-	-	-	-
Total	-	-	-	-	-	-
02100						
Polling	-	-	-	-	-	-
Absentee	-	-	-	-	-	-
Early Vote	-	-	-	-	-	-
Provisional	-	-	-	-	-	-
Total	-	-	-	-	-	-
02600						
Polling	-	-	-	-	-	-
Absentee	-	-	-	-	-	-
Early Vote	-	-	-	-	-	-
Provisional	-	-	-	-	-	-
Total	-	-	-	-	-	-
02800						
Polling	-	-	-	-	-	-
Absentee	-	-	-	-	-	-
Early Vote	-	-	-	-	-	-
Provisional	-	-	-	-	-	-
Total	-	-	-	-	-	-
03102						
Polling	-	-	-	-	-	-
Absentee	-	-	-	-	-	-
Early Vote	-	-	-	-	-	-
Provisional	-	-	-	-	-	-
Total	-	-	-	-	-	-
03104						
Polling	-	-	-	-	-	-
Absentee	-	-	-	-	-	-
Early Vote	-	-	-	-	-	-
Provisional	-	-	-	-	-	-
Total	-	-	-	-	-	-
03300						
Polling	-	-	-	-	-	-
Absentee	-	-	-	-	-	-
Early Vote	-	-	-	-	-	-
Provisional	-	-	-	-	-	-
Total	-	-	-	-	-	-
03402						
Polling	-	-	-	-	-	-
Absentee	-	-	-	-	-	-
Early Vote	-	-	-	-	-	-
Provisional	-	-	-	-	-	-
Total	-	-	-	-	-	-
03601						
Polling	-	-	-	-	-	-
Absentee	-	-	-	-	-	-
Early Vote	-	-	-	-	-	-
Provisional	-	-	-	-	-	-
Total	-	-	-	-	-	-
03602						
Polling	-	-	-	-	-	-
Absentee	-	-	-	-	-	-
Early Vote	-	-	-	-	-	-
Provisional	-	-	-	-	-	-
Total	-	-	-	-	-	-
03700						

RETRIEVED FROM DEMOCRACYDOCKET.COM

Statement of Votes Cast
Shelby County, TN
State and Federal General Election _Municipal Elections
November 6, 2018
SOVC For Jurisdiction Wide, All Counters, All Races
Official Combined Results

	LAKELAND MAYOR					
	Reg. Voters	Times Counted	Total Votes	Wyatt Bunker	Mike Cunningham	Write-In Votes
Polling	-	-	-	-	-	-
Absentee	-	-	-	-	-	-
Early Vote	-	-	-	-	-	-
Provisional	-	-	-	-	-	-
Total	-	-	-	-	-	-
04103						
Polling	-	-	-	-	-	-
Absentee	-	-	-	-	-	-
Early Vote	-	-	-	-	-	-
Provisional	-	-	-	-	-	-
Total	-	-	-	-	-	-
04201						
Polling	-	-	-	-	-	-
Absentee	-	-	-	-	-	-
Early Vote	-	-	-	-	-	-
Provisional	-	-	-	-	-	-
Total	-	-	-	-	-	-
04401						
Polling	-	-	-	-	-	-
Absentee	-	-	-	-	-	-
Early Vote	-	-	-	-	-	-
Provisional	-	-	-	-	-	-
Total	-	-	-	-	-	-
04405						
Polling	-	-	-	-	-	-
Absentee	-	-	-	-	-	-
Early Vote	-	-	-	-	-	-
Provisional	-	-	-	-	-	-
Total	-	-	-	-	-	-
04502						
Polling	-	-	-	-	-	-
Absentee	-	-	-	-	-	-
Early Vote	-	-	-	-	-	-
Provisional	-	-	-	-	-	-
Total	-	-	-	-	-	-
04504						
Polling	-	-	-	-	-	-
Absentee	-	-	-	-	-	-
Early Vote	-	-	-	-	-	-
Provisional	-	-	-	-	-	-
Total	-	-	-	-	-	-
04602						
Polling	-	-	-	-	-	-
Absentee	-	-	-	-	-	-
Early Vote	-	-	-	-	-	-
Provisional	-	-	-	-	-	-
Total	-	-	-	-	-	-
04700						
Polling	-	-	-	-	-	-
Absentee	-	-	-	-	-	-
Early Vote	-	-	-	-	-	-
Provisional	-	-	-	-	-	-
Total	-	-	-	-	-	-
04900						
Polling	-	-	-	-	-	-
Absentee	-	-	-	-	-	-
Early Vote	-	-	-	-	-	-
Provisional	-	-	-	-	-	-

RETRIEVED FROM DEMOCRACYDOCKET.COM

Statement of Votes Cast
Shelby County, TN
State and Federal General Election _Municipal Elections
November 6, 2018
SOVC For Jurisdiction Wide, All Counters, All Races
Official Combined Results

	LAKELAND MAYOR					
	Reg. Voters	Times Counted	Total Votes	Wyatt Bunker	Mike Cunningham	Write-In Votes
Total	-	-	-	-	-	-
05001						
Polling	-	-	-	-	-	-
Absentee	-	-	-	-	-	-
Early Vote	-	-	-	-	-	-
Provisional	-	-	-	-	-	-
Total	-	-	-	-	-	-
05002						
Polling	-	-	-	-	-	-
Absentee	-	-	-	-	-	-
Early Vote	-	-	-	-	-	-
Provisional	-	-	-	-	-	-
Total	-	-	-	-	-	-
05201						
Polling	-	-	-	-	-	-
Absentee	-	-	-	-	-	-
Early Vote	-	-	-	-	-	-
Provisional	-	-	-	-	-	-
Total	-	-	-	-	-	-
05301						
Polling	-	-	-	-	-	-
Absentee	-	-	-	-	-	-
Early Vote	-	-	-	-	-	-
Provisional	-	-	-	-	-	-
Total	-	-	-	-	-	-
05400						
Polling	-	-	-	-	-	-
Absentee	-	-	-	-	-	-
Early Vote	-	-	-	-	-	-
Provisional	-	-	-	-	-	-
Total	-	-	-	-	-	-
05502						
Polling	-	-	-	-	-	-
Absentee	-	-	-	-	-	-
Early Vote	-	-	-	-	-	-
Provisional	-	-	-	-	-	-
Total	-	-	-	-	-	-
05700						
Polling	-	-	-	-	-	-
Absentee	-	-	-	-	-	-
Early Vote	-	-	-	-	-	-
Provisional	-	-	-	-	-	-
Total	-	-	-	-	-	-
05801						
Polling	-	-	-	-	-	-
Absentee	-	-	-	-	-	-
Early Vote	-	-	-	-	-	-
Provisional	-	-	-	-	-	-
Total	-	-	-	-	-	-
05804						
Polling	-	-	-	-	-	-
Absentee	-	-	-	-	-	-
Early Vote	-	-	-	-	-	-
Provisional	-	-	-	-	-	-
Total	-	-	-	-	-	-
05905						
Polling	-	-	-	-	-	-
Absentee	-	-	-	-	-	-

RETRIEVED FROM DEMOCRACYDOCKET.COM

Statement of Votes Cast
Shelby County, TN
State and Federal General Election _Municipal Elections
November 6, 2018
SOVC For Jurisdiction Wide, All Counters, All Races
Official Combined Results

	LAKELAND MAYOR					
	Reg. Voters	Times Counted	Total Votes	Wyatt Bunker	Mike Cunningham	Write-In Votes
Early Vote	-	-	-	-	-	-
Provisional	-	-	-	-	-	-
Total	-	-	-	-	-	-
06003						
Polling	-	-	-	-	-	-
Absentee	-	-	-	-	-	-
Early Vote	-	-	-	-	-	-
Provisional	-	-	-	-	-	-
Total	-	-	-	-	-	-
06005						
Polling	-	-	-	-	-	-
Absentee	-	-	-	-	-	-
Early Vote	-	-	-	-	-	-
Provisional	-	-	-	-	-	-
Total	-	-	-	-	-	-
06006						
Polling	-	-	-	-	-	-
Absentee	-	-	-	-	-	-
Early Vote	-	-	-	-	-	-
Provisional	-	-	-	-	-	-
Total	-	-	-	-	-	-
06007						
Polling	-	-	-	-	-	-
Absentee	-	-	-	-	-	-
Early Vote	-	-	-	-	-	-
Provisional	-	-	-	-	-	-
Total	-	-	-	-	-	-
06009						
Polling	-	-	-	-	-	-
Absentee	-	-	-	-	-	-
Early Vote	-	-	-	-	-	-
Provisional	-	-	-	-	-	-
Total	-	-	-	-	-	-
06100						
Polling	-	-	-	-	-	-
Absentee	-	-	-	-	-	-
Early Vote	-	-	-	-	-	-
Provisional	-	-	-	-	-	-
Total	-	-	-	-	-	-
06200						
Polling	-	-	-	-	-	-
Absentee	-	-	-	-	-	-
Early Vote	-	-	-	-	-	-
Provisional	-	-	-	-	-	-
Total	-	-	-	-	-	-
06400						
Polling	-	-	-	-	-	-
Absentee	-	-	-	-	-	-
Early Vote	-	-	-	-	-	-
Provisional	-	-	-	-	-	-
Total	-	-	-	-	-	-
06600						
Polling	-	-	-	-	-	-
Absentee	-	-	-	-	-	-
Early Vote	-	-	-	-	-	-
Provisional	-	-	-	-	-	-
Total	-	-	-	-	-	-
06701						

RETRIEVED FROM DEMOCRACYDOCKET.COM

Statement of Votes Cast
Shelby County, TN
State and Federal General Election _Municipal Elections
November 6, 2018
SOVC For Jurisdiction Wide, All Counters, All Races
Official Combined Results

	LAKELAND MAYOR					
	Reg. Voters	Times Counted	Total Votes	Wyatt Bunker	Mike Cunningham	Write-In Votes
Polling	-	-	-	-	-	-
Absentee	-	-	-	-	-	-
Early Vote	-	-	-	-	-	-
Provisional	-	-	-	-	-	-
Total	-	-	-	-	-	-
06703						
Polling	-	-	-	-	-	-
Absentee	-	-	-	-	-	-
Early Vote	-	-	-	-	-	-
Provisional	-	-	-	-	-	-
Total	-	-	-	-	-	-
06801						
Polling	-	-	-	-	-	-
Absentee	-	-	-	-	-	-
Early Vote	-	-	-	-	-	-
Provisional	-	-	-	-	-	-
Total	-	-	-	-	-	-
06803						
Polling	-	-	-	-	-	-
Absentee	-	-	-	-	-	-
Early Vote	-	-	-	-	-	-
Provisional	-	-	-	-	-	-
Total	-	-	-	-	-	-
06902						
Polling	-	-	-	-	-	-
Absentee	-	-	-	-	-	-
Early Vote	-	-	-	-	-	-
Provisional	-	-	-	-	-	-
Total	-	-	-	-	-	-
07001						
Polling	-	-	-	-	-	-
Absentee	-	-	-	-	-	-
Early Vote	-	-	-	-	-	-
Provisional	-	-	-	-	-	-
Total	-	-	-	-	-	-
07002						
Polling	-	-	-	-	-	-
Absentee	-	-	-	-	-	-
Early Vote	-	-	-	-	-	-
Provisional	-	-	-	-	-	-
Total	-	-	-	-	-	-
07104						
Polling	-	-	-	-	-	-
Absentee	-	-	-	-	-	-
Early Vote	-	-	-	-	-	-
Provisional	-	-	-	-	-	-
Total	-	-	-	-	-	-
07203						
Polling	-	-	-	-	-	-
Absentee	-	-	-	-	-	-
Early Vote	-	-	-	-	-	-
Provisional	-	-	-	-	-	-
Total	-	-	-	-	-	-
07207						
Polling	-	-	-	-	-	-
Absentee	-	-	-	-	-	-
Early Vote	-	-	-	-	-	-
Provisional	-	-	-	-	-	-

RETRIEVED FROM DEMOCRACYDOCKET.COM

Statement of Votes Cast
Shelby County, TN
State and Federal General Election _Municipal Elections
November 6, 2018
SOVC For Jurisdiction Wide, All Counters, All Races
Official Combined Results

	LAKELAND MAYOR					
	Reg. Voters	Times Counted	Total Votes	Wyatt Bunker	Mike Cunningham	Write-In Votes
Total	-	-	-	-	-	-
07301						
Polling	-	-	-	-	-	-
Absentee	-	-	-	-	-	-
Early Vote	-	-	-	-	-	-
Provisional	-	-	-	-	-	-
Total	-	-	-	-	-	-
07303						
Polling	-	-	-	-	-	-
Absentee	-	-	-	-	-	-
Early Vote	-	-	-	-	-	-
Provisional	-	-	-	-	-	-
Total	-	-	-	-	-	-
07401						
Polling	-	-	-	-	-	-
Absentee	-	-	-	-	-	-
Early Vote	-	-	-	-	-	-
Provisional	-	-	-	-	-	-
Total	-	-	-	-	-	-
07402						
Polling	-	-	-	-	-	-
Absentee	-	-	-	-	-	-
Early Vote	-	-	-	-	-	-
Provisional	-	-	-	-	-	-
Total	-	-	-	-	-	-
07405						
Polling	-	-	-	-	-	-
Absentee	-	-	-	-	-	-
Early Vote	-	-	-	-	-	-
Provisional	-	-	-	-	-	-
Total	-	-	-	-	-	-
07409						
Polling	-	-	-	-	-	-
Absentee	-	-	-	-	-	-
Early Vote	-	-	-	-	-	-
Provisional	-	-	-	-	-	-
Total	-	-	-	-	-	-
07501						
Polling	-	-	-	-	-	-
Absentee	-	-	-	-	-	-
Early Vote	-	-	-	-	-	-
Provisional	-	-	-	-	-	-
Total	-	-	-	-	-	-
07506						
Polling	-	-	-	-	-	-
Absentee	-	-	-	-	-	-
Early Vote	-	-	-	-	-	-
Provisional	-	-	-	-	-	-
Total	-	-	-	-	-	-
07507						
Polling	-	-	-	-	-	-
Absentee	-	-	-	-	-	-
Early Vote	-	-	-	-	-	-
Provisional	-	-	-	-	-	-
Total	-	-	-	-	-	-
07511						
Polling	-	-	-	-	-	-
Absentee	-	-	-	-	-	-

RETRIEVED FROM DEMOCRACYDOCKET.COM

Statement of Votes Cast
Shelby County, TN
State and Federal General Election _Municipal Elections
November 6, 2018
SOVC For Jurisdiction Wide, All Counters, All Races
Official Combined Results

	LAKELAND MAYOR					
	Reg. Voters	Times Counted	Total Votes	Wyatt Bunker	Mike Cunningham	Write-In Votes
Early Vote	-	-	-	-	-	-
Provisional	-	-	-	-	-	-
Total	-	-	-	-	-	-
07604						
Polling	-	-	-	-	-	-
Absentee	-	-	-	-	-	-
Early Vote	-	-	-	-	-	-
Provisional	-	-	-	-	-	-
Total	-	-	-	-	-	-
07605						
Polling	-	-	-	-	-	-
Absentee	-	-	-	-	-	-
Early Vote	-	-	-	-	-	-
Provisional	-	-	-	-	-	-
Total	-	-	-	-	-	-
07606						
Polling	-	-	-	-	-	-
Absentee	-	-	-	-	-	-
Early Vote	-	-	-	-	-	-
Provisional	-	-	-	-	-	-
Total	-	-	-	-	-	-
07701						
Polling	-	-	-	-	-	-
Absentee	-	-	-	-	-	-
Early Vote	-	-	-	-	-	-
Provisional	-	-	-	-	-	-
Total	-	-	-	-	-	-
07703						
Polling	-	-	-	-	-	-
Absentee	-	-	-	-	-	-
Early Vote	-	-	-	-	-	-
Provisional	-	-	-	-	-	-
Total	-	-	-	-	-	-
07803						
Polling	-	-	-	-	-	-
Absentee	-	-	-	-	-	-
Early Vote	-	-	-	-	-	-
Provisional	-	-	-	-	-	-
Total	-	-	-	-	-	-
07901						
Polling	-	-	-	-	-	-
Absentee	-	-	-	-	-	-
Early Vote	-	-	-	-	-	-
Provisional	-	-	-	-	-	-
Total	-	-	-	-	-	-
07902						
Polling	-	-	-	-	-	-
Absentee	-	-	-	-	-	-
Early Vote	-	-	-	-	-	-
Provisional	-	-	-	-	-	-
Total	-	-	-	-	-	-
07903						
Polling	-	-	-	-	-	-
Absentee	-	-	-	-	-	-
Early Vote	-	-	-	-	-	-
Provisional	-	-	-	-	-	-
Total	-	-	-	-	-	-
07907						

RETRIEVED FROM DEMOCRACYDOCKET.COM

Statement of Votes Cast
Shelby County, TN
State and Federal General Election _Municipal Elections
November 6, 2018
SOVC For Jurisdiction Wide, All Counters, All Races
Official Combined Results

	LAKELAND MAYOR					
	Reg. Voters	Times Counted	Total Votes	Wyatt Bunker	Mike Cunningham	Write-In Votes
Polling	-	-	-	-	-	-
Absentee	-	-	-	-	-	-
Early Vote	-	-	-	-	-	-
Provisional	-	-	-	-	-	-
Total	-	-	-	-	-	-
08002						
Polling	-	-	-	-	-	-
Absentee	-	-	-	-	-	-
Early Vote	-	-	-	-	-	-
Provisional	-	-	-	-	-	-
Total	-	-	-	-	-	-
08101						
Polling	-	-	-	-	-	-
Absentee	-	-	-	-	-	-
Early Vote	-	-	-	-	-	-
Provisional	-	-	-	-	-	-
Total	-	-	-	-	-	-
08103						
Polling	-	-	-	-	-	-
Absentee	-	-	-	-	-	-
Early Vote	-	-	-	-	-	-
Provisional	-	-	-	-	-	-
Total	-	-	-	-	-	-
08105						
Polling	-	-	-	-	-	-
Absentee	-	-	-	-	-	-
Early Vote	-	-	-	-	-	-
Provisional	-	-	-	-	-	-
Total	-	-	-	-	-	-
08107						
Polling	-	-	-	-	-	-
Absentee	-	-	-	-	-	-
Early Vote	-	-	-	-	-	-
Provisional	-	-	-	-	-	-
Total	-	-	-	-	-	-
08202						
Polling	-	-	-	-	-	-
Absentee	-	-	-	-	-	-
Early Vote	-	-	-	-	-	-
Provisional	-	-	-	-	-	-
Total	-	-	-	-	-	-
08300						
Polling	-	-	-	-	-	-
Absentee	-	-	-	-	-	-
Early Vote	-	-	-	-	-	-
Provisional	-	-	-	-	-	-
Total	-	-	-	-	-	-
08402						
Polling	-	-	-	-	-	-
Absentee	-	-	-	-	-	-
Early Vote	-	-	-	-	-	-
Provisional	-	-	-	-	-	-
Total	-	-	-	-	-	-
08600						
Polling	-	-	-	-	-	-
Absentee	-	-	-	-	-	-
Early Vote	-	-	-	-	-	-
Provisional	-	-	-	-	-	-

RETRIEVED FROM DEMOCRACYDOCKET.COM

Statement of Votes Cast
Shelby County, TN
State and Federal General Election _Municipal Elections
November 6, 2018
SOVC For Jurisdiction Wide, All Counters, All Races
Official Combined Results

	LAKELAND MAYOR					
	Reg. Voters	Times Counted	Total Votes	Wyatt Bunker	Mike Cunningham	Write-In Votes
Total	-	-	-	-	-	-
08702						
Polling	-	-	-	-	-	-
Absentee	-	-	-	-	-	-
Early Vote	-	-	-	-	-	-
Provisional	-	-	-	-	-	-
Total	-	-	-	-	-	-
08703						
Polling	-	-	-	-	-	-
Absentee	-	-	-	-	-	-
Early Vote	-	-	-	-	-	-
Provisional	-	-	-	-	-	-
Total	-	-	-	-	-	-
08704						
Polling	-	-	-	-	-	-
Absentee	-	-	-	-	-	-
Early Vote	-	-	-	-	-	-
Provisional	-	-	-	-	-	-
Total	-	-	-	-	-	-
08802						
Polling	-	-	-	-	-	-
Absentee	-	-	-	-	-	-
Early Vote	-	-	-	-	-	-
Provisional	-	-	-	-	-	-
Total	-	-	-	-	-	-
08803						
Polling	-	-	-	-	-	-
Absentee	-	-	-	-	-	-
Early Vote	-	-	-	-	-	-
Provisional	-	-	-	-	-	-
Total	-	-	-	-	-	-
08804						
Polling	-	-	-	-	-	-
Absentee	-	-	-	-	-	-
Early Vote	-	-	-	-	-	-
Provisional	-	-	-	-	-	-
Total	-	-	-	-	-	-
08901						
Polling	-	-	-	-	-	-
Absentee	-	-	-	-	-	-
Early Vote	-	-	-	-	-	-
Provisional	-	-	-	-	-	-
Total	-	-	-	-	-	-
08902						
Polling	-	-	-	-	-	-
Absentee	-	-	-	-	-	-
Early Vote	-	-	-	-	-	-
Provisional	-	-	-	-	-	-
Total	-	-	-	-	-	-
09002						
Polling	-	-	-	-	-	-
Absentee	-	-	-	-	-	-
Early Vote	-	-	-	-	-	-
Provisional	-	-	-	-	-	-
Total	-	-	-	-	-	-
09003						
Polling	-	-	-	-	-	-
Absentee	-	-	-	-	-	-

RETRIEVED FROM DEMOCRACYDOCKET.COM

Statement of Votes Cast
Shelby County, TN
State and Federal General Election _Municipal Elections
November 6, 2018
SOVC For Jurisdiction Wide, All Counters, All Races
Official Combined Results

	LAKELAND MAYOR					
	Reg. Voters	Times Counted	Total Votes	Wyatt Bunker	Mike Cunningham	Write-In Votes
Early Vote	-	-	-	-	-	-
Provisional	-	-	-	-	-	-
Total	-	-	-	-	-	-
09101						
Polling	-	-	-	-	-	-
Absentee	-	-	-	-	-	-
Early Vote	-	-	-	-	-	-
Provisional	-	-	-	-	-	-
Total	-	-	-	-	-	-
09102						
Polling	-	-	-	-	-	-
Absentee	-	-	-	-	-	-
Early Vote	-	-	-	-	-	-
Provisional	-	-	-	-	-	-
Total	-	-	-	-	-	-
09104						
Polling	-	-	-	-	-	-
Absentee	-	-	-	-	-	-
Early Vote	-	-	-	-	-	-
Provisional	-	-	-	-	-	-
Total	-	-	-	-	-	-
09201						
Polling	-	-	-	-	-	-
Absentee	-	-	-	-	-	-
Early Vote	-	-	-	-	-	-
Provisional	-	-	-	-	-	-
Total	-	-	-	-	-	-
09301						
Polling	-	-	-	-	-	-
Absentee	-	-	-	-	-	-
Early Vote	-	-	-	-	-	-
Provisional	-	-	-	-	-	-
Total	-	-	-	-	-	-
09303						
Polling	-	-	-	-	-	-
Absentee	-	-	-	-	-	-
Early Vote	-	-	-	-	-	-
Provisional	-	-	-	-	-	-
Total	-	-	-	-	-	-
09403						
Polling	-	-	-	-	-	-
Absentee	-	-	-	-	-	-
Early Vote	-	-	-	-	-	-
Provisional	-	-	-	-	-	-
Total	-	-	-	-	-	-
09406						
Polling	-	-	-	-	-	-
Absentee	-	-	-	-	-	-
Early Vote	-	-	-	-	-	-
Provisional	-	-	-	-	-	-
Total	-	-	-	-	-	-
09407						
Polling	-	-	-	-	-	-
Absentee	-	-	-	-	-	-
Early Vote	-	-	-	-	-	-
Provisional	-	-	-	-	-	-
Total	-	-	-	-	-	-
09408						

RETRIEVED FROM DEMOCRACYDOCKET.COM

Statement of Votes Cast
Shelby County, TN
State and Federal General Election _Municipal Elections
November 6, 2018
SOVC For Jurisdiction Wide, All Counters, All Races
Official Combined Results

	LAKELAND MAYOR								
	Reg. Voters	Times Counted	Total Votes	Wyatt Bunker		Mike Cunningham		Write-In Votes	
Polling	-	-	-	-	-	-	-	-	-
Absentee	-	-	-	-	-	-	-	-	-
Early Vote	-	-	-	-	-	-	-	-	-
Provisional	-	-	-	-	-	-	-	-	-
Total	-	-	-	-	-	-	-	-	-
09501									
Polling	-	-	-	-	-	-	-	-	-
Absentee	-	-	-	-	-	-	-	-	-
Early Vote	-	-	-	-	-	-	-	-	-
Provisional	-	-	-	-	-	-	-	-	-
Total	-	-	-	-	-	-	-	-	-
09505									
Polling	-	-	-	-	-	-	-	-	-
Absentee	-	-	-	-	-	-	-	-	-
Early Vote	-	-	-	-	-	-	-	-	-
Provisional	-	-	-	-	-	-	-	-	-
Total	-	-	-	-	-	-	-	-	-
09506									
Polling	-	-	-	-	-	-	-	-	-
Absentee	-	-	-	-	-	-	-	-	-
Early Vote	-	-	-	-	-	-	-	-	-
Provisional	-	-	-	-	-	-	-	-	-
Total	-	-	-	-	-	-	-	-	-
09507									
Polling	-	-	-	-	-	-	-	-	-
Absentee	-	-	-	-	-	-	-	-	-
Early Vote	-	-	-	-	-	-	-	-	-
Provisional	-	-	-	-	-	-	-	-	-
Total	-	-	-	-	-	-	-	-	-
09508									
Polling	-	-	-	-	-	-	-	-	-
Absentee	-	-	-	-	-	-	-	-	-
Early Vote	-	-	-	-	-	-	-	-	-
Provisional	-	-	-	-	-	-	-	-	-
Total	-	-	-	-	-	-	-	-	-
09601									
Polling	-	-	-	-	-	-	-	-	-
Absentee	-	-	-	-	-	-	-	-	-
Early Vote	-	-	-	-	-	-	-	-	-
Provisional	-	-	-	-	-	-	-	-	-
Total	-	-	-	-	-	-	-	-	-
09602									
Polling	-	-	-	-	-	-	-	-	-
Absentee	-	-	-	-	-	-	-	-	-
Early Vote	-	-	-	-	-	-	-	-	-
Provisional	-	-	-	-	-	-	-	-	-
Total	-	-	-	-	-	-	-	-	-
ARL01									
Polling	-	-	-	-	-	-	-	-	-
Absentee	-	-	-	-	-	-	-	-	-
Early Vote	-	-	-	-	-	-	-	-	-
Provisional	-	-	-	-	-	-	-	-	-
Total	-	-	-	-	-	-	-	-	-
ARL02									
Polling	118	20	19	6	31.58%	13	68.42%	0	0.00%
Absentee	118	3	3	3	100.00%	0	0.00%	0	0.00%
Early Vote	118	57	54	6	11.11%	47	87.04%	1	1.85%
Provisional	118	0	0	0	-	0	-	0	-

RETRIEVED FROM DEMOCRACYDOCKET.COM

Statement of Votes Cast
Shelby County, TN
State and Federal General Election _Municipal Elections
November 6, 2018
SOVC For Jurisdiction Wide, All Counters, All Races
Official Combined Results

	LAKELAND MAYOR								
	Reg. Voters	Times Counted	Total Votes	Wyatt Bunker		Mike Cunningham		Write-In Votes	
Total	118	80	76	15	19.74%	60	78.95%	1	1.32%
BAR03									
Polling	-	-	-	-	-	-	-	-	-
Absentee	-	-	-	-	-	-	-	-	-
Early Vote	-	-	-	-	-	-	-	-	-
Provisional	-	-	-	-	-	-	-	-	-
Total	-	-	-	-	-	-	-	-	-
BAR04									
Polling	-	-	-	-	-	-	-	-	-
Absentee	-	-	-	-	-	-	-	-	-
Early Vote	-	-	-	-	-	-	-	-	-
Provisional	-	-	-	-	-	-	-	-	-
Total	-	-	-	-	-	-	-	-	-
BAR05									
Polling	-	-	-	-	-	-	-	-	-
Absentee	-	-	-	-	-	-	-	-	-
Early Vote	-	-	-	-	-	-	-	-	-
Provisional	-	-	-	-	-	-	-	-	-
Total	-	-	-	-	-	-	-	-	-
BAR06									
Polling	-	-	-	-	-	-	-	-	-
Absentee	-	-	-	-	-	-	-	-	-
Early Vote	-	-	-	-	-	-	-	-	-
Provisional	-	-	-	-	-	-	-	-	-
Total	-	-	-	-	-	-	-	-	-
BAR08									
Polling	-	-	-	-	-	-	-	-	-
Absentee	-	-	-	-	-	-	-	-	-
Early Vote	-	-	-	-	-	-	-	-	-
Provisional	-	-	-	-	-	-	-	-	-
Total	-	-	-	-	-	-	-	-	-
BAR09									
Polling	-	-	-	-	-	-	-	-	-
Absentee	-	-	-	-	-	-	-	-	-
Early Vote	-	-	-	-	-	-	-	-	-
Provisional	-	-	-	-	-	-	-	-	-
Total	-	-	-	-	-	-	-	-	-
BAR11									
Polling	-	-	-	-	-	-	-	-	-
Absentee	-	-	-	-	-	-	-	-	-
Early Vote	-	-	-	-	-	-	-	-	-
Provisional	-	-	-	-	-	-	-	-	-
Total	-	-	-	-	-	-	-	-	-
BAR13									
Polling	-	-	-	-	-	-	-	-	-
Absentee	-	-	-	-	-	-	-	-	-
Early Vote	-	-	-	-	-	-	-	-	-
Provisional	-	-	-	-	-	-	-	-	-
Total	-	-	-	-	-	-	-	-	-
BRU01									
Polling	-	-	-	-	-	-	-	-	-
Absentee	-	-	-	-	-	-	-	-	-
Early Vote	-	-	-	-	-	-	-	-	-
Provisional	-	-	-	-	-	-	-	-	-
Total	-	-	-	-	-	-	-	-	-
BRU02									
Polling	-	-	-	-	-	-	-	-	-
Absentee	-	-	-	-	-	-	-	-	-

RETRIEVED FROM DEMOCRACYDOCKET.COM

Statement of Votes Cast
Shelby County, TN
State and Federal General Election _Municipal Elections
November 6, 2018
SOVC For Jurisdiction Wide, All Counters, All Races
Official Combined Results

	LAKELAND MAYOR					
	Reg. Voters	Times Counted	Total Votes	Wyatt Bunker	Mike Cunningham	Write-In Votes
Early Vote	-	-	-	-	-	-
Provisional	-	-	-	-	-	-
Total	-	-	-	-	-	-
COL01						
Polling	-	-	-	-	-	-
Absentee	-	-	-	-	-	-
Early Vote	-	-	-	-	-	-
Provisional	-	-	-	-	-	-
Total	-	-	-	-	-	-
COL02						
Polling	-	-	-	-	-	-
Absentee	-	-	-	-	-	-
Early Vote	-	-	-	-	-	-
Provisional	-	-	-	-	-	-
Total	-	-	-	-	-	-
COL03						
Polling	-	-	-	-	-	-
Absentee	-	-	-	-	-	-
Early Vote	-	-	-	-	-	-
Provisional	-	-	-	-	-	-
Total	-	-	-	-	-	-
COL04						
Polling	-	-	-	-	-	-
Absentee	-	-	-	-	-	-
Early Vote	-	-	-	-	-	-
Provisional	-	-	-	-	-	-
Total	-	-	-	-	-	-
COL05						
Polling	-	-	-	-	-	-
Absentee	-	-	-	-	-	-
Early Vote	-	-	-	-	-	-
Provisional	-	-	-	-	-	-
Total	-	-	-	-	-	-
COL06						
Polling	-	-	-	-	-	-
Absentee	-	-	-	-	-	-
Early Vote	-	-	-	-	-	-
Provisional	-	-	-	-	-	-
Total	-	-	-	-	-	-
COL07						
Polling	-	-	-	-	-	-
Absentee	-	-	-	-	-	-
Early Vote	-	-	-	-	-	-
Provisional	-	-	-	-	-	-
Total	-	-	-	-	-	-
COL08						
Polling	-	-	-	-	-	-
Absentee	-	-	-	-	-	-
Early Vote	-	-	-	-	-	-
Provisional	-	-	-	-	-	-
Total	-	-	-	-	-	-
COL09						
Polling	-	-	-	-	-	-
Absentee	-	-	-	-	-	-
Early Vote	-	-	-	-	-	-
Provisional	-	-	-	-	-	-
Total	-	-	-	-	-	-
COR03						

RETRIEVED FROM DEMOCRACYDOCKET.COM

Statement of Votes Cast
Shelby County, TN
State and Federal General Election _Municipal Elections
November 6, 2018
SOVC For Jurisdiction Wide, All Counters, All Races
Official Combined Results

	LAKELAND MAYOR					
	Reg. Voters	Times Counted	Total Votes	Wyatt Bunker	Mike Cunningham	Write-In Votes
Polling	-	-	-	-	-	-
Absentee	-	-	-	-	-	-
Early Vote	-	-	-	-	-	-
Provisional	-	-	-	-	-	-
Total	-	-	-	-	-	-
COR04						
Polling	-	-	-	-	-	-
Absentee	-	-	-	-	-	-
Early Vote	-	-	-	-	-	-
Provisional	-	-	-	-	-	-
Total	-	-	-	-	-	-
COR05						
Polling	-	-	-	-	-	-
Absentee	-	-	-	-	-	-
Early Vote	-	-	-	-	-	-
Provisional	-	-	-	-	-	-
Total	-	-	-	-	-	-
EAD00						
Polling	-	-	-	-	-	-
Absentee	-	-	-	-	-	-
Early Vote	-	-	-	-	-	-
Provisional	-	-	-	-	-	-
Total	-	-	-	-	-	-
FOR01						
Polling	-	-	-	-	-	-
Absentee	-	-	-	-	-	-
Early Vote	-	-	-	-	-	-
Provisional	-	-	-	-	-	-
Total	-	-	-	-	-	-
FOR02						
Polling	-	-	-	-	-	-
Absentee	-	-	-	-	-	-
Early Vote	-	-	-	-	-	-
Provisional	-	-	-	-	-	-
Total	-	-	-	-	-	-
FOR03						
Polling	-	-	-	-	-	-
Absentee	-	-	-	-	-	-
Early Vote	-	-	-	-	-	-
Provisional	-	-	-	-	-	-
Total	-	-	-	-	-	-
GER02						
Polling	-	-	-	-	-	-
Absentee	-	-	-	-	-	-
Early Vote	-	-	-	-	-	-
Provisional	-	-	-	-	-	-
Total	-	-	-	-	-	-
GER03						
Polling	-	-	-	-	-	-
Absentee	-	-	-	-	-	-
Early Vote	-	-	-	-	-	-
Provisional	-	-	-	-	-	-
Total	-	-	-	-	-	-
GER04						
Polling	-	-	-	-	-	-
Absentee	-	-	-	-	-	-
Early Vote	-	-	-	-	-	-
Provisional	-	-	-	-	-	-

RETRIEVED FROM DEMOCRACYDOCKET.COM

Statement of Votes Cast
Shelby County, TN
State and Federal General Election _Municipal Elections
November 6, 2018
SOVC For Jurisdiction Wide, All Counters, All Races
Official Combined Results

LAKELAND MAYOR

	Reg. Voters	Times Counted	Total Votes	Wyatt Bunker		Mike Cunningham		Write-In Votes	
Total	-	-	-	-	-	-	-	-	-
GER05									
Polling	-	-	-	-	-	-	-	-	-
Absentee	-	-	-	-	-	-	-	-	-
Early Vote	-	-	-	-	-	-	-	-	-
Provisional	-	-	-	-	-	-	-	-	-
Total	-	-	-	-	-	-	-	-	-
GER06									
Polling	-	-	-	-	-	-	-	-	-
Absentee	-	-	-	-	-	-	-	-	-
Early Vote	-	-	-	-	-	-	-	-	-
Provisional	-	-	-	-	-	-	-	-	-
Total	-	-	-	-	-	-	-	-	-
GER08									
Polling	-	-	-	-	-	-	-	-	-
Absentee	-	-	-	-	-	-	-	-	-
Early Vote	-	-	-	-	-	-	-	-	-
Provisional	-	-	-	-	-	-	-	-	-
Total	-	-	-	-	-	-	-	-	-
GER10									
Polling	-	-	-	-	-	-	-	-	-
Absentee	-	-	-	-	-	-	-	-	-
Early Vote	-	-	-	-	-	-	-	-	-
Provisional	-	-	-	-	-	-	-	-	-
Total	-	-	-	-	-	-	-	-	-
GER11									
Polling	-	-	-	-	-	-	-	-	-
Absentee	-	-	-	-	-	-	-	-	-
Early Vote	-	-	-	-	-	-	-	-	-
Provisional	-	-	-	-	-	-	-	-	-
Total	-	-	-	-	-	-	-	-	-
GER12									
Polling	-	-	-	-	-	-	-	-	-
Absentee	-	-	-	-	-	-	-	-	-
Early Vote	-	-	-	-	-	-	-	-	-
Provisional	-	-	-	-	-	-	-	-	-
Total	-	-	-	-	-	-	-	-	-
LAK01									
Polling	6222	870	815	370	45.40%	443	54.36%	2	0.25%
Absentee	6222	35	32	14	43.75%	18	56.25%	0	0.00%
Early Vote	6222	3167	3046	1552	50.95%	1490	48.92%	4	0.13%
Provisional	6222	17	16	10	62.50%	6	37.50%	0	0.00%
Total	6222	4089	3909	1946	49.78%	1957	50.06%	6	0.15%
LAK02									
Polling	2654	568	526	244	46.39%	277	52.66%	5	0.95%
Absentee	2654	17	17	10	58.82%	7	41.18%	0	0.00%
Early Vote	2654	846	801	358	44.69%	437	54.56%	6	0.75%
Provisional	2654	2	2	1	50.00%	1	50.00%	0	0.00%
Total	2654	1433	1346	613	45.54%	722	53.64%	11	0.82%
LUC01									
Polling	-	-	-	-	-	-	-	-	-
Absentee	-	-	-	-	-	-	-	-	-
Early Vote	-	-	-	-	-	-	-	-	-
Provisional	-	-	-	-	-	-	-	-	-
Total	-	-	-	-	-	-	-	-	-
LUC03									
Polling	-	-	-	-	-	-	-	-	-
Absentee	-	-	-	-	-	-	-	-	-

RETRIEVED FROM DEMOCRACYDOCKET.COM

Statement of Votes Cast
Shelby County, TN
State and Federal General Election _Municipal Elections
November 6, 2018
SOVC For Jurisdiction Wide, All Counters, All Races
Official Combined Results

	LAKELAND MAYOR					
	Reg. Voters	Times Counted	Total Votes	Wyatt Bunker	Mike Cunningham	Write-In Votes
Early Vote	-	-	-	-	-	-
Provisional	-	-	-	-	-	-
Total	-	-	-	-	-	-
MCC00						
Polling	-	-	-	-	-	-
Absentee	-	-	-	-	-	-
Early Vote	-	-	-	-	-	-
Provisional	-	-	-	-	-	-
Total	-	-	-	-	-	-
MIL01						
Polling	-	-	-	-	-	-
Absentee	-	-	-	-	-	-
Early Vote	-	-	-	-	-	-
Provisional	-	-	-	-	-	-
Total	-	-	-	-	-	-
MIL02						
Polling	-	-	-	-	-	-
Absentee	-	-	-	-	-	-
Early Vote	-	-	-	-	-	-
Provisional	-	-	-	-	-	-
Total	-	-	-	-	-	-
MOR01						
Polling	-	-	-	-	-	-
Absentee	-	-	-	-	-	-
Early Vote	-	-	-	-	-	-
Provisional	-	-	-	-	-	-
Total	-	-	-	-	-	-
MOR02						
Polling	-	-	-	-	-	-
Absentee	-	-	-	-	-	-
Early Vote	-	-	-	-	-	-
Provisional	-	-	-	-	-	-
Total	-	-	-	-	-	-
ROS05						
Polling	-	-	-	-	-	-
Absentee	-	-	-	-	-	-
Early Vote	-	-	-	-	-	-
Provisional	-	-	-	-	-	-
Total	-	-	-	-	-	-
ROS13						
Polling	-	-	-	-	-	-
Absentee	-	-	-	-	-	-
Early Vote	-	-	-	-	-	-
Provisional	-	-	-	-	-	-
Total	-	-	-	-	-	-
ROS14						
Polling	-	-	-	-	-	-
Absentee	-	-	-	-	-	-
Early Vote	-	-	-	-	-	-
Provisional	-	-	-	-	-	-
Total	-	-	-	-	-	-
ROS15						
Polling	-	-	-	-	-	-
Absentee	-	-	-	-	-	-
Early Vote	-	-	-	-	-	-
Provisional	-	-	-	-	-	-
Total	-	-	-	-	-	-
ROS16						

RETRIEVED FROM DEMOCRACYDOCKET.COM

Statement of Votes Cast
Shelby County, TN
State and Federal General Election _Municipal Elections
November 6, 2018
SOVC For Jurisdiction Wide, All Counters, All Races
Official Combined Results

	LAKELAND MAYOR								
	Reg. Voters	Times Counted	Total Votes	Wyatt Bunker		Mike Cunningham		Write-In Votes	
Polling	-	-	-	-	-	-	-	-	-
Absentee	-	-	-	-	-	-	-	-	-
Early Vote	-	-	-	-	-	-	-	-	-
Provisional	-	-	-	-	-	-	-	-	-
Total	-	-	-	-	-	-	-	-	-
STE00									
Polling	523	76	73	18	24.66%	55	75.34%	0	0.00%
Absentee	523	5	4	0	0.00%	4	100.00%	0	0.00%
Early Vote	523	280	263	73	27.76%	186	70.72%	4	1.52%
Provisional	523	0	0	0	-	0	-	0	-
Total	523	361	340	91	26.76%	245	72.06%	4	1.18%
Total									
Polling	9517	1534	1433	638	44.52%	788	54.99%	7	0.49%
Absentee	9517	60	56	27	48.21%	29	51.79%	0	0.00%
Early Vote	9517	4350	4164	1989	47.77%	2160	51.87%	15	0.36%
Provisional	9517	19	18	11	61.11%	7	38.89%	0	0.00%
Total	9517	5963	5671	2665	46.99%	2984	52.62%	22	0.39%

RETRIEVED FROM DEMOCRACYDOCKET.COM

Statement of Votes Cast
Shelby County, TN
State and Federal General Election _Municipal Elections
November 6, 2018
SOVC For Jurisdiction Wide, All Counters, All Races
Official Combined Results

	LAKELAND COMMISSIONER								
	Reg. Voters	Times Counted	Total Votes	Jeremy Clayton Burne	Michele Dial		Richard A. Gonzales,		
Jurisdiction Wide									
00100									
Polling	-	-	-	-	-	-	-	-	-
Absentee	-	-	-	-	-	-	-	-	-
Early Vote	-	-	-	-	-	-	-	-	-
Provisional	-	-	-	-	-	-	-	-	-
Total	-	-	-	-	-	-	-	-	-
00200									
Polling	-	-	-	-	-	-	-	-	-
Absentee	-	-	-	-	-	-	-	-	-
Early Vote	-	-	-	-	-	-	-	-	-
Provisional	-	-	-	-	-	-	-	-	-
Total	-	-	-	-	-	-	-	-	-
01100									
Polling	-	-	-	-	-	-	-	-	-
Absentee	-	-	-	-	-	-	-	-	-
Early Vote	-	-	-	-	-	-	-	-	-
Provisional	-	-	-	-	-	-	-	-	-
Total	-	-	-	-	-	-	-	-	-
01200									
Polling	-	-	-	-	-	-	-	-	-
Absentee	-	-	-	-	-	-	-	-	-
Early Vote	-	-	-	-	-	-	-	-	-
Provisional	-	-	-	-	-	-	-	-	-
Total	-	-	-	-	-	-	-	-	-
01300									
Polling	-	-	-	-	-	-	-	-	-
Absentee	-	-	-	-	-	-	-	-	-
Early Vote	-	-	-	-	-	-	-	-	-
Provisional	-	-	-	-	-	-	-	-	-
Total	-	-	-	-	-	-	-	-	-
01601									
Polling	-	-	-	-	-	-	-	-	-
Absentee	-	-	-	-	-	-	-	-	-
Early Vote	-	-	-	-	-	-	-	-	-
Provisional	-	-	-	-	-	-	-	-	-
Total	-	-	-	-	-	-	-	-	-
01603									
Polling	-	-	-	-	-	-	-	-	-
Absentee	-	-	-	-	-	-	-	-	-
Early Vote	-	-	-	-	-	-	-	-	-
Provisional	-	-	-	-	-	-	-	-	-
Total	-	-	-	-	-	-	-	-	-
01700									
Polling	-	-	-	-	-	-	-	-	-
Absentee	-	-	-	-	-	-	-	-	-
Early Vote	-	-	-	-	-	-	-	-	-
Provisional	-	-	-	-	-	-	-	-	-
Total	-	-	-	-	-	-	-	-	-
02001									
Polling	-	-	-	-	-	-	-	-	-
Absentee	-	-	-	-	-	-	-	-	-
Early Vote	-	-	-	-	-	-	-	-	-
Provisional	-	-	-	-	-	-	-	-	-
Total	-	-	-	-	-	-	-	-	-
02003									
Polling	-	-	-	-	-	-	-	-	-
Absentee	-	-	-	-	-	-	-	-	-

RETRIEVED FROM DEMOCRACYDOCKET.COM

Statement of Votes Cast
Shelby County, TN
State and Federal General Election _Municipal Elections
November 6, 2018
SOVC For Jurisdiction Wide, All Counters, All Races
Official Combined Results

	LAKELAND COMMISSIONER								
	Reg. Voters	Times Counted	Total Votes	Jeremy Clayton Burne		Michele Dial		Richard A. Gonzales,	
Early Vote	-	-	-	-	-	-	-	-	-
Provisional	-	-	-	-	-	-	-	-	-
Total	-	-	-	-	-	-	-	-	-
02100									
Polling	-	-	-	-	-	-	-	-	-
Absentee	-	-	-	-	-	-	-	-	-
Early Vote	-	-	-	-	-	-	-	-	-
Provisional	-	-	-	-	-	-	-	-	-
Total	-	-	-	-	-	-	-	-	-
02600									
Polling	-	-	-	-	-	-	-	-	-
Absentee	-	-	-	-	-	-	-	-	-
Early Vote	-	-	-	-	-	-	-	-	-
Provisional	-	-	-	-	-	-	-	-	-
Total	-	-	-	-	-	-	-	-	-
02800									
Polling	-	-	-	-	-	-	-	-	-
Absentee	-	-	-	-	-	-	-	-	-
Early Vote	-	-	-	-	-	-	-	-	-
Provisional	-	-	-	-	-	-	-	-	-
Total	-	-	-	-	-	-	-	-	-
03102									
Polling	-	-	-	-	-	-	-	-	-
Absentee	-	-	-	-	-	-	-	-	-
Early Vote	-	-	-	-	-	-	-	-	-
Provisional	-	-	-	-	-	-	-	-	-
Total	-	-	-	-	-	-	-	-	-
03104									
Polling	-	-	-	-	-	-	-	-	-
Absentee	-	-	-	-	-	-	-	-	-
Early Vote	-	-	-	-	-	-	-	-	-
Provisional	-	-	-	-	-	-	-	-	-
Total	-	-	-	-	-	-	-	-	-
03300									
Polling	-	-	-	-	-	-	-	-	-
Absentee	-	-	-	-	-	-	-	-	-
Early Vote	-	-	-	-	-	-	-	-	-
Provisional	-	-	-	-	-	-	-	-	-
Total	-	-	-	-	-	-	-	-	-
03402									
Polling	-	-	-	-	-	-	-	-	-
Absentee	-	-	-	-	-	-	-	-	-
Early Vote	-	-	-	-	-	-	-	-	-
Provisional	-	-	-	-	-	-	-	-	-
Total	-	-	-	-	-	-	-	-	-
03601									
Polling	-	-	-	-	-	-	-	-	-
Absentee	-	-	-	-	-	-	-	-	-
Early Vote	-	-	-	-	-	-	-	-	-
Provisional	-	-	-	-	-	-	-	-	-
Total	-	-	-	-	-	-	-	-	-
03602									
Polling	-	-	-	-	-	-	-	-	-
Absentee	-	-	-	-	-	-	-	-	-
Early Vote	-	-	-	-	-	-	-	-	-
Provisional	-	-	-	-	-	-	-	-	-
Total	-	-	-	-	-	-	-	-	-
03700									

RETRIEVED FROM DEMOCRACYDOCKET.COM

Statement of Votes Cast
Shelby County, TN
State and Federal General Election _Municipal Elections
November 6, 2018
SOVC For Jurisdiction Wide, All Counters, All Races
Official Combined Results

	LAKELAND COMMISSIONER					
	Reg. Voters	Times Counted	Total Votes	Jeremy Clayton Burne	Michele Dial	Richard A. Gonzales,
Polling	-	-	-	-	-	-
Absentee	-	-	-	-	-	-
Early Vote	-	-	-	-	-	-
Provisional	-	-	-	-	-	-
Total	-	-	-	-	-	-
04103						
Polling	-	-	-	-	-	-
Absentee	-	-	-	-	-	-
Early Vote	-	-	-	-	-	-
Provisional	-	-	-	-	-	-
Total	-	-	-	-	-	-
04201						
Polling	-	-	-	-	-	-
Absentee	-	-	-	-	-	-
Early Vote	-	-	-	-	-	-
Provisional	-	-	-	-	-	-
Total	-	-	-	-	-	-
04401						
Polling	-	-	-	-	-	-
Absentee	-	-	-	-	-	-
Early Vote	-	-	-	-	-	-
Provisional	-	-	-	-	-	-
Total	-	-	-	-	-	-
04405						
Polling	-	-	-	-	-	-
Absentee	-	-	-	-	-	-
Early Vote	-	-	-	-	-	-
Provisional	-	-	-	-	-	-
Total	-	-	-	-	-	-
04502						
Polling	-	-	-	-	-	-
Absentee	-	-	-	-	-	-
Early Vote	-	-	-	-	-	-
Provisional	-	-	-	-	-	-
Total	-	-	-	-	-	-
04504						
Polling	-	-	-	-	-	-
Absentee	-	-	-	-	-	-
Early Vote	-	-	-	-	-	-
Provisional	-	-	-	-	-	-
Total	-	-	-	-	-	-
04602						
Polling	-	-	-	-	-	-
Absentee	-	-	-	-	-	-
Early Vote	-	-	-	-	-	-
Provisional	-	-	-	-	-	-
Total	-	-	-	-	-	-
04700						
Polling	-	-	-	-	-	-
Absentee	-	-	-	-	-	-
Early Vote	-	-	-	-	-	-
Provisional	-	-	-	-	-	-
Total	-	-	-	-	-	-
04900						
Polling	-	-	-	-	-	-
Absentee	-	-	-	-	-	-
Early Vote	-	-	-	-	-	-
Provisional	-	-	-	-	-	-

RETRIEVED FROM DEMOCRACYDOCKET.COM

Statement of Votes Cast
Shelby County, TN
State and Federal General Election _Municipal Elections
November 6, 2018
SOVC For Jurisdiction Wide, All Counters, All Races
Official Combined Results

	LAKELAND COMMISSIONER								
	Reg. Voters	Times Counted	Total Votes	Jeremy Clayton Burne		Michele Dial		Richard A. Gonzales,	
Total	-	-	-	-	-	-	-	-	-
05001									
Polling	-	-	-	-	-	-	-	-	-
Absentee	-	-	-	-	-	-	-	-	-
Early Vote	-	-	-	-	-	-	-	-	-
Provisional	-	-	-	-	-	-	-	-	-
Total	-	-	-	-	-	-	-	-	-
05002									
Polling	-	-	-	-	-	-	-	-	-
Absentee	-	-	-	-	-	-	-	-	-
Early Vote	-	-	-	-	-	-	-	-	-
Provisional	-	-	-	-	-	-	-	-	-
Total	-	-	-	-	-	-	-	-	-
05201									
Polling	-	-	-	-	-	-	-	-	-
Absentee	-	-	-	-	-	-	-	-	-
Early Vote	-	-	-	-	-	-	-	-	-
Provisional	-	-	-	-	-	-	-	-	-
Total	-	-	-	-	-	-	-	-	-
05301									
Polling	-	-	-	-	-	-	-	-	-
Absentee	-	-	-	-	-	-	-	-	-
Early Vote	-	-	-	-	-	-	-	-	-
Provisional	-	-	-	-	-	-	-	-	-
Total	-	-		-	-	-	-	-	-
05400									
Polling	-	-	-	-	-	-	-	-	-
Absentee	-	-	-	-	-	-	-	-	-
Early Vote	-	-	-	-	-	-	-	-	-
Provisional	-	-	-	-	-	-	-	-	-
Total	-	-	-	-	-	-	-	-	-
05502									
Polling	-	-	-	-	-	-	-	-	-
Absentee	-	-	-	-	-	-	-	-	-
Early Vote	-	-	-	-	-	-	-	-	-
Provisional	-	-	-	-	-	-	-	-	-
Total	-	-	-	-	-	-	-	-	-
05700									
Polling	-	-	-	-	-	-	-	-	-
Absentee	-	-	-	-	-	-	-	-	-
Early Vote	-	-	-	-	-	-	-	-	-
Provisional	-	-	-	-	-	-	-	-	-
Total	-	-	-	-	-	-	-	-	-
05801									
Polling	-	-	-	-	-	-	-	-	-
Absentee	-	-	-	-	-	-	-	-	-
Early Vote	-	-	-	-	-	-	-	-	-
Provisional	-	-	-	-	-	-	-	-	-
Total	-	-	-	-	-	-	-	-	-
05804									
Polling	-	-	-	-	-	-	-	-	-
Absentee	-	-	-	-	-	-	-	-	-
Early Vote	-	-	-	-	-	-	-	-	-
Provisional	-	-	-	-	-	-	-	-	-
Total	-	-	-	-	-	-	-	-	-
05905									
Polling	-	-	-	-	-	-	-	-	-
Absentee	-	-	-	-	-	-	-	-	-

RETRIEVED FROM DEMOCRACYDOCKET.COM

Statement of Votes Cast
Shelby County, TN
State and Federal General Election _Municipal Elections
November 6, 2018
SOVC For Jurisdiction Wide, All Counters, All Races
Official Combined Results

	LAKELAND COMMISSIONER								
	Reg. Voters	Times Counted	Total Votes	Jeremy Clayton Burne		Michele Dial		Richard A. Gonzales,	
Early Vote	-	-	-	-	-	-	-	-	-
Provisional	-	-	-	-	-	-	-	-	-
Total	-	-	-	-	-	-	-	-	-
06003									
Polling	-	-	-	-	-	-	-	-	-
Absentee	-	-	-	-	-	-	-	-	-
Early Vote	-	-	-	-	-	-	-	-	-
Provisional	-	-	-	-	-	-	-	-	-
Total	-	-	-	-	-	-	-	-	-
06005									
Polling	-	-	-	-	-	-	-	-	-
Absentee	-	-	-	-	-	-	-	-	-
Early Vote	-	-	-	-	-	-	-	-	-
Provisional	-	-	-	-	-	-	-	-	-
Total	-	-	-	-	-	-	-	-	-
06006									
Polling	-	-	-	-	-	-	-	-	-
Absentee	-	-	-	-	-	-	-	-	-
Early Vote	-	-	-	-	-	-	-	-	-
Provisional	-	-	-	-	-	-	-	-	-
Total	-	-	-	-	-	-	-	-	-
06007									
Polling	-	-	-	-	-	-	-	-	-
Absentee	-	-	-	-	-	-	-	-	-
Early Vote	-	-	-	-	-	-	-	-	-
Provisional	-	-	-	-	-	-	-	-	-
Total	-	-	-	-	-	-	-	-	-
06009									
Polling	-	-	-	-	-	-	-	-	-
Absentee	-	-	-	-	-	-	-	-	-
Early Vote	-	-	-	-	-	-	-	-	-
Provisional	-	-	-	-	-	-	-	-	-
Total	-	-	-	-	-	-	-	-	-
06100									
Polling	-	-	-	-	-	-	-	-	-
Absentee	-	-	-	-	-	-	-	-	-
Early Vote	-	-	-	-	-	-	-	-	-
Provisional	-	-	-	-	-	-	-	-	-
Total	-	-	-	-	-	-	-	-	-
06200									
Polling	-	-	-	-	-	-	-	-	-
Absentee	-	-	-	-	-	-	-	-	-
Early Vote	-	-	-	-	-	-	-	-	-
Provisional	-	-	-	-	-	-	-	-	-
Total	-	-	-	-	-	-	-	-	-
06400									
Polling	-	-	-	-	-	-	-	-	-
Absentee	-	-	-	-	-	-	-	-	-
Early Vote	-	-	-	-	-	-	-	-	-
Provisional	-	-	-	-	-	-	-	-	-
Total	-	-	-	-	-	-	-	-	-
06600									
Polling	-	-	-	-	-	-	-	-	-
Absentee	-	-	-	-	-	-	-	-	-
Early Vote	-	-	-	-	-	-	-	-	-
Provisional	-	-	-	-	-	-	-	-	-
Total	-	-	-	-	-	-	-	-	-
06701									

RETRIEVED FROM DEMOCRACYDOCKET.COM

Statement of Votes Cast
Shelby County, TN
State and Federal General Election _Municipal Elections
November 6, 2018
SOVC For Jurisdiction Wide, All Counters, All Races
Official Combined Results

	LAKELAND COMMISSIONER					
	Reg. Voters	Times Counted	Total Votes	Jeremy Clayton Burne	Michele Dial	Richard A. Gonzales,
Polling	-	-	-	-	-	-
Absentee	-	-	-	-	-	-
Early Vote	-	-	-	-	-	-
Provisional	-	-	-	-	-	-
Total	-	-	-	-	-	-
06703						
Polling	-	-	-	-	-	-
Absentee	-	-	-	-	-	-
Early Vote	-	-	-	-	-	-
Provisional	-	-	-	-	-	-
Total	-	-	-	-	-	-
06801						
Polling	-	-	-	-	-	-
Absentee	-	-	-	-	-	-
Early Vote	-	-	-	-	-	-
Provisional	-	-	-	-	-	-
Total	-	-	-	-	-	-
06803						
Polling	-	-	-	-	-	-
Absentee	-	-	-	-	-	-
Early Vote	-	-	-	-	-	-
Provisional	-	-	-	-	-	-
Total	-	-	-	-	-	-
06902						
Polling	-	-	-	-	-	-
Absentee	-	-	-	-	-	-
Early Vote	-	-	-	-	-	-
Provisional	-	-	-	-	-	-
Total	-	-	-	-	-	-
07001						
Polling	-	-	-	-	-	-
Absentee	-	-	-	-	-	-
Early Vote	-	-	-	-	-	-
Provisional	-	-	-	-	-	-
Total	-	-	-	-	-	-
07002						
Polling	-	-	-	-	-	-
Absentee	-	-	-	-	-	-
Early Vote	-	-	-	-	-	-
Provisional	-	-	-	-	-	-
Total	-	-	-	-	-	-
07104						
Polling	-	-	-	-	-	-
Absentee	-	-	-	-	-	-
Early Vote	-	-	-	-	-	-
Provisional	-	-	-	-	-	-
Total	-	-	-	-	-	-
07203						
Polling	-	-	-	-	-	-
Absentee	-	-	-	-	-	-
Early Vote	-	-	-	-	-	-
Provisional	-	-	-	-	-	-
Total	-	-	-	-	-	-
07207						
Polling	-	-	-	-	-	-
Absentee	-	-	-	-	-	-
Early Vote	-	-	-	-	-	-
Provisional	-	-	-	-	-	-

RETRIEVED FROM DEMOCRACYDOCKET.COM

Statement of Votes Cast
Shelby County, TN
State and Federal General Election _Municipal Elections
November 6, 2018
SOVC For Jurisdiction Wide, All Counters, All Races
Official Combined Results

	LAKELAND COMMISSIONER								
	Reg. Voters	Times Counted	Total Votes	Jeremy Clayton Burne		Michele Dial		Richard A. Gonzales,	
Total	-	-	-	-	-	-	-	-	-
07301									
Polling	-	-	-	-	-	-	-	-	-
Absentee	-	-	-	-	-	-	-	-	-
Early Vote	-	-	-	-	-	-	-	-	-
Provisional	-	-	-	-	-	-	-	-	-
Total	-	-	-	-	-	-	-	-	-
07303									
Polling	-	-	-	-	-	-	-	-	-
Absentee	-	-	-	-	-	-	-	-	-
Early Vote	-	-	-	-	-	-	-	-	-
Provisional	-	-	-	-	-	-	-	-	-
Total	-	-	-	-	-	-	-	-	-
07401									
Polling	-	-	-	-	-	-	-	-	-
Absentee	-	-	-	-	-	-	-	-	-
Early Vote	-	-	-	-	-	-	-	-	-
Provisional	-	-	-	-	-	-	-	-	-
Total	-	-	-	-	-	-	-	-	-
07402									
Polling	-	-	-	-	-	-	-	-	-
Absentee	-	-	-	-	-	-	-	-	-
Early Vote	-	-	-	-	-	-	-	-	-
Provisional	-	-	-	-	-	-	-	-	-
Total	-	-	-	-	-	-	-	-	-
07405									
Polling	-	-	-	-	-	-	-	-	-
Absentee	-	-	-	-	-	-	-	-	-
Early Vote	-	-	-	-	-	-	-	-	-
Provisional	-	-	-	-	-	-	-	-	-
Total	-	-	-	-	-	-	-	-	-
07409									
Polling	-	-	-	-	-	-	-	-	-
Absentee	-	-	-	-	-	-	-	-	-
Early Vote	-	-	-	-	-	-	-	-	-
Provisional	-	-	-	-	-	-	-	-	-
Total	-	-	-	-	-	-	-	-	-
07501									
Polling	-	-	-	-	-	-	-	-	-
Absentee	-	-	-	-	-	-	-	-	-
Early Vote	-	-	-	-	-	-	-	-	-
Provisional	-	-	-	-	-	-	-	-	-
Total	-	-	-	-	-	-	-	-	-
07506									
Polling	-	-	-	-	-	-	-	-	-
Absentee	-	-	-	-	-	-	-	-	-
Early Vote	-	-	-	-	-	-	-	-	-
Provisional	-	-	-	-	-	-	-	-	-
Total	-	-	-	-	-	-	-	-	-
07507									
Polling	-	-	-	-	-	-	-	-	-
Absentee	-	-	-	-	-	-	-	-	-
Early Vote	-	-	-	-	-	-	-	-	-
Provisional	-	-	-	-	-	-	-	-	-
Total	-	-	-	-	-	-	-	-	-
07511									
Polling	-	-	-	-	-	-	-	-	-
Absentee	-	-	-	-	-	-	-	-	-

RETRIEVED FROM DEMOCRACYDOCKET.COM

Statement of Votes Cast
Shelby County, TN
State and Federal General Election _Municipal Elections
November 6, 2018
SOVC For Jurisdiction Wide, All Counters, All Races
Official Combined Results

	LAKELAND COMMISSIONER					
	Reg. Voters	Times Counted	Total Votes	Jeremy Clayton Burne	Michele Dial	Richard A. Gonzales,
Early Vote	-	-	-	-	-	-
Provisional	-	-	-	-	-	-
Total	-	-	-	-	-	-
07604						
Polling	-	-	-	-	-	-
Absentee	-	-	-	-	-	-
Early Vote	-	-	-	-	-	-
Provisional	-	-	-	-	-	-
Total	-	-	-	-	-	-
07605						
Polling	-	-	-	-	-	-
Absentee	-	-	-	-	-	-
Early Vote	-	-	-	-	-	-
Provisional	-	-	-	-	-	-
Total	-	-	-	-	-	-
07606						
Polling	-	-	-	-	-	-
Absentee	-	-	-	-	-	-
Early Vote	-	-	-	-	-	-
Provisional	-	-	-	-	-	-
Total	-	-	-	-	-	-
07701						
Polling	-	-	-	-	-	-
Absentee	-	-	-	-	-	-
Early Vote	-	-	-	-	-	-
Provisional	-	-	-	-	-	-
Total	-	-	-	-	-	-
07703						
Polling	-	-	-	-	-	-
Absentee	-	-	-	-	-	-
Early Vote	-	-	-	-	-	-
Provisional	-	-	-	-	-	-
Total	-	-	-	-	-	-
07803						
Polling	-	-	-	-	-	-
Absentee	-	-	-	-	-	-
Early Vote	-	-	-	-	-	-
Provisional	-	-	-	-	-	-
Total	-	-	-	-	-	-
07901						
Polling	-	-	-	-	-	-
Absentee	-	-	-	-	-	-
Early Vote	-	-	-	-	-	-
Provisional	-	-	-	-	-	-
Total	-	-	-	-	-	-
07902						
Polling	-	-	-	-	-	-
Absentee	-	-	-	-	-	-
Early Vote	-	-	-	-	-	-
Provisional	-	-	-	-	-	-
Total	-	-	-	-	-	-
07903						
Polling	-	-	-	-	-	-
Absentee	-	-	-	-	-	-
Early Vote	-	-	-	-	-	-
Provisional	-	-	-	-	-	-
Total	-	-	-	-	-	-
07907						

RETRIEVED FROM DEMOCRACYDOCKET.COM

Statement of Votes Cast
Shelby County, TN
State and Federal General Election _Municipal Elections
November 6, 2018
SOVC For Jurisdiction Wide, All Counters, All Races
Official Combined Results

	LAKELAND COMMISSIONER					
	Reg. Voters	Times Counted	Total Votes	Jeremy Clayton Burne	Michele Dial	Richard A. Gonzales,
Polling	-	-	-	-	-	-
Absentee	-	-	-	-	-	-
Early Vote	-	-	-	-	-	-
Provisional	-	-	-	-	-	-
Total	-	-	-	-	-	-
08002						
Polling	-	-	-	-	-	-
Absentee	-	-	-	-	-	-
Early Vote	-	-	-	-	-	-
Provisional	-	-	-	-	-	-
Total	-	-	-	-	-	-
08101						
Polling	-	-	-	-	-	-
Absentee	-	-	-	-	-	-
Early Vote	-	-	-	-	-	-
Provisional	-	-	-	-	-	-
Total	-	-	-	-	-	-
08103						
Polling	-	-	-	-	-	-
Absentee	-	-	-	-	-	-
Early Vote	-	-	-	-	-	-
Provisional	-	-	-	-	-	-
Total	-	-	-	-	-	-
08105						
Polling	-	-	-	-	-	-
Absentee	-	-	-	-	-	-
Early Vote	-	-	-	-	-	-
Provisional	-	-	-	-	-	-
Total	-	-	-	-	-	-
08107						
Polling	-	-	-	-	-	-
Absentee	-	-	-	-	-	-
Early Vote	-	-	-	-	-	-
Provisional	-	-	-	-	-	-
Total	-	-	-	-	-	-
08202						
Polling	-	-	-	-	-	-
Absentee	-	-	-	-	-	-
Early Vote	-	-	-	-	-	-
Provisional	-	-	-	-	-	-
Total	-	-	-	-	-	-
08300						
Polling	-	-	-	-	-	-
Absentee	-	-	-	-	-	-
Early Vote	-	-	-	-	-	-
Provisional	-	-	-	-	-	-
Total	-	-	-	-	-	-
08402						
Polling	-	-	-	-	-	-
Absentee	-	-	-	-	-	-
Early Vote	-	-	-	-	-	-
Provisional	-	-	-	-	-	-
Total	-	-	-	-	-	-
08600						
Polling	-	-	-	-	-	-
Absentee	-	-	-	-	-	-
Early Vote	-	-	-	-	-	-
Provisional	-	-	-	-	-	-

RETRIEVED FROM DEMOCRACYDOCKET.COM

Statement of Votes Cast
Shelby County, TN
State and Federal General Election _Municipal Elections
November 6, 2018
SOVC For Jurisdiction Wide, All Counters, All Races
Official Combined Results

	LAKELAND COMMISSIONER								
	Reg. Voters	Times Counted	Total Votes	Jeremy Clayton Burne		Michele Dial		Richard A. Gonzales,	
Total	-	-	-	-	-	-	-	-	-
08702									
Polling	-	-	-	-	-	-	-	-	-
Absentee	-	-	-	-	-	-	-	-	-
Early Vote	-	-	-	-	-	-	-	-	-
Provisional	-	-	-	-	-	-	-	-	-
Total	-	-	-	-	-	-	-	-	-
08703									
Polling	-	-	-	-	-	-	-	-	-
Absentee	-	-	-	-	-	-	-	-	-
Early Vote	-	-	-	-	-	-	-	-	-
Provisional	-	-	-	-	-	-	-	-	-
Total	-	-	-	-	-	-	-	-	-
08704									
Polling	-	-	-	-	-	-	-	-	-
Absentee	-	-	-	-	-	-	-	-	-
Early Vote	-	-	-	-	-	-	-	-	-
Provisional	-	-	-	-	-	-	-	-	-
Total	-	-	-	-	-	-	-	-	-
08802									
Polling	-	-	-	-	-	-	-	-	-
Absentee	-	-	-	-	-	-	-	-	-
Early Vote	-	-	-	-	-	-	-	-	-
Provisional	-	-	-	-	-	-	-	-	-
Total	-	-	-	-	-	-	-	-	-
08803									
Polling	-	-	-	-	-	-	-	-	-
Absentee	-	-	-	-	-	-	-	-	-
Early Vote	-	-	-	-	-	-	-	-	-
Provisional	-	-	-	-	-	-	-	-	-
Total	-	-	-	-	-	-	-	-	-
08804									
Polling	-	-	-	-	-	-	-	-	-
Absentee	-	-	-	-	-	-	-	-	-
Early Vote	-	-	-	-	-	-	-	-	-
Provisional	-	-	-	-	-	-	-	-	-
Total	-	-	-	-	-	-	-	-	-
08901									
Polling	-	-	-	-	-	-	-	-	-
Absentee	-	-	-	-	-	-	-	-	-
Early Vote	-	-	-	-	-	-	-	-	-
Provisional	-	-	-	-	-	-	-	-	-
Total	-	-	-	-	-	-	-	-	-
08902									
Polling	-	-	-	-	-	-	-	-	-
Absentee	-	-	-	-	-	-	-	-	-
Early Vote	-	-	-	-	-	-	-	-	-
Provisional	-	-	-	-	-	-	-	-	-
Total	-	-	-	-	-	-	-	-	-
09002									
Polling	-	-	-	-	-	-	-	-	-
Absentee	-	-	-	-	-	-	-	-	-
Early Vote	-	-	-	-	-	-	-	-	-
Provisional	-	-	-	-	-	-	-	-	-
Total	-	-	-	-	-	-	-	-	-
09003									
Polling	-	-	-	-	-	-	-	-	-
Absentee	-	-	-	-	-	-	-	-	-

RETRIEVED FROM DEMOCRACYDOCKET.COM

Statement of Votes Cast
Shelby County, TN
State and Federal General Election _Municipal Elections
November 6, 2018
SOVC For Jurisdiction Wide, All Counters, All Races
Official Combined Results

	LAKELAND COMMISSIONER								
	Reg. Voters	Times Counted	Total Votes	Jeremy Clayton Burne		Michele Dial		Richard A. Gonzales,	
Early Vote	-	-	-	-	-	-	-	-	-
Provisional	-	-	-	-	-	-	-	-	-
Total	-	-	-	-	-	-	-	-	-
09101									
Polling	-	-	-	-	-	-	-	-	-
Absentee	-	-	-	-	-	-	-	-	-
Early Vote	-	-	-	-	-	-	-	-	-
Provisional	-	-	-	-	-	-	-	-	-
Total	-	-	-	-	-	-	-	-	-
09102									
Polling	-	-	-	-	-	-	-	-	-
Absentee	-	-	-	-	-	-	-	-	-
Early Vote	-	-	-	-	-	-	-	-	-
Provisional	-	-	-	-	-	-	-	-	-
Total	-	-	-	-	-	-	-	-	-
09104									
Polling	-	-	-	-	-	-	-	-	-
Absentee	-	-	-	-	-	-	-	-	-
Early Vote	-	-	-	-	-	-	-	-	-
Provisional	-	-	-	-	-	-	-	-	-
Total	-	-	-	-	-	-	-	-	-
09201									
Polling	-	-	-	-	-	-	-	-	-
Absentee	-	-	-	-	-	-	-	-	-
Early Vote	-	-	-	-	-	-	-	-	-
Provisional	-	-	-	-	-	-	-	-	-
Total	-	-	-	-	-	-	-	-	-
09301									
Polling	-	-	-	-	-	-	-	-	-
Absentee	-	-	-	-	-	-	-	-	-
Early Vote	-	-	-	-	-	-	-	-	-
Provisional	-	-	-	-	-	-	-	-	-
Total	-	-	-	-	-	-	-	-	-
09303									
Polling	-	-	-	-	-	-	-	-	-
Absentee	-	-	-	-	-	-	-	-	-
Early Vote	-	-	-	-	-	-	-	-	-
Provisional	-	-	-	-	-	-	-	-	-
Total	-	-	-	-	-	-	-	-	-
09403									
Polling	-	-	-	-	-	-	-	-	-
Absentee	-	-	-	-	-	-	-	-	-
Early Vote	-	-	-	-	-	-	-	-	-
Provisional	-	-	-	-	-	-	-	-	-
Total	-	-	-	-	-	-	-	-	-
09406									
Polling	-	-	-	-	-	-	-	-	-
Absentee	-	-	-	-	-	-	-	-	-
Early Vote	-	-	-	-	-	-	-	-	-
Provisional	-	-	-	-	-	-	-	-	-
Total	-	-	-	-	-	-	-	-	-
09407									
Polling	-	-	-	-	-	-	-	-	-
Absentee	-	-	-	-	-	-	-	-	-
Early Vote	-	-	-	-	-	-	-	-	-
Provisional	-	-	-	-	-	-	-	-	-
Total	-	-	-	-	-	-	-	-	-
09408									

RETRIEVED FROM DEMOCRACYDOCKET.COM

Statement of Votes Cast
Shelby County, TN
State and Federal General Election _Municipal Elections
November 6, 2018
SOVC For Jurisdiction Wide, All Counters, All Races
Official Combined Results

	LAKELAND COMMISSIONER								
	Reg. Voters	Times Counted	Total Votes	Jeremy Clayton Burne		Michele Dial		Richard A. Gonzales,	
Polling	-	-	-	-	-	-	-	-	-
Absentee	-	-	-	-	-	-	-	-	-
Early Vote	-	-	-	-	-	-	-	-	-
Provisional	-	-	-	-	-	-	-	-	-
Total	-	-	-	-	-	-	-	-	-
09501									
Polling	-	-	-	-	-	-	-	-	-
Absentee	-	-	-	-	-	-	-	-	-
Early Vote	-	-	-	-	-	-	-	-	-
Provisional	-	-	-	-	-	-	-	-	-
Total	-	-	-	-	-	-	-	-	-
09505									
Polling	-	-	-	-	-	-	-	-	-
Absentee	-	-	-	-	-	-	-	-	-
Early Vote	-	-	-	-	-	-	-	-	-
Provisional	-	-	-	-	-	-	-	-	-
Total	-	-	-	-	-	-	-	-	-
09506									
Polling	-	-	-	-	-	-	-	-	-
Absentee	-	-	-	-	-	-	-	-	-
Early Vote	-	-	-	-	-	-	-	-	-
Provisional	-	-	-	-	-	-	-	-	-
Total	-	-	-	-	-	-	-	-	-
09507									
Polling	-	-	-	-	-	-	-	-	-
Absentee	-	-	-	-	-	-	-	-	-
Early Vote	-	-	-	-	-	-	-	-	-
Provisional	-	-	-	-	-	-	-	-	-
Total	-	-	-	-	-	-	-	-	-
09508									
Polling	-	-	-	-	-	-	-	-	-
Absentee	-	-	-	-	-	-	-	-	-
Early Vote	-	-	-	-	-	-	-	-	-
Provisional	-	-	-	-	-	-	-	-	-
Total	-	-	-	-	-	-	-	-	-
09601									
Polling	-	-	-	-	-	-	-	-	-
Absentee	-	-	-	-	-	-	-	-	-
Early Vote	-	-	-	-	-	-	-	-	-
Provisional	-	-	-	-	-	-	-	-	-
Total	-	-	-	-	-	-	-	-	-
09602									
Polling	-	-	-	-	-	-	-	-	-
Absentee	-	-	-	-	-	-	-	-	-
Early Vote	-	-	-	-	-	-	-	-	-
Provisional	-	-	-	-	-	-	-	-	-
Total	-	-	-	-	-	-	-	-	-
ARL01									
Polling	-	-	-	-	-	-	-	-	-
Absentee	-	-	-	-	-	-	-	-	-
Early Vote	-	-	-	-	-	-	-	-	-
Provisional	-	-	-	-	-	-	-	-	-
Total	-	-	-	-	-	-	-	-	-
ARL02									
Polling	118	20	32	7	21.88%	2	6.25%	11	34.38%
Absentee	118	3	4	0	0.00%	0	0.00%	2	50.00%
Early Vote	118	57	110	6	5.45%	7	6.36%	47	42.73%
Provisional	118	0	0	0	-	0	-	0	-

RETRIEVED FROM DEMOCRACYDOCKET.COM

Statement of Votes Cast
Shelby County, TN
State and Federal General Election _Municipal Elections
November 6, 2018
SOVC For Jurisdiction Wide, All Counters, All Races
Official Combined Results

	LAKELAND COMMISSIONER								
	Reg. Voters	Times Counted	Total Votes	Jeremy Clayton Burne		Michele Dial		Richard A. Gonzales,	
Total	118	80	146	13	8.90%	9	6.16%	60	41.10%
BAR03									
Polling	-	-	-	-	-	-	-	-	-
Absentee	-	-	-	-	-	-	-	-	-
Early Vote	-	-	-	-	-	-	-	-	-
Provisional	-	-	-	-	-	-	-	-	-
Total	-	-	-	-	-	-	-	-	-
BAR04									
Polling	-	-	-	-	-	-	-	-	-
Absentee	-	-	-	-	-	-	-	-	-
Early Vote	-	-	-	-	-	-	-	-	-
Provisional	-	-	-	-	-	-	-	-	-
Total	-	-	-	-	-	-	-	-	-
BAR05									
Polling	-	-	-	-	-	-	-	-	-
Absentee	-	-	-	-	-	-	-	-	-
Early Vote	-	-	-	-	-	-	-	-	-
Provisional	-	-	-	-	-	-	-	-	-
Total	-	-	-	-	-	-	-	-	-
BAR06									
Polling	-	-	-	-	-	-	-	-	-
Absentee	-	-	-	-	-	-	-	-	-
Early Vote	-	-	-	-	-	-	-	-	-
Provisional	-	-	-	-	-	-	-	-	-
Total	-	-		-	-	-	-	-	-
BAR08									
Polling	-	-	-	-	-	-	-	-	-
Absentee	-	-	-	-	-	-	-	-	-
Early Vote	-	-	-	-	-	-	-	-	-
Provisional	-	-	-	-	-	-	-	-	-
Total	-	-	-	-	-	-	-	-	-
BAR09									
Polling	-	-	-	-	-	-	-	-	-
Absentee	-	-	-	-	-	-	-	-	-
Early Vote	-	-	-	-	-	-	-	-	-
Provisional	-	-	-	-	-	-	-	-	-
Total	-	-	-	-	-	-	-	-	-
BAR11									
Polling	-	-	-	-	-	-	-	-	-
Absentee	-	-	-	-	-	-	-	-	-
Early Vote	-	-	-	-	-	-	-	-	-
Provisional	-	-	-	-	-	-	-	-	-
Total	-	-	-	-	-	-	-	-	-
BAR13									
Polling	-	-	-	-	-	-	-	-	-
Absentee	-	-	-	-	-	-	-	-	-
Early Vote	-	-	-	-	-	-	-	-	-
Provisional	-	-	-	-	-	-	-	-	-
Total	-	-	-	-	-	-	-	-	-
BRU01									
Polling	-	-	-	-	-	-	-	-	-
Absentee	-	-	-	-	-	-	-	-	-
Early Vote	-	-	-	-	-	-	-	-	-
Provisional	-	-	-	-	-	-	-	-	-
Total	-	-	-	-	-	-	-	-	-
BRU02									
Polling	-	-	-	-	-	-	-	-	-
Absentee	-	-	-	-	-	-	-	-	-

RETRIEVED FROM DEMOCRACYDOCKET.COM

Statement of Votes Cast
Shelby County, TN
State and Federal General Election _Municipal Elections
November 6, 2018
SOVC For Jurisdiction Wide, All Counters, All Races
Official Combined Results

	LAKELAND COMMISSIONER								
	Reg. Voters	Times Counted	Total Votes	Jeremy Clayton Burne		Michele Dial		Richard A. Gonzales,	
Early Vote	-	-	-	-	-	-	-	-	-
Provisional	-	-	-	-	-	-	-	-	-
Total	-	-	-	-	-	-	-	-	-
COL01									
Polling	-	-	-	-	-	-	-	-	-
Absentee	-	-	-	-	-	-	-	-	-
Early Vote	-	-	-	-	-	-	-	-	-
Provisional	-	-	-	-	-	-	-	-	-
Total	-	-	-	-	-	-	-	-	-
COL02									
Polling	-	-	-	-	-	-	-	-	-
Absentee	-	-	-	-	-	-	-	-	-
Early Vote	-	-	-	-	-	-	-	-	-
Provisional	-	-	-	-	-	-	-	-	-
Total	-	-	-	-	-	-	-	-	-
COL03									
Polling	-	-	-	-	-	-	-	-	-
Absentee	-	-	-	-	-	-	-	-	-
Early Vote	-	-	-	-	-	-	-	-	-
Provisional	-	-	-	-	-	-	-	-	-
Total	-	-	-	-	-	-	-	-	-
COL04									
Polling	-	-	-	-	-	-	-	-	-
Absentee	-	-	-	-	-	-	-	-	-
Early Vote	-	-	-	-	-	-	-	-	-
Provisional	-	-	-	-	-	-	-	-	-
Total	-	-	-	-	-	-	-	-	-
COL05									
Polling	-	-	-	-	-	-	-	-	-
Absentee	-	-	-	-	-	-	-	-	-
Early Vote	-	-	-	-	-	-	-	-	-
Provisional	-	-	-	-	-	-	-	-	-
Total	-	-	-	-	-	-	-	-	-
COL06									
Polling	-	-	-	-	-	-	-	-	-
Absentee	-	-	-	-	-	-	-	-	-
Early Vote	-	-	-	-	-	-	-	-	-
Provisional	-	-	-	-	-	-	-	-	-
Total	-	-	-	-	-	-	-	-	-
COL07									
Polling	-	-	-	-	-	-	-	-	-
Absentee	-	-	-	-	-	-	-	-	-
Early Vote	-	-	-	-	-	-	-	-	-
Provisional	-	-	-	-	-	-	-	-	-
Total	-	-	-	-	-	-	-	-	-
COL08									
Polling	-	-	-	-	-	-	-	-	-
Absentee	-	-	-	-	-	-	-	-	-
Early Vote	-	-	-	-	-	-	-	-	-
Provisional	-	-	-	-	-	-	-	-	-
Total	-	-	-	-	-	-	-	-	-
COL09									
Polling	-	-	-	-	-	-	-	-	-
Absentee	-	-	-	-	-	-	-	-	-
Early Vote	-	-	-	-	-	-	-	-	-
Provisional	-	-	-	-	-	-	-	-	-
Total	-	-	-	-	-	-	-	-	-
COR03									

RETRIEVED FROM DEMOCRACYDOCKET.COM

Statement of Votes Cast
Shelby County, TN
State and Federal General Election _Municipal Elections
November 6, 2018
SOVC For Jurisdiction Wide, All Counters, All Races
Official Combined Results

	LAKELAND COMMISSIONER					
	Reg. Voters	Times Counted	Total Votes	Jeremy Clayton Burne	Michele Dial	Richard A. Gonzales,
Polling	-	-	-	-	-	-
Absentee	-	-	-	-	-	-
Early Vote	-	-	-	-	-	-
Provisional	-	-	-	-	-	-
Total	-	-	-	-	-	-
COR04						
Polling	-	-	-	-	-	-
Absentee	-	-	-	-	-	-
Early Vote	-	-	-	-	-	-
Provisional	-	-	-	-	-	-
Total	-	-	-	-	-	-
COR05						
Polling	-	-	-	-	-	-
Absentee	-	-	-	-	-	-
Early Vote	-	-	-	-	-	-
Provisional	-	-	-	-	-	-
Total	-	-	-	-	-	-
EAD00						
Polling	-	-	-	-	-	-
Absentee	-	-	-	-	-	-
Early Vote	-	-	-	-	-	-
Provisional	-	-	-	-	-	-
Total	-	-	-	-	-	-
FOR01						
Polling	-	-	-	-	-	-
Absentee	-	-	-	-	-	-
Early Vote	-	-	-	-	-	-
Provisional	-	-	-	-	-	-
Total	-	-	-	-	-	-
FOR02						
Polling	-	-	-	-	-	-
Absentee	-	-	-	-	-	-
Early Vote	-	-	-	-	-	-
Provisional	-	-	-	-	-	-
Total	-	-	-	-	-	-
FOR03						
Polling	-	-	-	-	-	-
Absentee	-	-	-	-	-	-
Early Vote	-	-	-	-	-	-
Provisional	-	-	-	-	-	-
Total	-	-	-	-	-	-
GER02						
Polling	-	-	-	-	-	-
Absentee	-	-	-	-	-	-
Early Vote	-	-	-	-	-	-
Provisional	-	-	-	-	-	-
Total	-	-	-	-	-	-
GER03						
Polling	-	-	-	-	-	-
Absentee	-	-	-	-	-	-
Early Vote	-	-	-	-	-	-
Provisional	-	-	-	-	-	-
Total	-	-	-	-	-	-
GER04						
Polling	-	-	-	-	-	-
Absentee	-	-	-	-	-	-
Early Vote	-	-	-	-	-	-
Provisional	-	-	-	-	-	-

RETRIEVED FROM DEMOCRACYDOCKET.COM

Statement of Votes Cast
Shelby County, TN
State and Federal General Election _Municipal Elections
November 6, 2018
SOVC For Jurisdiction Wide, All Counters, All Races
Official Combined Results

	LAKELAND COMMISSIONER								
	Reg. Voters	Times Counted	Total Votes	Jeremy Clayton Burne		Michele Dial		Richard A. Gonzales,	
Total	-	-	-	-	-	-	-	-	-
GER05									
Polling	-	-	-	-	-	-	-	-	-
Absentee	-	-	-	-	-	-	-	-	-
Early Vote	-	-	-	-	-	-	-	-	-
Provisional	-	-	-	-	-	-	-	-	-
Total	-	-	-	-	-	-	-	-	-
GER06									
Polling	-	-	-	-	-	-	-	-	-
Absentee	-	-	-	-	-	-	-	-	-
Early Vote	-	-	-	-	-	-	-	-	-
Provisional	-	-	-	-	-	-	-	-	-
Total	-	-	-	-	-	-	-	-	-
GER08									
Polling	-	-	-	-	-	-	-	-	-
Absentee	-	-	-	-	-	-	-	-	-
Early Vote	-	-	-	-	-	-	-	-	-
Provisional	-	-	-	-	-	-	-	-	-
Total	-	-	-	-	-	-	-	-	-
GER10									
Polling	-	-	-	-	-	-	-	-	-
Absentee	-	-	-	-	-	-	-	-	-
Early Vote	-	-	-	-	-	-	-	-	-
Provisional	-	-	-	-	-	-	-	-	-
Total	-	-	-	-	-	-	-	-	-
GER11									
Polling	-	-	-	-	-	-	-	-	-
Absentee	-	-	-	-	-	-	-	-	-
Early Vote	-	-	-	-	-	-	-	-	-
Provisional	-	-	-	-	-	-	-	-	-
Total	-	-	-	-	-	-	-	-	-
GER12									
Polling	-	-	-	-	-	-	-	-	-
Absentee	-	-	-	-	-	-	-	-	-
Early Vote	-	-	-	-	-	-	-	-	-
Provisional	-	-	-	-	-	-	-	-	-
Total	-	-	-	-	-	-	-	-	-
LAK01									
Polling	6222	870	1471	348	23.66%	346	23.52%	374	25.42%
Absentee	6222	35	56	10	17.86%	16	28.57%	13	23.21%
Early Vote	6222	3167	5583	1262	22.60%	1413	25.31%	1334	23.89%
Provisional	6222	17	29	10	34.48%	11	37.93%	5	17.24%
Total	6222	4089	7139	1630	22.83%	1786	25.02%	1726	24.18%
LAK02									
Polling	2654	568	947	196	20.70%	251	26.50%	193	20.38%
Absentee	2654	17	32	6	18.75%	9	28.13%	5	15.63%
Early Vote	2654	846	1413	295	20.88%	344	24.35%	336	23.78%
Provisional	2654	2	4	1	25.00%	2	50.00%	0	0.00%
Total	2654	1433	2396	498	20.78%	606	25.29%	534	22.29%
LUC01									
Polling	-	-	-	-	-	-	-	-	-
Absentee	-	-	-	-	-	-	-	-	-
Early Vote	-	-	-	-	-	-	-	-	-
Provisional	-	-	-	-	-	-	-	-	-
Total	-	-	-	-	-	-	-	-	-
LUC03									
Polling	-	-	-	-	-	-	-	-	-
Absentee	-	-	-	-	-	-	-	-	-

RETRIEVED FROM DEMOCRACYDOCKET.COM

Statement of Votes Cast
Shelby County, TN
State and Federal General Election _Municipal Elections
November 6, 2018
SOVC For Jurisdiction Wide, All Counters, All Races
Official Combined Results

	LAKELAND COMMISSIONER								
	Reg. Voters	Times Counted	Total Votes	Jeremy Clayton Burne		Michele Dial		Richard A. Gonzales,	
Early Vote	-	-	-	-	-	-	-	-	-
Provisional	-	-	-	-	-	-	-	-	-
Total	-	-	-	-	-	-	-	-	-
MCC00									
Polling	-	-	-	-	-	-	-	-	-
Absentee	-	-	-	-	-	-	-	-	-
Early Vote	-	-	-	-	-	-	-	-	-
Provisional	-	-	-	-	-	-	-	-	-
Total	-	-	-	-	-	-	-	-	-
MIL01									
Polling	-	-	-	-	-	-	-	-	-
Absentee	-	-	-	-	-	-	-	-	-
Early Vote	-	-	-	-	-	-	-	-	-
Provisional	-	-	-	-	-	-	-	-	-
Total	-	-	-	-	-	-	-	-	-
MIL02									
Polling	-	-	-	-	-	-	-	-	-
Absentee	-	-	-	-	-	-	-	-	-
Early Vote	-	-	-	-	-	-	-	-	-
Provisional	-	-	-	-	-	-	-	-	-
Total	-	-	-	-	-	-	-	-	-
MOR01									
Polling	-	-	-	-	-	-	-	-	-
Absentee	-	-	-	-	-	-	-	-	-
Early Vote	-	-	-	-	-	-	-	-	-
Provisional	-	-	-	-	-	-	-	-	-
Total	-	-	-	-	-	-	-	-	-
MOR02									
Polling	-	-	-	-	-	-	-	-	-
Absentee	-	-	-	-	-	-	-	-	-
Early Vote	-	-	-	-	-	-	-	-	-
Provisional	-	-	-	-	-	-	-	-	-
Total	-	-	-	-	-	-	-	-	-
ROS05									
Polling	-	-	-	-	-	-	-	-	-
Absentee	-	-	-	-	-	-	-	-	-
Early Vote	-	-	-	-	-	-	-	-	-
Provisional	-	-	-	-	-	-	-	-	-
Total	-	-	-	-	-	-	-	-	-
ROS13									
Polling	-	-	-	-	-	-	-	-	-
Absentee	-	-	-	-	-	-	-	-	-
Early Vote	-	-	-	-	-	-	-	-	-
Provisional	-	-	-	-	-	-	-	-	-
Total	-	-	-	-	-	-	-	-	-
ROS14									
Polling	-	-	-	-	-	-	-	-	-
Absentee	-	-	-	-	-	-	-	-	-
Early Vote	-	-	-	-	-	-	-	-	-
Provisional	-	-	-	-	-	-	-	-	-
Total	-	-	-	-	-	-	-	-	-
ROS15									
Polling	-	-	-	-	-	-	-	-	-
Absentee	-	-	-	-	-	-	-	-	-
Early Vote	-	-	-	-	-	-	-	-	-
Provisional	-	-	-	-	-	-	-	-	-
Total	-	-	-	-	-	-	-	-	-
ROS16									

RETRIEVED FROM DEMOCRACYDOCKET.COM

Statement of Votes Cast
Shelby County, TN
State and Federal General Election _Municipal Elections
November 6, 2018
SOVC For Jurisdiction Wide, All Counters, All Races
Official Combined Results

	LAKELAND COMMISSIONER								
	Reg. Voters	Times Counted	Total Votes	Jeremy Clayton Burne		Michele Dial		Richard A. Gonzales,	
Polling	-	-	-	-	-	-	-	-	-
Absentee	-	-	-	-	-	-	-	-	-
Early Vote	-	-	-	-	-	-	-	-	-
Provisional	-	-	-	-	-	-	-	-	-
Total	-	-	-	-	-	-	-	-	-
STE00									
Polling	523	76	132	17	12.88%	15	11.36%	46	34.85%
Absentee	523	5	8	0	0.00%	0	0.00%	4	50.00%
Early Vote	523	280	462	64	13.85%	48	10.39%	154	33.33%
Provisional	523	0	0	0	-	0	-	0	-
Total	523	361	602	81	13.46%	63	10.47%	204	33.89%
Total									
Polling	9517	1534	2582	568	22.00%	614	23.78%	624	24.17%
Absentee	9517	60	100	16	16.00%	25	25.00%	24	24.00%
Early Vote	9517	4350	7568	1627	21.50%	1812	23.94%	1871	24.72%
Provisional	9517	19	33	11	33.33%	13	39.39%	5	15.15%
Total	9517	5963	10283	2222	21.61%	2464	23.96%	2524	24.55%

RETRIEVED FROM DEMOCRACYDOCKET.COM

Statement of Votes Cast
Shelby County, TN
State and Federal General Election _Municipal Elections
November 6, 2018
SOVC For Jurisdiction Wide, All Counters, All Races
Official Combined Results

	LAKELAND COMMISSIONER					
	Michael Green		Clark Plunk		Write-In Votes	
Jurisdiction Wide						
00100						
Polling	-	-	-	-	-	-
Absentee	-	-	-	-	-	-
Early Vote	-	-	-	-	-	-
Provisional	-	-	-	-	-	-
Total	-	-	-	-	-	-
00200						
Polling	-	-	-	-	-	-
Absentee	-	-	-	-	-	-
Early Vote	-	-	-	-	-	-
Provisional	-	-	-	-	-	-
Total	-	-	-	-	-	-
01100						
Polling	-	-	-	-	-	-
Absentee	-	-	-	-	-	-
Early Vote	-	-	-	-	-	-
Provisional	-	-	-	-	-	-
Total	-	-	-	-	-	-
01200						
Polling	-	-	-	-	-	-
Absentee	-	-	-	-	-	-
Early Vote	-	-	-	-	-	-
Provisional	-	-	-	-	-	-
Total	-	-	-	-	-	-
01300						
Polling	-	-	-	-	-	-
Absentee	-	-	-	-	-	-
Early Vote	-	-	-	-	-	-
Provisional	-	-	-	-	-	-
Total	-	-	-	-	-	-
01601						
Polling	-	-	-	-	-	-
Absentee	-	-	-	-	-	-
Early Vote	-	-	-	-	-	-
Provisional	-	-	-	-	-	-
Total	-	-	-	-	-	-
01603						
Polling	-	-	-	-	-	-
Absentee	-	-	-	-	-	-
Early Vote	-	-	-	-	-	-
Provisional	-	-	-	-	-	-
Total	-	-	-	-	-	-
01700						
Polling	-	-	-	-	-	-
Absentee	-	-	-	-	-	-
Early Vote	-	-	-	-	-	-
Provisional	-	-	-	-	-	-
Total	-	-	-	-	-	-
02001						
Polling	-	-	-	-	-	-
Absentee	-	-	-	-	-	-
Early Vote	-	-	-	-	-	-
Provisional	-	-	-	-	-	-
Total	-	-	-	-	-	-
02003						
Polling	-	-	-	-	-	-
Absentee	-	-	-	-	-	-

RETRIEVED FROM DEMOCRACYDOCKET.COM

Statement of Votes Cast
Shelby County, TN
State and Federal General Election _Municipal Elections
November 6, 2018
SOVC For Jurisdiction Wide, All Counters, All Races
Official Combined Results

	LAKELAND COMMISSIONER					
	Michael Green		Clark Plunk		Write-In Votes	
Early Vote	-	-	-	-	-	-
Provisional	-	-	-	-	-	-
Total	-	-	-	-	-	-
02100						
Polling	-	-	-	-	-	-
Absentee	-	-	-	-	-	-
Early Vote	-	-	-	-	-	-
Provisional	-	-	-	-	-	-
Total	-	-	-	-	-	-
02600						
Polling	-	-	-	-	-	-
Absentee	-	-	-	-	-	-
Early Vote	-	-	-	-	-	-
Provisional	-	-	-	-	-	-
Total	-	-	-	-	-	-
02800						
Polling	-	-	-	-	-	
Absentee	-	-	-	-	-	
Early Vote	-	-	-	-	-	-
Provisional	-	-	-	-	-	-
Total	-	-	-	-	-	
03102						
Polling	-	-	-	-	-	-
Absentee	-	-	-	-	-	-
Early Vote	-	-	-		-	-
Provisional	-	-	-	-	-	-
Total	-	-	-	-	-	-
03104						
Polling	-	-	-	-	-	-
Absentee	-	-	-	-	-	-
Early Vote	-	-	-	-	-	-
Provisional	-	-	-	-	-	-
Total	-	-	-	-	-	-
03300						
Polling	-	-	-	-	-	-
Absentee	-	-	-	-	-	-
Early Vote	-	-	-	-	-	-
Provisional	-	-	-	-	-	-
Total	-	-	-	-	-	-
03402						
Polling	-	-	-	-	-	-
Absentee	-	-	-	-	-	-
Early Vote	-	-	-	-	-	-
Provisional	-	-	-	-	-	-
Total	-	-	-	-	-	-
03601						
Polling	-	-	-	-	-	-
Absentee	-	-	-	-	-	-
Early Vote	-	-	-	-	-	-
Provisional	-	-	-	-	-	-
Total	-	-	-	-	-	-
03602						
Polling	-	-	-	-	-	-
Absentee	-	-	-	-	-	-
Early Vote	-	-	-	-	-	-
Provisional	-	-	-	-	-	-
Total	-	-	-	-	-	-
03700						

RETRIEVED FROM DEMOCRACYDOCKET.COM

Statement of Votes Cast
Shelby County, TN
State and Federal General Election _Municipal Elections
November 6, 2018
SOVC For Jurisdiction Wide, All Counters, All Races
Official Combined Results

	LAKELAND COMMISSIONER		
	Michael Green	Clark Plunk	Write-In Votes
Polling	- -	- -	- -
Absentee	- -	- -	- -
Early Vote	- -	- -	- -
Provisional	- -	- -	- -
Total	- -	- -	- -
04103			
Polling	- -	- -	- -
Absentee	- -	- -	- -
Early Vote	- -	- -	- -
Provisional	- -	- -	- -
Total	- -	- -	- -
04201			
Polling	- -	- -	- -
Absentee	- -	- -	- -
Early Vote	- -	- -	- -
Provisional	- -	- -	- -
Total	- -	- -	- -
04401			
Polling	- -	- -	- -
Absentee	- -	- -	- -
Early Vote	- -	- -	- -
Provisional	- -	- -	- -
Total	- -	- -	- -
04405			
Polling	- -	- -	- -
Absentee	- -	- -	- -
Early Vote	- -	- -	- -
Provisional	- -	- -	- -
Total	- -	- -	- -
04502			
Polling	- -	- -	- -
Absentee	- -	- -	- -
Early Vote	- -	- -	- -
Provisional	- -	- -	- -
Total	- -	- -	- -
04504			
Polling	- -	- -	- -
Absentee	- -	- -	- -
Early Vote	- -	- -	- -
Provisional	- -	- -	- -
Total	- -	- -	- -
04602			
Polling	- -	- -	- -
Absentee	- -	- -	- -
Early Vote	- -	- -	- -
Provisional	- -	- -	- -
Total	- -	- -	- -
04700			
Polling	- -	- -	- -
Absentee	- -	- -	- -
Early Vote	- -	- -	- -
Provisional	- -	- -	- -
Total	- -	- -	- -
04900			
Polling	- -	- -	- -
Absentee	- -	- -	- -
Early Vote	- -	- -	- -
Provisional	- -	- -	- -

RETRIEVED FROM DEMOCRACYDOCKET.COM

Statement of Votes Cast
Shelby County, TN
State and Federal General Election _Municipal Elections
November 6, 2018
SOVC For Jurisdiction Wide, All Counters, All Races
Official Combined Results

	LAKELAND COMMISSIONER					
	Michael Green		Clark Plunk		Write-In Votes	
Total	-	-	-	-	-	-
05001						
Polling	-	-	-	-	-	-
Absentee	-	-	-	-	-	-
Early Vote	-	-	-	-	-	-
Provisional	-	-	-	-	-	-
Total	-	-	-	-	-	-
05002						
Polling	-	-	-	-	-	-
Absentee	-	-	-	-	-	-
Early Vote	-	-	-	-	-	-
Provisional	-	-	-	-	-	-
Total	-	-	-	-	-	-
05201						
Polling	-	-	-	-	-	-
Absentee	-	-	-	-	-	-
Early Vote	-	-	-	-	-	-
Provisional	-	-	-	-	-	-
Total	-	-	-	-	-	-
05301						
Polling	-	-	-	-	-	-
Absentee	-	-	-	-	-	-
Early Vote	-	-	-	-	-	-
Provisional	-	-	-	-	-	-
Total	-	-	-	-	-	-
05400						
Polling	-	-	-	-	-	-
Absentee	-	-	-	-	-	-
Early Vote	-	-	-	-	-	-
Provisional	-	-	-	-	-	-
Total	-	-	-	-	-	-
05502						
Polling	-	-	-	-	-	-
Absentee	-	-	-	-	-	-
Early Vote	-	-	-	-	-	-
Provisional	-	-	-	-	-	-
Total	-	-	-	-	-	-
05700						
Polling	-	-	-	-	-	-
Absentee	-	-	-	-	-	-
Early Vote	-	-	-	-	-	-
Provisional	-	-	-	-	-	-
Total	-	-	-	-	-	-
05801						
Polling	-	-	-	-	-	-
Absentee	-	-	-	-	-	-
Early Vote	-	-	-	-	-	-
Provisional	-	-	-	-	-	-
Total	-	-	-	-	-	-
05804						
Polling	-	-	-	-	-	-
Absentee	-	-	-	-	-	-
Early Vote	-	-	-	-	-	-
Provisional	-	-	-	-	-	-
Total	-	-	-	-	-	-
05905						
Polling	-	-	-	-	-	-
Absentee	-	-	-	-	-	-

RETRIEVED FROM DEMOCRACYDOCKET.COM

Statement of Votes Cast
Shelby County, TN
State and Federal General Election _Municipal Elections
November 6, 2018
SOVC For Jurisdiction Wide, All Counters, All Races
Official Combined Results

	LAKELAND COMMISSIONER		
	Michael Green	Clark Plunk	Write-In Votes
Early Vote	- -	- -	- -
Provisional	- -	- -	- -
Total	- -	- -	- -
06003			
Polling	- -	- -	- -
Absentee	- -	- -	- -
Early Vote	- -	- -	- -
Provisional	- -	- -	- -
Total	- -	- -	- -
06005			
Polling	- -	- -	- -
Absentee	- -	- -	- -
Early Vote	- -	- -	- -
Provisional	- -	- -	- -
Total	- -	- -	- -
06006			
Polling	- -	- -	-
Absentee	- -	- -	-
Early Vote	- -	- -	- -
Provisional	- -	- -	-
Total	- -	- -	-
06007			
Polling	- -	- -	- -
Absentee	- -	- -	- -
Early Vote	- -	- -	- -
Provisional	- -	- -	- -
Total	- -	- -	- -
06009			
Polling	- -	- -	- -
Absentee	- -	- -	- -
Early Vote	- -	- -	- -
Provisional	- -	- -	- -
Total	- -	- -	- -
06100			
Polling	- -	- -	- -
Absentee	- -	- -	- -
Early Vote	- -	- -	- -
Provisional	- -	- -	- -
Total	- -	- -	- -
06200			
Polling	- -	- -	- -
Absentee	- -	- -	- -
Early Vote	- -	- -	- -
Provisional	- -	- -	- -
Total	- -	- -	- -
06400			
Polling	- -	- -	- -
Absentee	- -	- -	- -
Early Vote	- -	- -	- -
Provisional	- -	- -	- -
Total	- -	- -	- -
06600			
Polling	- -	- -	- -
Absentee	- -	- -	- -
Early Vote	- -	- -	- -
Provisional	- -	- -	- -
Total	- -	- -	- -
06701			

RETRIEVED FROM DEMOCRACYDOCKET.COM

Statement of Votes Cast
Shelby County, TN
State and Federal General Election _Municipal Elections
November 6, 2018
SOVC For Jurisdiction Wide, All Counters, All Races
Official Combined Results

	LAKELAND COMMISSIONER		
	Michael Green	Clark Plunk	Write-In Votes
Polling	- -	- -	- -
Absentee	- -	- -	- -
Early Vote	- -	- -	- -
Provisional	- -	- -	- -
Total	- -	- -	- -
06703			
Polling	- -	- -	- -
Absentee	- -	- -	- -
Early Vote	- -	- -	- -
Provisional	- -	- -	- -
Total	- -	- -	- -
06801			
Polling	- -	- -	- -
Absentee	- -	- -	- -
Early Vote	- -	- -	- -
Provisional	- -	- -	- -
Total	- -	- -	-
06803			
Polling	- -	- -	- -
Absentee	- -	- -	-
Early Vote	- -	- -	-
Provisional	- -	- -	- -
Total	- -	- -	- -
06902			
Polling	- -	-	-
Absentee	- -	-	-
Early Vote	- -	-	-
Provisional	- -	-	-
Total	- -	-	-
07001			
Polling	- -	- -	- -
Absentee	- -	- -	- -
Early Vote	- -	- -	- -
Provisional	- -	- -	- -
Total	- -	- -	- -
07002			
Polling	- -	- -	- -
Absentee	- -	- -	- -
Early Vote	- -	- -	- -
Provisional	- -	- -	- -
Total	- -	- -	- -
07104			
Polling	- -	- -	- -
Absentee	- -	- -	- -
Early Vote	- -	- -	- -
Provisional	- -	- -	- -
Total	- -	- -	- -
07203			
Polling	- -	- -	- -
Absentee	- -	- -	- -
Early Vote	- -	- -	- -
Provisional	- -	- -	- -
Total	- -	- -	- -
07207			
Polling	- -	- -	- -
Absentee	- -	- -	- -
Early Vote	- -	- -	- -
Provisional	- -	- -	- -

RETRIEVED FROM DEMOCRACYDOCKET.COM

Statement of Votes Cast
Shelby County, TN
State and Federal General Election _Municipal Elections
November 6, 2018
SOVC For Jurisdiction Wide, All Counters, All Races
Official Combined Results

	LAKELAND COMMISSIONER					
	Michael Green		Clark Plunk		Write-In Votes	
Total	-	-	-	-	-	-
07301						
Polling	-	-	-	-	-	-
Absentee	-	-	-	-	-	-
Early Vote	-	-	-	-	-	-
Provisional	-	-	-	-	-	-
Total	-	-	-	-	-	-
07303						
Polling	-	-	-	-	-	-
Absentee	-	-	-	-	-	-
Early Vote	-	-	-	-	-	-
Provisional	-	-	-	-	-	-
Total	-	-	-	-	-	-
07401						
Polling	-	-	-	-	-	-
Absentee	-	-	-	-	-	-
Early Vote	-	-	-	-	-	-
Provisional	-	-	-	-	-	-
Total	-	-	-	-	-	-
07402						
Polling	-	-	-	-	-	-
Absentee	-	-	-	-	-	-
Early Vote	-	-	-	-	-	-
Provisional	-	-	-	-	-	-
Total	-	-	-	-	-	-
07405						
Polling	-	-	-	-	-	-
Absentee	-	-	-	-	-	-
Early Vote	-	-	-	-	-	-
Provisional	-	-	-	-	-	-
Total	-	-	-	-	-	-
07409						
Polling	-	-	-	-	-	-
Absentee	-	-	-	-	-	-
Early Vote	-	-	-	-	-	-
Provisional	-	-	-	-	-	-
Total	-	-	-	-	-	-
07501						
Polling	-	-	-	-	-	-
Absentee	-	-	-	-	-	-
Early Vote	-	-	-	-	-	-
Provisional	-	-	-	-	-	-
Total	-	-	-	-	-	-
07506						
Polling	-	-	-	-	-	-
Absentee	-	-	-	-	-	-
Early Vote	-	-	-	-	-	-
Provisional	-	-	-	-	-	-
Total	-	-	-	-	-	-
07507						
Polling	-	-	-	-	-	-
Absentee	-	-	-	-	-	-
Early Vote	-	-	-	-	-	-
Provisional	-	-	-	-	-	-
Total	-	-	-	-	-	-
07511						
Polling	-	-	-	-	-	-
Absentee	-	-	-	-	-	-

RETRIEVED FROM DEMOCRACYDOCKET.COM

Statement of Votes Cast
Shelby County, TN
State and Federal General Election _Municipal Elections
November 6, 2018
SOVC For Jurisdiction Wide, All Counters, All Races
Official Combined Results

	LAKELAND COMMISSIONER					
	Michael Green		Clark Plunk		Write-In Votes	
Early Vote	-	-	-	-	-	-
Provisional	-	-	-	-	-	-
Total	-	-	-	-	-	-
07604						
Polling	-	-	-	-	-	-
Absentee	-	-	-	-	-	-
Early Vote	-	-	-	-	-	-
Provisional	-	-	-	-	-	-
Total	-	-	-	-	-	-
07605						
Polling	-	-	-	-	-	-
Absentee	-	-	-	-	-	-
Early Vote	-	-	-	-	-	-
Provisional	-	-	-	-	-	-
Total	-	-	-	-	-	-
07606						
Polling	-	-	-	-	-	
Absentee	-	-	-	-	-	
Early Vote	-	-	-	-	-	-
Provisional	-	-	-	-	-	-
Total	-	-	-	-		-
07701						
Polling	-	-	-	-	-	-
Absentee	-	-	-	-	-	-
Early Vote	-	-	-		-	-
Provisional	-	-	-	-	-	-
Total	-	-	-	-	-	-
07703						
Polling	-	-	-	-	-	-
Absentee	-	-	-	-	-	-
Early Vote	-	-	-	-	-	-
Provisional	-	-	-	-	-	-
Total	-	-	-	-	-	-
07803						
Polling	-	-	-	-	-	-
Absentee	-	-	-	-	-	-
Early Vote	-	-	-	-	-	-
Provisional	-	-	-	-	-	-
Total	-	-	-	-	-	-
07901						
Polling	-	-	-	-	-	-
Absentee	-	-	-	-	-	-
Early Vote	-	-	-	-	-	-
Provisional	-	-	-	-	-	-
Total	-	-	-	-	-	-
07902						
Polling	-	-	-	-	-	-
Absentee	-	-	-	-	-	-
Early Vote	-	-	-	-	-	-
Provisional	-	-	-	-	-	-
Total	-	-	-	-	-	-
07903						
Polling	-	-	-	-	-	-
Absentee	-	-	-	-	-	-
Early Vote	-	-	-	-	-	-
Provisional	-	-	-	-	-	-
Total	-	-	-	-	-	-
07907						

RETRIEVED FROM DEMOCRACYDOCKET.COM

Statement of Votes Cast
Shelby County, TN
State and Federal General Election _Municipal Elections
November 6, 2018
SOVC For Jurisdiction Wide, All Counters, All Races
Official Combined Results

	LAKELAND COMMISSIONER		
	Michael Green	Clark Plunk	Write-In Votes
Polling	-	-	-
Absentee	-	-	-
Early Vote	-	-	-
Provisional	-	-	-
Total	-	-	-
08002			
Polling	-	-	-
Absentee	-	-	-
Early Vote	-	-	-
Provisional	-	-	-
Total	-	-	-
08101			
Polling	-	-	-
Absentee	-	-	-
Early Vote	-	-	-
Provisional	-	-	-
Total	-	-	-
08103			
Polling	-	-	-
Absentee	-	-	-
Early Vote	-	-	-
Provisional	-	-	-
Total	-	-	-
08105			
Polling	-	-	-
Absentee	-	-	-
Early Vote	-	-	-
Provisional	-	-	-
Total	-	-	-
08107			
Polling	-	-	-
Absentee	-	-	-
Early Vote	-	-	-
Provisional	-	-	-
Total	-	-	-
08202			
Polling	-	-	-
Absentee	-	-	-
Early Vote	-	-	-
Provisional	-	-	-
Total	-	-	-
08300			
Polling	-	-	-
Absentee	-	-	-
Early Vote	-	-	-
Provisional	-	-	-
Total	-	-	-
08402			
Polling	-	-	-
Absentee	-	-	-
Early Vote	-	-	-
Provisional	-	-	-
Total	-	-	-
08600			
Polling	-	-	-
Absentee	-	-	-
Early Vote	-	-	-
Provisional	-	-	-

RETRIEVED FROM DEMOCRACYDOCKET.COM

Statement of Votes Cast
Shelby County, TN
State and Federal General Election _Municipal Elections
November 6, 2018
SOVC For Jurisdiction Wide, All Counters, All Races
Official Combined Results

	LAKELAND COMMISSIONER					
	Michael Green		Clark Plunk		Write-In Votes	
Total	-	-	-	-	-	-
08702						
Polling	-	-	-	-	-	-
Absentee	-	-	-	-	-	-
Early Vote	-	-	-	-	-	-
Provisional	-	-	-	-	-	-
Total	-	-	-	-	-	-
08703						
Polling	-	-	-	-	-	-
Absentee	-	-	-	-	-	-
Early Vote	-	-	-	-	-	-
Provisional	-	-	-	-	-	-
Total	-	-	-	-	-	-
08704						
Polling	-	-	-	-	-	-
Absentee	-	-	-	-	-	-
Early Vote	-	-	-	-	-	-
Provisional	-	-	-	-	-	-
Total	-	-	-	-	-	-
08802						
Polling	-	-	-	-	-	-
Absentee	-	-	-	-	-	-
Early Vote	-	-	-	-	-	-
Provisional	-	-	-	-	-	-
Total	-	-	-	-	-	-
08803						
Polling	-	-	-	-	-	-
Absentee	-	-	-	-	-	-
Early Vote	-	-	-	-	-	-
Provisional	-	-	-	-	-	-
Total	-	-	-	-	-	-
08804						
Polling	-	-	-	-	-	-
Absentee	-	-	-	-	-	-
Early Vote	-	-	-	-	-	-
Provisional	-	-	-	-	-	-
Total	-	-	-	-	-	-
08901						
Polling	-	-	-	-	-	-
Absentee	-	-	-	-	-	-
Early Vote	-	-	-	-	-	-
Provisional	-	-	-	-	-	-
Total	-	-	-	-	-	-
08902						
Polling	-	-	-	-	-	-
Absentee	-	-	-	-	-	-
Early Vote	-	-	-	-	-	-
Provisional	-	-	-	-	-	-
Total	-	-	-	-	-	-
09002						
Polling	-	-	-	-	-	-
Absentee	-	-	-	-	-	-
Early Vote	-	-	-	-	-	-
Provisional	-	-	-	-	-	-
Total	-	-	-	-	-	-
09003						
Polling	-	-	-	-	-	-
Absentee	-	-	-	-	-	-

RETRIEVED FROM DEMOCRACYDOCKET.COM

Statement of Votes Cast
Shelby County, TN
State and Federal General Election _Municipal Elections
November 6, 2018
SOVC For Jurisdiction Wide, All Counters, All Races
Official Combined Results

	LAKELAND COMMISSIONER		
	Michael Green	Clark Plunk	Write-In Votes
Early Vote	- -	- -	- -
Provisional	- -	- -	- -
Total	- -	- -	- -
09101			
Polling	- -	- -	- -
Absentee	- -	- -	- -
Early Vote	- -	- -	- -
Provisional	- -	- -	- -
Total	- -	- -	- -
09102			
Polling	- -	- -	- -
Absentee	- -	- -	- -
Early Vote	- -	- -	- -
Provisional	- -	- -	- -
Total	- -	- -	- -
09104			
Polling	- -	- -	- -
Absentee	- -	- -	- -
Early Vote	- -	- -	- -
Provisional	- -	- -	- -
Total	- -	- -	- -
09201			
Polling	- -	- -	- -
Absentee	- -	- -	- -
Early Vote	- -	- -	- -
Provisional	- -	- -	- -
Total	- -	- -	- -
09301			
Polling	- -	- -	- -
Absentee	- -	- -	- -
Early Vote	- -	- -	- -
Provisional	- -	- -	- -
Total	- -	- -	- -
09303			
Polling	- -	- -	- -
Absentee	- -	- -	- -
Early Vote	- -	- -	- -
Provisional	- -	- -	- -
Total	- -	- -	- -
09403			
Polling	- -	- -	- -
Absentee	- -	- -	- -
Early Vote	- -	- -	- -
Provisional	- -	- -	- -
Total	- -	- -	- -
09406			
Polling	- -	- -	- -
Absentee	- -	- -	- -
Early Vote	- -	- -	- -
Provisional	- -	- -	- -
Total	- -	- -	- -
09407			
Polling	- -	- -	- -
Absentee	- -	- -	- -
Early Vote	- -	- -	- -
Provisional	- -	- -	- -
Total	- -	- -	- -
09408			

RETRIEVED FROM DEMOCRACYDOCKET.COM

Statement of Votes Cast
Shelby County, TN
State and Federal General Election _Municipal Elections
November 6, 2018
SOVC For Jurisdiction Wide, All Counters, All Races
Official Combined Results

	LAKELAND COMMISSIONER					
	Michael Green		Clark Plunk		Write-In Votes	
Polling	-	-	-	-	-	-
Absentee	-	-	-	-	-	-
Early Vote	-	-	-	-	-	-
Provisional	-	-	-	-	-	-
Total	-	-	-	-	-	-
09501						
Polling	-	-	-	-	-	-
Absentee	-	-	-	-	-	-
Early Vote	-	-	-	-	-	-
Provisional	-	-	-	-	-	-
Total	-	-	-	-	-	-
09505						
Polling	-	-	-	-	-	-
Absentee	-	-	-	-	-	-
Early Vote	-	-	-	-	-	-
Provisional	-	-	-	-	-	-
Total	-	-	-	-	-	-
09506						
Polling	-	-	-	-	-	-
Absentee	-	-	-	-	-	-
Early Vote	-	-	-	-	-	-
Provisional	-	-	-	-	-	-
Total	-	-	-	-	-	-
09507						
Polling	-	-	-	-	-	-
Absentee	-	-	-	-	-	-
Early Vote	-	-	-	-	-	-
Provisional	-	-	-	-	-	-
Total	-	-	-	-	-	-
09508						
Polling	-	-	-	-	-	-
Absentee	-	-	-	-	-	-
Early Vote	-	-	-	-	-	-
Provisional	-	-	-	-	-	-
Total	-	-	-	-	-	-
09601						
Polling	-	-	-	-	-	-
Absentee	-	-	-	-	-	-
Early Vote	-	-	-	-	-	-
Provisional	-	-	-	-	-	-
Total	-	-	-	-	-	-
09602						
Polling	-	-	-	-	-	-
Absentee	-	-	-	-	-	-
Early Vote	-	-	-	-	-	-
Provisional	-	-	-	-	-	-
Total	-	-	-	-	-	-
ARL01						
Polling	-	-	-	-	-	-
Absentee	-	-	-	-	-	-
Early Vote	-	-	-	-	-	-
Provisional	-	-	-	-	-	-
Total	-	-	-	-	-	-
ARL02						
Polling	11	34.38%	1	3.13%	0	0.00%
Absentee	2	50.00%	0	0.00%	0	0.00%
Early Vote	45	40.91%	1	0.91%	4	3.64%
Provisional	0	-	0	-	0	-

RETRIEVED FROM DEMOCRACYDOCKET.COM

Statement of Votes Cast
Shelby County, TN
State and Federal General Election _Municipal Elections
November 6, 2018
SOVC For Jurisdiction Wide, All Counters, All Races
Official Combined Results

	LAKELAND COMMISSIONER					
	Michael Green		Clark Plunk		Write-In Votes	
Total	58	39.73%	2	1.37%	4	2.74%
BAR03						
Polling	-	-	-	-	-	-
Absentee	-	-	-	-	-	-
Early Vote	-	-	-	-	-	-
Provisional	-	-	-	-	-	-
Total	-	-	-	-	-	-
BAR04						
Polling	-	-	-	-	-	-
Absentee	-	-	-	-	-	-
Early Vote	-	-	-	-	-	-
Provisional	-	-	-	-	-	-
Total	-	-	-	-	-	-
BAR05						
Polling	-	-	-	-	-	-
Absentee	-	-	-	-	-	-
Early Vote	-	-	-	-	-	-
Provisional	-	-	-	-	-	-
Total	-	-	-	-	-	-
BAR06						
Polling	-	-	-	-	-	-
Absentee	-	-	-	-	-	-
Early Vote	-	-	-	-	-	-
Provisional	-	-	-	-	-	-
Total	-	-	-	-	-	-
BAR08						
Polling	-	-	-	-	-	-
Absentee	-	-	-	-	-	-
Early Vote	-	-	-	-	-	-
Provisional	-	-	-	-	-	-
Total	-	-	-	-	-	-
BAR09						
Polling	-	-	-	-	-	-
Absentee	-	-	-	-	-	-
Early Vote	-	-	-	-	-	-
Provisional	-	-	-	-	-	-
Total	-	-	-	-	-	-
BAR11						
Polling	-	-	-	-	-	-
Absentee	-	-	-	-	-	-
Early Vote	-	-	-	-	-	-
Provisional	-	-	-	-	-	-
Total	-	-	-	-	-	-
BAR13						
Polling	-	-	-	-	-	-
Absentee	-	-	-	-	-	-
Early Vote	-	-	-	-	-	-
Provisional	-	-	-	-	-	-
Total	-	-	-	-	-	-
BRU01						
Polling	-	-	-	-	-	-
Absentee	-	-	-	-	-	-
Early Vote	-	-	-	-	-	-
Provisional	-	-	-	-	-	-
Total	-	-	-	-	-	-
BRU02						
Polling	-	-	-	-	-	-
Absentee	-	-	-	-	-	-

RETRIEVED FROM DEMOCRACYDOCKET.COM

Statement of Votes Cast
Shelby County, TN
State and Federal General Election _Municipal Elections
November 6, 2018
SOVC For Jurisdiction Wide, All Counters, All Races
Official Combined Results

	LAKELAND COMMISSIONER		
	Michael Green	Clark Plunk	Write-In Votes
Early Vote	- -	- -	- -
Provisional	- -	- -	- -
Total	- -	- -	- -
COL01			
Polling	- -	- -	- -
Absentee	- -	- -	- -
Early Vote	- -	- -	- -
Provisional	- -	- -	- -
Total	- -	- -	- -
COL02			
Polling	- -	- -	- -
Absentee	- -	- -	- -
Early Vote	- -	- -	- -
Provisional	- -	- -	- -
Total	- -	- -	- -
COL03			
Polling	- -	- -	- -
Absentee	- -	- -	- -
Early Vote	- -	- -	- -
Provisional	- -	- -	- -
Total	- -	- -	- -
COL04			
Polling	- -	- -	- -
Absentee	- -	- -	- -
Early Vote	- -	- -	- -
Provisional	- -	- -	- -
Total	- -	- -	- -
COL05			
Polling	- -	- -	- -
Absentee	- -	- -	- -
Early Vote	- -	- -	- -
Provisional	- -	- -	- -
Total	- -	- -	- -
COL06			
Polling	- -	- -	- -
Absentee	- -	- -	- -
Early Vote	- -	- -	- -
Provisional	- -	- -	- -
Total	- -	- -	- -
COL07			
Polling	- -	- -	- -
Absentee	- -	- -	- -
Early Vote	- -	- -	- -
Provisional	- -	- -	- -
Total	- -	- -	- -
COL08			
Polling	- -	- -	- -
Absentee	- -	- -	- -
Early Vote	- -	- -	- -
Provisional	- -	- -	- -
Total	- -	- -	- -
COL09			
Polling	- -	- -	- -
Absentee	- -	- -	- -
Early Vote	- -	- -	- -
Provisional	- -	- -	- -
Total	- -	- -	- -
COR03			

RETRIEVED FROM DEMOCRACYDOCKET.COM

Statement of Votes Cast
Shelby County, TN
State and Federal General Election _Municipal Elections
November 6, 2018
SOVC For Jurisdiction Wide, All Counters, All Races
Official Combined Results

	LAKELAND COMMISSIONER					
	Michael Green		Clark Plunk		Write-In Votes	
Polling	-	-	-	-	-	-
Absentee	-	-	-	-	-	-
Early Vote	-	-	-	-	-	-
Provisional	-	-	-	-	-	-
Total	-	-	-	-	-	-
COR04						
Polling	-	-	-	-	-	-
Absentee	-	-	-	-	-	-
Early Vote	-	-	-	-	-	-
Provisional	-	-	-	-	-	-
Total	-	-	-	-	-	-
COR05						
Polling	-	-	-	-	-	-
Absentee	-	-	-	-	-	-
Early Vote	-	-	-	-	-	-
Provisional	-	-	-	-	-	-
Total	-	-	-	-	-	
EAD00						
Polling	-	-	-	-	-	-
Absentee	-	-	-	-		-
Early Vote	-	-	-	-		-
Provisional	-	-	-	-	-	-
Total	-	-	-	-	-	-
FOR01						
Polling	-	-	-		-	-
Absentee	-	-	-	-	-	-
Early Vote	-	-	-	-	-	-
Provisional	-	-	-	-	-	-
Total	-	-		-	-	-
FOR02						
Polling	-	-	-	-	-	-
Absentee	-	-	-	-	-	-
Early Vote	-	-	-	-	-	-
Provisional	-	-	-	-	-	-
Total	-	-	-	-	-	-
FOR03						
Polling	-	-	-	-	-	-
Absentee	-	-	-	-	-	-
Early Vote	-	-	-	-	-	-
Provisional	-	-	-	-	-	-
Total	-	-	-	-	-	-
GER02						
Polling	-	-	-	-	-	-
Absentee	-	-	-	-	-	-
Early Vote	-	-	-	-	-	-
Provisional	-	-	-	-	-	-
Total	-	-	-	-	-	-
GER03						
Polling	-	-	-	-	-	-
Absentee	-	-	-	-	-	-
Early Vote	-	-	-	-	-	-
Provisional	-	-	-	-	-	-
Total	-	-	-	-	-	-
GER04						
Polling	-	-	-	-	-	-
Absentee	-	-	-	-	-	-
Early Vote	-	-	-	-	-	-
Provisional	-	-	-	-	-	-

RETRIEVED FROM DEMOCRACYDOCKET.COM

Statement of Votes Cast
Shelby County, TN
State and Federal General Election _Municipal Elections
November 6, 2018
SOVC For Jurisdiction Wide, All Counters, All Races
Official Combined Results

	LAKELAND COMMISSIONER					
	Michael Green		Clark Plunk		Write-In Votes	
Total	-	-	-	-	-	-
GER05						
Polling	-	-	-	-	-	-
Absentee	-	-	-	-	-	-
Early Vote	-	-	-	-	-	-
Provisional	-	-	-	-	-	-
Total	-	-	-	-	-	-
GER06						
Polling	-	-	-	-	-	-
Absentee	-	-	-	-	-	-
Early Vote	-	-	-	-	-	-
Provisional	-	-	-	-	-	-
Total	-	-	-	-	-	-
GER08						
Polling	-	-	-	-	-	-
Absentee	-	-	-	-	-	-
Early Vote	-	-	-	-	-	-
Provisional	-	-	-	-	-	-
Total	-	-	-	-	-	-
GER10						
Polling	-	-	-	-	-	-
Absentee	-	-	-	-	-	-
Early Vote	-	-	-	-	-	-
Provisional	-	-	-	-	-	-
Total	-	-	-	-	-	-
GER11						
Polling	-	-	-	-	-	-
Absentee	-	-	-	-	-	-
Early Vote	-	-	-	-	-	-
Provisional	-	-	-	-	-	-
Total	-	-	-	-	-	-
GER12						
Polling	-	-	-	-	-	-
Absentee	-	-	-	-	-	-
Early Vote	-	-	-	-	-	-
Provisional	-	-	-	-	-	-
Total	-	-	-	-	-	-
LAK01						
Polling	323	21.96%	78	5.30%	2	0.14%
Absentee	12	21.43%	5	8.93%	0	0.00%
Early Vote	1293	23.16%	275	4.93%	6	0.11%
Provisional	3	10.34%	0	0.00%	0	0.00%
Total	1631	22.85%	358	5.01%	8	0.11%
LAK02						
Polling	199	21.01%	104	10.98%	4	0.42%
Absentee	5	15.63%	7	21.88%	0	0.00%
Early Vote	297	21.02%	137	9.70%	4	0.28%
Provisional	1	25.00%	0	0.00%	0	0.00%
Total	502	20.95%	248	10.35%	8	0.33%
LUC01						
Polling	-	-	-	-	-	-
Absentee	-	-	-	-	-	-
Early Vote	-	-	-	-	-	-
Provisional	-	-	-	-	-	-
Total	-	-	-	-	-	-
LUC03						
Polling	-	-	-	-	-	-
Absentee	-	-	-	-	-	-

RETRIEVED FROM DEMOCRACYDOCKET.COM

Statement of Votes Cast
Shelby County, TN
State and Federal General Election _Municipal Elections
November 6, 2018
SOVC For Jurisdiction Wide, All Counters, All Races
Official Combined Results

	LAKELAND COMMISSIONER		
	Michael Green	Clark Plunk	Write-In Votes
Early Vote	- -	- -	- -
Provisional	- -	- -	- -
Total	- -	- -	- -
MCC00			
Polling	- -	- -	- -
Absentee	- -	- -	- -
Early Vote	- -	- -	- -
Provisional	- -	- -	- -
Total	- -	- -	- -
MIL01			
Polling	- -	- -	- -
Absentee	- -	- -	- -
Early Vote	- -	- -	- -
Provisional	- -	- -	- -
Total	- -	- -	- -
MIL02			
Polling	- -	- -	-
Absentee	- -	- -	-
Early Vote	- -	- -	- -
Provisional	- -	- -	-
Total	- -	- -	-
MOR01			
Polling	- -	- -	- -
Absentee	- -	- -	- -
Early Vote	- -	- -	- -
Provisional	- -	- -	- -
Total	- -	- -	- -
MOR02			
Polling	- -	- -	- -
Absentee	- -	- -	- -
Early Vote	- -	- -	- -
Provisional	- -	- -	- -
Total	- -	- -	- -
ROS05			
Polling	- -	- -	- -
Absentee	- -	- -	- -
Early Vote	- -	- -	- -
Provisional	- -	- -	- -
Total	- -	- -	- -
ROS13			
Polling	- -	- -	- -
Absentee	- -	- -	- -
Early Vote	- -	- -	- -
Provisional	- -	- -	- -
Total	- -	- -	- -
ROS14			
Polling	- -	- -	- -
Absentee	- -	- -	- -
Early Vote	- -	- -	- -
Provisional	- -	- -	- -
Total	- -	- -	- -
ROS15			
Polling	- -	- -	- -
Absentee	- -	- -	- -
Early Vote	- -	- -	- -
Provisional	- -	- -	- -
Total	- -	- -	- -
ROS16			

RETRIEVED FROM DEMOCRACYDOCKET.COM

Statement of Votes Cast
Shelby County, TN
State and Federal General Election _Municipal Elections
November 6, 2018
SOVC For Jurisdiction Wide, All Counters, All Races
Official Combined Results

	LAKELAND COMMISSIONER					
	Michael Green		Clark Plunk		Write-In Votes	
Polling	-	-	-	-	-	-
Absentee	-	-	-	-	-	-
Early Vote	-	-	-	-	-	-
Provisional	-	-	-	-	-	-
Total	-	-	-	-	-	-
STE00						
Polling	49	37.12%	5	3.79%	0	0.00%
Absentee	4	50.00%	0	0.00%	0	0.00%
Early Vote	167	36.15%	25	5.41%	4	0.87%
Provisional	0	-	0	-	0	-
Total	220	36.54%	30	4.98%	4	0.66%
Total						
Polling	582	22.54%	188	7.28%	6	0.23%
Absentee	23	23.00%	12	12.00%	0	0.00%
Early Vote	1802	23.81%	438	5.79%	18	0.24%
Provisional	4	12.12%	0	0.00%	0	0.00%
Total	2411	23.45%	638	6.20%	24	0.23%

RETRIEVED FROM DEMOCRACYDOCKET.COM

Statement of Votes Cast
Shelby County, TN
State and Federal General Election _Municipal Elections
November 6, 2018
SOVC For Jurisdiction Wide, All Counters, All Races
Official Combined Results

	LAKELAND SCHOOL BOARD								
	Reg. Voters	Times Counted	Total Votes	Zachary Coleman		Kevin Floyd		Laura Harrison	
Jurisdiction Wide									
00100									
Polling	-	-	-	-	-	-	-	-	-
Absentee	-	-	-	-	-	-	-	-	-
Early Vote	-	-	-	-	-	-	-	-	-
Provisional	-	-	-	-	-	-	-	-	-
Total	-	-	-	-	-	-	-	-	-
00200									
Polling	-	-	-	-	-	-	-	-	-
Absentee	-	-	-	-	-	-	-	-	-
Early Vote	-	-	-	-	-	-	-	-	-
Provisional	-	-	-	-	-	-	-	-	-
Total	-	-	-	-	-	-	-	-	-
01100									
Polling	-	-	-	-	-	-	-	-	-
Absentee	-	-	-	-	-	-	-	-	-
Early Vote	-	-	-	-	-	-	-	-	-
Provisional	-	-	-	-	-	-	-	-	-
Total	-	-	-	-	-	-	-	-	-
01200									
Polling	-	-	-	-	-	-	-	-	-
Absentee	-	-	-	-	-	-	-	-	-
Early Vote	-	-	-	-	-	-	-	-	-
Provisional	-	-	-	-	-	-	-	-	-
Total	-	-	-	-	-	-	-	-	-
01300									
Polling	-	-	-	-	-	-	-	-	-
Absentee	-	-	-	-	-	-	-	-	-
Early Vote	-	-	-	-	-	-	-	-	-
Provisional	-	-	-	-	-	-	-	-	-
Total	-	-	-	-	-	-	-	-	-
01601									
Polling	-	-	-	-	-	-	-	-	-
Absentee	-	-	-	-	-	-	-	-	-
Early Vote	-	-	-	-	-	-	-	-	-
Provisional	-	-	-	-	-	-	-	-	-
Total	-	-	-	-	-	-	-	-	-
01603									
Polling	-	-	-	-	-	-	-	-	-
Absentee	-	-	-	-	-	-	-	-	-
Early Vote	-	-	-	-	-	-	-	-	-
Provisional	-	-	-	-	-	-	-	-	-
Total	-	-	-	-	-	-	-	-	-
01700									
Polling	-	-	-	-	-	-	-	-	-
Absentee	-	-	-	-	-	-	-	-	-
Early Vote	-	-	-	-	-	-	-	-	-
Provisional	-	-	-	-	-	-	-	-	-
Total	-	-	-	-	-	-	-	-	-
02001									
Polling	-	-	-	-	-	-	-	-	-
Absentee	-	-	-	-	-	-	-	-	-
Early Vote	-	-	-	-	-	-	-	-	-
Provisional	-	-	-	-	-	-	-	-	-
Total	-	-	-	-	-	-	-	-	-
02003									
Polling	-	-	-	-	-	-	-	-	-
Absentee	-	-	-	-	-	-	-	-	-

RETRIEVED FROM DEMOCRACYDOCKET.COM

Statement of Votes Cast
Shelby County, TN
State and Federal General Election _Municipal Elections
November 6, 2018
SOVC For Jurisdiction Wide, All Counters, All Races
Official Combined Results

	LAKELAND SCHOOL BOARD					
	Reg. Voters	Times Counted	Total Votes	Zachary Coleman	Kevin Floyd	Laura Harrison
Early Vote	-	-	-	-	-	-
Provisional	-	-	-	-	-	-
Total	-	-	-	-	-	-
02100						
Polling	-	-	-	-	-	-
Absentee	-	-	-	-	-	-
Early Vote	-	-	-	-	-	-
Provisional	-	-	-	-	-	-
Total	-	-	-	-	-	-
02600						
Polling	-	-	-	-	-	-
Absentee	-	-	-	-	-	-
Early Vote	-	-	-	-	-	-
Provisional	-	-	-	-	-	-
Total	-	-	-	-	-	-
02800						
Polling	-	-	-	-	-	-
Absentee	-	-	-	-	-	-
Early Vote	-	-	-	-	-	-
Provisional	-	-	-	-	-	-
Total	-	-	-	-	-	-
03102						
Polling	-	-	-	-	-	-
Absentee	-	-	-	-	-	-
Early Vote	-	-	-	-	-	-
Provisional	-	-	-	-	-	-
Total	-	-	-	-	-	-
03104						
Polling	-	-	-	-	-	-
Absentee	-	-	-	-	-	-
Early Vote	-	-	-	-	-	-
Provisional	-	-	-	-	-	-
Total	-	-	-	-	-	-
03300						
Polling	-	-	-	-	-	-
Absentee	-	-	-	-	-	-
Early Vote	-	-	-	-	-	-
Provisional	-	-	-	-	-	-
Total	-	-	-	-	-	-
03402						
Polling	-	-	-	-	-	-
Absentee	-	-	-	-	-	-
Early Vote	-	-	-	-	-	-
Provisional	-	-	-	-	-	-
Total	-	-	-	-	-	-
03601						
Polling	-	-	-	-	-	-
Absentee	-	-	-	-	-	-
Early Vote	-	-	-	-	-	-
Provisional	-	-	-	-	-	-
Total	-	-	-	-	-	-
03602						
Polling	-	-	-	-	-	-
Absentee	-	-	-	-	-	-
Early Vote	-	-	-	-	-	-
Provisional	-	-	-	-	-	-
Total	-	-	-	-	-	-
03700						

RETRIEVED FROM DEMOCRACYDOCKET.COM

Statement of Votes Cast
Shelby County, TN
State and Federal General Election _Municipal Elections
November 6, 2018
SOVC For Jurisdiction Wide, All Counters, All Races
Official Combined Results

	LAKELAND SCHOOL BOARD					
	Reg. Voters	Times Counted	Total Votes	Zachary Coleman	Kevin Floyd	Laura Harrison
Polling	-	-	-	-	-	-
Absentee	-	-	-	-	-	-
Early Vote	-	-	-	-	-	-
Provisional	-	-	-	-	-	-
Total	-	-	-	-	-	-
04103						
Polling	-	-	-	-	-	-
Absentee	-	-	-	-	-	-
Early Vote	-	-	-	-	-	-
Provisional	-	-	-	-	-	-
Total	-	-	-	-	-	-
04201						
Polling	-	-	-	-	-	-
Absentee	-	-	-	-	-	-
Early Vote	-	-	-	-	-	-
Provisional	-	-	-	-	-	-
Total	-	-	-	-	-	-
04401						
Polling	-	-	-	-	-	-
Absentee	-	-	-	-	-	-
Early Vote	-	-	-	-	-	-
Provisional	-	-	-	-	-	-
Total	-	-	-	-	-	-
04405						
Polling	-	-	-	-	-	-
Absentee	-	-	-	-	-	-
Early Vote	-	-	-	-	-	-
Provisional	-	-	-	-	-	-
Total	-	-	-	-	-	-
04502						
Polling	-	-	-	-	-	-
Absentee	-	-	-	-	-	-
Early Vote	-	-	-	-	-	-
Provisional	-	-	-	-	-	-
Total	-	-	-	-	-	-
04504						
Polling	-	-	-	-	-	-
Absentee	-	-	-	-	-	-
Early Vote	-	-	-	-	-	-
Provisional	-	-	-	-	-	-
Total	-	-	-	-	-	-
04602						
Polling	-	-	-	-	-	-
Absentee	-	-	-	-	-	-
Early Vote	-	-	-	-	-	-
Provisional	-	-	-	-	-	-
Total	-	-	-	-	-	-
04700						
Polling	-	-	-	-	-	-
Absentee	-	-	-	-	-	-
Early Vote	-	-	-	-	-	-
Provisional	-	-	-	-	-	-
Total	-	-	-	-	-	-
04900						
Polling	-	-	-	-	-	-
Absentee	-	-	-	-	-	-
Early Vote	-	-	-	-	-	-
Provisional	-	-	-	-	-	-

RETRIEVED FROM DEMOCRACYDOCKET.COM

Statement of Votes Cast
Shelby County, TN
State and Federal General Election _Municipal Elections
November 6, 2018
SOVC For Jurisdiction Wide, All Counters, All Races
Official Combined Results

	LAKELAND SCHOOL BOARD					
	Reg. Voters	Times Counted	Total Votes	Zachary Coleman	Kevin Floyd	Laura Harrison
Total	-	-	-	-	-	-
05001						
Polling	-	-	-	-	-	-
Absentee	-	-	-	-	-	-
Early Vote	-	-	-	-	-	-
Provisional	-	-	-	-	-	-
Total	-	-	-	-	-	-
05002						
Polling	-	-	-	-	-	-
Absentee	-	-	-	-	-	-
Early Vote	-	-	-	-	-	-
Provisional	-	-	-	-	-	-
Total	-	-	-	-	-	-
05201						
Polling	-	-	-	-	-	-
Absentee	-	-	-	-	-	-
Early Vote	-	-	-	-	-	-
Provisional	-	-	-	-	-	-
Total	-	-	-	-	-	-
05301						
Polling	-	-	-	-	-	-
Absentee	-	-	-	-	-	-
Early Vote	-	-	-	-	-	-
Provisional	-	-	-	-	-	-
Total	-	-	-	-	-	-
05400						
Polling	-	-	-	-	-	-
Absentee	-	-	-	-	-	-
Early Vote	-	-	-	-	-	-
Provisional	-	-	-	-	-	-
Total	-	-	-	-	-	-
05502						
Polling	-	-	-	-	-	-
Absentee	-	-	-	-	-	-
Early Vote	-	-	-	-	-	-
Provisional	-	-	-	-	-	-
Total	-	-	-	-	-	-
05700						
Polling	-	-	-	-	-	-
Absentee	-	-	-	-	-	-
Early Vote	-	-	-	-	-	-
Provisional	-	-	-	-	-	-
Total	-	-	-	-	-	-
05801						
Polling	-	-	-	-	-	-
Absentee	-	-	-	-	-	-
Early Vote	-	-	-	-	-	-
Provisional	-	-	-	-	-	-
Total	-	-	-	-	-	-
05804						
Polling	-	-	-	-	-	-
Absentee	-	-	-	-	-	-
Early Vote	-	-	-	-	-	-
Provisional	-	-	-	-	-	-
Total	-	-	-	-	-	-
05905						
Polling	-	-	-	-	-	-
Absentee	-	-	-	-	-	-

RETRIEVED FROM DEMOCRACYDOCKET.COM

Statement of Votes Cast
Shelby County, TN
State and Federal General Election _Municipal Elections
November 6, 2018
SOVC For Jurisdiction Wide, All Counters, All Races
Official Combined Results

	LAKELAND SCHOOL BOARD								
	Reg. Voters	Times Counted	Total Votes	Zachary Coleman		Kevin Floyd		Laura Harrison	
Early Vote	-	-	-	-	-	-	-	-	-
Provisional	-	-	-	-	-	-	-	-	-
Total	-	-	-	-	-	-	-	-	-
06003									
Polling	-	-	-	-	-	-	-	-	-
Absentee	-	-	-	-	-	-	-	-	-
Early Vote	-	-	-	-	-	-	-	-	-
Provisional	-	-	-	-	-	-	-	-	-
Total	-	-	-	-	-	-	-	-	-
06005									
Polling	-	-	-	-	-	-	-	-	-
Absentee	-	-	-	-	-	-	-	-	-
Early Vote	-	-	-	-	-	-	-	-	-
Provisional	-	-	-	-	-	-	-	-	-
Total	-	-	-	-	-	-	-	-	-
06006									
Polling	-	-	-	-	-	-	-	-	-
Absentee	-	-	-	-	-	-	-	-	-
Early Vote	-	-	-	-	-	-	-	-	-
Provisional	-	-	-	-	-	-	-	-	-
Total	-	-	-	-	-	-	-	-	-
06007									
Polling	-	-	-	-	-	-	-	-	-
Absentee	-	-	-	-	-	-	-	-	-
Early Vote	-	-	-	-	-	-	-	-	-
Provisional	-	-	-	-	-	-	-	-	-
Total	-	-	-	-	-	-	-	-	-
06009									
Polling	-	-	-	-	-	-	-	-	-
Absentee	-	-	-	-	-	-	-	-	-
Early Vote	-	-	-	-	-	-	-	-	-
Provisional	-	-	-	-	-	-	-	-	-
Total	-	-	-	-	-	-	-	-	-
06100									
Polling	-	-	-	-	-	-	-	-	-
Absentee	-	-	-	-	-	-	-	-	-
Early Vote	-	-	-	-	-	-	-	-	-
Provisional	-	-	-	-	-	-	-	-	-
Total	-	-	-	-	-	-	-	-	-
06200									
Polling	-	-	-	-	-	-	-	-	-
Absentee	-	-	-	-	-	-	-	-	-
Early Vote	-	-	-	-	-	-	-	-	-
Provisional	-	-	-	-	-	-	-	-	-
Total	-	-	-	-	-	-	-	-	-
06400									
Polling	-	-	-	-	-	-	-	-	-
Absentee	-	-	-	-	-	-	-	-	-
Early Vote	-	-	-	-	-	-	-	-	-
Provisional	-	-	-	-	-	-	-	-	-
Total	-	-	-	-	-	-	-	-	-
06600									
Polling	-	-	-	-	-	-	-	-	-
Absentee	-	-	-	-	-	-	-	-	-
Early Vote	-	-	-	-	-	-	-	-	-
Provisional	-	-	-	-	-	-	-	-	-
Total	-	-	-	-	-	-	-	-	-
06701									

RETRIEVED FROM DEMOCRACYDOCKET.COM

Statement of Votes Cast
Shelby County, TN
State and Federal General Election _Municipal Elections
November 6, 2018
SOVC For Jurisdiction Wide, All Counters, All Races
Official Combined Results

	LAKELAND SCHOOL BOARD					
	Reg. Voters	Times Counted	Total Votes	Zachary Coleman	Kevin Floyd	Laura Harrison
Polling	-	-	-	-	-	-
Absentee	-	-	-	-	-	-
Early Vote	-	-	-	-	-	-
Provisional	-	-	-	-	-	-
Total	-	-	-	-	-	-
06703						
Polling	-	-	-	-	-	-
Absentee	-	-	-	-	-	-
Early Vote	-	-	-	-	-	-
Provisional	-	-	-	-	-	-
Total	-	-	-	-	-	-
06801						
Polling	-	-	-	-	-	-
Absentee	-	-	-	-	-	-
Early Vote	-	-	-	-	-	-
Provisional	-	-	-	-	-	-
Total	-	-	-	-	-	-
06803						
Polling	-	-	-	-	-	-
Absentee	-	-	-	-	-	-
Early Vote	-	-	-	-	-	-
Provisional	-	-	-	-	-	-
Total	-	-	-	-	-	-
06902						
Polling	-	-	-	-	-	-
Absentee	-	-	-	-	-	-
Early Vote	-	-	-	-	-	-
Provisional	-	-	-	-	-	-
Total	-	-	-	-	-	-
07001						
Polling	-	-	-	-	-	-
Absentee	-	-	-	-	-	-
Early Vote	-	-	-	-	-	-
Provisional	-	-	-	-	-	-
Total	-	-	-	-	-	-
07002						
Polling	-	-	-	-	-	-
Absentee	-	-	-	-	-	-
Early Vote	-	-	-	-	-	-
Provisional	-	-	-	-	-	-
Total	-	-	-	-	-	-
07104						
Polling	-	-	-	-	-	-
Absentee	-	-	-	-	-	-
Early Vote	-	-	-	-	-	-
Provisional	-	-	-	-	-	-
Total	-	-	-	-	-	-
07203						
Polling	-	-	-	-	-	-
Absentee	-	-	-	-	-	-
Early Vote	-	-	-	-	-	-
Provisional	-	-	-	-	-	-
Total	-	-	-	-	-	-
07207						
Polling	-	-	-	-	-	-
Absentee	-	-	-	-	-	-
Early Vote	-	-	-	-	-	-
Provisional	-	-	-	-	-	-

RETRIEVED FROM DEMOCRACYDOCKET.COM

Statement of Votes Cast
Shelby County, TN
State and Federal General Election _Municipal Elections
November 6, 2018
SOVC For Jurisdiction Wide, All Counters, All Races
Official Combined Results

	LAKELAND SCHOOL BOARD								
	Reg. Voters	Times Counted	Total Votes	Zachary Coleman		Kevin Floyd		Laura Harrison	
Total	-	-	-	-	-	-	-	-	-
07301									
Polling	-	-	-	-	-	-	-	-	-
Absentee	-	-	-	-	-	-	-	-	-
Early Vote	-	-	-	-	-	-	-	-	-
Provisional	-	-	-	-	-	-	-	-	-
Total	-	-	-	-	-	-	-	-	-
07303									
Polling	-	-	-	-	-	-	-	-	-
Absentee	-	-	-	-	-	-	-	-	-
Early Vote	-	-	-	-	-	-	-	-	-
Provisional	-	-	-	-	-	-	-	-	-
Total	-	-	-	-	-	-	-	-	-
07401									
Polling	-	-	-	-	-	-	-	-	-
Absentee	-	-	-	-	-	-	-	-	-
Early Vote	-	-	-	-	-	-	-	-	-
Provisional	-	-	-	-	-	-	-	-	-
Total	-	-	-	-	-	-	-	-	-
07402									
Polling	-	-	-	-	-	-	-	-	-
Absentee	-	-	-	-	-	-	-	-	-
Early Vote	-	-	-	-	-	-	-	-	-
Provisional	-	-	-	-	-	-	-	-	-
Total	-	-	-	-	-	-	-	-	-
07405									
Polling	-	-	-	-	-	-	-	-	-
Absentee	-	-	-	-	-	-	-	-	-
Early Vote	-	-	-	-	-	-	-	-	-
Provisional	-	-	-	-	-	-	-	-	-
Total	-	-	-	-	-	-	-	-	-
07409									
Polling	-	-	-	-	-	-	-	-	-
Absentee	-	-	-	-	-	-	-	-	-
Early Vote	-	-	-	-	-	-	-	-	-
Provisional	-	-	-	-	-	-	-	-	-
Total	-	-	-	-	-	-	-	-	-
07501									
Polling	-	-	-	-	-	-	-	-	-
Absentee	-	-	-	-	-	-	-	-	-
Early Vote	-	-	-	-	-	-	-	-	-
Provisional	-	-	-	-	-	-	-	-	-
Total	-	-	-	-	-	-	-	-	-
07506									
Polling	-	-	-	-	-	-	-	-	-
Absentee	-	-	-	-	-	-	-	-	-
Early Vote	-	-	-	-	-	-	-	-	-
Provisional	-	-	-	-	-	-	-	-	-
Total	-	-	-	-	-	-	-	-	-
07507									
Polling	-	-	-	-	-	-	-	-	-
Absentee	-	-	-	-	-	-	-	-	-
Early Vote	-	-	-	-	-	-	-	-	-
Provisional	-	-	-	-	-	-	-	-	-
Total	-	-	-	-	-	-	-	-	-
07511									
Polling	-	-	-	-	-	-	-	-	-
Absentee	-	-	-	-	-	-	-	-	-

RETRIEVED FROM DEMOCRACYDOCKET.COM

Statement of Votes Cast
Shelby County, TN
State and Federal General Election _Municipal Elections
November 6, 2018
SOVC For Jurisdiction Wide, All Counters, All Races
Official Combined Results

	LAKELAND SCHOOL BOARD								
	Reg. Voters	Times Counted	Total Votes	Zachary Coleman		Kevin Floyd		Laura Harrison	
Early Vote	-	-	-	-	-	-	-	-	-
Provisional	-	-	-	-	-	-	-	-	-
Total	-	-	-	-	-	-	-	-	-
07604									
Polling	-	-	-	-	-	-	-	-	-
Absentee	-	-	-	-	-	-	-	-	-
Early Vote	-	-	-	-	-	-	-	-	-
Provisional	-	-	-	-	-	-	-	-	-
Total	-	-	-	-	-	-	-	-	-
07605									
Polling	-	-	-	-	-	-	-	-	-
Absentee	-	-	-	-	-	-	-	-	-
Early Vote	-	-	-	-	-	-	-	-	-
Provisional	-	-	-	-	-	-	-	-	-
Total	-	-	-	-	-	-	-	-	-
07606									
Polling	-	-	-	-	-	-	-	-	-
Absentee	-	-	-	-	-	-	-	-	-
Early Vote	-	-	-	-	-	-	-	-	-
Provisional	-	-	-	-	-	-	-	-	-
Total	-	-	-	-	-	-	-	-	-
07701									
Polling	-	-	-	-	-	-	-	-	-
Absentee	-	-	-	-	-	-	-	-	-
Early Vote	-	-	-	-	-	-	-	-	-
Provisional	-	-	-	-	-	-	-	-	-
Total	-	-	-	-	-	-	-	-	-
07703									
Polling	-	-	-	-	-	-	-	-	-
Absentee	-	-	-	-	-	-	-	-	-
Early Vote	-	-	-	-	-	-	-	-	-
Provisional	-	-	-	-	-	-	-	-	-
Total	-	-	-	-	-	-	-	-	-
07803									
Polling	-	-	-	-	-	-	-	-	-
Absentee	-	-	-	-	-	-	-	-	-
Early Vote	-	-	-	-	-	-	-	-	-
Provisional	-	-	-	-	-	-	-	-	-
Total	-	-	-	-	-	-	-	-	-
07901									
Polling	-	-	-	-	-	-	-	-	-
Absentee	-	-	-	-	-	-	-	-	-
Early Vote	-	-	-	-	-	-	-	-	-
Provisional	-	-	-	-	-	-	-	-	-
Total	-	-	-	-	-	-	-	-	-
07902									
Polling	-	-	-	-	-	-	-	-	-
Absentee	-	-	-	-	-	-	-	-	-
Early Vote	-	-	-	-	-	-	-	-	-
Provisional	-	-	-	-	-	-	-	-	-
Total	-	-	-	-	-	-	-	-	-
07903									
Polling	-	-	-	-	-	-	-	-	-
Absentee	-	-	-	-	-	-	-	-	-
Early Vote	-	-	-	-	-	-	-	-	-
Provisional	-	-	-	-	-	-	-	-	-
Total	-	-	-	-	-	-	-	-	-
07907									

RETRIEVED FROM DEMOCRACYDOCKET.COM

Statement of Votes Cast
Shelby County, TN
State and Federal General Election _Municipal Elections
November 6, 2018
SOVC For Jurisdiction Wide, All Counters, All Races
Official Combined Results

	LAKELAND SCHOOL BOARD					
	Reg. Voters	Times Counted	Total Votes	Zachary Coleman	Kevin Floyd	Laura Harrison
Polling	-	-	-	-	-	-
Absentee	-	-	-	-	-	-
Early Vote	-	-	-	-	-	-
Provisional	-	-	-	-	-	-
Total	-	-	-	-	-	-
08002						
Polling	-	-	-	-	-	-
Absentee	-	-	-	-	-	-
Early Vote	-	-	-	-	-	-
Provisional	-	-	-	-	-	-
Total	-	-	-	-	-	-
08101						
Polling	-	-	-	-	-	-
Absentee	-	-	-	-	-	-
Early Vote	-	-	-	-	-	-
Provisional	-	-	-	-	-	-
Total	-	-	-	-	-	-
08103						
Polling	-	-	-	-	-	-
Absentee	-	-	-	-	-	-
Early Vote	-	-	-	-	-	-
Provisional	-	-	-	-	-	-
Total	-	-	-	-	-	-
08105						
Polling	-	-	-	-	-	-
Absentee	-	-	-	-	-	-
Early Vote	-	-	-	-	-	-
Provisional	-	-	-	-	-	-
Total	-	-	-	-	-	-
08107						
Polling	-	-	-	-	-	-
Absentee	-	-	-	-	-	-
Early Vote	-	-	-	-	-	-
Provisional	-	-	-	-	-	-
Total	-	-	-	-	-	-
08202						
Polling	-	-	-	-	-	-
Absentee	-	-	-	-	-	-
Early Vote	-	-	-	-	-	-
Provisional	-	-	-	-	-	-
Total	-	-	-	-	-	-
08300						
Polling	-	-	-	-	-	-
Absentee	-	-	-	-	-	-
Early Vote	-	-	-	-	-	-
Provisional	-	-	-	-	-	-
Total	-	-	-	-	-	-
08402						
Polling	-	-	-	-	-	-
Absentee	-	-	-	-	-	-
Early Vote	-	-	-	-	-	-
Provisional	-	-	-	-	-	-
Total	-	-	-	-	-	-
08600						
Polling	-	-	-	-	-	-
Absentee	-	-	-	-	-	-
Early Vote	-	-	-	-	-	-
Provisional	-	-	-	-	-	-

RETRIEVED FROM DEMOCRACYDOCKET.COM

Statement of Votes Cast
Shelby County, TN
State and Federal General Election _Municipal Elections
November 6, 2018
SOVC For Jurisdiction Wide, All Counters, All Races
Official Combined Results

	LAKELAND SCHOOL BOARD					
	Reg. Voters	Times Counted	Total Votes	Zachary Coleman	Kevin Floyd	Laura Harrison
Total	-	-	-	-	-	-
08702						
Polling	-	-	-	-	-	-
Absentee	-	-	-	-	-	-
Early Vote	-	-	-	-	-	-
Provisional	-	-	-	-	-	-
Total	-	-	-	-	-	-
08703						
Polling	-	-	-	-	-	-
Absentee	-	-	-	-	-	-
Early Vote	-	-	-	-	-	-
Provisional	-	-	-	-	-	-
Total	-	-	-	-	-	-
08704						
Polling	-	-	-	-	-	-
Absentee	-	-	-	-	-	-
Early Vote	-	-	-	-	-	-
Provisional	-	-	-	-	-	-
Total	-	-	-	-	-	-
08802						
Polling	-	-	-	-	-	-
Absentee	-	-	-	-	-	-
Early Vote	-	-	-	-	-	-
Provisional	-	-	-	-	-	-
Total	-	-	-	-	-	-
08803						
Polling	-	-	-	-	-	-
Absentee	-	-	-	-	-	-
Early Vote	-	-	-	-	-	-
Provisional	-	-	-	-	-	-
Total	-	-	-	-	-	-
08804						
Polling	-	-	-	-	-	-
Absentee	-	-	-	-	-	-
Early Vote	-	-	-	-	-	-
Provisional	-	-	-	-	-	-
Total	-	-	-	-	-	-
08901						
Polling	-	-	-	-	-	-
Absentee	-	-	-	-	-	-
Early Vote	-	-	-	-	-	-
Provisional	-	-	-	-	-	-
Total	-	-	-	-	-	-
08902						
Polling	-	-	-	-	-	-
Absentee	-	-	-	-	-	-
Early Vote	-	-	-	-	-	-
Provisional	-	-	-	-	-	-
Total	-	-	-	-	-	-
09002						
Polling	-	-	-	-	-	-
Absentee	-	-	-	-	-	-
Early Vote	-	-	-	-	-	-
Provisional	-	-	-	-	-	-
Total	-	-	-	-	-	-
09003						
Polling	-	-	-	-	-	-
Absentee	-	-	-	-	-	-

RETRIEVED FROM DEMOCRACYDOCKET.COM

Statement of Votes Cast
Shelby County, TN
State and Federal General Election _Municipal Elections
November 6, 2018
SOVC For Jurisdiction Wide, All Counters, All Races
Official Combined Results

	LAKELAND SCHOOL BOARD					
	Reg. Voters	Times Counted	Total Votes	Zachary Coleman	Kevin Floyd	Laura Harrison
Early Vote	-	-	-	-	-	-
Provisional	-	-	-	-	-	-
Total	-	-	-	-	-	-
09101						
Polling	-	-	-	-	-	-
Absentee	-	-	-	-	-	-
Early Vote	-	-	-	-	-	-
Provisional	-	-	-	-	-	-
Total	-	-	-	-	-	-
09102						
Polling	-	-	-	-	-	-
Absentee	-	-	-	-	-	-
Early Vote	-	-	-	-	-	-
Provisional	-	-	-	-	-	-
Total	-	-	-	-	-	-
09104						
Polling	-	-	-	-	-	-
Absentee	-	-	-	-	-	-
Early Vote	-	-	-	-	-	-
Provisional	-	-	-	-	-	-
Total	-	-	-	-	-	-
09201						
Polling	-	-	-	-	-	-
Absentee	-	-	-	-	-	-
Early Vote	-	-	-	-	-	-
Provisional	-	-	-	-	-	-
Total	-	-	-	-	-	-
09301						
Polling	-	-	-	-	-	-
Absentee	-	-	-	-	-	-
Early Vote	-	-	-	-	-	-
Provisional	-	-	-	-	-	-
Total	-	-	-	-	-	-
09303						
Polling	-	-	-	-	-	-
Absentee	-	-	-	-	-	-
Early Vote	-	-	-	-	-	-
Provisional	-	-	-	-	-	-
Total	-	-	-	-	-	-
09403						
Polling	-	-	-	-	-	-
Absentee	-	-	-	-	-	-
Early Vote	-	-	-	-	-	-
Provisional	-	-	-	-	-	-
Total	-	-	-	-	-	-
09406						
Polling	-	-	-	-	-	-
Absentee	-	-	-	-	-	-
Early Vote	-	-	-	-	-	-
Provisional	-	-	-	-	-	-
Total	-	-	-	-	-	-
09407						
Polling	-	-	-	-	-	-
Absentee	-	-	-	-	-	-
Early Vote	-	-	-	-	-	-
Provisional	-	-	-	-	-	-
Total	-	-	-	-	-	-
09408						

RETRIEVED FROM DEMOCRACYDOCKET.COM

Statement of Votes Cast
Shelby County, TN
State and Federal General Election _Municipal Elections
November 6, 2018
SOVC For Jurisdiction Wide, All Counters, All Races
Official Combined Results

	LAKELAND SCHOOL BOARD								
	Reg. Voters	Times Counted	Total Votes	Zachary Coleman		Kevin Floyd		Laura Harrison	
Polling	-	-	-	-	-	-	-	-	-
Absentee	-	-	-	-	-	-	-	-	-
Early Vote	-	-	-	-	-	-	-	-	-
Provisional	-	-	-	-	-	-	-	-	-
Total	-	-	-	-	-	-	-	-	-
09501									
Polling	-	-	-	-	-	-	-	-	-
Absentee	-	-	-	-	-	-	-	-	-
Early Vote	-	-	-	-	-	-	-	-	-
Provisional	-	-	-	-	-	-	-	-	-
Total	-	-	-	-	-	-	-	-	-
09505									
Polling	-	-	-	-	-	-	-	-	-
Absentee	-	-	-	-	-	-	-	-	-
Early Vote	-	-	-	-	-	-	-	-	-
Provisional	-	-	-	-	-	-	-	-	-
Total	-	-	-	-	-	-	-	-	-
09506									
Polling	-	-	-	-	-	-	-	-	-
Absentee	-	-	-	-	-	-	-	-	-
Early Vote	-	-	-	-	-	-	-	-	-
Provisional	-	-	-	-	-	-	-	-	-
Total	-	-	-	-	-	-	-	-	-
09507									
Polling	-	-	-	-	-	-	-	-	-
Absentee	-	-	-	-	-	-	-	-	-
Early Vote	-	-	-	-	-	-	-	-	-
Provisional	-	-	-	-	-	-	-	-	-
Total	-	-	-	-	-	-	-	-	-
09508									
Polling	-	-	-	-	-	-	-	-	-
Absentee	-	-	-	-	-	-	-	-	-
Early Vote	-	-	-	-	-	-	-	-	-
Provisional	-	-	-	-	-	-	-	-	-
Total	-	-	-	-	-	-	-	-	-
09601									
Polling	-	-	-	-	-	-	-	-	-
Absentee	-	-	-	-	-	-	-	-	-
Early Vote	-	-	-	-	-	-	-	-	-
Provisional	-	-	-	-	-	-	-	-	-
Total	-	-	-	-	-	-	-	-	-
09602									
Polling	-	-	-	-	-	-	-	-	-
Absentee	-	-	-	-	-	-	-	-	-
Early Vote	-	-	-	-	-	-	-	-	-
Provisional	-	-	-	-	-	-	-	-	-
Total	-	-	-	-	-	-	-	-	-
ARL01									
Polling	-	-	-	-	-	-	-	-	-
Absentee	-	-	-	-	-	-	-	-	-
Early Vote	-	-	-	-	-	-	-	-	-
Provisional	-	-	-	-	-	-	-	-	-
Total	-	-	-	-	-	-	-	-	-
ARL02									
Polling	118	20	38	12	31.58%	11	28.95%	10	26.32%
Absentee	118	3	6	1	16.67%	2	33.33%	1	16.67%
Early Vote	118	57	118	31	26.27%	26	22.03%	23	19.49%
Provisional	118	0	0	0	-	0	-	0	-

RETRIEVED FROM DEMOCRACYDOCKET.COM

Statement of Votes Cast
Shelby County, TN
State and Federal General Election _Municipal Elections
November 6, 2018
SOVC For Jurisdiction Wide, All Counters, All Races
Official Combined Results

	LAKELAND SCHOOL BOARD								
	Reg. Voters	Times Counted	Total Votes	Zachary Coleman		Kevin Floyd		Laura Harrison	
Total	118	80	162	44	27.16%	39	24.07%	34	20.99%
BAR03									
Polling	-	-	-	-	-	-	-	-	-
Absentee	-	-	-	-	-	-	-	-	-
Early Vote	-	-	-	-	-	-	-	-	-
Provisional	-	-	-	-	-	-	-	-	-
Total	-	-	-	-	-	-	-	-	-
BAR04									
Polling	-	-	-	-	-	-	-	-	-
Absentee	-	-	-	-	-	-	-	-	-
Early Vote	-	-	-	-	-	-	-	-	-
Provisional	-	-	-	-	-	-	-	-	-
Total	-	-	-	-	-	-	-	-	-
BAR05									
Polling	-	-	-	-	-	-	-	-	-
Absentee	-	-	-	-	-	-	-	-	-
Early Vote	-	-	-	-	-	-	-	-	-
Provisional	-	-	-	-	-	-	-	-	-
Total	-	-	-	-	-	-	-	-	-
BAR06									
Polling	-	-	-	-	-	-	-	-	-
Absentee	-	-	-	-	-	-	-	-	-
Early Vote	-	-	-	-	-	-	-	-	-
Provisional	-	-	-	-	-	-	-	-	-
Total	-	-	-	-	-	-	-	-	-
BAR08									
Polling	-	-	-	-	-	-	-	-	-
Absentee	-	-	-	-	-	-	-	-	-
Early Vote	-	-	-	-	-	-	-	-	-
Provisional	-	-	-	-	-	-	-	-	-
Total	-	-	-	-	-	-	-	-	-
BAR09									
Polling	-	-	-	-	-	-	-	-	-
Absentee	-	-	-	-	-	-	-	-	-
Early Vote	-	-	-	-	-	-	-	-	-
Provisional	-	-	-	-	-	-	-	-	-
Total	-	-	-	-	-	-	-	-	-
BAR11									
Polling	-	-	-	-	-	-	-	-	-
Absentee	-	-	-	-	-	-	-	-	-
Early Vote	-	-	-	-	-	-	-	-	-
Provisional	-	-	-	-	-	-	-	-	-
Total	-	-	-	-	-	-	-	-	-
BAR13									
Polling	-	-	-	-	-	-	-	-	-
Absentee	-	-	-	-	-	-	-	-	-
Early Vote	-	-	-	-	-	-	-	-	-
Provisional	-	-	-	-	-	-	-	-	-
Total	-	-	-	-	-	-	-	-	-
BRU01									
Polling	-	-	-	-	-	-	-	-	-
Absentee	-	-	-	-	-	-	-	-	-
Early Vote	-	-	-	-	-	-	-	-	-
Provisional	-	-	-	-	-	-	-	-	-
Total	-	-	-	-	-	-	-	-	-
BRU02									
Polling	-	-	-	-	-	-	-	-	-
Absentee	-	-	-	-	-	-	-	-	-

RETRIEVED FROM DEMOCRACYDOCKET.COM

Statement of Votes Cast
Shelby County, TN
State and Federal General Election _Municipal Elections
November 6, 2018
SOVC For Jurisdiction Wide, All Counters, All Races
Official Combined Results

	LAKELAND SCHOOL BOARD								
	Reg. Voters	Times Counted	Total Votes	Zachary Coleman		Kevin Floyd		Laura Harrison	
Early Vote	-	-	-	-	-	-	-	-	-
Provisional	-	-	-	-	-	-	-	-	-
Total	-	-	-	-	-	-	-	-	-
COL01									
Polling	-	-	-	-	-	-	-	-	-
Absentee	-	-	-	-	-	-	-	-	-
Early Vote	-	-	-	-	-	-	-	-	-
Provisional	-	-	-	-	-	-	-	-	-
Total	-	-	-	-	-	-	-	-	-
COL02									
Polling	-	-	-	-	-	-	-	-	-
Absentee	-	-	-	-	-	-	-	-	-
Early Vote	-	-	-	-	-	-	-	-	-
Provisional	-	-	-	-	-	-	-	-	-
Total	-	-	-	-	-	-	-	-	-
COL03									
Polling	-	-	-	-	-	-	-	-	-
Absentee	-	-	-	-	-	-	-	-	-
Early Vote	-	-	-	-	-	-	-	-	-
Provisional	-	-	-	-	-	-	-	-	-
Total	-	-	-	-	-	-	-	-	-
COL04									
Polling	-	-	-	-	-	-	-	-	-
Absentee	-	-	-	-	-	-	-	-	-
Early Vote	-	-	-	-	-	-	-	-	-
Provisional	-	-	-	-	-	-	-	-	-
Total	-	-	-	-	-	-	-	-	-
COL05									
Polling	-	-	-	-	-	-	-	-	-
Absentee	-	-	-	-	-	-	-	-	-
Early Vote	-	-	-	-	-	-	-	-	-
Provisional	-	-	-	-	-	-	-	-	-
Total	-	-	-	-	-	-	-	-	-
COL06									
Polling	-	-	-	-	-	-	-	-	-
Absentee	-	-	-	-	-	-	-	-	-
Early Vote	-	-	-	-	-	-	-	-	-
Provisional	-	-	-	-	-	-	-	-	-
Total	-	-	-	-	-	-	-	-	-
COL07									
Polling	-	-	-	-	-	-	-	-	-
Absentee	-	-	-	-	-	-	-	-	-
Early Vote	-	-	-	-	-	-	-	-	-
Provisional	-	-	-	-	-	-	-	-	-
Total	-	-	-	-	-	-	-	-	-
COL08									
Polling	-	-	-	-	-	-	-	-	-
Absentee	-	-	-	-	-	-	-	-	-
Early Vote	-	-	-	-	-	-	-	-	-
Provisional	-	-	-	-	-	-	-	-	-
Total	-	-	-	-	-	-	-	-	-
COL09									
Polling	-	-	-	-	-	-	-	-	-
Absentee	-	-	-	-	-	-	-	-	-
Early Vote	-	-	-	-	-	-	-	-	-
Provisional	-	-	-	-	-	-	-	-	-
Total	-	-	-	-	-	-	-	-	-
COR03									

RETRIEVED FROM DEMOCRACYDOCKET.COM

Statement of Votes Cast
Shelby County, TN
State and Federal General Election _Municipal Elections
November 6, 2018
SOVC For Jurisdiction Wide, All Counters, All Races
Official Combined Results

	LAKELAND SCHOOL BOARD								
	Reg. Voters	Times Counted	Total Votes	Zachary Coleman		Kevin Floyd		Laura Harrison	
Polling	-	-	-	-	-	-	-	-	-
Absentee	-	-	-	-	-	-	-	-	-
Early Vote	-	-	-	-	-	-	-	-	-
Provisional	-	-	-	-	-	-	-	-	-
Total	-	-	-	-	-	-	-	-	-
COR04									
Polling	-	-	-	-	-	-	-	-	-
Absentee	-	-	-	-	-	-	-	-	-
Early Vote	-	-	-	-	-	-	-	-	-
Provisional	-	-	-	-	-	-	-	-	-
Total	-	-	-	-	-	-	-	-	-
COR05									
Polling	-	-	-	-	-	-	-	-	-
Absentee	-	-	-	-	-	-	-	-	-
Early Vote	-	-	-	-	-	-	-	-	-
Provisional	-	-	-	-	-	-	-	-	-
Total	-	-	-	-	-	-	-	-	-
EAD00									
Polling	-	-	-	-	-	-	-	-	-
Absentee	-	-	-	-	-	-	-	-	-
Early Vote	-	-	-	-	-	-	-	-	-
Provisional	-	-	-	-	-	-	-	-	-
Total	-	-	-	-	-	-	-	-	-
FOR01									
Polling	-	-	-	-	-	-	-	-	-
Absentee	-	-	-	-	-	-	-	-	-
Early Vote	-	-	-	-	-	-	-	-	-
Provisional	-	-	-	-	-	-	-	-	-
Total	-	-	-	-	-	-	-	-	-
FOR02									
Polling	-	-	-	-	-	-	-	-	-
Absentee	-	-	-	-	-	-	-	-	-
Early Vote	-	-	-	-	-	-	-	-	-
Provisional	-	-	-	-	-	-	-	-	-
Total	-	-	-	-	-	-	-	-	-
FOR03									
Polling	-	-	-	-	-	-	-	-	-
Absentee	-	-	-	-	-	-	-	-	-
Early Vote	-	-	-	-	-	-	-	-	-
Provisional	-	-	-	-	-	-	-	-	-
Total	-	-	-	-	-	-	-	-	-
GER02									
Polling	-	-	-	-	-	-	-	-	-
Absentee	-	-	-	-	-	-	-	-	-
Early Vote	-	-	-	-	-	-	-	-	-
Provisional	-	-	-	-	-	-	-	-	-
Total	-	-	-	-	-	-	-	-	-
GER03									
Polling	-	-	-	-	-	-	-	-	-
Absentee	-	-	-	-	-	-	-	-	-
Early Vote	-	-	-	-	-	-	-	-	-
Provisional	-	-	-	-	-	-	-	-	-
Total	-	-	-	-	-	-	-	-	-
GER04									
Polling	-	-	-	-	-	-	-	-	-
Absentee	-	-	-	-	-	-	-	-	-
Early Vote	-	-	-	-	-	-	-	-	-
Provisional	-	-	-	-	-	-	-	-	-

RETRIEVED FROM DEMOCRACYDOCKET.COM

Statement of Votes Cast
Shelby County, TN
State and Federal General Election _Municipal Elections
November 6, 2018
SOVC For Jurisdiction Wide, All Counters, All Races
Official Combined Results

	LAKELAND SCHOOL BOARD								
	Reg. Voters	Times Counted	Total Votes	Zachary Coleman		Kevin Floyd		Laura Harrison	
Total	-	-	-	-	-	-	-	-	-
GER05									
Polling	-	-	-	-	-	-	-	-	-
Absentee	-	-	-	-	-	-	-	-	-
Early Vote	-	-	-	-	-	-	-	-	-
Provisional	-	-	-	-	-	-	-	-	-
Total	-	-	-	-	-	-	-	-	-
GER06									
Polling	-	-	-	-	-	-	-	-	-
Absentee	-	-	-	-	-	-	-	-	-
Early Vote	-	-	-	-	-	-	-	-	-
Provisional	-	-	-	-	-	-	-	-	-
Total	-	-	-	-	-	-	-	-	-
GER08									
Polling	-	-	-	-	-	-	-	-	-
Absentee	-	-	-	-	-	-	-	-	-
Early Vote	-	-	-	-	-	-	-	-	-
Provisional	-	-	-	-	-	-	-	-	-
Total	-	-	-	-	-	-	-	-	-
GER10									
Polling	-	-	-	-	-	-	-	-	-
Absentee	-	-	-	-	-	-	-	-	-
Early Vote	-	-	-	-	-	-	-	-	-
Provisional	-	-	-	-	-	-	-	-	-
Total	-	-	-	-	-	-	-	-	-
GER11									
Polling	-	-	-	-	-	-	-	-	-
Absentee	-	-	-	-	-	-	-	-	-
Early Vote	-	-	-	-	-	-	-	-	-
Provisional	-	-	-	-	-	-	-	-	-
Total	-	-	-	-	-	-	-	-	-
GER12									
Polling	-	-	-	-	-	-	-	-	-
Absentee	-	-	-	-	-	-	-	-	-
Early Vote	-	-	-	-	-	-	-	-	-
Provisional	-	-	-	-	-	-	-	-	-
Total	-	-	-	-	-	-	-	-	-
LAK01									
Polling	6222	870	1829	370	20.23%	485	26.52%	532	29.09%
Absentee	6222	35	72	7	9.72%	22	30.56%	21	29.17%
Early Vote	6222	3167	7118	1119	15.72%	1951	27.41%	2077	29.18%
Provisional	6222	17	44	9	20.45%	13	29.55%	13	29.55%
Total	6222	4089	9063	1505	16.61%	2471	27.26%	2643	29.16%
LAK02									
Polling	2654	568	1200	259	21.58%	294	24.50%	342	28.50%
Absentee	2654	17	46	7	15.22%	12	26.09%	11	23.91%
Early Vote	2654	846	1826	355	19.44%	462	25.30%	516	28.26%
Provisional	2654	2	6	2	33.33%	2	33.33%	1	16.67%
Total	2654	1433	3078	623	20.24%	770	25.02%	870	28.27%
LUC01									
Polling	-	-	-	-	-	-	-	-	-
Absentee	-	-	-	-	-	-	-	-	-
Early Vote	-	-	-	-	-	-	-	-	-
Provisional	-	-	-	-	-	-	-	-	-
Total	-	-	-	-	-	-	-	-	-
LUC03									
Polling	-	-	-	-	-	-	-	-	-
Absentee	-	-	-	-	-	-	-	-	-

RETRIEVED FROM DEMOCRACYDOCKET.COM

Statement of Votes Cast
Shelby County, TN
State and Federal General Election _Municipal Elections
November 6, 2018
SOVC For Jurisdiction Wide, All Counters, All Races
Official Combined Results

	LAKELAND SCHOOL BOARD								
	Reg. Voters	Times Counted	Total Votes	Zachary Coleman		Kevin Floyd		Laura Harrison	
Early Vote	-	-	-	-	-	-	-	-	-
Provisional	-	-	-	-	-	-	-	-	-
Total	-	-	-	-	-	-	-	-	-
MCC00									
Polling	-	-	-	-	-	-	-	-	-
Absentee	-	-	-	-	-	-	-	-	-
Early Vote	-	-	-	-	-	-	-	-	-
Provisional	-	-	-	-	-	-	-	-	-
Total	-	-	-	-	-	-	-	-	-
MIL01									
Polling	-	-	-	-	-	-	-	-	-
Absentee	-	-	-	-	-	-	-	-	-
Early Vote	-	-	-	-	-	-	-	-	-
Provisional	-	-	-	-	-	-	-	-	-
Total	-	-	-	-	-	-	-	-	-
MIL02									
Polling	-	-	-	-	-	-	-	-	-
Absentee	-	-	-	-	-	-	-	-	-
Early Vote	-	-	-	-	-	-	-	-	-
Provisional	-	-	-	-	-	-	-	-	-
Total	-	-	-	-	-	-	-	-	-
MOR01									
Polling	-	-	-	-	-	-	-	-	-
Absentee	-	-	-	-	-	-	-	-	-
Early Vote	-	-	-	-	-	-	-	-	-
Provisional	-	-	-	-	-	-	-	-	-
Total	-	-	-	-	-	-	-	-	-
MOR02									
Polling	-	-	-	-	-	-	-	-	-
Absentee	-	-	-	-	-	-	-	-	-
Early Vote	-	-	-	-	-	-	-	-	-
Provisional	-	-	-	-	-	-	-	-	-
Total	-	-	-	-	-	-	-	-	-
ROS05									
Polling	-	-	-	-	-	-	-	-	-
Absentee	-	-	-	-	-	-	-	-	-
Early Vote	-	-	-	-	-	-	-	-	-
Provisional	-	-	-	-	-	-	-	-	-
Total	-	-	-	-	-	-	-	-	-
ROS13									
Polling	-	-	-	-	-	-	-	-	-
Absentee	-	-	-	-	-	-	-	-	-
Early Vote	-	-	-	-	-	-	-	-	-
Provisional	-	-	-	-	-	-	-	-	-
Total	-	-	-	-	-	-	-	-	-
ROS14									
Polling	-	-	-	-	-	-	-	-	-
Absentee	-	-	-	-	-	-	-	-	-
Early Vote	-	-	-	-	-	-	-	-	-
Provisional	-	-	-	-	-	-	-	-	-
Total	-	-	-	-	-	-	-	-	-
ROS15									
Polling	-	-	-	-	-	-	-	-	-
Absentee	-	-	-	-	-	-	-	-	-
Early Vote	-	-	-	-	-	-	-	-	-
Provisional	-	-	-	-	-	-	-	-	-
Total	-	-	-	-	-	-	-	-	-
ROS16									

RETRIEVED FROM DEMOCRACYDOCKET.COM

Statement of Votes Cast
Shelby County, TN
State and Federal General Election _Municipal Elections
November 6, 2018
SOVC For Jurisdiction Wide, All Counters, All Races
Official Combined Results

	LAKELAND SCHOOL BOARD								
	Reg. Voters	Times Counted	Total Votes	Zachary Coleman		Kevin Floyd		Laura Harrison	
Polling	-	-	-	-	-	-	-	-	-
Absentee	-	-	-	-	-	-	-	-	-
Early Vote	-	-	-	-	-	-	-	-	-
Provisional	-	-	-	-	-	-	-	-	-
Total	-	-	-	-	-	-	-	-	-
STE00									
Polling	523	76	158	47	29.75%	38	24.05%	46	29.11%
Absentee	523	5	9	1	11.11%	2	22.22%	3	33.33%
Early Vote	523	280	519	135	26.01%	121	23.31%	133	25.63%
Provisional	523	0	0	0	-	0	-	0	-
Total	523	361	686	183	26.68%	161	23.47%	182	26.53%
Total									
Polling	9517	1534	3225	688	21.33%	828	25.67%	930	28.84%
Absentee	9517	60	133	16	12.03%	38	28.57%	36	27.07%
Early Vote	9517	4350	9581	1640	17.12%	2560	26.72%	2749	28.69%
Provisional	9517	19	50	11	22.00%	15	30.00%	14	28.00%
Total	9517	5963	12989	2355	18.13%	3441	26.49%	3729	28.71%

RETRIEVED FROM DEMOCRACYDOCKET.COM

Statement of Votes Cast
Shelby County, TN
State and Federal General Election _Municipal Elections
November 6, 2018
SOVC For Jurisdiction Wide, All Counters, All Races
Official Combined Results

	LAKELAND SCHOOL BOARD			
	Deborah Thomas		Write-In Votes	
Jurisdiction Wide				
00100				
Polling	-	-	-	-
Absentee	-	-	-	-
Early Vote	-	-	-	-
Provisional	-	-	-	-
Total	-	-	-	-
00200				
Polling	-	-	-	-
Absentee	-	-	-	-
Early Vote	-	-	-	-
Provisional	-	-	-	-
Total	-	-	-	-
01100				
Polling	-	-	-	-
Absentee	-	-	-	-
Early Vote	-	-	-	-
Provisional	-	-	-	-
Total	-	-	-	-
01200				
Polling	-	-	-	-
Absentee	-	-	-	-
Early Vote	-	-	-	-
Provisional	-	-	-	-
Total	-	-	-	-
01300				
Polling	-	-	-	-
Absentee	-	-	-	-
Early Vote	-	-	-	-
Provisional	-	-	-	-
Total	-	-	-	-
01601				
Polling	-	-	-	-
Absentee	-	-	-	-
Early Vote	-	-	-	-
Provisional	-	-	-	-
Total	-	-	-	-
01603				
Polling	-	-	-	-
Absentee	-	-	-	-
Early Vote	-	-	-	-
Provisional	-	-	-	-
Total	-	-	-	-
01700				
Polling	-	-	-	-
Absentee	-	-	-	-
Early Vote	-	-	-	-
Provisional	-	-	-	-
Total	-	-	-	-
02001				
Polling	-	-	-	-
Absentee	-	-	-	-
Early Vote	-	-	-	-
Provisional	-	-	-	-
Total	-	-	-	-
02003				
Polling	-	-	-	-
Absentee	-	-	-	-

RETRIEVED FROM DEMOCRACYDOCKET.COM

	LAKELAND SCHOOL BOARD			
	Deborah Thomas		Write-In Votes	
Early Vote	-	-	-	-
Provisional	-	-	-	-
Total	-	-	-	-
02100				
Polling	-	-	-	-
Absentee	-	-	-	-
Early Vote	-	-	-	-
Provisional	-	-	-	-
Total	-	-	-	-
02600				
Polling	-	-	-	-
Absentee	-	-	-	-
Early Vote	-	-	-	-
Provisional	-	-	-	-
Total	-	-	-	-
02800				
Polling	-	-	-	-
Absentee	-	-	-	-
Early Vote	-	-	-	-
Provisional	-	-	-	-
Total	-	-	-	-
03102				
Polling	-	-	-	-
Absentee	-	-	-	-
Early Vote	-	-	-	-
Provisional	-	-	-	-
Total	-	-	-	-
03104				
Polling	-	-	-	-
Absentee	-	-	-	-
Early Vote	-	-	-	-
Provisional	-	-	-	-
Total	-	-	-	-
03300				
Polling	-	-	-	-
Absentee	-	-	-	-
Early Vote	-	-	-	-
Provisional	-	-	-	-
Total	-	-	-	-
03402				
Polling	-	-	-	-
Absentee	-	-	-	-
Early Vote	-	-	-	-
Provisional	-	-	-	-
Total	-	-	-	-
03601				
Polling	-	-	-	-
Absentee	-	-	-	-
Early Vote	-	-	-	-
Provisional	-	-	-	-
Total	-	-	-	-
03602				
Polling	-	-	-	-
Absentee	-	-	-	-
Early Vote	-	-	-	-
Provisional	-	-	-	-
Total	-	-	-	-
03700				

RETRIEVED FROM DEMOCRACYDOCKET.COM

Statement of Votes Cast
Shelby County, TN
State and Federal General Election _Municipal Elections
November 6, 2018
SOVC For Jurisdiction Wide, All Counters, All Races
Official Combined Results

	LAKELAND SCHOOL BOARD			
	Deborah Thomas		Write-In Votes	
Polling	-	-	-	-
Absentee	-	-	-	-
Early Vote	-	-	-	-
Provisional	-	-	-	-
Total	-	-	-	-
04103				
Polling	-	-	-	-
Absentee	-	-	-	-
Early Vote	-	-	-	-
Provisional	-	-	-	-
Total	-	-	-	-
04201				
Polling	-	-	-	-
Absentee	-	-	-	-
Early Vote	-	-	-	-
Provisional	-	-	-	-
Total	-	-	-	-
04401				
Polling	-	-	-	-
Absentee	-	-	-	-
Early Vote	-	-	-	-
Provisional	-	-	-	-
Total	-	-	-	-
04405				
Polling	-	-	-	-
Absentee	-	-	-	-
Early Vote	-	-	-	-
Provisional	-	-	-	-
Total	-	-		-
04502				
Polling	-	-	-	-
Absentee	-	-	-	-
Early Vote	-	-	-	-
Provisional	-	-	-	-
Total	-	-	-	-
04504				
Polling	-	-	-	-
Absentee	-	-	-	-
Early Vote	-	-	-	-
Provisional	-	-	-	-
Total	-	-	-	-
04602				
Polling	-	-	-	-
Absentee	-	-	-	-
Early Vote	-	-	-	-
Provisional	-	-	-	-
Total	-	-	-	-
04700				
Polling	-	-	-	-
Absentee	-	-	-	-
Early Vote	-	-	-	-
Provisional	-	-	-	-
Total	-	-	-	-
04900				
Polling	-	-	-	-
Absentee	-	-	-	-
Early Vote	-	-	-	-
Provisional	-	-	-	-

RETRIEVED FROM DEMOCRACYDOCKET.COM

Statement of Votes Cast
Shelby County, TN
State and Federal General Election _Municipal Elections
November 6, 2018
SOVC For Jurisdiction Wide, All Counters, All Races
Official Combined Results

	LAKELAND SCHOOL BOARD			
	Deborah Thomas		Write-In Votes	
Total	-	-	-	-
05001				
Polling	-	-	-	-
Absentee	-	-	-	-
Early Vote	-	-	-	-
Provisional	-	-	-	-
Total	-	-	-	-
05002				
Polling	-	-	-	-
Absentee	-	-	-	-
Early Vote	-	-	-	-
Provisional	-	-	-	-
Total	-	-	-	-
05201				
Polling	-	-	-	-
Absentee	-	-	-	-
Early Vote	-	-	-	-
Provisional	-	-	-	-
Total	-	-	-	-
05301				
Polling	-	-	-	-
Absentee	-	-	-	-
Early Vote	-	-	-	-
Provisional	-	-	-	-
Total	-	-	-	-
05400				
Polling	-	-	-	-
Absentee	-	-	-	-
Early Vote	-	-	-	-
Provisional	-	-	-	-
Total	-	-	-	-
05502				
Polling	-	-	-	-
Absentee	-	-	-	-
Early Vote	-	-	-	-
Provisional	-	-	-	-
Total	-	-	-	-
05700				
Polling	-	-	-	-
Absentee	-	-	-	-
Early Vote	-	-	-	-
Provisional	-	-	-	-
Total	-	-	-	-
05801				
Polling	-	-	-	-
Absentee	-	-	-	-
Early Vote	-	-	-	-
Provisional	-	-	-	-
Total	-	-	-	-
05804				
Polling	-	-	-	-
Absentee	-	-	-	-
Early Vote	-	-	-	-
Provisional	-	-	-	-
Total	-	-	-	-
05905				
Polling	-	-	-	-
Absentee	-	-	-	-

RETRIEVED FROM DEMOCRACYDOCKET.COM

	LAKELAND SCHOOL BOARD			
	Deborah Thomas		Write-In Votes	
Early Vote	-	-	-	-
Provisional	-	-	-	-
Total	-	-	-	-
06003				
Polling	-	-	-	-
Absentee	-	-	-	-
Early Vote	-	-	-	-
Provisional	-	-	-	-
Total	-	-	-	-
06005				
Polling	-	-	-	-
Absentee	-	-	-	-
Early Vote	-	-	-	-
Provisional	-	-	-	-
Total	-	-	-	-
06006				
Polling	-	-	-	-
Absentee	-	-	-	-
Early Vote	-	-	-	-
Provisional	-	-	-	-
Total	-	-	-	-
06007				
Polling	-	-	-	-
Absentee	-	-	-	-
Early Vote	-	-	-	-
Provisional	-	-	-	-
Total	-	-	-	-
06009				
Polling	-	-	-	-
Absentee	-	-	-	-
Early Vote	-	-	-	-
Provisional	-	-	-	-
Total	-	-	-	-
06100				
Polling	-	-	-	-
Absentee	-	-	-	-
Early Vote	-	-	-	-
Provisional	-	-	-	-
Total	-	-	-	-
06200				
Polling	-	-	-	-
Absentee	-	-	-	-
Early Vote	-	-	-	-
Provisional	-	-	-	-
Total	-	-	-	-
06400				
Polling	-	-	-	-
Absentee	-	-	-	-
Early Vote	-	-	-	-
Provisional	-	-	-	-
Total	-	-	-	-
06600				
Polling	-	-	-	-
Absentee	-	-	-	-
Early Vote	-	-	-	-
Provisional	-	-	-	-
Total	-	-	-	-
06701				

RETRIEVED FROM DEMOCRACYDOCKET.COM

Statement of Votes Cast
Shelby County, TN
State and Federal General Election _Municipal Elections
November 6, 2018
SOVC For Jurisdiction Wide, All Counters, All Races
Official Combined Results

	LAKELAND SCHOOL BOARD			
	Deborah Thomas		Write-In Votes	
Polling	-	-	-	-
Absentee	-	-	-	-
Early Vote	-	-	-	-
Provisional	-	-	-	-
Total	-	-	-	-
06703				
Polling	-	-	-	-
Absentee	-	-	-	-
Early Vote	-	-	-	-
Provisional	-	-	-	-
Total	-	-	-	-
06801				
Polling	-	-	-	-
Absentee	-	-	-	-
Early Vote	-	-	-	-
Provisional	-	-	-	-
Total	-	-	-	-
06803				
Polling	-	-	-	-
Absentee	-	-	-	-
Early Vote	-	-	-	-
Provisional	-	-	-	-
Total	-	-	-	-
06902				
Polling	-	-	-	-
Absentee	-	-	-	-
Early Vote	-	-	-	-
Provisional	-	-	-	-
Total	-	-		-
07001				
Polling	-	-	-	-
Absentee	-	-	-	-
Early Vote	-	-	-	-
Provisional	-	-	-	-
Total	-	-	-	-
07002				
Polling	-	-	-	-
Absentee	-	-	-	-
Early Vote	-	-	-	-
Provisional	-	-	-	-
Total	-	-	-	-
07104				
Polling	-	-	-	-
Absentee	-	-	-	-
Early Vote	-	-	-	-
Provisional	-	-	-	-
Total	-	-	-	-
07203				
Polling	-	-	-	-
Absentee	-	-	-	-
Early Vote	-	-	-	-
Provisional	-	-	-	-
Total	-	-	-	-
07207				
Polling	-	-	-	-
Absentee	-	-	-	-
Early Vote	-	-	-	-
Provisional	-	-	-	-

RETRIEVED FROM DEMOCRACYDOCKET.COM

Statement of Votes Cast
Shelby County, TN
State and Federal General Election _Municipal Elections
November 6, 2018
SOVC For Jurisdiction Wide, All Counters, All Races
Official Combined Results

	LAKELAND SCHOOL BOARD			
	Deborah Thomas		Write-In Votes	
Total	-	-	-	-
07301				
Polling	-	-	-	-
Absentee	-	-	-	-
Early Vote	-	-	-	-
Provisional	-	-	-	-
Total	-	-	-	-
07303				
Polling	-	-	-	-
Absentee	-	-	-	-
Early Vote	-	-	-	-
Provisional	-	-	-	-
Total	-	-	-	-
07401				
Polling	-	-	-	-
Absentee	-	-	-	-
Early Vote	-	-	-	-
Provisional	-	-	-	-
Total	-	-	-	-
07402				
Polling	-	-	-	-
Absentee	-	-	-	-
Early Vote	-	-	-	-
Provisional	-	-	-	-
Total	-	-	-	-
07405				
Polling	-	-	-	-
Absentee	-	-	-	-
Early Vote	-	-	-	-
Provisional	-	-	-	-
Total	-	-	-	-
07409				
Polling	-	-	-	-
Absentee	-	-	-	-
Early Vote	-	-	-	-
Provisional	-	-	-	-
Total	-	-	-	-
07501				
Polling	-	-	-	-
Absentee	-	-	-	-
Early Vote	-	-	-	-
Provisional	-	-	-	-
Total	-	-	-	-
07506				
Polling	-	-	-	-
Absentee	-	-	-	-
Early Vote	-	-	-	-
Provisional	-	-	-	-
Total	-	-	-	-
07507				
Polling	-	-	-	-
Absentee	-	-	-	-
Early Vote	-	-	-	-
Provisional	-	-	-	-
Total	-	-	-	-
07511				
Polling	-	-	-	-
Absentee	-	-	-	-

RETRIEVED FROM DEMOCRACYDOCKET.COM

	LAKELAND SCHOOL BOARD			
	Deborah Thomas		Write-In Votes	
Early Vote	-	-	-	-
Provisional	-	-	-	-
Total	-	-	-	-
07604				
Polling	-	-	-	-
Absentee	-	-	-	-
Early Vote	-	-	-	-
Provisional	-	-	-	-
Total	-	-	-	-
07605				
Polling	-	-	-	-
Absentee	-	-	-	-
Early Vote	-	-	-	-
Provisional	-	-	-	-
Total	-	-	-	-
07606				
Polling	-	-	-	-
Absentee	-	-	-	-
Early Vote	-	-	-	-
Provisional	-	-	-	-
Total	-	-	-	-
07701				
Polling	-	-	-	-
Absentee	-	-	-	-
Early Vote	-	-	-	-
Provisional	-	-	-	-
Total	-	-	-	-
07703				
Polling	-	-	-	-
Absentee	-	-	-	-
Early Vote	-	-	-	-
Provisional	-	-	-	-
Total	-	-	-	-
07803				
Polling	-	-	-	-
Absentee	-	-	-	-
Early Vote	-	-	-	-
Provisional	-	-	-	-
Total	-	-	-	-
07901				
Polling	-	-	-	-
Absentee	-	-	-	-
Early Vote	-	-	-	-
Provisional	-	-	-	-
Total	-	-	-	-
07902				
Polling	-	-	-	-
Absentee	-	-	-	-
Early Vote	-	-	-	-
Provisional	-	-	-	-
Total	-	-	-	-
07903				
Polling	-	-	-	-
Absentee	-	-	-	-
Early Vote	-	-	-	-
Provisional	-	-	-	-
Total	-	-	-	-
07907				

RETRIEVED FROM DEMOCRACYDOCKET.COM

Statement of Votes Cast
Shelby County, TN
State and Federal General Election _Municipal Elections
November 6, 2018
SOVC For Jurisdiction Wide, All Counters, All Races
Official Combined Results

	LAKELAND SCHOOL BOARD			
	Deborah Thomas		Write-In Votes	
Polling	-	-	-	-
Absentee	-	-	-	-
Early Vote	-	-	-	-
Provisional	-	-	-	-
Total	-	-	-	-
08002				
Polling	-	-	-	-
Absentee	-	-	-	-
Early Vote	-	-	-	-
Provisional	-	-	-	-
Total	-	-	-	-
08101				
Polling	-	-	-	-
Absentee	-	-	-	-
Early Vote	-	-	-	-
Provisional	-	-	-	-
Total	-	-	-	-
08103				
Polling	-	-	-	-
Absentee	-	-	-	-
Early Vote	-	-	-	-
Provisional	-	-	-	-
Total	-	-	-	-
08105				
Polling	-	-	-	-
Absentee	-	-	-	-
Early Vote	-	-	-	-
Provisional	-	-	-	-
Total	-	-		-
08107				
Polling	-	-	-	-
Absentee	-	-	-	-
Early Vote	-	-	-	-
Provisional	-	-	-	-
Total	-	-	-	-
08202				
Polling	-	-	-	-
Absentee	-	-	-	-
Early Vote	-	-	-	-
Provisional	-	-	-	-
Total	-	-	-	-
08300				
Polling	-	-	-	-
Absentee	-	-	-	-
Early Vote	-	-	-	-
Provisional	-	-	-	-
Total	-	-	-	-
08402				
Polling	-	-	-	-
Absentee	-	-	-	-
Early Vote	-	-	-	-
Provisional	-	-	-	-
Total	-	-	-	-
08600				
Polling	-	-	-	-
Absentee	-	-	-	-
Early Vote	-	-	-	-
Provisional	-	-	-	-

RETRIEVED FROM DEMOCRACYDOCKET.COM

Statement of Votes Cast
Shelby County, TN
State and Federal General Election _Municipal Elections
November 6, 2018
SOVC For Jurisdiction Wide, All Counters, All Races
Official Combined Results

	LAKELAND SCHOOL BOARD			
	Deborah Thomas		Write-In Votes	
Total	-	-	-	-
08702				
Polling	-	-	-	-
Absentee	-	-	-	-
Early Vote	-	-	-	-
Provisional	-	-	-	-
Total	-	-	-	-
08703				
Polling	-	-	-	-
Absentee	-	-	-	-
Early Vote	-	-	-	-
Provisional	-	-	-	-
Total	-	-	-	-
08704				
Polling	-	-	-	-
Absentee	-	-	-	-
Early Vote	-	-	-	-
Provisional	-	-	-	-
Total	-	-	-	-
08802				
Polling	-	-	-	-
Absentee	-	-	-	-
Early Vote	-	-	-	-
Provisional	-	-	-	-
Total	-	-	-	-
08803				
Polling	-	-	-	-
Absentee	-	-	-	-
Early Vote	-	-	-	-
Provisional	-	-	-	-
Total	-	-	-	-
08804				
Polling	-	-	-	-
Absentee	-	-	-	-
Early Vote	-	-	-	-
Provisional	-	-	-	-
Total	-	-	-	-
08901				
Polling	-	-	-	-
Absentee	-	-	-	-
Early Vote	-	-	-	-
Provisional	-	-	-	-
Total	-	-	-	-
08902				
Polling	-	-	-	-
Absentee	-	-	-	-
Early Vote	-	-	-	-
Provisional	-	-	-	-
Total	-	-	-	-
09002				
Polling	-	-	-	-
Absentee	-	-	-	-
Early Vote	-	-	-	-
Provisional	-	-	-	-
Total	-	-	-	-
09003				
Polling	-	-	-	-
Absentee	-	-	-	-

RETRIEVED FROM DEMOCRACYDOCKET.COM

	LAKELAND SCHOOL BOARD			
	Deborah Thomas		Write-In Votes	
Early Vote	-	-	-	-
Provisional	-	-	-	-
Total	-	-	-	-
09101				
Polling	-	-	-	-
Absentee	-	-	-	-
Early Vote	-	-	-	-
Provisional	-	-	-	-
Total	-	-	-	-
09102				
Polling	-	-	-	-
Absentee	-	-	-	-
Early Vote	-	-	-	-
Provisional	-	-	-	-
Total	-	-	-	-
09104				
Polling	-	-	-	-
Absentee	-	-	-	-
Early Vote	-	-	-	-
Provisional	-	-	-	-
Total	-	-	-	-
09201				
Polling	-	-	-	-
Absentee	-	-	-	-
Early Vote	-	-	-	-
Provisional	-	-	-	-
Total	-	-	-	-
09301				
Polling	-	-	-	-
Absentee	-	-	-	-
Early Vote	-	-	-	-
Provisional	-	-	-	-
Total	-	-	-	-
09303				
Polling	-	-	-	-
Absentee	-	-	-	-
Early Vote	-	-	-	-
Provisional	-	-	-	-
Total	-	-	-	-
09403				
Polling	-	-	-	-
Absentee	-	-	-	-
Early Vote	-	-	-	-
Provisional	-	-	-	-
Total	-	-	-	-
09406				
Polling	-	-	-	-
Absentee	-	-	-	-
Early Vote	-	-	-	-
Provisional	-	-	-	-
Total	-	-	-	-
09407				
Polling	-	-	-	-
Absentee	-	-	-	-
Early Vote	-	-	-	-
Provisional	-	-	-	-
Total	-	-	-	-
09408				

RETRIEVED FROM DEMOCRACYDOCKET.COM

	LAKELAND SCHOOL BOARD			
	Deborah Thomas		Write-In Votes	
Polling	-	-	-	-
Absentee	-	-	-	-
Early Vote	-	-	-	-
Provisional	-	-	-	-
Total	-	-	-	-
09501				
Polling	-	-	-	-
Absentee	-	-	-	-
Early Vote	-	-	-	-
Provisional	-	-	-	-
Total	-	-	-	-
09505				
Polling	-	-	-	-
Absentee	-	-	-	-
Early Vote	-	-	-	-
Provisional	-	-	-	-
Total	-	-	-	-
09506				
Polling	-	-	-	-
Absentee	-	-	-	-
Early Vote	-	-	-	-
Provisional	-	-	-	-
Total	-	-	-	-
09507				
Polling	-	-	-	-
Absentee	-	-	-	-
Early Vote	-	-	-	-
Provisional	-	-	-	-
Total	-	-	-	-
09508				
Polling	-	-	-	-
Absentee	-	-	-	-
Early Vote	-	-	-	-
Provisional	-	-	-	-
Total	-	-	-	-
09601				
Polling	-	-	-	-
Absentee	-	-	-	-
Early Vote	-	-	-	-
Provisional	-	-	-	-
Total	-	-	-	-
09602				
Polling	-	-	-	-
Absentee	-	-	-	-
Early Vote	-	-	-	-
Provisional	-	-	-	-
Total	-	-	-	-
ARL01				
Polling	-	-	-	-
Absentee	-	-	-	-
Early Vote	-	-	-	-
Provisional	-	-	-	-
Total	-	-	-	-
ARL02				
Polling	5	13.16%	0	0.00%
Absentee	2	33.33%	0	0.00%
Early Vote	30	25.42%	8	6.78%
Provisional	0	-	0	-

RETRIEVED FROM DEMOCRACYDOCKET.COM

Statement of Votes Cast
Shelby County, TN
State and Federal General Election _Municipal Elections
November 6, 2018
SOVC For Jurisdiction Wide, All Counters, All Races
Official Combined Results

	LAKELAND SCHOOL BOARD			
	Deborah Thomas		Write-In Votes	
Total	37	22.84%	8	4.94%
BAR03				
Polling	-	-	-	-
Absentee	-	-	-	-
Early Vote	-	-	-	-
Provisional	-	-	-	-
Total	-	-	-	-
BAR04				
Polling	-	-	-	-
Absentee	-	-	-	-
Early Vote	-	-	-	-
Provisional	-	-	-	-
Total	-	-	-	-
BAR05				
Polling	-	-	-	-
Absentee	-	-	-	-
Early Vote	-	-	-	-
Provisional	-	-	-	-
Total	-	-	-	-
BAR06				
Polling	-	-	-	-
Absentee	-	-	-	-
Early Vote	-	-	-	-
Provisional	-	-	-	-
Total	-	-	-	-
BAR08				
Polling	-	-	-	-
Absentee	-	-	-	-
Early Vote	-	-	-	-
Provisional	-	-	-	-
Total	-	-	-	-
BAR09				
Polling	-	-	-	-
Absentee	-	-	-	-
Early Vote	-	-	-	-
Provisional	-	-	-	-
Total	-	-	-	-
BAR11				
Polling	-	-	-	-
Absentee	-	-	-	-
Early Vote	-	-	-	-
Provisional	-	-	-	-
Total	-	-	-	-
BAR13				
Polling	-	-	-	-
Absentee	-	-	-	-
Early Vote	-	-	-	-
Provisional	-	-	-	-
Total	-	-	-	-
BRU01				
Polling	-	-	-	-
Absentee	-	-	-	-
Early Vote	-	-	-	-
Provisional	-	-	-	-
Total	-	-	-	-
BRU02				
Polling	-	-	-	-
Absentee	-	-	-	-

RETRIEVED FROM DEMOCRACYDOCKET.COM

	LAKELAND SCHOOL BOARD			
	Deborah Thomas		Write-In Votes	
Early Vote	-	-	-	-
Provisional	-	-	-	-
Total	-	-	-	-
COL01				
Polling	-	-	-	-
Absentee	-	-	-	-
Early Vote	-	-	-	-
Provisional	-	-	-	-
Total	-	-	-	-
COL02				
Polling	-	-	-	-
Absentee	-	-	-	-
Early Vote	-	-	-	-
Provisional	-	-	-	-
Total	-	-	-	-
COL03				
Polling	-	-	-	-
Absentee	-	-	-	-
Early Vote	-	-	-	-
Provisional	-	-	-	-
Total	-	-	-	-
COL04				
Polling	-	-	-	-
Absentee	-	-	-	-
Early Vote	-	-	-	-
Provisional	-	-	-	-
Total	-	-	-	-
COL05				
Polling	-	-	-	-
Absentee	-	-	-	-
Early Vote	-	-	-	-
Provisional	-	-	-	-
Total	-	-	-	-
COL06				
Polling	-	-	-	-
Absentee	-	-	-	-
Early Vote	-	-	-	-
Provisional	-	-	-	-
Total	-	-	-	-
COL07				
Polling	-	-	-	-
Absentee	-	-	-	-
Early Vote	-	-	-	-
Provisional	-	-	-	-
Total	-	-	-	-
COL08				
Polling	-	-	-	-
Absentee	-	-	-	-
Early Vote	-	-	-	-
Provisional	-	-	-	-
Total	-	-	-	-
COL09				
Polling	-	-	-	-
Absentee	-	-	-	-
Early Vote	-	-	-	-
Provisional	-	-	-	-
Total	-	-	-	-
COR03				

RETRIEVED FROM DEMOCRACYDOCKET.COM

Statement of Votes Cast
Shelby County, TN
State and Federal General Election _Municipal Elections
November 6, 2018
SOVC For Jurisdiction Wide, All Counters, All Races
Official Combined Results

	LAKELAND SCHOOL BOARD			
	Deborah Thomas		Write-In Votes	
Polling	-	-	-	-
Absentee	-	-	-	-
Early Vote	-	-	-	-
Provisional	-	-	-	-
Total	-	-	-	-
COR04				
Polling	-	-	-	-
Absentee	-	-	-	-
Early Vote	-	-	-	-
Provisional	-	-	-	-
Total	-	-	-	-
COR05				
Polling	-	-	-	-
Absentee	-	-	-	-
Early Vote	-	-	-	-
Provisional	-	-	-	-
Total	-	-	-	-
EAD00				
Polling	-	-	-	-
Absentee	-	-	-	-
Early Vote	-	-	-	-
Provisional	-	-	-	-
Total	-	-	-	-
FOR01				
Polling	-	-	-	-
Absentee	-	-	-	-
Early Vote	-	-	-	-
Provisional	-	-	-	-
Total	-	-	-	-
FOR02				
Polling	-	-	-	-
Absentee	-	-	-	-
Early Vote	-	-	-	-
Provisional	-	-	-	-
Total	-	-	-	-
FOR03				
Polling	-	-	-	-
Absentee	-	-	-	-
Early Vote	-	-	-	-
Provisional	-	-	-	-
Total	-	-	-	-
GER02				
Polling	-	-	-	-
Absentee	-	-	-	-
Early Vote	-	-	-	-
Provisional	-	-	-	-
Total	-	-	-	-
GER03				
Polling	-	-	-	-
Absentee	-	-	-	-
Early Vote	-	-	-	-
Provisional	-	-	-	-
Total	-	-	-	-
GER04				
Polling	-	-	-	-
Absentee	-	-	-	-
Early Vote	-	-	-	-
Provisional	-	-	-	-

RETRIEVED FROM DEMOCRACYDOCKET.COM

Statement of Votes Cast
Shelby County, TN
State and Federal General Election _Municipal Elections
November 6, 2018
SOVC For Jurisdiction Wide, All Counters, All Races
Official Combined Results

	LAKELAND SCHOOL BOARD			
	Deborah Thomas		Write-In Votes	
Total	-	-	-	-
GER05				
Polling	-	-	-	-
Absentee	-	-	-	-
Early Vote	-	-	-	-
Provisional	-	-	-	-
Total	-	-	-	-
GER06				
Polling	-	-	-	-
Absentee	-	-	-	-
Early Vote	-	-	-	-
Provisional	-	-	-	-
Total	-	-	-	-
GER08				
Polling	-	-	-	-
Absentee	-	-	-	-
Early Vote	-	-	-	-
Provisional	-	-	-	-
Total	-	-	-	-
GER10				
Polling	-	-	-	-
Absentee	-	-	-	-
Early Vote	-	-	-	-
Provisional	-	-	-	-
Total	-	-	-	-
GER11				
Polling	-	-	-	-
Absentee	-	-	-	-
Early Vote	-	-	-	-
Provisional	-	-	-	-
Total	-	-	-	-
GER12				
Polling	-	-	-	-
Absentee	-	-	-	-
Early Vote	-	-	-	-
Provisional	-	-	-	-
Total	-	-	-	-
LAK01				
Polling	437	23.89%	5	0.27%
Absentee	22	30.56%	0	0.00%
Early Vote	1920	26.97%	51	0.72%
Provisional	9	20.45%	0	0.00%
Total	2388	26.35%	56	0.62%
LAK02				
Polling	300	25.00%	5	0.42%
Absentee	14	30.43%	2	4.35%
Early Vote	478	26.18%	15	0.82%
Provisional	1	16.67%	0	0.00%
Total	793	25.76%	22	0.71%
LUC01				
Polling	-	-	-	-
Absentee	-	-	-	-
Early Vote	-	-	-	-
Provisional	-	-	-	-
Total	-	-	-	-
LUC03				
Polling	-	-	-	-
Absentee	-	-	-	-

RETRIEVED FROM DEMOCRACYDOCKET.COM

	LAKELAND SCHOOL BOARD			
	Deborah Thomas		Write-In Votes	
Early Vote	-	-	-	-
Provisional	-	-	-	-
Total	-	-	-	-
MCC00				
Polling	-	-	-	-
Absentee	-	-	-	-
Early Vote	-	-	-	-
Provisional	-	-	-	-
Total	-	-	-	-
MIL01				
Polling	-	-	-	-
Absentee	-	-	-	-
Early Vote	-	-	-	-
Provisional	-	-	-	-
Total	-	-	-	-
MIL02				
Polling	-	-	-	-
Absentee	-	-	-	-
Early Vote	-	-	-	-
Provisional	-	-	-	-
Total	-	-	-	-
MOR01				
Polling	-	-	-	-
Absentee	-	-	-	-
Early Vote	-	-	-	-
Provisional	-	-	-	-
Total	-	-	-	-
MOR02				
Polling	-	-	-	-
Absentee	-	-	-	-
Early Vote	-	-	-	-
Provisional	-	-	-	-
Total	-	-	-	-
ROS05				
Polling	-	-	-	-
Absentee	-	-	-	-
Early Vote	-	-	-	-
Provisional	-	-	-	-
Total	-	-	-	-
ROS13				
Polling	-	-	-	-
Absentee	-	-	-	-
Early Vote	-	-	-	-
Provisional	-	-	-	-
Total	-	-	-	-
ROS14				
Polling	-	-	-	-
Absentee	-	-	-	-
Early Vote	-	-	-	-
Provisional	-	-	-	-
Total	-	-	-	-
ROS15				
Polling	-	-	-	-
Absentee	-	-	-	-
Early Vote	-	-	-	-
Provisional	-	-	-	-
Total	-	-	-	-
ROS16				

RETRIEVED FROM DEMOCRACYDOCKET.COM

Statement of Votes Cast
Shelby County, TN
State and Federal General Election _Municipal Elections
November 6, 2018
SOVC For Jurisdiction Wide, All Counters, All Races
Official Combined Results

	LAKELAND SCHOOL BOARD			
	Deborah Thomas		Write-In Votes	
Polling	-	-	-	-
Absentee	-	-	-	-
Early Vote	-	-	-	-
Provisional	-	-	-	-
Total	-	-	-	-
STE00				
Polling	27	17.09%	0	0.00%
Absentee	3	33.33%	0	0.00%
Early Vote	125	24.08%	5	0.96%
Provisional	0	-	0	-
Total	155	22.59%	5	0.73%
Total				
Polling	769	23.84%	10	0.31%
Absentee	41	30.83%	2	1.50%
Early Vote	2553	26.65%	79	0.82%
Provisional	10	20.00%	0	0.00%
Total	3373	25.97%	91	0.70%

RETRIEVED FROM DEMOCRACYDOCKET.COM

Statement of Votes Cast
Shelby County, TN
State and Federal General Election _Municipal Elections
November 6, 2018
SOVC For Jurisdiction Wide, All Counters, All Races
Official Combined Results

MILLINGTON ALDERMAN POST 1

	Reg. Voters	Times Counted	Total Votes	Bethany K. Huffman	Write-In Votes		
Jurisdiction Wide							
00100							
Polling	-	-	-	-	-	-	-
Absentee	-	-	-	-	-	-	-
Early Vote	-	-	-	-	-	-	-
Provisional	-	-	-	-	-	-	-
Total	-	-	-	-	-	-	-
00200							
Polling	-	-	-	-	-	-	-
Absentee	-	-	-	-	-	-	-
Early Vote	-	-	-	-	-	-	-
Provisional	-	-	-	-	-	-	-
Total	-	-	-	-	-	-	-
01100							
Polling	-	-	-	-	-	-	-
Absentee	-	-	-	-	-	-	-
Early Vote	-	-	-	-	-	-	-
Provisional	-	-	-	-	-	-	-
Total	-	-	-	-	-	-	-
01200							
Polling	-	-	-	-	-	-	-
Absentee	-	-	-	-	-	-	-
Early Vote	-	-	-	-	-	-	-
Provisional	-	-	-	-	-	-	-
Total	-	-	-	-	-	-	-
01300							
Polling	-	-	-	-	-	-	-
Absentee	-	-	-	-	-	-	-
Early Vote	-	-	-	-	-	-	-
Provisional	-	-	-	-	-	-	-
Total	-	-	-	-	-	-	-
01601							
Polling	-	-	-	-	-	-	-
Absentee	-	-	-	-	-	-	-
Early Vote	-	-	-	-	-	-	-
Provisional	-	-	-	-	-	-	-
Total	-	-	-	-	-	-	-
01603							
Polling	-	-	-	-	-	-	-
Absentee	-	-	-	-	-	-	-
Early Vote	-	-	-	-	-	-	-
Provisional	-	-	-	-	-	-	-
Total	-	-	-	-	-	-	-
01700							
Polling	-	-	-	-	-	-	-
Absentee	-	-	-	-	-	-	-
Early Vote	-	-	-	-	-	-	-
Provisional	-	-	-	-	-	-	-
Total	-	-	-	-	-	-	-
02001							
Polling	-	-	-	-	-	-	-
Absentee	-	-	-	-	-	-	-
Early Vote	-	-	-	-	-	-	-
Provisional	-	-	-	-	-	-	-
Total	-	-	-	-	-	-	-
02003							
Polling	-	-	-	-	-	-	-
Absentee	-	-	-	-	-	-	-

RETRIEVED FROM DEMOCRACYDOCKET.COM

Statement of Votes Cast
Shelby County, TN
State and Federal General Election _Municipal Elections
November 6, 2018
SOVC For Jurisdiction Wide, All Counters, All Races
Official Combined Results

	MILLINGTON ALDERMAN POST 1					
	Reg. Voters	Times Counted	Total Votes	Bethany K. Huffman	Write-In Votes	
Early Vote	-	-	-	-	-	-
Provisional	-	-	-	-	-	-
Total	-	-	-	-	-	-
02100						
Polling	-	-	-	-	-	-
Absentee	-	-	-	-	-	-
Early Vote	-	-	-	-	-	-
Provisional	-	-	-	-	-	-
Total	-	-	-	-	-	-
02600						
Polling	-	-	-	-	-	-
Absentee	-	-	-	-	-	-
Early Vote	-	-	-	-	-	-
Provisional	-	-	-	-	-	-
Total	-	-	-	-	-	-
02800						
Polling	-	-	-	-	-	-
Absentee	-	-	-	-	-	-
Early Vote	-	-	-	-	-	-
Provisional	-	-	-	-	-	-
Total	-	-	-	-	-	-
03102						
Polling	-	-	-	-	-	-
Absentee	-	-	-	-	-	-
Early Vote	-	-	-	-	-	-
Provisional	-	-	-	-	-	-
Total	-	-	-	-	-	-
03104						
Polling	-	-	-	-	-	-
Absentee	-	-	-	-	-	-
Early Vote	-	-	-	-	-	-
Provisional	-	-	-	-	-	-
Total	-	-	-	-	-	-
03300						
Polling	-	-	-	-	-	-
Absentee	-	-	-	-	-	-
Early Vote	-	-	-	-	-	-
Provisional	-	-	-	-	-	-
Total	-	-	-	-	-	-
03402						
Polling	-	-	-	-	-	-
Absentee	-	-	-	-	-	-
Early Vote	-	-	-	-	-	-
Provisional	-	-	-	-	-	-
Total	-	-	-	-	-	-
03601						
Polling	-	-	-	-	-	-
Absentee	-	-	-	-	-	-
Early Vote	-	-	-	-	-	-
Provisional	-	-	-	-	-	-
Total	-	-	-	-	-	-
03602						
Polling	-	-	-	-	-	-
Absentee	-	-	-	-	-	-
Early Vote	-	-	-	-	-	-
Provisional	-	-	-	-	-	-
Total	-	-	-	-	-	-
03700						

RETRIEVED FROM DEMOCRACYDOCKET.COM

Statement of Votes Cast
Shelby County, TN
State and Federal General Election _Municipal Elections
November 6, 2018
SOVC For Jurisdiction Wide, All Counters, All Races
Official Combined Results

MILLINGTON ALDERMAN POST 1

	Reg. Voters	Times Counted	Total Votes	Bethany K. Huffman	Write-In Votes		
Polling	-	-	-	-	-	-	-
Absentee	-	-	-	-	-	-	-
Early Vote	-	-	-	-	-	-	-
Provisional	-	-	-	-	-	-	-
Total	-	-	-	-	-	-	-
04103							
Polling	-	-	-	-	-	-	-
Absentee	-	-	-	-	-	-	-
Early Vote	-	-	-	-	-	-	-
Provisional	-	-	-	-	-	-	-
Total	-	-	-	-	-	-	-
04201							
Polling	-	-	-	-	-	-	-
Absentee	-	-	-	-	-	-	-
Early Vote	-	-	-	-	-	-	-
Provisional	-	-	-	-	-	-	-
Total	-	-	-	-	-	-	-
04401							
Polling	-	-	-	-	-	-	-
Absentee	-	-	-	-	-	-	-
Early Vote	-	-	-	-	-	-	-
Provisional	-	-	-	-	-	-	-
Total	-	-	-	-	-	-	-
04405							
Polling	-	-	-	-	-	-	-
Absentee	-	-	-	-	-	-	-
Early Vote	-	-	-	-	-	-	-
Provisional	-	-	-	-	-	-	-
Total	-	-	-	-	-	-	-
04502							
Polling	-	-	-	-	-	-	-
Absentee	-	-	-	-	-	-	-
Early Vote	-	-	-	-	-	-	-
Provisional	-	-	-	-	-	-	-
Total	-	-	-	-	-	-	-
04504							
Polling	-	-	-	-	-	-	-
Absentee	-	-	-	-	-	-	-
Early Vote	-	-	-	-	-	-	-
Provisional	-	-	-	-	-	-	-
Total	-	-	-	-	-	-	-
04602							
Polling	-	-	-	-	-	-	-
Absentee	-	-	-	-	-	-	-
Early Vote	-	-	-	-	-	-	-
Provisional	-	-	-	-	-	-	-
Total	-	-	-	-	-	-	-
04700							
Polling	-	-	-	-	-	-	-
Absentee	-	-	-	-	-	-	-
Early Vote	-	-	-	-	-	-	-
Provisional	-	-	-	-	-	-	-
Total	-	-	-	-	-	-	-
04900							
Polling	-	-	-	-	-	-	-
Absentee	-	-	-	-	-	-	-
Early Vote	-	-	-	-	-	-	-
Provisional	-	-	-	-	-	-	-

RETRIEVED FROM DEMOCRACYDOCKET.COM

Statement of Votes Cast
Shelby County, TN
State and Federal General Election _Municipal Elections
November 6, 2018
SOVC For Jurisdiction Wide, All Counters, All Races
Official Combined Results

	MILLINGTON ALDERMAN POST 1					
	Reg. Voters	Times Counted	Total Votes	Bethany K. Huffman	Write-In Votes	
Total	-	-	-	-	-	-
05001						
Polling	-	-	-	-	-	-
Absentee	-	-	-	-	-	-
Early Vote	-	-	-	-	-	-
Provisional	-	-	-	-	-	-
Total	-	-	-	-	-	-
05002						
Polling	-	-	-	-	-	-
Absentee	-	-	-	-	-	-
Early Vote	-	-	-	-	-	-
Provisional	-	-	-	-	-	-
Total	-	-	-	-	-	-
05201						
Polling	-	-	-	-	-	-
Absentee	-	-	-	-	-	-
Early Vote	-	-	-	-	-	-
Provisional	-	-	-	-	-	-
Total	-	-	-	-	-	-
05301						
Polling	-	-	-	-	-	-
Absentee	-	-	-	-	-	-
Early Vote	-	-	-	-	-	-
Provisional	-	-	-	-	-	-
Total	-	-	-	-	-	-
05400						
Polling	-	-	-	-	-	-
Absentee	-	-	-	-	-	-
Early Vote	-	-	-	-	-	-
Provisional	-	-	-	-	-	-
Total	-	-	-	-	-	-
05502						
Polling	-	-	-	-	-	-
Absentee	-	-	-	-	-	-
Early Vote	-	-	-	-	-	-
Provisional	-	-	-	-	-	-
Total	-	-	-	-	-	-
05700						
Polling	-	-	-	-	-	-
Absentee	-	-	-	-	-	-
Early Vote	-	-	-	-	-	-
Provisional	-	-	-	-	-	-
Total	-	-	-	-	-	-
05801						
Polling	-	-	-	-	-	-
Absentee	-	-	-	-	-	-
Early Vote	-	-	-	-	-	-
Provisional	-	-	-	-	-	-
Total	-	-	-	-	-	-
05804						
Polling	-	-	-	-	-	-
Absentee	-	-	-	-	-	-
Early Vote	-	-	-	-	-	-
Provisional	-	-	-	-	-	-
Total	-	-	-	-	-	-
05905						
Polling	-	-	-	-	-	-
Absentee	-	-	-	-	-	-

RETRIEVED FROM DEMOCRACYDOCKET.COM

	MILLINGTON ALDERMAN POST 1					
	Reg. Voters	Times Counted	Total Votes	Bethany K. Huffman	Write-In Votes	
Early Vote	-	-	-	-	-	-
Provisional	-	-	-	-	-	-
Total	-	-	-	-	-	-
06003						
Polling	-	-	-	-	-	-
Absentee	-	-	-	-	-	-
Early Vote	-	-	-	-	-	-
Provisional	-	-	-	-	-	-
Total	-	-	-	-	-	-
06005						
Polling	-	-	-	-	-	-
Absentee	-	-	-	-	-	-
Early Vote	-	-	-	-	-	-
Provisional	-	-	-	-	-	-
Total	-	-	-	-	-	-
06006						
Polling	-	-	-	-	-	-
Absentee	-	-	-	-	-	-
Early Vote	-	-	-	-	-	-
Provisional	-	-	-	-	-	-
Total	-	-	-	-	-	-
06007						
Polling	-	-	-	-	-	-
Absentee	-	-	-	-	-	-
Early Vote	-	-	-	-	-	-
Provisional	-	-	-	-	-	-
Total	-	-	-	-	-	-
06009						
Polling	-	-	-	-	-	-
Absentee	-	-	-	-	-	-
Early Vote	-	-	-	-	-	-
Provisional	-	-	-	-	-	-
Total	-	-	-	-	-	-
06100						
Polling	-	-	-	-	-	-
Absentee	-	-	-	-	-	-
Early Vote	-	-	-	-	-	-
Provisional	-	-	-	-	-	-
Total	-	-	-	-	-	-
06200						
Polling	-	-	-	-	-	-
Absentee	-	-	-	-	-	-
Early Vote	-	-	-	-	-	-
Provisional	-	-	-	-	-	-
Total	-	-	-	-	-	-
06400						
Polling	-	-	-	-	-	-
Absentee	-	-	-	-	-	-
Early Vote	-	-	-	-	-	-
Provisional	-	-	-	-	-	-
Total	-	-	-	-	-	-
06600						
Polling	-	-	-	-	-	-
Absentee	-	-	-	-	-	-
Early Vote	-	-	-	-	-	-
Provisional	-	-	-	-	-	-
Total	-	-	-	-	-	-
06701						

RETRIEVED FROM DEMOCRACYDOCKET.COM

Statement of Votes Cast
Shelby County, TN
State and Federal General Election _Municipal Elections
November 6, 2018
SOVC For Jurisdiction Wide, All Counters, All Races
Official Combined Results

	MILLINGTON ALDERMAN POST 1					
	Reg. Voters	Times Counted	Total Votes	Bethany K. Huffman	Write-In Votes	
Polling	-	-	-	-	-	-
Absentee	-	-	-	-	-	-
Early Vote	-	-	-	-	-	-
Provisional	-	-	-	-	-	-
Total	-	-	-	-	-	-
06703						
Polling	-	-	-	-	-	-
Absentee	-	-	-	-	-	-
Early Vote	-	-	-	-	-	-
Provisional	-	-	-	-	-	-
Total	-	-	-	-	-	-
06801						
Polling	-	-	-	-	-	-
Absentee	-	-	-	-	-	-
Early Vote	-	-	-	-	-	-
Provisional	-	-	-	-	-	-
Total	-	-	-	-	-	-
06803						
Polling	-	-	-	-	-	-
Absentee	-	-	-	-	-	-
Early Vote	-	-	-	-	-	-
Provisional	-	-	-	-	-	-
Total	-	-	-	-	-	-
06902						
Polling	-	-	-	-	-	-
Absentee	-	-	-	-	-	-
Early Vote	-	-	-	-	-	-
Provisional	-	-	-	-	-	-
Total	-	-	-	-	-	-
07001						
Polling	-	-	-	-	-	-
Absentee	-	-	-	-	-	-
Early Vote	-	-	-	-	-	-
Provisional	-	-	-	-	-	-
Total	-	-	-	-	-	-
07002						
Polling	-	-	-	-	-	-
Absentee	-	-	-	-	-	-
Early Vote	-	-	-	-	-	-
Provisional	-	-	-	-	-	-
Total	-	-	-	-	-	-
07104						
Polling	-	-	-	-	-	-
Absentee	-	-	-	-	-	-
Early Vote	-	-	-	-	-	-
Provisional	-	-	-	-	-	-
Total	-	-	-	-	-	-
07203						
Polling	-	-	-	-	-	-
Absentee	-	-	-	-	-	-
Early Vote	-	-	-	-	-	-
Provisional	-	-	-	-	-	-
Total	-	-	-	-	-	-
07207						
Polling	-	-	-	-	-	-
Absentee	-	-	-	-	-	-
Early Vote	-	-	-	-	-	-
Provisional	-	-	-	-	-	-

RETRIEVED FROM DEMOCRACYDOCKET.COM

Statement of Votes Cast
Shelby County, TN
State and Federal General Election _Municipal Elections
November 6, 2018
SOVC For Jurisdiction Wide, All Counters, All Races
Official Combined Results

	MILLINGTON ALDERMAN POST 1					
	Reg. Voters	Times Counted	Total Votes	Bethany K. Huffman	Write-In Votes	
Total	-	-	-	-	-	-
07301						
Polling	-	-	-	-	-	-
Absentee	-	-	-	-	-	-
Early Vote	-	-	-	-	-	-
Provisional	-	-	-	-	-	-
Total	-	-	-	-	-	-
07303						
Polling	-	-	-	-	-	-
Absentee	-	-	-	-	-	-
Early Vote	-	-	-	-	-	-
Provisional	-	-	-	-	-	-
Total	-	-	-	-	-	-
07401						
Polling	-	-	-	-	-	-
Absentee	-	-	-	-	-	-
Early Vote	-	-	-	-	-	-
Provisional	-	-	-	-	-	-
Total	-	-	-	-	-	-
07402						
Polling	-	-	-	-	-	-
Absentee	-	-	-	-	-	-
Early Vote	-	-	-	-	-	-
Provisional	-	-	-	-	-	-
Total	-	-	-	-	-	-
07405						
Polling	-	-	-	-	-	-
Absentee	-	-	-	-	-	-
Early Vote	-	-	-	-	-	-
Provisional	-	-	-	-	-	-
Total	-	-	-	-	-	-
07409						
Polling	-	-	-	-	-	-
Absentee	-	-	-	-	-	-
Early Vote	-	-	-	-	-	-
Provisional	-	-	-	-	-	-
Total	-	-	-	-	-	-
07501						
Polling	-	-	-	-	-	-
Absentee	-	-	-	-	-	-
Early Vote	-	-	-	-	-	-
Provisional	-	-	-	-	-	-
Total	-	-	-	-	-	-
07506						
Polling	-	-	-	-	-	-
Absentee	-	-	-	-	-	-
Early Vote	-	-	-	-	-	-
Provisional	-	-	-	-	-	-
Total	-	-	-	-	-	-
07507						
Polling	-	-	-	-	-	-
Absentee	-	-	-	-	-	-
Early Vote	-	-	-	-	-	-
Provisional	-	-	-	-	-	-
Total	-	-	-	-	-	-
07511						
Polling	-	-	-	-	-	-
Absentee	-	-	-	-	-	-

RETRIEVED FROM DEMOCRACYDOCKET.COM

Statement of Votes Cast
Shelby County, TN
State and Federal General Election _Municipal Elections
November 6, 2018
SOVC For Jurisdiction Wide, All Counters, All Races
Official Combined Results

	MILLINGTON ALDERMAN POST 1					
	Reg. Voters	Times Counted	Total Votes	Bethany K. Huffman	Write-In Votes	
Early Vote	-	-	-	-	-	-
Provisional	-	-	-	-	-	-
Total	-	-	-	-	-	-
07604						
Polling	-	-	-	-	-	-
Absentee	-	-	-	-	-	-
Early Vote	-	-	-	-	-	-
Provisional	-	-	-	-	-	-
Total	-	-	-	-	-	-
07605						
Polling	-	-	-	-	-	-
Absentee	-	-	-	-	-	-
Early Vote	-	-	-	-	-	-
Provisional	-	-	-	-	-	-
Total	-	-	-	-	-	-
07606						
Polling	-	-	-	-	-	-
Absentee	-	-	-	-	-	-
Early Vote	-	-	-	-	-	-
Provisional	-	-	-	-	-	-
Total	-	-	-	-	-	-
07701						
Polling	-	-	-	-	-	-
Absentee	-	-	-	-	-	-
Early Vote	-	-	-	-	-	-
Provisional	-	-	-	-	-	-
Total	-	-	-	-	-	-
07703						
Polling	-	-	-	-	-	-
Absentee	-	-	-	-	-	-
Early Vote	-	-	-	-	-	-
Provisional	-	-	-	-	-	-
Total	-	-	-	-	-	-
07803						
Polling	-	-	-	-	-	-
Absentee	-	-	-	-	-	-
Early Vote	-	-	-	-	-	-
Provisional	-	-	-	-	-	-
Total	-	-	-	-	-	-
07901						
Polling	-	-	-	-	-	-
Absentee	-	-	-	-	-	-
Early Vote	-	-	-	-	-	-
Provisional	-	-	-	-	-	-
Total	-	-	-	-	-	-
07902						
Polling	-	-	-	-	-	-
Absentee	-	-	-	-	-	-
Early Vote	-	-	-	-	-	-
Provisional	-	-	-	-	-	-
Total	-	-	-	-	-	-
07903						
Polling	-	-	-	-	-	-
Absentee	-	-	-	-	-	-
Early Vote	-	-	-	-	-	-
Provisional	-	-	-	-	-	-
Total	-	-	-	-	-	-
07907						

RETRIEVED FROM DEMOCRACYDOCKET.COM

Statement of Votes Cast
Shelby County, TN
State and Federal General Election _Municipal Elections
November 6, 2018
SOVC For Jurisdiction Wide, All Counters, All Races
Official Combined Results

MILLINGTON ALDERMAN POST 1

	Reg. Voters	Times Counted	Total Votes	Bethany K. Huffman	Write-In Votes		
Polling	-	-	-	-	-	-	-
Absentee	-	-	-	-	-	-	-
Early Vote	-	-	-	-	-	-	-
Provisional	-	-	-	-	-	-	-
Total	-	-	-	-	-	-	-
08002							
Polling	-	-	-	-	-	-	-
Absentee	-	-	-	-	-	-	-
Early Vote	-	-	-	-	-	-	-
Provisional	-	-	-	-	-	-	-
Total	-	-	-	-	-	-	-
08101							
Polling	-	-	-	-	-	-	-
Absentee	-	-	-	-	-	-	-
Early Vote	-	-	-	-	-	-	-
Provisional	-	-	-	-	-	-	-
Total	-	-	-	-	-	-	-
08103							
Polling	-	-	-	-	-	-	-
Absentee	-	-	-	-	-	-	-
Early Vote	-	-	-	-	-	-	-
Provisional	-	-	-	-	-	-	-
Total	-	-	-	-	-	-	-
08105							
Polling	-	-	-	-	-	-	-
Absentee	-	-	-	-	-	-	-
Early Vote	-	-	-	-	-	-	-
Provisional	-	-	-	-	-	-	-
Total	-	-	-	-	-	-	-
08107							
Polling	-	-	-	-	-	-	-
Absentee	-	-	-	-	-	-	-
Early Vote	-	-	-	-	-	-	-
Provisional	-	-	-	-	-	-	-
Total	-	-	-	-	-	-	-
08202							
Polling	-	-	-	-	-	-	-
Absentee	-	-	-	-	-	-	-
Early Vote	-	-	-	-	-	-	-
Provisional	-	-	-	-	-	-	-
Total	-	-	-	-	-	-	-
08300							
Polling	-	-	-	-	-	-	-
Absentee	-	-	-	-	-	-	-
Early Vote	-	-	-	-	-	-	-
Provisional	-	-	-	-	-	-	-
Total	-	-	-	-	-	-	-
08402							
Polling	-	-	-	-	-	-	-
Absentee	-	-	-	-	-	-	-
Early Vote	-	-	-	-	-	-	-
Provisional	-	-	-	-	-	-	-
Total	-	-	-	-	-	-	-
08600							
Polling	-	-	-	-	-	-	-
Absentee	-	-	-	-	-	-	-
Early Vote	-	-	-	-	-	-	-
Provisional	-	-	-	-	-	-	-

RETRIEVED FROM DEMOCRACYDOCKET.COM

Statement of Votes Cast
Shelby County, TN
State and Federal General Election _Municipal Elections
November 6, 2018
SOVC For Jurisdiction Wide, All Counters, All Races
Official Combined Results

	MILLINGTON ALDERMAN POST 1					
	Reg. Voters	Times Counted	Total Votes	Bethany K. Huffman	Write-In Votes	
Total	-	-	-	-	-	-
08702						
Polling	-	-	-	-	-	-
Absentee	-	-	-	-	-	-
Early Vote	-	-	-	-	-	-
Provisional	-	-	-	-	-	-
Total	-	-	-	-	-	-
08703						
Polling	-	-	-	-	-	-
Absentee	-	-	-	-	-	-
Early Vote	-	-	-	-	-	-
Provisional	-	-	-	-	-	-
Total	-	-	-	-	-	-
08704						
Polling	-	-	-	-	-	-
Absentee	-	-	-	-	-	-
Early Vote	-	-	-	-	-	-
Provisional	-	-	-	-	-	-
Total	-	-	-	-	-	-
08802						
Polling	-	-	-	-	-	-
Absentee	-	-	-	-	-	-
Early Vote	-	-	-	-	-	-
Provisional	-	-	-	-	-	-
Total	-	-	-	-	-	-
08803						
Polling	-	-	-	-	-	-
Absentee	-	-	-	-	-	-
Early Vote	-	-	-	-	-	-
Provisional	-	-	-	-	-	-
Total	-	-	-	-	-	-
08804						
Polling	-	-	-	-	-	-
Absentee	-	-	-	-	-	-
Early Vote	-	-	-	-	-	-
Provisional	-	-	-	-	-	-
Total	-	-	-	-	-	-
08901						
Polling	-	-	-	-	-	-
Absentee	-	-	-	-	-	-
Early Vote	-	-	-	-	-	-
Provisional	-	-	-	-	-	-
Total	-	-	-	-	-	-
08902						
Polling	-	-	-	-	-	-
Absentee	-	-	-	-	-	-
Early Vote	-	-	-	-	-	-
Provisional	-	-	-	-	-	-
Total	-	-	-	-	-	-
09002						
Polling	-	-	-	-	-	-
Absentee	-	-	-	-	-	-
Early Vote	-	-	-	-	-	-
Provisional	-	-	-	-	-	-
Total	-	-	-	-	-	-
09003						
Polling	-	-	-	-	-	-
Absentee	-	-	-	-	-	-

RETRIEVED FROM DEMOCRACYDOCKET.COM

Statement of Votes Cast
Shelby County, TN
State and Federal General Election _Municipal Elections
November 6, 2018
SOVC For Jurisdiction Wide, All Counters, All Races
Official Combined Results

	MILLINGTON ALDERMAN POST 1					
	Reg. Voters	Times Counted	Total Votes	Bethany K. Huffman	Write-In Votes	
Early Vote	-	-	-	-	-	-
Provisional	-	-	-	-	-	-
Total	-	-	-	-	-	-
09101						
Polling	-	-	-	-	-	-
Absentee	-	-	-	-	-	-
Early Vote	-	-	-	-	-	-
Provisional	-	-	-	-	-	-
Total	-	-	-	-	-	-
09102						
Polling	-	-	-	-	-	-
Absentee	-	-	-	-	-	-
Early Vote	-	-	-	-	-	-
Provisional	-	-	-	-	-	-
Total	-	-	-	-	-	-
09104						
Polling	-	-	-	-	-	-
Absentee	-	-	-	-	-	-
Early Vote	-	-	-	-	-	-
Provisional	-	-	-	-	-	-
Total	-	-	-	-	-	-
09201						
Polling	-	-	-	-	-	-
Absentee	-	-	-	-	-	-
Early Vote	-	-	-	-	-	-
Provisional	-	-	-	-	-	-
Total	-	-	-	-	-	-
09301						
Polling	-	-	-	-	-	-
Absentee	-	-	-	-	-	-
Early Vote	-	-	-	-	-	-
Provisional	-	-	-	-	-	-
Total	-	-	-	-	-	-
09303						
Polling	-	-	-	-	-	-
Absentee	-	-	-	-	-	-
Early Vote	-	-	-	-	-	-
Provisional	-	-	-	-	-	-
Total	-	-	-	-	-	-
09403						
Polling	-	-	-	-	-	-
Absentee	-	-	-	-	-	-
Early Vote	-	-	-	-	-	-
Provisional	-	-	-	-	-	-
Total	-	-	-	-	-	-
09406						
Polling	-	-	-	-	-	-
Absentee	-	-	-	-	-	-
Early Vote	-	-	-	-	-	-
Provisional	-	-	-	-	-	-
Total	-	-	-	-	-	-
09407						
Polling	-	-	-	-	-	-
Absentee	-	-	-	-	-	-
Early Vote	-	-	-	-	-	-
Provisional	-	-	-	-	-	-
Total	-	-	-	-	-	-
09408						

RETRIEVED FROM DEMOCRACYDOCKET.COM

Statement of Votes Cast
Shelby County, TN
State and Federal General Election _Municipal Elections
November 6, 2018
SOVC For Jurisdiction Wide, All Counters, All Races
Official Combined Results

	MILLINGTON ALDERMAN POST 1					
	Reg. Voters	Times Counted	Total Votes	Bethany K. Huffman	Write-In Votes	
Polling	-	-	-	-	-	-
Absentee	-	-	-	-	-	-
Early Vote	-	-	-	-	-	-
Provisional	-	-	-	-	-	-
Total	-	-	-	-	-	-
09501						
Polling	-	-	-	-	-	-
Absentee	-	-	-	-	-	-
Early Vote	-	-	-	-	-	-
Provisional	-	-	-	-	-	-
Total	-	-	-	-	-	-
09505						
Polling	-	-	-	-	-	-
Absentee	-	-	-	-	-	-
Early Vote	-	-	-	-	-	-
Provisional	-	-	-	-	-	-
Total	-	-	-	-	-	-
09506						
Polling	-	-	-	-	-	-
Absentee	-	-	-	-	-	-
Early Vote	-	-	-	-	-	-
Provisional	-	-	-	-	-	-
Total	-	-	-	-	-	-
09507						
Polling	-	-	-	-	-	-
Absentee	-	-	-	-	-	-
Early Vote	-	-	-	-	-	-
Provisional	-	-	-	-	-	-
Total	-	-	-	-	-	-
09508						
Polling	-	-	-	-	-	-
Absentee	-	-	-	-	-	-
Early Vote	-	-	-	-	-	-
Provisional	-	-	-	-	-	-
Total	-	-	-	-	-	-
09601						
Polling	-	-	-	-	-	-
Absentee	-	-	-	-	-	-
Early Vote	-	-	-	-	-	-
Provisional	-	-	-	-	-	-
Total	-	-	-	-	-	-
09602						
Polling	-	-	-	-	-	-
Absentee	-	-	-	-	-	-
Early Vote	-	-	-	-	-	-
Provisional	-	-	-	-	-	-
Total	-	-	-	-	-	-
ARL01						
Polling	-	-	-	-	-	-
Absentee	-	-	-	-	-	-
Early Vote	-	-	-	-	-	-
Provisional	-	-	-	-	-	-
Total	-	-	-	-	-	-
ARL02						
Polling	-	-	-	-	-	-
Absentee	-	-	-	-	-	-
Early Vote	-	-	-	-	-	-
Provisional	-	-	-	-	-	-

RETRIEVED FROM DEMOCRACYDOCKET.COM

	MILLINGTON ALDERMAN POST 1					
	Reg. Voters	Times Counted	Total Votes	Bethany K. Huffman	Write-In Votes	
Total	-	-	-	-	-	-
BAR03						
Polling	-	-	-	-	-	-
Absentee	-	-	-	-	-	-
Early Vote	-	-	-	-	-	-
Provisional	-	-	-	-	-	-
Total	-	-	-	-	-	-
BAR04						
Polling	-	-	-	-	-	-
Absentee	-	-	-	-	-	-
Early Vote	-	-	-	-	-	-
Provisional	-	-	-	-	-	-
Total	-	-	-	-	-	-
BAR05						
Polling	-	-	-	-	-	-
Absentee	-	-	-	-	-	-
Early Vote	-	-	-	-	-	-
Provisional	-	-	-	-	-	-
Total	-	-	-	-	-	-
BAR06						
Polling	-	-	-	-	-	-
Absentee	-	-	-	-	-	-
Early Vote	-	-	-	-	-	-
Provisional	-	-	-	-	-	-
Total	-	-	-	-	-	-
BAR08						
Polling	-	-	-	-	-	-
Absentee	-	-	-	-	-	-
Early Vote	-	-	-	-	-	-
Provisional	-	-	-	-	-	-
Total	-	-	-	-	-	-
BAR09						
Polling	-	-	-	-	-	-
Absentee	-	-	-	-	-	-
Early Vote	-	-	-	-	-	-
Provisional	-	-	-	-	-	-
Total	-	-	-	-	-	-
BAR11						
Polling	-	-	-	-	-	-
Absentee	-	-	-	-	-	-
Early Vote	-	-	-	-	-	-
Provisional	-	-	-	-	-	-
Total	-	-	-	-	-	-
BAR13						
Polling	-	-	-	-	-	-
Absentee	-	-	-	-	-	-
Early Vote	-	-	-	-	-	-
Provisional	-	-	-	-	-	-
Total	-	-	-	-	-	-
BRU01						
Polling	-	-	-	-	-	-
Absentee	-	-	-	-	-	-
Early Vote	-	-	-	-	-	-
Provisional	-	-	-	-	-	-
Total	-	-	-	-	-	-
BRU02						
Polling	-	-	-	-	-	-
Absentee	-	-	-	-	-	-

RETRIEVED FROM DEMOCRACYDOCKET.COM

Statement of Votes Cast
Shelby County, TN
State and Federal General Election _Municipal Elections
November 6, 2018
SOVC For Jurisdiction Wide, All Counters, All Races
Official Combined Results

	MILLINGTON ALDERMAN POST 1					
	Reg. Voters	Times Counted	Total Votes	Bethany K. Huffman	Write-In Votes	
Early Vote	-	-	-	-	-	-
Provisional	-	-	-	-	-	-
Total	-	-	-	-	-	-
COL01						
Polling	-	-	-	-	-	-
Absentee	-	-	-	-	-	-
Early Vote	-	-	-	-	-	-
Provisional	-	-	-	-	-	-
Total	-	-	-	-	-	-
COL02						
Polling	-	-	-	-	-	-
Absentee	-	-	-	-	-	-
Early Vote	-	-	-	-	-	-
Provisional	-	-	-	-	-	-
Total	-	-	-	-	-	-
COL03						
Polling	-	-	-	-	-	-
Absentee	-	-	-	-	-	-
Early Vote	-	-	-	-	-	-
Provisional	-	-	-	-	-	-
Total	-	-	-	-	-	-
COL04						
Polling	-	-	-	-	-	-
Absentee	-	-	-	-	-	-
Early Vote	-	-	-	-	-	-
Provisional	-	-	-	-	-	-
Total	-	-	-	-	-	-
COL05						
Polling	-	-	-	-	-	-
Absentee	-	-	-	-	-	-
Early Vote	-	-	-	-	-	-
Provisional	-	-	-	-	-	-
Total	-	-	-	-	-	-
COL06						
Polling	-	-	-	-	-	-
Absentee	-	-	-	-	-	-
Early Vote	-	-	-	-	-	-
Provisional	-	-	-	-	-	-
Total	-	-	-	-	-	-
COL07						
Polling	-	-	-	-	-	-
Absentee	-	-	-	-	-	-
Early Vote	-	-	-	-	-	-
Provisional	-	-	-	-	-	-
Total	-	-	-	-	-	-
COL08						
Polling	-	-	-	-	-	-
Absentee	-	-	-	-	-	-
Early Vote	-	-	-	-	-	-
Provisional	-	-	-	-	-	-
Total	-	-	-	-	-	-
COL09						
Polling	-	-	-	-	-	-
Absentee	-	-	-	-	-	-
Early Vote	-	-	-	-	-	-
Provisional	-	-	-	-	-	-
Total	-	-	-	-	-	-
COR03						

RETRIEVED FROM DEMOCRACYDOCKET.COM

Statement of Votes Cast
Shelby County, TN
State and Federal General Election _Municipal Elections
November 6, 2018
SOVC For Jurisdiction Wide, All Counters, All Races
Official Combined Results

	MILLINGTON ALDERMAN POST 1					
	Reg. Voters	Times Counted	Total Votes	Bethany K. Huffman	Write-In Votes	
Polling	-	-	-	-	-	-
Absentee	-	-	-	-	-	-
Early Vote	-	-	-	-	-	-
Provisional	-	-	-	-	-	-
Total	-	-	-	-	-	-
COR04						
Polling	-	-	-	-	-	-
Absentee	-	-	-	-	-	-
Early Vote	-	-	-	-	-	-
Provisional	-	-	-	-	-	-
Total	-	-	-	-	-	-
COR05						
Polling	-	-	-	-	-	-
Absentee	-	-	-	-	-	-
Early Vote	-	-	-	-	-	-
Provisional	-	-	-	-	-	-
Total	-	-	-	-	-	-
EAD00						
Polling	-	-	-	-	-	-
Absentee	-	-	-	-	-	-
Early Vote	-	-	-	-	-	-
Provisional	-	-	-	-	-	-
Total	-	-	-	-	-	-
FOR01						
Polling	-	-	-	-	-	-
Absentee	-	-	-	-	-	-
Early Vote	-	-	-	-	-	-
Provisional	-	-	-	-	-	-
Total	-	-	-	-	-	-
FOR02						
Polling	-	-	-	-	-	-
Absentee	-	-	-	-	-	-
Early Vote	-	-	-	-	-	-
Provisional	-	-	-	-	-	-
Total	-	-	-	-	-	-
FOR03						
Polling	-	-	-	-	-	-
Absentee	-	-	-	-	-	-
Early Vote	-	-	-	-	-	-
Provisional	-	-	-	-	-	-
Total	-	-	-	-	-	-
GER02						
Polling	-	-	-	-	-	-
Absentee	-	-	-	-	-	-
Early Vote	-	-	-	-	-	-
Provisional	-	-	-	-	-	-
Total	-	-	-	-	-	-
GER03						
Polling	-	-	-	-	-	-
Absentee	-	-	-	-	-	-
Early Vote	-	-	-	-	-	-
Provisional	-	-	-	-	-	-
Total	-	-	-	-	-	-
GER04						
Polling	-	-	-	-	-	-
Absentee	-	-	-	-	-	-
Early Vote	-	-	-	-	-	-
Provisional	-	-	-	-	-	-

RETRIEVED FROM DEMOCRACYDOCKET.COM

Statement of Votes Cast
Shelby County, TN
State and Federal General Election _Municipal Elections
November 6, 2018
SOVC For Jurisdiction Wide, All Counters, All Races
Official Combined Results

	MILLINGTON ALDERMAN POST 1						
	Reg. Voters	Times Counted	Total Votes	Bethany K. Huffman		Write-In Votes	
Total	-	-	-	-	-	-	-
GER05							
Polling	-	-	-	-	-	-	-
Absentee	-	-	-	-	-	-	-
Early Vote	-	-	-	-	-	-	-
Provisional	-	-	-	-	-	-	-
Total	-	-	-	-	-	-	-
GER06							
Polling	-	-	-	-	-	-	-
Absentee	-	-	-	-	-	-	-
Early Vote	-	-	-	-	-	-	-
Provisional	-	-	-	-	-	-	-
Total	-	-	-	-	-	-	-
GER08							
Polling	-	-	-	-	-	-	-
Absentee	-	-	-	-	-	-	-
Early Vote	-	-	-	-	-	-	-
Provisional	-	-	-	-	-	-	-
Total	-	-	-	-	-	-	-
GER10							
Polling	-	-	-	-	-	-	-
Absentee	-	-	-	-	-	-	-
Early Vote	-	-	-	-	-	-	-
Provisional	-	-	-	-	-	-	-
Total	-	-	-	-	-	-	-
GER11							
Polling	-	-	-	-	-	-	-
Absentee	-	-	-	-	-	-	-
Early Vote	-	-	-	-	-	-	-
Provisional	-	-	-	-	-	-	-
Total	-	-	-	-	-	-	-
GER12							
Polling	-	-	-	-	-	-	-
Absentee	-	-	-	-	-	-	-
Early Vote	-	-	-	-	-	-	-
Provisional	-	-	-	-	-	-	-
Total	-	-	-	-	-	-	-
LAK01							
Polling	-	-	-	-	-	-	-
Absentee	-	-	-	-	-	-	-
Early Vote	-	-	-	-	-	-	-
Provisional	-	-	-	-	-	-	-
Total	-	-	-	-	-	-	-
LAK02							
Polling	-	-	-	-	-	-	-
Absentee	-	-	-	-	-	-	-
Early Vote	-	-	-	-	-	-	-
Provisional	-	-	-	-	-	-	-
Total	-	-	-	-	-	-	-
LUC01							
Polling	622	180	136	135	99.26%	1	0.74%
Absentee	622	4	2	2	100.00%	0	0.00%
Early Vote	622	234	182	182	100.00%	0	0.00%
Provisional	622	1	0	0	-	0	-
Total	622	419	320	319	99.69%	1	0.31%
LUC03							
Polling	105	17	9	8	88.89%	1	11.11%
Absentee	105	0	0	0	-	0	-

RETRIEVED FROM DEMOCRACYDOCKET.COM

Statement of Votes Cast
Shelby County, TN
State and Federal General Election _Municipal Elections
November 6, 2018
SOVC For Jurisdiction Wide, All Counters, All Races
Official Combined Results

MILLINGTON ALDERMAN POST 1

	Reg. Voters	Times Counted	Total Votes	Bethany K. Huffman		Write-In Votes	
Early Vote	105	43	33	33	100.00%	0	0.00%
Provisional	105	0	0	0	-	0	-
Total	105	60	42	41	97.62%	1	2.38%
MCC00							
Polling	-	-	-	-	-	-	-
Absentee	-	-	-	-	-	-	-
Early Vote	-	-	-	-	-	-	-
Provisional	-	-	-	-	-	-	-
Total	-	-	-	-	-	-	-
MIL01							
Polling	2020	281	227	224	98.68%	3	1.32%
Absentee	2020	8	4	4	100.00%	0	0.00%
Early Vote	2020	673	533	523	98.12%	10	1.88%
Provisional	2020	1	0	0	-	0	-
Total	2020	963	764	751	98.30%	13	1.70%
MIL02							
Polling	3620	441	375	370	98.67%	5	1.33%
Absentee	3620	35	32	32	100.00%	0	0.00%
Early Vote	3620	1290	1082	1068	98.71%	14	1.29%
Provisional	3620	6	5	5	100.00%	0	0.00%
Total	3620	1772	1494	1475	98.73%	19	1.27%
MOR01							
Polling	-	-	-	-	-	-	-
Absentee	-	-	-	-	-	-	-
Early Vote	-	-	-	-	-	-	-
Provisional	-	-	-	-	-	-	-
Total	-	-	-	-	-	-	-
MOR02							
Polling	-	-	-	-	-	-	-
Absentee	-	-	-	-	-	-	-
Early Vote	-	-	-	-	-	-	-
Provisional	-	-	-	-	-	-	-
Total	-	-	-	-	-	-	-
ROS05							
Polling	-	-	-	-	-	-	-
Absentee	-	-	-	-	-	-	-
Early Vote	-	-	-	-	-	-	-
Provisional	-	-	-	-	-	-	-
Total	-	-	-	-	-	-	-
ROS13							
Polling	-	-	-	-	-	-	-
Absentee	-	-	-	-	-	-	-
Early Vote	-	-	-	-	-	-	-
Provisional	-	-	-	-	-	-	-
Total	-	-	-	-	-	-	-
ROS14							
Polling	-	-	-	-	-	-	-
Absentee	-	-	-	-	-	-	-
Early Vote	-	-	-	-	-	-	-
Provisional	-	-	-	-	-	-	-
Total	-	-	-	-	-	-	-
ROS15							
Polling	-	-	-	-	-	-	-
Absentee	-	-	-	-	-	-	-
Early Vote	-	-	-	-	-	-	-
Provisional	-	-	-	-	-	-	-
Total	-	-	-	-	-	-	-
ROS16							

RETRIEVED FROM DEMOCRACYDOCKET.COM

Statement of Votes Cast
Shelby County, TN
State and Federal General Election _Municipal Elections
November 6, 2018
SOVC For Jurisdiction Wide, All Counters, All Races
Official Combined Results

MILLINGTON ALDERMAN POST 1

	Reg. Voters	Times Counted	Total Votes	Bethany K. Huffman		Write-In Votes	
Polling	-	-	-	-	-	-	-
Absentee	-	-	-	-	-	-	-
Early Vote	-	-	-	-	-	-	-
Provisional	-	-	-	-	-	-	-
Total	-	-	-	-	-	-	-
STE00							
Polling	-	-	-	-	-	-	-
Absentee	-	-	-	-	-	-	-
Early Vote	-	-	-	-	-	-	-
Provisional	-	-	-	-	-	-	-
Total	-	-	-	-	-	-	-
Total							
Polling	6367	919	747	737	98.66%	10	1.34%
Absentee	6367	47	38	38	100.00%	0	0.00%
Early Vote	6367	2240	1830	1806	98.69%	24	1.31%
Provisional	6367	8	5	5	100.00%	0	0.00%
Total	6367	3214	2620	2586	98.70%	34	1.30%

RETRIEVED FROM DEMOCRACYDOCKET.COM

Statement of Votes Cast
Shelby County, TN
State and Federal General Election _Municipal Elections
November 6, 2018
SOVC For Jurisdiction Wide, All Counters, All Races
Official Combined Results

MILLINGTON ALDERMAN POST 2

	Reg. Voters	Times Counted	Total Votes	Albert "Al" Bell		Write-In Votes	
Jurisdiction Wide							
00100							
Polling	-	-	-	-	-	-	-
Absentee	-	-	-	-	-	-	-
Early Vote	-	-	-	-	-	-	-
Provisional	-	-	-	-	-	-	-
Total	-	-	-	-	-	-	-
00200							
Polling	-	-	-	-	-	-	-
Absentee	-	-	-	-	-	-	-
Early Vote	-	-	-	-	-	-	-
Provisional	-	-	-	-	-	-	-
Total	-	-	-	-	-	-	-
01100							
Polling	-	-	-	-	-	-	-
Absentee	-	-	-	-	-	-	-
Early Vote	-	-	-	-	-	-	-
Provisional	-	-	-	-	-	-	-
Total	-	-	-	-	-	-	-
01200							
Polling	-	-	-	-	-	-	-
Absentee	-	-	-	-	-	-	-
Early Vote	-	-	-	-	-	-	-
Provisional	-	-	-	-	-	-	-
Total	-	-	-	-	-	-	-
01300							
Polling	-	-	-	-	-	-	-
Absentee	-	-	-	-	-	-	-
Early Vote	-	-	-	-	-	-	-
Provisional	-	-	-	-	-	-	-
Total	-	-	-	-	-	-	-
01601							
Polling	-	-	-	-	-	-	-
Absentee	-	-	-	-	-	-	-
Early Vote	-	-	-	-	-	-	-
Provisional	-	-	-	-	-	-	-
Total	-	-	-	-	-	-	-
01603							
Polling	-	-	-	-	-	-	-
Absentee	-	-	-	-	-	-	-
Early Vote	-	-	-	-	-	-	-
Provisional	-	-	-	-	-	-	-
Total	-	-	-	-	-	-	-
01700							
Polling	-	-	-	-	-	-	-
Absentee	-	-	-	-	-	-	-
Early Vote	-	-	-	-	-	-	-
Provisional	-	-	-	-	-	-	-
Total	-	-	-	-	-	-	-
02001							
Polling	-	-	-	-	-	-	-
Absentee	-	-	-	-	-	-	-
Early Vote	-	-	-	-	-	-	-
Provisional	-	-	-	-	-	-	-
Total	-	-	-	-	-	-	-
02003							
Polling	-	-	-	-	-	-	-
Absentee	-	-	-	-	-	-	-

RETRIEVED FROM DEMOCRACYDOCKET.COM

Statement of Votes Cast
Shelby County, TN
State and Federal General Election _Municipal Elections
November 6, 2018
SOVC For Jurisdiction Wide, All Counters, All Races
Official Combined Results

	MILLINGTON ALDERMAN POST 2					
	Reg. Voters	Times Counted	Total Votes	Albert "Al" Bell	Write-In Votes	
Early Vote	-	-	-	-	-	-
Provisional	-	-	-	-	-	-
Total	-	-	-	-	-	-
02100						
Polling	-	-	-	-	-	-
Absentee	-	-	-	-	-	-
Early Vote	-	-	-	-	-	-
Provisional	-	-	-	-	-	-
Total	-	-	-	-	-	-
02600						
Polling	-	-	-	-	-	-
Absentee	-	-	-	-	-	-
Early Vote	-	-	-	-	-	-
Provisional	-	-	-	-	-	-
Total	-	-	-	-	-	-
02800						
Polling	-	-	-	-	-	-
Absentee	-	-	-	-	-	-
Early Vote	-	-	-	-	-	-
Provisional	-	-	-	-	-	-
Total	-	-	-	-	-	-
03102						
Polling	-	-	-	-	-	-
Absentee	-	-	-	-	-	-
Early Vote	-	-	-	-	-	-
Provisional	-	-	-	-	-	-
Total	-	-	-	-	-	-
03104						
Polling	-	-	-	-	-	-
Absentee	-	-	-	-	-	-
Early Vote	-	-	-	-	-	-
Provisional	-	-	-	-	-	-
Total	-	-	-	-	-	-
03300						
Polling	-	-	-	-	-	-
Absentee	-	-	-	-	-	-
Early Vote	-	-	-	-	-	-
Provisional	-	-	-	-	-	-
Total	-	-	-	-	-	-
03402						
Polling	-	-	-	-	-	-
Absentee	-	-	-	-	-	-
Early Vote	-	-	-	-	-	-
Provisional	-	-	-	-	-	-
Total	-	-	-	-	-	-
03601						
Polling	-	-	-	-	-	-
Absentee	-	-	-	-	-	-
Early Vote	-	-	-	-	-	-
Provisional	-	-	-	-	-	-
Total	-	-	-	-	-	-
03602						
Polling	-	-	-	-	-	-
Absentee	-	-	-	-	-	-
Early Vote	-	-	-	-	-	-
Provisional	-	-	-	-	-	-
Total	-	-	-	-	-	-
03700						

RETRIEVED FROM DEMOCRACYDOCKET.COM

Statement of Votes Cast
Shelby County, TN
State and Federal General Election _Municipal Elections
November 6, 2018
SOVC For Jurisdiction Wide, All Counters, All Races
Official Combined Results

MILLINGTON ALDERMAN POST 2

	Reg. Voters	Times Counted	Total Votes	Albert "Al" Bell		Write-In Votes	
Polling	-	-	-	-	-	-	-
Absentee	-	-	-	-	-	-	-
Early Vote	-	-	-	-	-	-	-
Provisional	-	-	-	-	-	-	-
Total	-	-	-	-	-	-	-
04103							
Polling	-	-	-	-	-	-	-
Absentee	-	-	-	-	-	-	-
Early Vote	-	-	-	-	-	-	-
Provisional	-	-	-	-	-	-	-
Total	-	-	-	-	-	-	-
04201							
Polling	-	-	-	-	-	-	-
Absentee	-	-	-	-	-	-	-
Early Vote	-	-	-	-	-	-	-
Provisional	-	-	-	-	-	-	-
Total	-	-	-	-	-	-	-
04401							
Polling	-	-	-	-	-	-	-
Absentee	-	-	-	-	-	-	-
Early Vote	-	-	-	-	-	-	-
Provisional	-	-	-	-	-	-	-
Total	-	-	-	-	-	-	-
04405							
Polling	-	-	-	-	-	-	-
Absentee	-	-	-	-	-	-	-
Early Vote	-	-	-	-	-	-	-
Provisional	-	-	-	-	-	-	-
Total	-	-	-	-	-	-	-
04502							
Polling	-	-	-	-	-	-	-
Absentee	-	-	-	-	-	-	-
Early Vote	-	-	-	-	-	-	-
Provisional	-	-	-	-	-	-	-
Total	-	-	-	-	-	-	-
04504							
Polling	-	-	-	-	-	-	-
Absentee	-	-	-	-	-	-	-
Early Vote	-	-	-	-	-	-	-
Provisional	-	-	-	-	-	-	-
Total	-	-	-	-	-	-	-
04602							
Polling	-	-	-	-	-	-	-
Absentee	-	-	-	-	-	-	-
Early Vote	-	-	-	-	-	-	-
Provisional	-	-	-	-	-	-	-
Total	-	-	-	-	-	-	-
04700							
Polling	-	-	-	-	-	-	-
Absentee	-	-	-	-	-	-	-
Early Vote	-	-	-	-	-	-	-
Provisional	-	-	-	-	-	-	-
Total	-	-	-	-	-	-	-
04900							
Polling	-	-	-	-	-	-	-
Absentee	-	-	-	-	-	-	-
Early Vote	-	-	-	-	-	-	-
Provisional	-	-	-	-	-	-	-

RETRIEVED FROM DEMOCRACYDOCKET.COM

Statement of Votes Cast
Shelby County, TN
State and Federal General Election _Municipal Elections
November 6, 2018
SOVC For Jurisdiction Wide, All Counters, All Races
Official Combined Results

	MILLINGTON ALDERMAN POST 2				
	Reg. Voters	Times Counted	Total Votes	Albert "Al" Bell	Write-In Votes
Total	-	-	-	-	-
05001					
Polling	-	-	-	-	-
Absentee	-	-	-	-	-
Early Vote	-	-	-	-	-
Provisional	-	-	-	-	-
Total	-	-	-	-	-
05002					
Polling	-	-	-	-	-
Absentee	-	-	-	-	-
Early Vote	-	-	-	-	-
Provisional	-	-	-	-	-
Total	-	-	-	-	-
05201					
Polling	-	-	-	-	-
Absentee	-	-	-	-	-
Early Vote	-	-	-	-	-
Provisional	-	-	-	-	-
Total	-	-	-	-	-
05301					
Polling	-	-	-	-	-
Absentee	-	-	-	-	-
Early Vote	-	-	-	-	-
Provisional	-	-	-	-	-
Total	-	-	-	-	-
05400					
Polling	-	-	-	-	-
Absentee	-	-	-	-	-
Early Vote	-	-	-	-	-
Provisional	-	-	-	-	-
Total	-	-	-	-	-
05502					
Polling	-	-	-	-	-
Absentee	-	-	-	-	-
Early Vote	-	-	-	-	-
Provisional	-	-	-	-	-
Total	-	-	-	-	-
05700					
Polling	-	-	-	-	-
Absentee	-	-	-	-	-
Early Vote	-	-	-	-	-
Provisional	-	-	-	-	-
Total	-	-	-	-	-
05801					
Polling	-	-	-	-	-
Absentee	-	-	-	-	-
Early Vote	-	-	-	-	-
Provisional	-	-	-	-	-
Total	-	-	-	-	-
05804					
Polling	-	-	-	-	-
Absentee	-	-	-	-	-
Early Vote	-	-	-	-	-
Provisional	-	-	-	-	-
Total	-	-	-	-	-
05905					
Polling	-	-	-	-	-
Absentee	-	-	-	-	-

RETRIEVED FROM DEMOCRACYDOCKET.COM

Statement of Votes Cast
Shelby County, TN
State and Federal General Election _Municipal Elections
November 6, 2018
SOVC For Jurisdiction Wide, All Counters, All Races
Official Combined Results

	MILLINGTON ALDERMAN POST 2				
	Reg. Voters	Times Counted	Total Votes	Albert "Al" Bell	Write-In Votes
Early Vote	-	-	-	-	-
Provisional	-	-	-	-	-
Total	-	-	-	-	-
06003					
Polling	-	-	-	-	-
Absentee	-	-	-	-	-
Early Vote	-	-	-	-	-
Provisional	-	-	-	-	-
Total	-	-	-	-	-
06005					
Polling	-	-	-	-	-
Absentee	-	-	-	-	-
Early Vote	-	-	-	-	-
Provisional	-	-	-	-	-
Total	-	-	-	-	-
06006					
Polling	-	-	-	-	-
Absentee	-	-	-	-	-
Early Vote	-	-	-	-	-
Provisional	-	-	-	-	-
Total	-	-	-	-	-
06007					
Polling	-	-	-	-	-
Absentee	-	-	-	-	-
Early Vote	-	-	-	-	-
Provisional	-	-	-	-	-
Total	-	-	-	-	-
06009					
Polling	-	-	-	-	-
Absentee	-	-	-	-	-
Early Vote	-	-	-	-	-
Provisional	-	-	-	-	-
Total	-	-	-	-	-
06100					
Polling	-	-	-	-	-
Absentee	-	-	-	-	-
Early Vote	-	-	-	-	-
Provisional	-	-	-	-	-
Total	-	-	-	-	-
06200					
Polling	-	-	-	-	-
Absentee	-	-	-	-	-
Early Vote	-	-	-	-	-
Provisional	-	-	-	-	-
Total	-	-	-	-	-
06400					
Polling	-	-	-	-	-
Absentee	-	-	-	-	-
Early Vote	-	-	-	-	-
Provisional	-	-	-	-	-
Total	-	-	-	-	-
06600					
Polling	-	-	-	-	-
Absentee	-	-	-	-	-
Early Vote	-	-	-	-	-
Provisional	-	-	-	-	-
Total	-	-	-	-	-
06701					

RETRIEVED FROM DEMOCRACYDOCKET.COM

Statement of Votes Cast
Shelby County, TN
State and Federal General Election _Municipal Elections
November 6, 2018
SOVC For Jurisdiction Wide, All Counters, All Races
Official Combined Results

MILLINGTON ALDERMAN POST 2

	Reg. Voters	Times Counted	Total Votes	Albert "Al" Bell		Write-In Votes	
Polling	-	-	-	-	-	-	-
Absentee	-	-	-	-	-	-	-
Early Vote	-	-	-	-	-	-	-
Provisional	-	-	-	-	-	-	-
Total	-	-	-	-	-	-	-
06703							
Polling	-	-	-	-	-	-	-
Absentee	-	-	-	-	-	-	-
Early Vote	-	-	-	-	-	-	-
Provisional	-	-	-	-	-	-	-
Total	-	-	-	-	-	-	-
06801							
Polling	-	-	-	-	-	-	-
Absentee	-	-	-	-	-	-	-
Early Vote	-	-	-	-	-	-	-
Provisional	-	-	-	-	-	-	-
Total	-	-	-	-	-	-	-
06803							
Polling	-	-	-	-	-	-	-
Absentee	-	-	-	-	-	-	-
Early Vote	-	-	-	-	-	-	-
Provisional	-	-	-	-	-	-	-
Total	-	-	-	-	-	-	-
06902							
Polling	-	-	-	-	-	-	-
Absentee	-	-	-	-	-	-	-
Early Vote	-	-	-	-	-	-	-
Provisional	-	-	-	-	-	-	-
Total	-	-	-	-	-	-	-
07001							
Polling	-	-	-	-	-	-	-
Absentee	-	-	-	-	-	-	-
Early Vote	-	-	-	-	-	-	-
Provisional	-	-	-	-	-	-	-
Total	-	-	-	-	-	-	-
07002							
Polling	-	-	-	-	-	-	-
Absentee	-	-	-	-	-	-	-
Early Vote	-	-	-	-	-	-	-
Provisional	-	-	-	-	-	-	-
Total	-	-	-	-	-	-	-
07104							
Polling	-	-	-	-	-	-	-
Absentee	-	-	-	-	-	-	-
Early Vote	-	-	-	-	-	-	-
Provisional	-	-	-	-	-	-	-
Total	-	-	-	-	-	-	-
07203							
Polling	-	-	-	-	-	-	-
Absentee	-	-	-	-	-	-	-
Early Vote	-	-	-	-	-	-	-
Provisional	-	-	-	-	-	-	-
Total	-	-	-	-	-	-	-
07207							
Polling	-	-	-	-	-	-	-
Absentee	-	-	-	-	-	-	-
Early Vote	-	-	-	-	-	-	-
Provisional	-	-	-	-	-	-	-

RETRIEVED FROM DEMOCRACYDOCKET.COM

Statement of Votes Cast
Shelby County, TN
State and Federal General Election _Municipal Elections
November 6, 2018
SOVC For Jurisdiction Wide, All Counters, All Races
Official Combined Results

	MILLINGTON ALDERMAN POST 2					
	Reg. Voters	Times Counted	Total Votes	Albert "Al" Bell	Write-In Votes	
Total	-	-	-	-	-	-
07301						
Polling	-	-	-	-	-	-
Absentee	-	-	-	-	-	-
Early Vote	-	-	-	-	-	-
Provisional	-	-	-	-	-	-
Total	-	-	-	-	-	-
07303						
Polling	-	-	-	-	-	-
Absentee	-	-	-	-	-	-
Early Vote	-	-	-	-	-	-
Provisional	-	-	-	-	-	-
Total	-	-	-	-	-	-
07401						
Polling	-	-	-	-	-	-
Absentee	-	-	-	-	-	-
Early Vote	-	-	-	-	-	-
Provisional	-	-	-	-	-	-
Total	-	-	-	-	-	-
07402						
Polling	-	-	-	-	-	-
Absentee	-	-	-	-	-	-
Early Vote	-	-	-	-	-	-
Provisional	-	-	-	-	-	-
Total	-	-	-	-	-	-
07405						
Polling	-	-	-	-	-	-
Absentee	-	-	-	-	-	-
Early Vote	-	-	-	-	-	-
Provisional	-	-	-	-	-	-
Total	-	-	-	-	-	-
07409						
Polling	-	-	-	-	-	-
Absentee	-	-	-	-	-	-
Early Vote	-	-	-	-	-	-
Provisional	-	-	-	-	-	-
Total	-	-	-	-	-	-
07501						
Polling	-	-	-	-	-	-
Absentee	-	-	-	-	-	-
Early Vote	-	-	-	-	-	-
Provisional	-	-	-	-	-	-
Total	-	-	-	-	-	-
07506						
Polling	-	-	-	-	-	-
Absentee	-	-	-	-	-	-
Early Vote	-	-	-	-	-	-
Provisional	-	-	-	-	-	-
Total	-	-	-	-	-	-
07507						
Polling	-	-	-	-	-	-
Absentee	-	-	-	-	-	-
Early Vote	-	-	-	-	-	-
Provisional	-	-	-	-	-	-
Total	-	-	-	-	-	-
07511						
Polling	-	-	-	-	-	-
Absentee	-	-	-	-	-	-

RETRIEVED FROM DEMOCRACYDOCKET.COM

Statement of Votes Cast
Shelby County, TN
State and Federal General Election _Municipal Elections
November 6, 2018
SOVC For Jurisdiction Wide, All Counters, All Races
Official Combined Results

MILLINGTON ALDERMAN POST 2

	Reg. Voters	Times Counted	Total Votes	Albert "Al" Bell	Write-In Votes		
Early Vote	-	-	-	-	-	-	-
Provisional	-	-	-	-	-	-	-
Total	-	-	-	-	-	-	-
07604							
Polling	-	-	-	-	-	-	-
Absentee	-	-	-	-	-	-	-
Early Vote	-	-	-	-	-	-	-
Provisional	-	-	-	-	-	-	-
Total	-	-	-	-	-	-	-
07605							
Polling	-	-	-	-	-	-	-
Absentee	-	-	-	-	-	-	-
Early Vote	-	-	-	-	-	-	-
Provisional	-	-	-	-	-	-	-
Total	-	-	-	-	-	-	-
07606							
Polling	-	-	-	-	-	-	-
Absentee	-	-	-	-	-	-	-
Early Vote	-	-	-	-	-	-	-
Provisional	-	-	-	-	-	-	-
Total	-	-	-	-	-	-	-
07701							
Polling	-	-	-	-	-	-	-
Absentee	-	-	-	-	-	-	-
Early Vote	-	-	-	-	-	-	-
Provisional	-	-	-	-	-	-	-
Total	-	-	-	-	-	-	-
07703							
Polling	-	-	-	-	-	-	-
Absentee	-	-	-	-	-	-	-
Early Vote	-	-	-	-	-	-	-
Provisional	-	-	-	-	-	-	-
Total	-	-	-	-	-	-	-
07803							
Polling	-	-	-	-	-	-	-
Absentee	-	-	-	-	-	-	-
Early Vote	-	-	-	-	-	-	-
Provisional	-	-	-	-	-	-	-
Total	-	-	-	-	-	-	-
07901							
Polling	-	-	-	-	-	-	-
Absentee	-	-	-	-	-	-	-
Early Vote	-	-	-	-	-	-	-
Provisional	-	-	-	-	-	-	-
Total	-	-	-	-	-	-	-
07902							
Polling	-	-	-	-	-	-	-
Absentee	-	-	-	-	-	-	-
Early Vote	-	-	-	-	-	-	-
Provisional	-	-	-	-	-	-	-
Total	-	-	-	-	-	-	-
07903							
Polling	-	-	-	-	-	-	-
Absentee	-	-	-	-	-	-	-
Early Vote	-	-	-	-	-	-	-
Provisional	-	-	-	-	-	-	-
Total	-	-	-	-	-	-	-
07907							

RETRIEVED FROM DEMOCRACYDOCKET.COM

Statement of Votes Cast
Shelby County, TN
State and Federal General Election _Municipal Elections
November 6, 2018
SOVC For Jurisdiction Wide, All Counters, All Races
Official Combined Results

MILLINGTON ALDERMAN POST 2

	Reg. Voters	Times Counted	Total Votes	Albert "Al" Bell		Write-In Votes	
Polling	-	-	-	-	-	-	-
Absentee	-	-	-	-	-	-	-
Early Vote	-	-	-	-	-	-	-
Provisional	-	-	-	-	-	-	-
Total	-	-	-	-	-	-	-
08002							
Polling	-	-	-	-	-	-	-
Absentee	-	-	-	-	-	-	-
Early Vote	-	-	-	-	-	-	-
Provisional	-	-	-	-	-	-	-
Total	-	-	-	-	-	-	-
08101							
Polling	-	-	-	-	-	-	-
Absentee	-	-	-	-	-	-	-
Early Vote	-	-	-	-	-	-	-
Provisional	-	-	-	-	-	-	-
Total	-	-	-	-	-	-	-
08103							
Polling	-	-	-	-	-	-	-
Absentee	-	-	-	-	-	-	-
Early Vote	-	-	-	-	-	-	-
Provisional	-	-	-	-	-	-	-
Total	-	-	-	-	-	-	-
08105							
Polling	-	-	-	-	-	-	-
Absentee	-	-	-	-	-	-	-
Early Vote	-	-	-	-	-	-	-
Provisional	-	-	-	-	-	-	-
Total	-	-	-	-	-	-	-
08107							
Polling	-	-	-	-	-	-	-
Absentee	-	-	-	-	-	-	-
Early Vote	-	-	-	-	-	-	-
Provisional	-	-	-	-	-	-	-
Total	-	-	-	-	-	-	-
08202							
Polling	-	-	-	-	-	-	-
Absentee	-	-	-	-	-	-	-
Early Vote	-	-	-	-	-	-	-
Provisional	-	-	-	-	-	-	-
Total	-	-	-	-	-	-	-
08300							
Polling	-	-	-	-	-	-	-
Absentee	-	-	-	-	-	-	-
Early Vote	-	-	-	-	-	-	-
Provisional	-	-	-	-	-	-	-
Total	-	-	-	-	-	-	-
08402							
Polling	-	-	-	-	-	-	-
Absentee	-	-	-	-	-	-	-
Early Vote	-	-	-	-	-	-	-
Provisional	-	-	-	-	-	-	-
Total	-	-	-	-	-	-	-
08600							
Polling	-	-	-	-	-	-	-
Absentee	-	-	-	-	-	-	-
Early Vote	-	-	-	-	-	-	-
Provisional	-	-	-	-	-	-	-

RETRIEVED FROM DEMOCRACYDOCKET.COM

Statement of Votes Cast
Shelby County, TN
State and Federal General Election _Municipal Elections
November 6, 2018
SOVC For Jurisdiction Wide, All Counters, All Races
Official Combined Results

MILLINGTON ALDERMAN POST 2

	Reg. Voters	Times Counted	Total Votes	Albert "Al" Bell	Write-In Votes		
Total	-	-	-	-	-	-	-
08702							
Polling	-	-	-	-	-	-	-
Absentee	-	-	-	-	-	-	-
Early Vote	-	-	-	-	-	-	-
Provisional	-	-	-	-	-	-	-
Total	-	-	-	-	-	-	-
08703							
Polling	-	-	-	-	-	-	-
Absentee	-	-	-	-	-	-	-
Early Vote	-	-	-	-	-	-	-
Provisional	-	-	-	-	-	-	-
Total	-	-	-	-	-	-	-
08704							
Polling	-	-	-	-	-	-	-
Absentee	-	-	-	-	-	-	-
Early Vote	-	-	-	-	-	-	-
Provisional	-	-	-	-	-	-	-
Total	-	-	-	-	-	-	-
08802							
Polling	-	-	-	-	-	-	-
Absentee	-	-	-	-	-	-	-
Early Vote	-	-	-	-	-	-	-
Provisional	-	-	-	-	-	-	-
Total	-	-	-	-	-	-	-
08803							
Polling	-	-	-	-	-	-	-
Absentee	-	-	-	-	-	-	-
Early Vote	-	-	-	-	-	-	-
Provisional	-	-	-	-	-	-	-
Total	-	-	-	-	-	-	-
08804							
Polling	-	-	-	-	-	-	-
Absentee	-	-	-	-	-	-	-
Early Vote	-	-	-	-	-	-	-
Provisional	-	-	-	-	-	-	-
Total	-	-	-	-	-	-	-
08901							
Polling	-	-	-	-	-	-	-
Absentee	-	-	-	-	-	-	-
Early Vote	-	-	-	-	-	-	-
Provisional	-	-	-	-	-	-	-
Total	-	-	-	-	-	-	-
08902							
Polling	-	-	-	-	-	-	-
Absentee	-	-	-	-	-	-	-
Early Vote	-	-	-	-	-	-	-
Provisional	-	-	-	-	-	-	-
Total	-	-	-	-	-	-	-
09002							
Polling	-	-	-	-	-	-	-
Absentee	-	-	-	-	-	-	-
Early Vote	-	-	-	-	-	-	-
Provisional	-	-	-	-	-	-	-
Total	-	-	-	-	-	-	-
09003							
Polling	-	-	-	-	-	-	-
Absentee	-	-	-	-	-	-	-

RETRIEVED FROM DEMOCRACYDOCKET.COM

Statement of Votes Cast
Shelby County, TN
State and Federal General Election _Municipal Elections
November 6, 2018
SOVC For Jurisdiction Wide, All Counters, All Races
Official Combined Results

	MILLINGTON ALDERMAN POST 2				
	Reg. Voters	Times Counted	Total Votes	Albert "Al" Bell	Write-In Votes
Early Vote	-	-	-	-	-
Provisional	-	-	-	-	-
Total	-	-	-	-	-
09101					
Polling	-	-	-	-	-
Absentee	-	-	-	-	-
Early Vote	-	-	-	-	-
Provisional	-	-	-	-	-
Total	-	-	-	-	-
09102					
Polling	-	-	-	-	-
Absentee	-	-	-	-	-
Early Vote	-	-	-	-	-
Provisional	-	-	-	-	-
Total	-	-	-	-	-
09104					
Polling	-	-	-	-	-
Absentee	-	-	-	-	-
Early Vote	-	-	-	-	-
Provisional	-	-	-	-	-
Total	-	-	-	-	-
09201					
Polling	-	-	-	-	-
Absentee	-	-	-	-	-
Early Vote	-	-	-	-	-
Provisional	-	-	-	-	-
Total	-	-	-	-	-
09301					
Polling	-	-	-	-	-
Absentee	-	-	-	-	-
Early Vote	-	-	-	-	-
Provisional	-	-	-	-	-
Total	-	-	-	-	-
09303					
Polling	-	-	-	-	-
Absentee	-	-	-	-	-
Early Vote	-	-	-	-	-
Provisional	-	-	-	-	-
Total	-	-	-	-	-
09403					
Polling	-	-	-	-	-
Absentee	-	-	-	-	-
Early Vote	-	-	-	-	-
Provisional	-	-	-	-	-
Total	-	-	-	-	-
09406					
Polling	-	-	-	-	-
Absentee	-	-	-	-	-
Early Vote	-	-	-	-	-
Provisional	-	-	-	-	-
Total	-	-	-	-	-
09407					
Polling	-	-	-	-	-
Absentee	-	-	-	-	-
Early Vote	-	-	-	-	-
Provisional	-	-	-	-	-
Total	-	-	-	-	-
09408					

RETRIEVED FROM DEMOCRACYDOCKET.COM

Statement of Votes Cast
Shelby County, TN
State and Federal General Election _Municipal Elections
November 6, 2018
SOVC For Jurisdiction Wide, All Counters, All Races
Official Combined Results

MILLINGTON ALDERMAN POST 2

	Reg. Voters	Times Counted	Total Votes	Albert "Al" Bell		Write-In Votes	
Polling	-	-	-	-	-	-	-
Absentee	-	-	-	-	-	-	-
Early Vote	-	-	-	-	-	-	-
Provisional	-	-	-	-	-	-	-
Total	-	-	-	-	-	-	-
09501							
Polling	-	-	-	-	-	-	-
Absentee	-	-	-	-	-	-	-
Early Vote	-	-	-	-	-	-	-
Provisional	-	-	-	-	-	-	-
Total	-	-	-	-	-	-	-
09505							
Polling	-	-	-	-	-	-	-
Absentee	-	-	-	-	-	-	-
Early Vote	-	-	-	-	-	-	-
Provisional	-	-	-	-	-	-	-
Total	-	-	-	-	-	-	-
09506							
Polling	-	-	-	-	-	-	-
Absentee	-	-	-	-	-	-	-
Early Vote	-	-	-	-	-	-	-
Provisional	-	-	-	-	-	-	-
Total	-	-	-	-	-	-	-
09507							
Polling	-	-	-	-	-	-	-
Absentee	-	-	-	-	-	-	-
Early Vote	-	-	-	-	-	-	-
Provisional	-	-	-	-	-	-	-
Total	-	-	-	-	-	-	-
09508							
Polling	-	-	-	-	-	-	-
Absentee	-	-	-	-	-	-	-
Early Vote	-	-	-	-	-	-	-
Provisional	-	-	-	-	-	-	-
Total	-	-	-	-	-	-	-
09601							
Polling	-	-	-	-	-	-	-
Absentee	-	-	-	-	-	-	-
Early Vote	-	-	-	-	-	-	-
Provisional	-	-	-	-	-	-	-
Total	-	-	-	-	-	-	-
09602							
Polling	-	-	-	-	-	-	-
Absentee	-	-	-	-	-	-	-
Early Vote	-	-	-	-	-	-	-
Provisional	-	-	-	-	-	-	-
Total	-	-	-	-	-	-	-
ARL01							
Polling	-	-	-	-	-	-	-
Absentee	-	-	-	-	-	-	-
Early Vote	-	-	-	-	-	-	-
Provisional	-	-	-	-	-	-	-
Total	-	-	-	-	-	-	-
ARL02							
Polling	-	-	-	-	-	-	-
Absentee	-	-	-	-	-	-	-
Early Vote	-	-	-	-	-	-	-
Provisional	-	-	-	-	-	-	-

RETRIEVED FROM DEMOCRACYDOCKET.COM

Statement of Votes Cast
Shelby County, TN
State and Federal General Election _Municipal Elections
November 6, 2018
SOVC For Jurisdiction Wide, All Counters, All Races
Official Combined Results

	MILLINGTON ALDERMAN POST 2					
	Reg. Voters	Times Counted	Total Votes	Albert "Al" Bell	Write-In Votes	
Total	-	-	-	-	-	-
BAR03						
Polling	-	-	-	-	-	-
Absentee	-	-	-	-	-	-
Early Vote	-	-	-	-	-	-
Provisional	-	-	-	-	-	-
Total	-	-	-	-	-	-
BAR04						
Polling	-	-	-	-	-	-
Absentee	-	-	-	-	-	-
Early Vote	-	-	-	-	-	-
Provisional	-	-	-	-	-	-
Total	-	-	-	-	-	-
BAR05						
Polling	-	-	-	-	-	-
Absentee	-	-	-	-	-	-
Early Vote	-	-	-	-	-	-
Provisional	-	-	-	-	-	-
Total	-	-	-	-	-	-
BAR06						
Polling	-	-	-	-	-	-
Absentee	-	-	-	-	-	-
Early Vote	-	-	-	-	-	-
Provisional	-	-	-	-	-	-
Total	-	-	-	-	-	-
BAR08						
Polling	-	-	-	-	-	-
Absentee	-	-	-	-	-	-
Early Vote	-	-	-	-	-	-
Provisional	-	-	-	-	-	-
Total	-	-	-	-	-	-
BAR09						
Polling	-	-	-	-	-	-
Absentee	-	-	-	-	-	-
Early Vote	-	-	-	-	-	-
Provisional	-	-	-	-	-	-
Total	-	-	-	-	-	-
BAR11						
Polling	-	-	-	-	-	-
Absentee	-	-	-	-	-	-
Early Vote	-	-	-	-	-	-
Provisional	-	-	-	-	-	-
Total	-	-	-	-	-	-
BAR13						
Polling	-	-	-	-	-	-
Absentee	-	-	-	-	-	-
Early Vote	-	-	-	-	-	-
Provisional	-	-	-	-	-	-
Total	-	-	-	-	-	-
BRU01						
Polling	-	-	-	-	-	-
Absentee	-	-	-	-	-	-
Early Vote	-	-	-	-	-	-
Provisional	-	-	-	-	-	-
Total	-	-	-	-	-	-
BRU02						
Polling	-	-	-	-	-	-
Absentee	-	-	-	-	-	-

RETRIEVED FROM DEMOCRACYDOCKET.COM

Statement of Votes Cast
Shelby County, TN
State and Federal General Election _Municipal Elections
November 6, 2018
SOVC For Jurisdiction Wide, All Counters, All Races
Official Combined Results

	MILLINGTON ALDERMAN POST 2				
	Reg. Voters	Times Counted	Total Votes	Albert "Al" Bell	Write-In Votes
Early Vote	-	-	-	-	-
Provisional	-	-	-	-	-
Total	-	-	-	-	-
COL01					
Polling	-	-	-	-	-
Absentee	-	-	-	-	-
Early Vote	-	-	-	-	-
Provisional	-	-	-	-	-
Total	-	-	-	-	-
COL02					
Polling	-	-	-	-	-
Absentee	-	-	-	-	-
Early Vote	-	-	-	-	-
Provisional	-	-	-	-	-
Total	-	-	-	-	-
COL03					
Polling	-	-	-	-	-
Absentee	-	-	-	-	-
Early Vote	-	-	-	-	-
Provisional	-	-	-	-	-
Total	-	-	-	-	-
COL04					
Polling	-	-	-	-	-
Absentee	-	-	-	-	-
Early Vote	-	-	-	-	-
Provisional	-	-	-	-	-
Total	-	-	-	-	-
COL05					
Polling	-	-	-	-	-
Absentee	-	-	-	-	-
Early Vote	-	-	-	-	-
Provisional	-	-	-	-	-
Total	-	-	-	-	-
COL06					
Polling	-	-	-	-	-
Absentee	-	-	-	-	-
Early Vote	-	-	-	-	-
Provisional	-	-	-	-	-
Total	-	-	-	-	-
COL07					
Polling	-	-	-	-	-
Absentee	-	-	-	-	-
Early Vote	-	-	-	-	-
Provisional	-	-	-	-	-
Total	-	-	-	-	-
COL08					
Polling	-	-	-	-	-
Absentee	-	-	-	-	-
Early Vote	-	-	-	-	-
Provisional	-	-	-	-	-
Total	-	-	-	-	-
COL09					
Polling	-	-	-	-	-
Absentee	-	-	-	-	-
Early Vote	-	-	-	-	-
Provisional	-	-	-	-	-
Total	-	-	-	-	-
COR03					

RETRIEVED FROM DEMOCRACYDOCKET.COM

Statement of Votes Cast
Shelby County, TN
State and Federal General Election _Municipal Elections
November 6, 2018
SOVC For Jurisdiction Wide, All Counters, All Races
Official Combined Results

MILLINGTON ALDERMAN POST 2

	Reg. Voters	Times Counted	Total Votes	Albert "Al" Bell		Write-In Votes	
Polling	-	-	-	-	-	-	-
Absentee	-	-	-	-	-	-	-
Early Vote	-	-	-	-	-	-	-
Provisional	-	-	-	-	-	-	-
Total	-	-	-	-	-	-	-
COR04							
Polling	-	-	-	-	-	-	-
Absentee	-	-	-	-	-	-	-
Early Vote	-	-	-	-	-	-	-
Provisional	-	-	-	-	-	-	-
Total	-	-	-	-	-	-	-
COR05							
Polling	-	-	-	-	-	-	-
Absentee	-	-	-	-	-	-	-
Early Vote	-	-	-	-	-	-	-
Provisional	-	-	-	-	-	-	-
Total	-	-	-	-		-	-
EAD00							
Polling	-	-	-	-		-	-
Absentee	-	-	-	-		-	-
Early Vote	-	-	-	-		-	-
Provisional	-	-	-	-		-	-
Total	-	-	-	-	-	-	-
FOR01							
Polling	-	-	-	-	-	-	-
Absentee	-	-	-	-	-	-	-
Early Vote	-	-	-	-	-	-	-
Provisional	-	-	-	-	-	-	-
Total	-	-	-	-	-	-	-
FOR02							
Polling	-	-	-	-	-	-	-
Absentee	-	-	-	-	-	-	-
Early Vote	-	-	-	-	-	-	-
Provisional	-	-	-	-	-	-	-
Total	-	-	-	-	-	-	-
FOR03							
Polling	-	-	-	-	-	-	-
Absentee	-	-	-	-	-	-	-
Early Vote	-	-	-	-	-	-	-
Provisional	-	-	-	-	-	-	-
Total	-	-	-	-	-	-	-
GER02							
Polling	-	-	-	-	-	-	-
Absentee	-	-	-	-	-	-	-
Early Vote	-	-	-	-	-	-	-
Provisional	-	-	-	-	-	-	-
Total	-	-	-	-	-	-	-
GER03							
Polling	-	-	-	-	-	-	-
Absentee	-	-	-	-	-	-	-
Early Vote	-	-	-	-	-	-	-
Provisional	-	-	-	-	-	-	-
Total	-	-	-	-	-	-	-
GER04							
Polling	-	-	-	-	-	-	-
Absentee	-	-	-	-	-	-	-
Early Vote	-	-	-	-	-	-	-
Provisional	-	-	-	-	-	-	-

RETRIEVED FROM DEMOCRACYDOCKET.COM

Statement of Votes Cast
Shelby County, TN
State and Federal General Election _Municipal Elections
November 6, 2018
SOVC For Jurisdiction Wide, All Counters, All Races
Official Combined Results

MILLINGTON ALDERMAN POST 2

	Reg. Voters	Times Counted	Total Votes	Albert "Al" Bell		Write-In Votes	
Total	-	-	-	-	-	-	-
GER05							
Polling	-	-	-	-	-	-	-
Absentee	-	-	-	-	-	-	-
Early Vote	-	-	-	-	-	-	-
Provisional	-	-	-	-	-	-	-
Total	-	-	-	-	-	-	-
GER06							
Polling	-	-	-	-	-	-	-
Absentee	-	-	-	-	-	-	-
Early Vote	-	-	-	-	-	-	-
Provisional	-	-	-	-	-	-	-
Total	-	-	-	-	-	-	-
GER08							
Polling	-	-	-	-	-	-	-
Absentee	-	-	-	-	-	-	-
Early Vote	-	-	-	-	-	-	-
Provisional	-	-	-	-	-	-	-
Total	-	-	-	-	-	-	-
GER10							
Polling	-	-	-	-	-	-	-
Absentee	-	-	-	-	-	-	-
Early Vote	-	-	-	-	-	-	-
Provisional	-	-	-	-	-	-	-
Total	-	-	-	-	-	-	-
GER11							
Polling	-	-	-	-	-	-	-
Absentee	-	-	-	-	-	-	-
Early Vote	-	-	-	-	-	-	-
Provisional	-	-	-	-	-	-	-
Total	-	-	-	-	-	-	-
GER12							
Polling	-	-	-	-	-	-	-
Absentee	-	-	-	-	-	-	-
Early Vote	-	-	-	-	-	-	-
Provisional	-	-	-	-	-	-	-
Total	-	-	-	-	-	-	-
LAK01							
Polling	-	-	-	-	-	-	-
Absentee	-	-	-	-	-	-	-
Early Vote	-	-	-	-	-	-	-
Provisional	-	-	-	-	-	-	-
Total	-	-	-	-	-	-	-
LAK02							
Polling	-	-	-	-	-	-	-
Absentee	-	-	-	-	-	-	-
Early Vote	-	-	-	-	-	-	-
Provisional	-	-	-	-	-	-	-
Total	-	-	-	-	-	-	-
LUC01							
Polling	622	180	127	127	100.00%	0	0.00%
Absentee	622	4	1	1	100.00%	0	0.00%
Early Vote	622	234	174	174	100.00%	0	0.00%
Provisional	622	1	0	0	-	0	-
Total	622	419	302	302	100.00%	0	0.00%
LUC03							
Polling	105	17	8	8	100.00%	0	0.00%
Absentee	105	0	0	0	-	0	-

RETRIEVED FROM DEMOCRACYDOCKET.COM

Statement of Votes Cast
Shelby County, TN
State and Federal General Election _Municipal Elections
November 6, 2018
SOVC For Jurisdiction Wide, All Counters, All Races
Official Combined Results

MILLINGTON ALDERMAN POST 2

	Reg. Voters	Times Counted	Total Votes	Albert "Al" Bell		Write-In Votes	
Early Vote	105	43	31	31	100.00%	0	0.00%
Provisional	105	0	0	0	-	0	-
Total	105	60	39	39	100.00%	0	0.00%
MCC00							
Polling	-	-	-	-	-	-	-
Absentee	-	-	-	-	-	-	-
Early Vote	-	-	-	-	-	-	-
Provisional	-	-	-	-	-	-	-
Total	-	-	-	-	-	-	-
MIL01							
Polling	2020	281	225	221	98.22%	4	1.78%
Absentee	2020	8	5	5	100.00%	0	0.00%
Early Vote	2020	673	513	512	99.81%	1	0.19%
Provisional	2020	1	0	0	-	0	-
Total	2020	963	743	738	99.33%	5	0.67%
MIL02							
Polling	3620	441	366	361	98.63%	5	1.37%
Absentee	3620	35	31	31	100.00%	0	0.00%
Early Vote	3620	1290	1041	1029	98.85%	12	1.15%
Provisional	3620	6	5	5	100.00%	0	0.00%
Total	3620	1772	1443	1426	98.82%	17	1.18%
MOR01							
Polling	-	-	-	-	-	-	-
Absentee	-	-	-	-	-	-	-
Early Vote	-	-	-	-	-	-	-
Provisional	-	-	-	-	-	-	-
Total	-	-	-	-	-	-	-
MOR02							
Polling	-	-	-	-	-	-	-
Absentee	-	-	-	-	-	-	-
Early Vote	-	-	-	-	-	-	-
Provisional	-	-	-	-	-	-	-
Total	-	-	-	-	-	-	-
ROS05							
Polling	-	-	-	-	-	-	-
Absentee	-	-	-	-	-	-	-
Early Vote	-	-	-	-	-	-	-
Provisional	-	-	-	-	-	-	-
Total	-	-	-	-	-	-	-
ROS13							
Polling	-	-	-	-	-	-	-
Absentee	-	-	-	-	-	-	-
Early Vote	-	-	-	-	-	-	-
Provisional	-	-	-	-	-	-	-
Total	-	-	-	-	-	-	-
ROS14							
Polling	-	-	-	-	-	-	-
Absentee	-	-	-	-	-	-	-
Early Vote	-	-	-	-	-	-	-
Provisional	-	-	-	-	-	-	-
Total	-	-	-	-	-	-	-
ROS15							
Polling	-	-	-	-	-	-	-
Absentee	-	-	-	-	-	-	-
Early Vote	-	-	-	-	-	-	-
Provisional	-	-	-	-	-	-	-
Total	-	-	-	-	-	-	-
ROS16							

RETRIEVED FROM DEMOCRACYDOCKET.COM

Statement of Votes Cast
Shelby County, TN
State and Federal General Election _Municipal Elections
November 6, 2018
SOVC For Jurisdiction Wide, All Counters, All Races
Official Combined Results

	MILLINGTON ALDERMAN POST 2						
	Reg. Voters	Times Counted	Total Votes	Albert "Al" Bell		Write-In Votes	
Polling	-	-	-	-	-	-	-
Absentee	-	-	-	-	-	-	-
Early Vote	-	-	-	-	-	-	-
Provisional	-	-	-	-	-	-	-
Total	-	-	-	-	-	-	-
STE00							
Polling	-	-	-	-	-	-	-
Absentee	-	-	-	-	-	-	-
Early Vote	-	-	-	-	-	-	-
Provisional	-	-	-	-	-	-	-
Total	-	-	-	-	-	-	-
Total							
Polling	6367	919	726	717	98.76%	9	1.24%
Absentee	6367	47	37	37	100.00%	0	0.00%
Early Vote	6367	2240	1759	1746	99.26%	13	0.74%
Provisional	6367	8	5	5	100.00%	0	0.00%
Total	6367	3214	2527	2505	99.13%	22	0.87%

RETRIEVED FROM DEMOCRACYDOCKET.COM

Statement of Votes Cast
Shelby County, TN
State and Federal General Election _Municipal Elections
November 6, 2018
SOVC For Jurisdiction Wide, All Counters, All Races
Official Combined Results

	MILLINGTON ALDERMAN POST 3					
	Reg. Voters	Times Counted	Total Votes	Jon Crisp		Write-In Votes
Jurisdiction Wide						
00100						
Polling	-	-	-	-	-	-
Absentee	-	-	-	-	-	-
Early Vote	-	-	-	-	-	-
Provisional	-	-	-	-	-	-
Total	-	-	-	-	-	-
00200						
Polling	-	-	-	-	-	-
Absentee	-	-	-	-	-	-
Early Vote	-	-	-	-	-	-
Provisional	-	-	-	-	-	-
Total	-	-	-	-	-	-
01100						
Polling	-	-	-	-	-	-
Absentee	-	-	-	-	-	-
Early Vote	-	-	-	-	-	-
Provisional	-	-	-	-	-	-
Total	-	-	-	-	-	-
01200						
Polling	-	-	-	-	-	-
Absentee	-	-	-	-	-	-
Early Vote	-	-	-	-	-	-
Provisional	-	-	-	-	-	-
Total	-	-	-	-	-	-
01300						
Polling	-	-	-	-	-	-
Absentee	-	-	-	-	-	-
Early Vote	-	-	-	-	-	-
Provisional	-	-	-	-	-	-
Total	-	-	-	-	-	-
01601						
Polling	-	-	-	-	-	-
Absentee	-	-	-	-	-	-
Early Vote	-	-	-	-	-	-
Provisional	-	-	-	-	-	-
Total	-	-	-	-	-	-
01603						
Polling	-	-	-	-	-	-
Absentee	-	-	-	-	-	-
Early Vote	-	-	-	-	-	-
Provisional	-	-	-	-	-	-
Total	-	-	-	-	-	-
01700						
Polling	-	-	-	-	-	-
Absentee	-	-	-	-	-	-
Early Vote	-	-	-	-	-	-
Provisional	-	-	-	-	-	-
Total	-	-	-	-	-	-
02001						
Polling	-	-	-	-	-	-
Absentee	-	-	-	-	-	-
Early Vote	-	-	-	-	-	-
Provisional	-	-	-	-	-	-
Total	-	-	-	-	-	-
02003						
Polling	-	-	-	-	-	-
Absentee	-	-	-	-	-	-

RETRIEVED FROM DEMOCRACYDOCKET.COM

	MILLINGTON ALDERMAN POST 3					
	Reg. Voters	Times Counted	Total Votes	Jon Crisp	Write-In Votes	
Early Vote	-	-	-	-	-	-
Provisional	-	-	-	-	-	-
Total	-	-	-	-	-	-
02100						
Polling	-	-	-	-	-	-
Absentee	-	-	-	-	-	-
Early Vote	-	-	-	-	-	-
Provisional	-	-	-	-	-	-
Total	-	-	-	-	-	-
02600						
Polling	-	-	-	-	-	-
Absentee	-	-	-	-	-	-
Early Vote	-	-	-	-	-	-
Provisional	-	-	-	-	-	-
Total	-	-	-	-	-	-
02800						
Polling	-	-	-	-	-	-
Absentee	-	-	-	-	-	-
Early Vote	-	-	-	-	-	-
Provisional	-	-	-	-	-	-
Total	-	-	-	-	-	-
03102						
Polling	-	-	-	-	-	-
Absentee	-	-	-	-	-	-
Early Vote	-	-	-	-	-	-
Provisional	-	-	-	-	-	-
Total	-	-	-	-	-	-
03104						
Polling	-	-	-	-	-	-
Absentee	-	-	-	-	-	-
Early Vote	-	-	-	-	-	-
Provisional	-	-	-	-	-	-
Total	-	-	-	-	-	-
03300						
Polling	-	-	-	-	-	-
Absentee	-	-	-	-	-	-
Early Vote	-	-	-	-	-	-
Provisional	-	-	-	-	-	-
Total	-	-	-	-	-	-
03402						
Polling	-	-	-	-	-	-
Absentee	-	-	-	-	-	-
Early Vote	-	-	-	-	-	-
Provisional	-	-	-	-	-	-
Total	-	-	-	-	-	-
03601						
Polling	-	-	-	-	-	-
Absentee	-	-	-	-	-	-
Early Vote	-	-	-	-	-	-
Provisional	-	-	-	-	-	-
Total	-	-	-	-	-	-
03602						
Polling	-	-	-	-	-	-
Absentee	-	-	-	-	-	-
Early Vote	-	-	-	-	-	-
Provisional	-	-	-	-	-	-
Total	-	-	-	-	-	-
03700						

RETRIEVED FROM DEMOCRACYDOCKET.COM

Statement of Votes Cast
Shelby County, TN
State and Federal General Election _Municipal Elections
November 6, 2018
SOVC For Jurisdiction Wide, All Counters, All Races
Official Combined Results

MILLINGTON ALDERMAN POST 3

	Reg. Voters	Times Counted	Total Votes	Jon Crisp		Write-In Votes	
Polling	-	-	-	-	-	-	-
Absentee	-	-	-	-	-	-	-
Early Vote	-	-	-	-	-	-	-
Provisional	-	-	-	-	-	-	-
Total	-	-	-	-	-	-	-
04103							
Polling	-	-	-	-	-	-	-
Absentee	-	-	-	-	-	-	-
Early Vote	-	-	-	-	-	-	-
Provisional	-	-	-	-	-	-	-
Total	-	-	-	-	-	-	-
04201							
Polling	-	-	-	-	-	-	-
Absentee	-	-	-	-	-	-	-
Early Vote	-	-	-	-	-	-	-
Provisional	-	-	-	-	-	-	-
Total	-	-	-	-	-	-	-
04401							
Polling	-	-	-	-	-	-	-
Absentee	-	-	-	-	-	-	-
Early Vote	-	-	-	-	-	-	-
Provisional	-	-	-	-	-	-	-
Total	-	-	-	-	-	-	-
04405							
Polling	-	-	-	-	-	-	-
Absentee	-	-	-	-	-	-	-
Early Vote	-	-	-	-	-	-	-
Provisional	-	-	-	-	-	-	-
Total	-	-	-	-	-	-	-
04502							
Polling	-	-	-	-	-	-	-
Absentee	-	-	-	-	-	-	-
Early Vote	-	-	-	-	-	-	-
Provisional	-	-	-	-	-	-	-
Total	-	-	-	-	-	-	-
04504							
Polling	-	-	-	-	-	-	-
Absentee	-	-	-	-	-	-	-
Early Vote	-	-	-	-	-	-	-
Provisional	-	-	-	-	-	-	-
Total	-	-	-	-	-	-	-
04602							
Polling	-	-	-	-	-	-	-
Absentee	-	-	-	-	-	-	-
Early Vote	-	-	-	-	-	-	-
Provisional	-	-	-	-	-	-	-
Total	-	-	-	-	-	-	-
04700							
Polling	-	-	-	-	-	-	-
Absentee	-	-	-	-	-	-	-
Early Vote	-	-	-	-	-	-	-
Provisional	-	-	-	-	-	-	-
Total	-	-	-	-	-	-	-
04900							
Polling	-	-	-	-	-	-	-
Absentee	-	-	-	-	-	-	-
Early Vote	-	-	-	-	-	-	-
Provisional	-	-	-	-	-	-	-

RETRIEVED FROM DEMOCRACYDOCKET.COM

Statement of Votes Cast
Shelby County, TN
State and Federal General Election _Municipal Elections
November 6, 2018
SOVC For Jurisdiction Wide, All Counters, All Races
Official Combined Results

	MILLINGTON ALDERMAN POST 3					
	Reg. Voters	Times Counted	Total Votes	Jon Crisp		Write-In Votes
Total	-	-	-	-	-	-
05001						
Polling	-	-	-	-	-	-
Absentee	-	-	-	-	-	-
Early Vote	-	-	-	-	-	-
Provisional	-	-	-	-	-	-
Total	-	-	-	-	-	-
05002						
Polling	-	-	-	-	-	-
Absentee	-	-	-	-	-	-
Early Vote	-	-	-	-	-	-
Provisional	-	-	-	-	-	-
Total	-	-	-	-	-	-
05201						
Polling	-	-	-	-	-	-
Absentee	-	-	-	-	-	-
Early Vote	-	-	-	-	-	-
Provisional	-	-	-	-	-	-
Total	-	-	-	-	-	-
05301						
Polling	-	-	-	-	-	-
Absentee	-	-	-	-	-	-
Early Vote	-	-	-	-	-	-
Provisional	-	-	-	-	-	-
Total	-	-	-	-	-	-
05400						
Polling	-	-	-	-	-	-
Absentee	-	-	-	-	-	-
Early Vote	-	-	-	-	-	-
Provisional	-	-	-	-	-	-
Total	-	-	-	-	-	-
05502						
Polling	-	-	-	-	-	-
Absentee	-	-	-	-	-	-
Early Vote	-	-	-	-	-	-
Provisional	-	-	-	-	-	-
Total	-	-	-	-	-	-
05700						
Polling	-	-	-	-	-	-
Absentee	-	-	-	-	-	-
Early Vote	-	-	-	-	-	-
Provisional	-	-	-	-	-	-
Total	-	-	-	-	-	-
05801						
Polling	-	-	-	-	-	-
Absentee	-	-	-	-	-	-
Early Vote	-	-	-	-	-	-
Provisional	-	-	-	-	-	-
Total	-	-	-	-	-	-
05804						
Polling	-	-	-	-	-	-
Absentee	-	-	-	-	-	-
Early Vote	-	-	-	-	-	-
Provisional	-	-	-	-	-	-
Total	-	-	-	-	-	-
05905						
Polling	-	-	-	-	-	-
Absentee	-	-	-	-	-	-

RETRIEVED FROM DEMOCRACYDOCKET.COM

Statement of Votes Cast
Shelby County, TN
State and Federal General Election _Municipal Elections
November 6, 2018
SOVC For Jurisdiction Wide, All Counters, All Races
Official Combined Results

MILLINGTON ALDERMAN POST 3

	Reg. Voters	Times Counted	Total Votes	Jon Crisp		Write-In Votes	
Early Vote	-	-	-	-	-	-	-
Provisional	-	-	-	-	-	-	-
Total	-	-	-	-	-	-	-
06003							
Polling	-	-	-	-	-	-	-
Absentee	-	-	-	-	-	-	-
Early Vote	-	-	-	-	-	-	-
Provisional	-	-	-	-	-	-	-
Total	-	-	-	-	-	-	-
06005							
Polling	-	-	-	-	-	-	-
Absentee	-	-	-	-	-	-	-
Early Vote	-	-	-	-	-	-	-
Provisional	-	-	-	-	-	-	-
Total	-	-	-	-	-	-	-
06006							
Polling	-	-	-	-	-	-	-
Absentee	-	-	-	-	-	-	-
Early Vote	-	-	-	-	-	-	-
Provisional	-	-	-	-	-	-	-
Total	-	-	-	-	-	-	-
06007							
Polling	-	-	-	-	-	-	-
Absentee	-	-	-	-	-	-	-
Early Vote	-	-	-	-	-	-	-
Provisional	-	-	-	-	-	-	-
Total	-	-	-	-	-	-	-
06009							
Polling	-	-	-	-	-	-	-
Absentee	-	-	-	-	-	-	-
Early Vote	-	-	-	-	-	-	-
Provisional	-	-	-	-	-	-	-
Total	-	-	-	-	-	-	-
06100							
Polling	-	-	-	-	-	-	-
Absentee	-	-	-	-	-	-	-
Early Vote	-	-	-	-	-	-	-
Provisional	-	-	-	-	-	-	-
Total	-	-	-	-	-	-	-
06200							
Polling	-	-	-	-	-	-	-
Absentee	-	-	-	-	-	-	-
Early Vote	-	-	-	-	-	-	-
Provisional	-	-	-	-	-	-	-
Total	-	-	-	-	-	-	-
06400							
Polling	-	-	-	-	-	-	-
Absentee	-	-	-	-	-	-	-
Early Vote	-	-	-	-	-	-	-
Provisional	-	-	-	-	-	-	-
Total	-	-	-	-	-	-	-
06600							
Polling	-	-	-	-	-	-	-
Absentee	-	-	-	-	-	-	-
Early Vote	-	-	-	-	-	-	-
Provisional	-	-	-	-	-	-	-
Total	-	-	-	-	-	-	-
06701							

RETRIEVED FROM DEMOCRACYDOCKET.COM

Statement of Votes Cast
Shelby County, TN
State and Federal General Election _Municipal Elections
November 6, 2018
SOVC For Jurisdiction Wide, All Counters, All Races
Official Combined Results

MILLINGTON ALDERMAN POST 3

	Reg. Voters	Times Counted	Total Votes	Jon Crisp		Write-In Votes	
Polling	-	-	-	-	-	-	-
Absentee	-	-	-	-	-	-	-
Early Vote	-	-	-	-	-	-	-
Provisional	-	-	-	-	-	-	-
Total	-	-	-	-	-	-	-
06703							
Polling	-	-	-	-	-	-	-
Absentee	-	-	-	-	-	-	-
Early Vote	-	-	-	-	-	-	-
Provisional	-	-	-	-	-	-	-
Total	-	-	-	-	-	-	-
06801							
Polling	-	-	-	-	-	-	-
Absentee	-	-	-	-	-	-	-
Early Vote	-	-	-	-	-	-	-
Provisional	-	-	-	-	-	-	-
Total	-	-	-	-	-	-	-
06803							
Polling	-	-	-	-	-	-	-
Absentee	-	-	-	-	-	-	-
Early Vote	-	-	-	-	-	-	-
Provisional	-	-	-	-	-	-	-
Total	-	-	-	-	-	-	-
06902							
Polling	-	-	-	-	-	-	-
Absentee	-	-	-	-	-	-	-
Early Vote	-	-	-	-	-	-	-
Provisional	-	-	-	-	-	-	-
Total	-	-	-	-	-	-	-
07001							
Polling	-	-	-	-	-	-	-
Absentee	-	-	-	-	-	-	-
Early Vote	-	-	-	-	-	-	-
Provisional	-	-	-	-	-	-	-
Total	-	-	-	-	-	-	-
07002							
Polling	-	-	-	-	-	-	-
Absentee	-	-	-	-	-	-	-
Early Vote	-	-	-	-	-	-	-
Provisional	-	-	-	-	-	-	-
Total	-	-	-	-	-	-	-
07104							
Polling	-	-	-	-	-	-	-
Absentee	-	-	-	-	-	-	-
Early Vote	-	-	-	-	-	-	-
Provisional	-	-	-	-	-	-	-
Total	-	-	-	-	-	-	-
07203							
Polling	-	-	-	-	-	-	-
Absentee	-	-	-	-	-	-	-
Early Vote	-	-	-	-	-	-	-
Provisional	-	-	-	-	-	-	-
Total	-	-	-	-	-	-	-
07207							
Polling	-	-	-	-	-	-	-
Absentee	-	-	-	-	-	-	-
Early Vote	-	-	-	-	-	-	-
Provisional	-	-	-	-	-	-	-

RETRIEVED FROM DEMOCRACYDOCKET.COM

Statement of Votes Cast
Shelby County, TN
State and Federal General Election _Municipal Elections
November 6, 2018
SOVC For Jurisdiction Wide, All Counters, All Races
Official Combined Results

	MILLINGTON ALDERMAN POST 3				
	Reg. Voters	Times Counted	Total Votes	Jon Crisp	Write-In Votes
Total	-	-	-	-	-
07301					
Polling	-	-	-	-	-
Absentee	-	-	-	-	-
Early Vote	-	-	-	-	-
Provisional	-	-	-	-	-
Total	-	-	-	-	-
07303					
Polling	-	-	-	-	-
Absentee	-	-	-	-	-
Early Vote	-	-	-	-	-
Provisional	-	-	-	-	-
Total	-	-	-	-	-
07401					
Polling	-	-	-	-	-
Absentee	-	-	-	-	-
Early Vote	-	-	-	-	-
Provisional	-	-	-	-	-
Total	-	-	-	-	-
07402					
Polling	-	-	-	-	-
Absentee	-	-	-	-	-
Early Vote	-	-	-	-	-
Provisional	-	-	-	-	-
Total	-	-	-	-	-
07405					
Polling	-	-	-	-	-
Absentee	-	-	-	-	-
Early Vote	-	-	-	-	-
Provisional	-	-	-	-	-
Total	-	-	-	-	-
07409					
Polling	-	-	-	-	-
Absentee	-	-	-	-	-
Early Vote	-	-	-	-	-
Provisional	-	-	-	-	-
Total	-	-	-	-	-
07501					
Polling	-	-	-	-	-
Absentee	-	-	-	-	-
Early Vote	-	-	-	-	-
Provisional	-	-	-	-	-
Total	-	-	-	-	-
07506					
Polling	-	-	-	-	-
Absentee	-	-	-	-	-
Early Vote	-	-	-	-	-
Provisional	-	-	-	-	-
Total	-	-	-	-	-
07507					
Polling	-	-	-	-	-
Absentee	-	-	-	-	-
Early Vote	-	-	-	-	-
Provisional	-	-	-	-	-
Total	-	-	-	-	-
07511					
Polling	-	-	-	-	-
Absentee	-	-	-	-	-

RETRIEVED FROM DEMOCRACYDOCKET.COM

Statement of Votes Cast
Shelby County, TN
State and Federal General Election _Municipal Elections
November 6, 2018
SOVC For Jurisdiction Wide, All Counters, All Races
Official Combined Results

	MILLINGTON ALDERMAN POST 3					
	Reg. Voters	Times Counted	Total Votes	Jon Crisp	Write-In Votes	
Early Vote	-	-	-	-	-	-
Provisional	-	-	-	-	-	-
Total	-	-	-	-	-	-
07604						
Polling	-	-	-	-	-	-
Absentee	-	-	-	-	-	-
Early Vote	-	-	-	-	-	-
Provisional	-	-	-	-	-	-
Total	-	-	-	-	-	-
07605						
Polling	-	-	-	-	-	-
Absentee	-	-	-	-	-	-
Early Vote	-	-	-	-	-	-
Provisional	-	-	-	-	-	-
Total	-	-	-	-	-	-
07606						
Polling	-	-	-	-	-	-
Absentee	-	-	-	-	-	-
Early Vote	-	-	-	-	-	-
Provisional	-	-	-	-	-	-
Total	-	-	-	-	-	-
07701						
Polling	-	-	-	-	-	-
Absentee	-	-	-	-	-	-
Early Vote	-	-	-	-	-	-
Provisional	-	-	-	-	-	-
Total	-	-	-	-	-	-
07703						
Polling	-	-	-	-	-	-
Absentee	-	-	-	-	-	-
Early Vote	-	-	-	-	-	-
Provisional	-	-	-	-	-	-
Total	-	-	-	-	-	-
07803						
Polling	-	-	-	-	-	-
Absentee	-	-	-	-	-	-
Early Vote	-	-	-	-	-	-
Provisional	-	-	-	-	-	-
Total	-	-	-	-	-	-
07901						
Polling	-	-	-	-	-	-
Absentee	-	-	-	-	-	-
Early Vote	-	-	-	-	-	-
Provisional	-	-	-	-	-	-
Total	-	-	-	-	-	-
07902						
Polling	-	-	-	-	-	-
Absentee	-	-	-	-	-	-
Early Vote	-	-	-	-	-	-
Provisional	-	-	-	-	-	-
Total	-	-	-	-	-	-
07903						
Polling	-	-	-	-	-	-
Absentee	-	-	-	-	-	-
Early Vote	-	-	-	-	-	-
Provisional	-	-	-	-	-	-
Total	-	-	-	-	-	-
07907						

RETRIEVED FROM DEMOCRACYDOCKET.COM

Statement of Votes Cast
Shelby County, TN
State and Federal General Election _Municipal Elections
November 6, 2018
SOVC For Jurisdiction Wide, All Counters, All Races
Official Combined Results

MILLINGTON ALDERMAN POST 3

	Reg. Voters	Times Counted	Total Votes	Jon Crisp		Write-In Votes	
Polling	-	-	-	-	-	-	-
Absentee	-	-	-	-	-	-	-
Early Vote	-	-	-	-	-	-	-
Provisional	-	-	-	-	-	-	-
Total	-	-	-	-	-	-	-
08002							
Polling	-	-	-	-	-	-	-
Absentee	-	-	-	-	-	-	-
Early Vote	-	-	-	-	-	-	-
Provisional	-	-	-	-	-	-	-
Total	-	-	-	-	-	-	-
08101							
Polling	-	-	-	-	-	-	-
Absentee	-	-	-	-	-	-	-
Early Vote	-	-	-	-	-	-	-
Provisional	-	-	-	-	-	-	-
Total	-	-	-	-	-	-	-
08103							
Polling	-	-	-	-	-	-	-
Absentee	-	-	-	-	-	-	-
Early Vote	-	-	-	-	-	-	-
Provisional	-	-	-	-	-	-	-
Total	-	-	-	-	-	-	-
08105							
Polling	-	-	-	-	-	-	-
Absentee	-	-	-	-	-	-	-
Early Vote	-	-	-	-	-	-	-
Provisional	-	-	-	-	-	-	-
Total	-	-	-	-	-	-	-
08107							
Polling	-	-	-	-	-	-	-
Absentee	-	-	-	-	-	-	-
Early Vote	-	-	-	-	-	-	-
Provisional	-	-	-	-	-	-	-
Total	-	-	-	-	-	-	-
08202							
Polling	-	-	-	-	-	-	-
Absentee	-	-	-	-	-	-	-
Early Vote	-	-	-	-	-	-	-
Provisional	-	-	-	-	-	-	-
Total	-	-	-	-	-	-	-
08300							
Polling	-	-	-	-	-	-	-
Absentee	-	-	-	-	-	-	-
Early Vote	-	-	-	-	-	-	-
Provisional	-	-	-	-	-	-	-
Total	-	-	-	-	-	-	-
08402							
Polling	-	-	-	-	-	-	-
Absentee	-	-	-	-	-	-	-
Early Vote	-	-	-	-	-	-	-
Provisional	-	-	-	-	-	-	-
Total	-	-	-	-	-	-	-
08600							
Polling	-	-	-	-	-	-	-
Absentee	-	-	-	-	-	-	-
Early Vote	-	-	-	-	-	-	-
Provisional	-	-	-	-	-	-	-

RETRIEVED FROM DEMOCRACYDOCKET.COM

Statement of Votes Cast
Shelby County, TN
State and Federal General Election _Municipal Elections
November 6, 2018
SOVC For Jurisdiction Wide, All Counters, All Races
Official Combined Results

	MILLINGTON ALDERMAN POST 3					
	Reg. Voters	Times Counted	Total Votes	Jon Crisp		Write-In Votes
Total	-	-	-	-	-	-
08702						
Polling	-	-	-	-	-	-
Absentee	-	-	-	-	-	-
Early Vote	-	-	-	-	-	-
Provisional	-	-	-	-	-	-
Total	-	-	-	-	-	-
08703						
Polling	-	-	-	-	-	-
Absentee	-	-	-	-	-	-
Early Vote	-	-	-	-	-	-
Provisional	-	-	-	-	-	-
Total	-	-	-	-	-	-
08704						
Polling	-	-	-	-	-	-
Absentee	-	-	-	-	-	-
Early Vote	-	-	-	-	-	-
Provisional	-	-	-	-	-	-
Total	-	-	-	-	-	-
08802						
Polling	-	-	-	-	-	-
Absentee	-	-	-	-	-	-
Early Vote	-	-	-	-	-	-
Provisional	-	-	-	-	-	-
Total	-	-	-	-	-	-
08803						
Polling	-	-	-	-	-	-
Absentee	-	-	-	-	-	-
Early Vote	-	-	-	-	-	-
Provisional	-	-	-	-	-	-
Total	-	-	-	-	-	-
08804						
Polling	-	-	-	-	-	-
Absentee	-	-	-	-	-	-
Early Vote	-	-	-	-	-	-
Provisional	-	-	-	-	-	-
Total	-	-	-	-	-	-
08901						
Polling	-	-	-	-	-	-
Absentee	-	-	-	-	-	-
Early Vote	-	-	-	-	-	-
Provisional	-	-	-	-	-	-
Total	-	-	-	-	-	-
08902						
Polling	-	-	-	-	-	-
Absentee	-	-	-	-	-	-
Early Vote	-	-	-	-	-	-
Provisional	-	-	-	-	-	-
Total	-	-	-	-	-	-
09002						
Polling	-	-	-	-	-	-
Absentee	-	-	-	-	-	-
Early Vote	-	-	-	-	-	-
Provisional	-	-	-	-	-	-
Total	-	-	-	-	-	-
09003						
Polling	-	-	-	-	-	-
Absentee	-	-	-	-	-	-

RETRIEVED FROM DEMOCRACYDOCKET.COM

	MILLINGTON ALDERMAN POST 3					
	Reg. Voters	Times Counted	Total Votes	Jon Crisp	Write-In Votes	
Early Vote	-	-	-	-	-	-
Provisional	-	-	-	-	-	-
Total	-	-	-	-	-	-
09101						
Polling	-	-	-	-	-	-
Absentee	-	-	-	-	-	-
Early Vote	-	-	-	-	-	-
Provisional	-	-	-	-	-	-
Total	-	-	-	-	-	-
09102						
Polling	-	-	-	-	-	-
Absentee	-	-	-	-	-	-
Early Vote	-	-	-	-	-	-
Provisional	-	-	-	-	-	-
Total	-	-	-	-	-	-
09104						
Polling	-	-	-	-	-	-
Absentee	-	-	-	-	-	-
Early Vote	-	-	-	-	-	-
Provisional	-	-	-	-	-	-
Total	-	-	-	-	-	-
09201						
Polling	-	-	-	-	-	-
Absentee	-	-	-	-	-	-
Early Vote	-	-	-	-	-	-
Provisional	-	-	-	-	-	-
Total	-	-	-	-	-	-
09301						
Polling	-	-	-	-	-	-
Absentee	-	-	-	-	-	-
Early Vote	-	-	-	-	-	-
Provisional	-	-	-	-	-	-
Total	-	-	-	-	-	-
09303						
Polling	-	-	-	-	-	-
Absentee	-	-	-	-	-	-
Early Vote	-	-	-	-	-	-
Provisional	-	-	-	-	-	-
Total	-	-	-	-	-	-
09403						
Polling	-	-	-	-	-	-
Absentee	-	-	-	-	-	-
Early Vote	-	-	-	-	-	-
Provisional	-	-	-	-	-	-
Total	-	-	-	-	-	-
09406						
Polling	-	-	-	-	-	-
Absentee	-	-	-	-	-	-
Early Vote	-	-	-	-	-	-
Provisional	-	-	-	-	-	-
Total	-	-	-	-	-	-
09407						
Polling	-	-	-	-	-	-
Absentee	-	-	-	-	-	-
Early Vote	-	-	-	-	-	-
Provisional	-	-	-	-	-	-
Total	-	-	-	-	-	-
09408						

RETRIEVED FROM DEMOCRACYDOCKET.COM

Statement of Votes Cast
Shelby County, TN
State and Federal General Election _Municipal Elections
November 6, 2018
SOVC For Jurisdiction Wide, All Counters, All Races
Official Combined Results

MILLINGTON ALDERMAN POST 3

	Reg. Voters	Times Counted	Total Votes	Jon Crisp		Write-In Votes	
Polling	-	-	-	-	-	-	-
Absentee	-	-	-	-	-	-	-
Early Vote	-	-	-	-	-	-	-
Provisional	-	-	-	-	-	-	-
Total	-	-	-	-	-	-	-
09501							
Polling	-	-	-	-	-	-	-
Absentee	-	-	-	-	-	-	-
Early Vote	-	-	-	-	-	-	-
Provisional	-	-	-	-	-	-	-
Total	-	-	-	-	-	-	-
09505							
Polling	-	-	-	-	-	-	-
Absentee	-	-	-	-	-	-	-
Early Vote	-	-	-	-	-	-	-
Provisional	-	-	-	-	-	-	-
Total	-	-	-	-	-	-	-
09506							
Polling	-	-	-	-	-	-	-
Absentee	-	-	-	-	-	-	-
Early Vote	-	-	-	-	-	-	-
Provisional	-	-	-	-	-	-	-
Total	-	-	-	-	-	-	-
09507							
Polling	-	-	-	-	-	-	-
Absentee	-	-	-	-	-	-	-
Early Vote	-	-	-	-	-	-	-
Provisional	-	-	-	-	-	-	-
Total	-	-	-	-	-	-	-
09508							
Polling	-	-	-	-	-	-	-
Absentee	-	-	-	-	-	-	-
Early Vote	-	-	-	-	-	-	-
Provisional	-	-	-	-	-	-	-
Total	-	-	-	-	-	-	-
09601							
Polling	-	-	-	-	-	-	-
Absentee	-	-	-	-	-	-	-
Early Vote	-	-	-	-	-	-	-
Provisional	-	-	-	-	-	-	-
Total	-	-	-	-	-	-	-
09602							
Polling	-	-	-	-	-	-	-
Absentee	-	-	-	-	-	-	-
Early Vote	-	-	-	-	-	-	-
Provisional	-	-	-	-	-	-	-
Total	-	-	-	-	-	-	-
ARL01							
Polling	-	-	-	-	-	-	-
Absentee	-	-	-	-	-	-	-
Early Vote	-	-	-	-	-	-	-
Provisional	-	-	-	-	-	-	-
Total	-	-	-	-	-	-	-
ARL02							
Polling	-	-	-	-	-	-	-
Absentee	-	-	-	-	-	-	-
Early Vote	-	-	-	-	-	-	-
Provisional	-	-	-	-	-	-	-

RETRIEVED FROM DEMOCRACYDOCKET.COM

Statement of Votes Cast
Shelby County, TN
State and Federal General Election _Municipal Elections
November 6, 2018
SOVC For Jurisdiction Wide, All Counters, All Races
Official Combined Results

	MILLINGTON ALDERMAN POST 3					
	Reg. Voters	Times Counted	Total Votes	Jon Crisp		Write-In Votes
Total	-	-	-	-	-	-
BAR03						
Polling	-	-	-	-	-	-
Absentee	-	-	-	-	-	-
Early Vote	-	-	-	-	-	-
Provisional	-	-	-	-	-	-
Total	-	-	-	-	-	-
BAR04						
Polling	-	-	-	-	-	-
Absentee	-	-	-	-	-	-
Early Vote	-	-	-	-	-	-
Provisional	-	-	-	-	-	-
Total	-	-	-	-	-	-
BAR05						
Polling	-	-	-	-	-	-
Absentee	-	-	-	-	-	-
Early Vote	-	-	-	-	-	-
Provisional	-	-	-	-	-	-
Total	-	-	-	-	-	-
BAR06						
Polling	-	-	-	-	-	-
Absentee	-	-	-	-	-	-
Early Vote	-	-	-	-	-	-
Provisional	-	-	-	-	-	-
Total	-	-	-	-	-	-
BAR08						
Polling	-	-	-	-	-	-
Absentee	-	-	-	-	-	-
Early Vote	-	-	-	-	-	-
Provisional	-	-	-	-	-	-
Total	-	-	-	-	-	-
BAR09						
Polling	-	-	-	-	-	-
Absentee	-	-	-	-	-	-
Early Vote	-	-	-	-	-	-
Provisional	-	-	-	-	-	-
Total	-	-	-	-	-	-
BAR11						
Polling	-	-	-	-	-	-
Absentee	-	-	-	-	-	-
Early Vote	-	-	-	-	-	-
Provisional	-	-	-	-	-	-
Total	-	-	-	-	-	-
BAR13						
Polling	-	-	-	-	-	-
Absentee	-	-	-	-	-	-
Early Vote	-	-	-	-	-	-
Provisional	-	-	-	-	-	-
Total	-	-	-	-	-	-
BRU01						
Polling	-	-	-	-	-	-
Absentee	-	-	-	-	-	-
Early Vote	-	-	-	-	-	-
Provisional	-	-	-	-	-	-
Total	-	-	-	-	-	-
BRU02						
Polling	-	-	-	-	-	-
Absentee	-	-	-	-	-	-

RETRIEVED FROM DEMOCRACYDOCKET.COM

Statement of Votes Cast
Shelby County, TN
State and Federal General Election _Municipal Elections
November 6, 2018
SOVC For Jurisdiction Wide, All Counters, All Races
Official Combined Results

	MILLINGTON ALDERMAN POST 3					
	Reg. Voters	Times Counted	Total Votes	Jon Crisp	Write-In Votes	
Early Vote	-	-	-	-	-	-
Provisional	-	-	-	-	-	-
Total	-	-	-	-	-	-
COL01						
Polling	-	-	-	-	-	-
Absentee	-	-	-	-	-	-
Early Vote	-	-	-	-	-	-
Provisional	-	-	-	-	-	-
Total	-	-	-	-	-	-
COL02						
Polling	-	-	-	-	-	-
Absentee	-	-	-	-	-	-
Early Vote	-	-	-	-	-	-
Provisional	-	-	-	-	-	-
Total	-	-	-	-	-	-
COL03						
Polling	-	-	-	-	-	-
Absentee	-	-	-	-	-	-
Early Vote	-	-	-	-	-	-
Provisional	-	-	-	-	-	-
Total	-	-	-	-	-	-
COL04						
Polling	-	-	-	-	-	-
Absentee	-	-	-	-	-	-
Early Vote	-	-	-	-	-	-
Provisional	-	-	-	-	-	-
Total	-	-	-	-	-	-
COL05						
Polling	-	-	-	-	-	-
Absentee	-	-	-	-	-	-
Early Vote	-	-	-	-	-	-
Provisional	-	-	-	-	-	-
Total	-	-	-	-	-	-
COL06						
Polling	-	-	-	-	-	-
Absentee	-	-	-	-	-	-
Early Vote	-	-	-	-	-	-
Provisional	-	-	-	-	-	-
Total	-	-	-	-	-	-
COL07						
Polling	-	-	-	-	-	-
Absentee	-	-	-	-	-	-
Early Vote	-	-	-	-	-	-
Provisional	-	-	-	-	-	-
Total	-	-	-	-	-	-
COL08						
Polling	-	-	-	-	-	-
Absentee	-	-	-	-	-	-
Early Vote	-	-	-	-	-	-
Provisional	-	-	-	-	-	-
Total	-	-	-	-	-	-
COL09						
Polling	-	-	-	-	-	-
Absentee	-	-	-	-	-	-
Early Vote	-	-	-	-	-	-
Provisional	-	-	-	-	-	-
Total	-	-	-	-	-	-
COR03						

RETRIEVED FROM DEMOCRACYDOCKET.COM

Statement of Votes Cast
Shelby County, TN
State and Federal General Election _Municipal Elections
November 6, 2018
SOVC For Jurisdiction Wide, All Counters, All Races
Official Combined Results

MILLINGTON ALDERMAN POST 3

	Reg. Voters	Times Counted	Total Votes	Jon Crisp		Write-In Votes	
Polling	-	-	-	-	-	-	-
Absentee	-	-	-	-	-	-	-
Early Vote	-	-	-	-	-	-	-
Provisional	-	-	-	-	-	-	-
Total	-	-	-	-	-	-	-
COR04							
Polling	-	-	-	-	-	-	-
Absentee	-	-	-	-	-	-	-
Early Vote	-	-	-	-	-	-	-
Provisional	-	-	-	-	-	-	-
Total	-	-	-	-	-	-	-
COR05							
Polling	-	-	-	-	-	-	-
Absentee	-	-	-	-	-	-	-
Early Vote	-	-	-	-	-	-	-
Provisional	-	-	-	-	-	-	-
Total	-	-	-	-		-	-
EAD00							
Polling	-	-	-	-	-	-	-
Absentee	-	-	-	-	-	-	-
Early Vote	-	-	-	-	-	-	-
Provisional	-	-	-	-	-	-	-
Total	-	-	-	-	-	-	-
FOR01							
Polling	-	-	-	-	-	-	-
Absentee	-	-	-	-	-	-	-
Early Vote	-	-	-	-	-	-	-
Provisional	-	-	-	-	-	-	-
Total	-	-	-	-	-	-	-
FOR02							
Polling	-	-	-	-	-	-	-
Absentee	-	-	-	-	-	-	-
Early Vote	-	-	-	-	-	-	-
Provisional	-	-	-	-	-	-	-
Total	-	-	-	-	-	-	-
FOR03							
Polling	-	-	-	-	-	-	-
Absentee	-	-	-	-	-	-	-
Early Vote	-	-	-	-	-	-	-
Provisional	-	-	-	-	-	-	-
Total	-	-	-	-	-	-	-
GER02							
Polling	-	-	-	-	-	-	-
Absentee	-	-	-	-	-	-	-
Early Vote	-	-	-	-	-	-	-
Provisional	-	-	-	-	-	-	-
Total	-	-	-	-	-	-	-
GER03							
Polling	-	-	-	-	-	-	-
Absentee	-	-	-	-	-	-	-
Early Vote	-	-	-	-	-	-	-
Provisional	-	-	-	-	-	-	-
Total	-	-	-	-	-	-	-
GER04							
Polling	-	-	-	-	-	-	-
Absentee	-	-	-	-	-	-	-
Early Vote	-	-	-	-	-	-	-
Provisional	-	-	-	-	-	-	-

RETRIEVED FROM DEMOCRACYDOCKET.COM

Statement of Votes Cast
Shelby County, TN
State and Federal General Election _Municipal Elections
November 6, 2018
SOVC For Jurisdiction Wide, All Counters, All Races
Official Combined Results

	MILLINGTON ALDERMAN POST 3						
	Reg. Voters	Times Counted	Total Votes	Jon Crisp		Write-In Votes	
Total	-	-	-	-	-	-	-
GER05							
Polling	-	-	-	-	-	-	-
Absentee	-	-	-	-	-	-	-
Early Vote	-	-	-	-	-	-	-
Provisional	-	-	-	-	-	-	-
Total	-	-	-	-	-	-	-
GER06							
Polling	-	-	-	-	-	-	-
Absentee	-	-	-	-	-	-	-
Early Vote	-	-	-	-	-	-	-
Provisional	-	-	-	-	-	-	-
Total	-	-	-	-	-	-	-
GER08							
Polling	-	-	-	-	-	-	-
Absentee	-	-	-	-	-	-	-
Early Vote	-	-	-	-	-	-	-
Provisional	-	-	-	-	-	-	-
Total	-	-	-	-	-	-	-
GER10							
Polling	-	-	-	-	-	-	-
Absentee	-	-	-	-	-	-	-
Early Vote	-	-	-	-	-	-	-
Provisional	-	-	-	-	-	-	-
Total	-	-	-	-	-	-	-
GER11							
Polling	-	-	-	-	-	-	-
Absentee	-	-	-	-	-	-	-
Early Vote	-	-	-	-	-	-	-
Provisional	-	-	-	-	-	-	-
Total	-	-	-	-	-	-	-
GER12							
Polling	-	-	-	-	-	-	-
Absentee	-	-	-	-	-	-	-
Early Vote	-	-	-	-	-	-	-
Provisional	-	-	-	-	-	-	-
Total	-	-	-	-	-	-	-
LAK01							
Polling	-	-	-	-	-	-	-
Absentee	-	-	-	-	-	-	-
Early Vote	-	-	-	-	-	-	-
Provisional	-	-	-	-	-	-	-
Total	-	-	-	-	-	-	-
LAK02							
Polling	-	-	-	-	-	-	-
Absentee	-	-	-	-	-	-	-
Early Vote	-	-	-	-	-	-	-
Provisional	-	-	-	-	-	-	-
Total	-	-	-	-	-	-	-
LUC01							
Polling	622	180	116	116	100.00%	0	0.00%
Absentee	622	4	1	1	100.00%	0	0.00%
Early Vote	622	234	161	161	100.00%	0	0.00%
Provisional	622	1	0	0	-	0	-
Total	622	419	278	278	100.00%	0	0.00%
LUC03							
Polling	105	17	8	7	87.50%	1	12.50%
Absentee	105	0	0	0	-	0	-

RETRIEVED FROM DEMOCRACYDOCKET.COM

Statement of Votes Cast
Shelby County, TN
State and Federal General Election _Municipal Elections
November 6, 2018
SOVC For Jurisdiction Wide, All Counters, All Races
Official Combined Results

MILLINGTON ALDERMAN POST 3

	Reg. Voters	Times Counted	Total Votes	Jon Crisp		Write-In Votes	
Early Vote	105	43	30	30	100.00%	0	0.00%
Provisional	105	0	0	0	-	0	-
Total	105	60	38	37	97.37%	1	2.63%
MCC00							
Polling	-	-	-	-	-	-	-
Absentee	-	-	-	-	-	-	-
Early Vote	-	-	-	-	-	-	-
Provisional	-	-	-	-	-	-	-
Total	-	-	-	-	-	-	-
MIL01							
Polling	2020	281	214	212	99.07%	2	0.93%
Absentee	2020	8	4	4	100.00%	0	0.00%
Early Vote	2020	673	477	475	99.58%	2	0.42%
Provisional	2020	1	0	0	-	0	-
Total	2020	963	695	691	99.42%	4	0.58%
MIL02							
Polling	3620	441	353	350	99.15%	3	0.85%
Absentee	3620	35	31	30	96.77%	1	3.23%
Early Vote	3620	1290	993	986	99.30%	7	0.70%
Provisional	3620	6	5	5	100.00%	0	0.00%
Total	3620	1772	1382	1371	99.20%	11	0.80%
MOR01							
Polling	-	-	-	-	-	-	-
Absentee	-	-	-	-	-	-	-
Early Vote	-	-	-	-	-	-	-
Provisional	-	-	-	-	-	-	-
Total	-	-	-	-	-	-	-
MOR02							
Polling	-	-	-	-	-	-	-
Absentee	-	-	-	-	-	-	-
Early Vote	-	-	-	-	-	-	-
Provisional	-	-	-	-	-	-	-
Total	-	-	-	-	-	-	-
ROS05							
Polling	-	-	-	-	-	-	-
Absentee	-	-	-	-	-	-	-
Early Vote	-	-	-	-	-	-	-
Provisional	-	-	-	-	-	-	-
Total	-	-	-	-	-	-	-
ROS13							
Polling	-	-	-	-	-	-	-
Absentee	-	-	-	-	-	-	-
Early Vote	-	-	-	-	-	-	-
Provisional	-	-	-	-	-	-	-
Total	-	-	-	-	-	-	-
ROS14							
Polling	-	-	-	-	-	-	-
Absentee	-	-	-	-	-	-	-
Early Vote	-	-	-	-	-	-	-
Provisional	-	-	-	-	-	-	-
Total	-	-	-	-	-	-	-
ROS15							
Polling	-	-	-	-	-	-	-
Absentee	-	-	-	-	-	-	-
Early Vote	-	-	-	-	-	-	-
Provisional	-	-	-	-	-	-	-
Total	-	-	-	-	-	-	-
ROS16							

RETRIEVED FROM DEMOCRACYDOCKET.COM

Statement of Votes Cast
Shelby County, TN
State and Federal General Election _Municipal Elections
November 6, 2018
SOVC For Jurisdiction Wide, All Counters, All Races
Official Combined Results

MILLINGTON ALDERMAN POST 3

	Reg. Voters	Times Counted	Total Votes	Jon Crisp		Write-In Votes	
Polling	-	-	-	-	-	-	-
Absentee	-	-	-	-	-	-	-
Early Vote	-	-	-	-	-	-	-
Provisional	-	-	-	-	-	-	-
Total	-	-	-	-	-	-	-
STE00							
Polling	-	-	-	-	-	-	-
Absentee	-	-	-	-	-	-	-
Early Vote	-	-	-	-	-	-	-
Provisional	-	-	-	-	-	-	-
Total	-	-	-	-	-	-	-
Total							
Polling	6367	919	691	685	99.13%	6	0.87%
Absentee	6367	47	36	35	97.22%	1	2.78%
Early Vote	6367	2240	1661	1652	99.46%	9	0.54%
Provisional	6367	8	5	5	100.00%	0	0.00%
Total	6367	3214	2393	2377	99.33%	16	0.67%

RETRIEVED FROM DEMOCRACYDOCKET.COM

Statement of Votes Cast
Shelby County, TN
State and Federal General Election _Municipal Elections
November 6, 2018
SOVC For Jurisdiction Wide, All Counters, All Races
Official Combined Results

	MILLINGTON ALDERMAN POST 4					
	Reg. Voters	Times Counted	Total Votes	Larry Dagen		Write-In Votes
Jurisdiction Wide						
00100						
Polling	-	-	-	-	-	-
Absentee	-	-	-	-	-	-
Early Vote	-	-	-	-	-	-
Provisional	-	-	-	-	-	-
Total	-	-	-	-	-	-
00200						
Polling	-	-	-	-	-	-
Absentee	-	-	-	-	-	-
Early Vote	-	-	-	-	-	-
Provisional	-	-	-	-	-	-
Total	-	-	-	-	-	-
01100						
Polling	-	-	-	-	-	-
Absentee	-	-	-	-	-	-
Early Vote	-	-	-	-	-	-
Provisional	-	-	-	-	-	-
Total	-	-	-	-	-	-
01200						
Polling	-	-	-	-	-	-
Absentee	-	-	-	-	-	-
Early Vote	-	-	-	-	-	-
Provisional	-	-	-	-	-	-
Total	-	-	-	-	-	-
01300						
Polling	-	-	-	-	-	-
Absentee	-	-	-	-	-	-
Early Vote	-	-	-	-	-	-
Provisional	-	-	-	-	-	-
Total	-	-	-	-	-	-
01601						
Polling	-	-	-	-	-	-
Absentee	-	-	-	-	-	-
Early Vote	-	-	-	-	-	-
Provisional	-	-	-	-	-	-
Total	-	-	-	-	-	-
01603						
Polling	-	-	-	-	-	-
Absentee	-	-	-	-	-	-
Early Vote	-	-	-	-	-	-
Provisional	-	-	-	-	-	-
Total	-	-	-	-	-	-
01700						
Polling	-	-	-	-	-	-
Absentee	-	-	-	-	-	-
Early Vote	-	-	-	-	-	-
Provisional	-	-	-	-	-	-
Total	-	-	-	-	-	-
02001						
Polling	-	-	-	-	-	-
Absentee	-	-	-	-	-	-
Early Vote	-	-	-	-	-	-
Provisional	-	-	-	-	-	-
Total	-	-	-	-	-	-
02003						
Polling	-	-	-	-	-	-
Absentee	-	-	-	-	-	-

RETRIEVED FROM DEMOCRACYDOCKET.COM

	MILLINGTON ALDERMAN POST 4					
	Reg. Voters	Times Counted	Total Votes	Larry Dagen		Write-In Votes
Early Vote	-	-	-	-	-	-
Provisional	-	-	-	-	-	-
Total	-	-	-	-	-	-
02100						
Polling	-	-	-	-	-	-
Absentee	-	-	-	-	-	-
Early Vote	-	-	-	-	-	-
Provisional	-	-	-	-	-	-
Total	-	-	-	-	-	-
02600						
Polling	-	-	-	-	-	-
Absentee	-	-	-	-	-	-
Early Vote	-	-	-	-	-	-
Provisional	-	-	-	-	-	-
Total	-	-	-	-	-	-
02800						
Polling	-	-	-	-	-	-
Absentee	-	-	-	-	-	-
Early Vote	-	-	-	-	-	-
Provisional	-	-	-	-	-	-
Total	-	-	-	-	-	-
03102						
Polling	-	-	-	-	-	-
Absentee	-	-	-	-	-	-
Early Vote	-	-	-	-	-	-
Provisional	-	-	-	-	-	-
Total	-	-	-	-	-	-
03104						
Polling	-	-	-	-	-	-
Absentee	-	-	-	-	-	-
Early Vote	-	-	-	-	-	-
Provisional	-	-	-	-	-	-
Total	-	-	-	-	-	-
03300						
Polling	-	-	-	-	-	-
Absentee	-	-	-	-	-	-
Early Vote	-	-	-	-	-	-
Provisional	-	-	-	-	-	-
Total	-	-	-	-	-	-
03402						
Polling	-	-	-	-	-	-
Absentee	-	-	-	-	-	-
Early Vote	-	-	-	-	-	-
Provisional	-	-	-	-	-	-
Total	-	-	-	-	-	-
03601						
Polling	-	-	-	-	-	-
Absentee	-	-	-	-	-	-
Early Vote	-	-	-	-	-	-
Provisional	-	-	-	-	-	-
Total	-	-	-	-	-	-
03602						
Polling	-	-	-	-	-	-
Absentee	-	-	-	-	-	-
Early Vote	-	-	-	-	-	-
Provisional	-	-	-	-	-	-
Total	-	-	-	-	-	-
03700						

RETRIEVED FROM DEMOCRACYDOCKET.COM

Statement of Votes Cast
Shelby County, TN
State and Federal General Election _Municipal Elections
November 6, 2018
SOVC For Jurisdiction Wide, All Counters, All Races
Official Combined Results

MILLINGTON ALDERMAN POST 4

	Reg. Voters	Times Counted	Total Votes	Larry Dagen		Write-In Votes	
Polling	-	-	-	-	-	-	-
Absentee	-	-	-	-	-	-	-
Early Vote	-	-	-	-	-	-	-
Provisional	-	-	-	-	-	-	-
Total	-	-	-	-	-	-	-
04103							
Polling	-	-	-	-	-	-	-
Absentee	-	-	-	-	-	-	-
Early Vote	-	-	-	-	-	-	-
Provisional	-	-	-	-	-	-	-
Total	-	-	-	-	-	-	-
04201							
Polling	-	-	-	-	-	-	-
Absentee	-	-	-	-	-	-	-
Early Vote	-	-	-	-	-	-	-
Provisional	-	-	-	-	-	-	-
Total	-	-	-	-	-	-	-
04401							
Polling	-	-	-	-	-	-	-
Absentee	-	-	-	-	-	-	-
Early Vote	-	-	-	-	-	-	-
Provisional	-	-	-	-	-	-	-
Total	-	-	-	-	-	-	-
04405							
Polling	-	-	-	-	-	-	-
Absentee	-	-	-	-	-	-	-
Early Vote	-	-	-	-	-	-	-
Provisional	-	-	-	-	-	-	-
Total	-	-	-	-	-	-	-
04502							
Polling	-	-	-	-	-	-	-
Absentee	-	-	-	-	-	-	-
Early Vote	-	-	-	-	-	-	-
Provisional	-	-	-	-	-	-	-
Total	-	-	-	-	-	-	-
04504							
Polling	-	-	-	-	-	-	-
Absentee	-	-	-	-	-	-	-
Early Vote	-	-	-	-	-	-	-
Provisional	-	-	-	-	-	-	-
Total	-	-	-	-	-	-	-
04602							
Polling	-	-	-	-	-	-	-
Absentee	-	-	-	-	-	-	-
Early Vote	-	-	-	-	-	-	-
Provisional	-	-	-	-	-	-	-
Total	-	-	-	-	-	-	-
04700							
Polling	-	-	-	-	-	-	-
Absentee	-	-	-	-	-	-	-
Early Vote	-	-	-	-	-	-	-
Provisional	-	-	-	-	-	-	-
Total	-	-	-	-	-	-	-
04900							
Polling	-	-	-	-	-	-	-
Absentee	-	-	-	-	-	-	-
Early Vote	-	-	-	-	-	-	-
Provisional	-	-	-	-	-	-	-

RETRIEVED FROM DEMOCRACYDOCKET.COM

Statement of Votes Cast
Shelby County, TN
State and Federal General Election _Municipal Elections
November 6, 2018
SOVC For Jurisdiction Wide, All Counters, All Races
Official Combined Results

	MILLINGTON ALDERMAN POST 4					
	Reg. Voters	Times Counted	Total Votes	Larry Dagen		Write-In Votes
Total	-	-	-	-	-	-
05001						
Polling	-	-	-	-	-	-
Absentee	-	-	-	-	-	-
Early Vote	-	-	-	-	-	-
Provisional	-	-	-	-	-	-
Total	-	-	-	-	-	-
05002						
Polling	-	-	-	-	-	-
Absentee	-	-	-	-	-	-
Early Vote	-	-	-	-	-	-
Provisional	-	-	-	-	-	-
Total	-	-	-	-	-	-
05201						
Polling	-	-	-	-	-	-
Absentee	-	-	-	-	-	-
Early Vote	-	-	-	-	-	-
Provisional	-	-	-	-	-	-
Total	-	-	-	-	-	-
05301						
Polling	-	-	-	-	-	-
Absentee	-	-	-	-	-	-
Early Vote	-	-	-	-	-	-
Provisional	-	-	-	-	-	-
Total	-	-	-	-	-	-
05400						
Polling	-	-	-	-	-	-
Absentee	-	-	-	-	-	-
Early Vote	-	-	-	-	-	-
Provisional	-	-	-	-	-	-
Total	-	-	-	-	-	-
05502						
Polling	-	-	-	-	-	-
Absentee	-	-	-	-	-	-
Early Vote	-	-	-	-	-	-
Provisional	-	-	-	-	-	-
Total	-	-	-	-	-	-
05700						
Polling	-	-	-	-	-	-
Absentee	-	-	-	-	-	-
Early Vote	-	-	-	-	-	-
Provisional	-	-	-	-	-	-
Total	-	-	-	-	-	-
05801						
Polling	-	-	-	-	-	-
Absentee	-	-	-	-	-	-
Early Vote	-	-	-	-	-	-
Provisional	-	-	-	-	-	-
Total	-	-	-	-	-	-
05804						
Polling	-	-	-	-	-	-
Absentee	-	-	-	-	-	-
Early Vote	-	-	-	-	-	-
Provisional	-	-	-	-	-	-
Total	-	-	-	-	-	-
05905						
Polling	-	-	-	-	-	-
Absentee	-	-	-	-	-	-

RETRIEVED FROM DEMOCRACYDOCKET.COM

Statement of Votes Cast
Shelby County, TN
State and Federal General Election _Municipal Elections
November 6, 2018
SOVC For Jurisdiction Wide, All Counters, All Races
Official Combined Results

MILLINGTON ALDERMAN POST 4

	Reg. Voters	Times Counted	Total Votes	Larry Dagen		Write-In Votes	
Early Vote	-	-	-	-	-	-	-
Provisional	-	-	-	-	-	-	-
Total	-	-	-	-	-	-	-
06003							
Polling	-	-	-	-	-	-	-
Absentee	-	-	-	-	-	-	-
Early Vote	-	-	-	-	-	-	-
Provisional	-	-	-	-	-	-	-
Total	-	-	-	-	-	-	-
06005							
Polling	-	-	-	-	-	-	-
Absentee	-	-	-	-	-	-	-
Early Vote	-	-	-	-	-	-	-
Provisional	-	-	-	-	-	-	-
Total	-	-	-	-	-	-	-
06006							
Polling	-	-	-	-	-	-	-
Absentee	-	-	-	-	-	-	-
Early Vote	-	-	-	-	-	-	-
Provisional	-	-	-	-	-	-	-
Total	-	-	-	-	-	-	-
06007							
Polling	-	-	-	-	-	-	-
Absentee	-	-	-	-	-	-	-
Early Vote	-	-	-	-	-	-	-
Provisional	-	-	-	-	-	-	-
Total	-	-	-	-	-	-	-
06009							
Polling	-	-	-	-	-	-	-
Absentee	-	-	-	-	-	-	-
Early Vote	-	-	-	-	-	-	-
Provisional	-	-	-	-	-	-	-
Total	-	-	-	-	-	-	-
06100							
Polling	-	-	-	-	-	-	-
Absentee	-	-	-	-	-	-	-
Early Vote	-	-	-	-	-	-	-
Provisional	-	-	-	-	-	-	-
Total	-	-	-	-	-	-	-
06200							
Polling	-	-	-	-	-	-	-
Absentee	-	-	-	-	-	-	-
Early Vote	-	-	-	-	-	-	-
Provisional	-	-	-	-	-	-	-
Total	-	-	-	-	-	-	-
06400							
Polling	-	-	-	-	-	-	-
Absentee	-	-	-	-	-	-	-
Early Vote	-	-	-	-	-	-	-
Provisional	-	-	-	-	-	-	-
Total	-	-	-	-	-	-	-
06600							
Polling	-	-	-	-	-	-	-
Absentee	-	-	-	-	-	-	-
Early Vote	-	-	-	-	-	-	-
Provisional	-	-	-	-	-	-	-
Total	-	-	-	-	-	-	-
06701							

RETRIEVED FROM DEMOCRACYDOCKET.COM

Statement of Votes Cast
Shelby County, TN
State and Federal General Election _Municipal Elections
November 6, 2018
SOVC For Jurisdiction Wide, All Counters, All Races
Official Combined Results

	MILLINGTON ALDERMAN POST 4					
	Reg. Voters	Times Counted	Total Votes	Larry Dagen		Write-In Votes
Polling	-	-	-	-	-	-
Absentee	-	-	-	-	-	-
Early Vote	-	-	-	-	-	-
Provisional	-	-	-	-	-	-
Total	-	-	-	-	-	-
06703						
Polling	-	-	-	-	-	-
Absentee	-	-	-	-	-	-
Early Vote	-	-	-	-	-	-
Provisional	-	-	-	-	-	-
Total	-	-	-	-	-	-
06801						
Polling	-	-	-	-	-	-
Absentee	-	-	-	-	-	-
Early Vote	-	-	-	-	-	-
Provisional	-	-	-	-	-	-
Total	-	-	-	-	-	-
06803						
Polling	-	-	-	-	-	-
Absentee	-	-	-	-	-	-
Early Vote	-	-	-	-	-	-
Provisional	-	-	-	-	-	-
Total	-	-	-	-	-	-
06902						
Polling	-	-	-	-	-	-
Absentee	-	-	-	-	-	-
Early Vote	-	-	-	-	-	-
Provisional	-	-	-	-	-	-
Total	-	-	-	-	-	-
07001						
Polling	-	-	-	-	-	-
Absentee	-	-	-	-	-	-
Early Vote	-	-	-	-	-	-
Provisional	-	-	-	-	-	-
Total	-	-	-	-	-	-
07002						
Polling	-	-	-	-	-	-
Absentee	-	-	-	-	-	-
Early Vote	-	-	-	-	-	-
Provisional	-	-	-	-	-	-
Total	-	-	-	-	-	-
07104						
Polling	-	-	-	-	-	-
Absentee	-	-	-	-	-	-
Early Vote	-	-	-	-	-	-
Provisional	-	-	-	-	-	-
Total	-	-	-	-	-	-
07203						
Polling	-	-	-	-	-	-
Absentee	-	-	-	-	-	-
Early Vote	-	-	-	-	-	-
Provisional	-	-	-	-	-	-
Total	-	-	-	-	-	-
07207						
Polling	-	-	-	-	-	-
Absentee	-	-	-	-	-	-
Early Vote	-	-	-	-	-	-
Provisional	-	-	-	-	-	-

RETRIEVED FROM DEMOCRACYDOCKET.COM

Statement of Votes Cast
Shelby County, TN
State and Federal General Election _Municipal Elections
November 6, 2018
SOVC For Jurisdiction Wide, All Counters, All Races
Official Combined Results

	MILLINGTON ALDERMAN POST 4				
	Reg. Voters	Times Counted	Total Votes	Larry Dagen	Write-In Votes
Total	-	-	-	-	-
07301					
Polling	-	-	-	-	-
Absentee	-	-	-	-	-
Early Vote	-	-	-	-	-
Provisional	-	-	-	-	-
Total	-	-	-	-	-
07303					
Polling	-	-	-	-	-
Absentee	-	-	-	-	-
Early Vote	-	-	-	-	-
Provisional	-	-	-	-	-
Total	-	-	-	-	-
07401					
Polling	-	-	-	-	-
Absentee	-	-	-	-	-
Early Vote	-	-	-	-	-
Provisional	-	-	-	-	-
Total	-	-	-	-	-
07402					
Polling	-	-	-	-	-
Absentee	-	-	-	-	-
Early Vote	-	-	-	-	-
Provisional	-	-	-	-	-
Total	-	-	-	-	-
07405					
Polling	-	-	-	-	-
Absentee	-	-	-	-	-
Early Vote	-	-	-	-	-
Provisional	-	-	-	-	-
Total	-	-	-	-	-
07409					
Polling	-	-	-	-	-
Absentee	-	-	-	-	-
Early Vote	-	-	-	-	-
Provisional	-	-	-	-	-
Total	-	-	-	-	-
07501					
Polling	-	-	-	-	-
Absentee	-	-	-	-	-
Early Vote	-	-	-	-	-
Provisional	-	-	-	-	-
Total	-	-	-	-	-
07506					
Polling	-	-	-	-	-
Absentee	-	-	-	-	-
Early Vote	-	-	-	-	-
Provisional	-	-	-	-	-
Total	-	-	-	-	-
07507					
Polling	-	-	-	-	-
Absentee	-	-	-	-	-
Early Vote	-	-	-	-	-
Provisional	-	-	-	-	-
Total	-	-	-	-	-
07511					
Polling	-	-	-	-	-
Absentee	-	-	-	-	-

RETRIEVED FROM DEMOCRACYDOCKET.COM

Statement of Votes Cast
Shelby County, TN
State and Federal General Election _Municipal Elections
November 6, 2018
SOVC For Jurisdiction Wide, All Counters, All Races
Official Combined Results

	MILLINGTON ALDERMAN POST 4					
	Reg. Voters	Times Counted	Total Votes	Larry Dagen		Write-In Votes
Early Vote	-	-	-	-	-	-
Provisional	-	-	-	-	-	-
Total	-	-	-	-	-	-
07604						
Polling	-	-	-	-	-	-
Absentee	-	-	-	-	-	-
Early Vote	-	-	-	-	-	-
Provisional	-	-	-	-	-	-
Total	-	-	-	-	-	-
07605						
Polling	-	-	-	-	-	-
Absentee	-	-	-	-	-	-
Early Vote	-	-	-	-	-	-
Provisional	-	-	-	-	-	-
Total	-	-	-	-	-	-
07606						
Polling	-	-	-	-	-	-
Absentee	-	-	-	-	-	-
Early Vote	-	-	-	-	-	-
Provisional	-	-	-	-	-	-
Total	-	-	-	-	-	-
07701						
Polling	-	-	-	-	-	-
Absentee	-	-	-	-	-	-
Early Vote	-	-	-	-	-	-
Provisional	-	-	-	-	-	-
Total	-	-	-	-	-	-
07703						
Polling	-	-	-	-	-	-
Absentee	-	-	-	-	-	-
Early Vote	-	-	-	-	-	-
Provisional	-	-	-	-	-	-
Total	-	-	-	-	-	-
07803						
Polling	-	-	-	-	-	-
Absentee	-	-	-	-	-	-
Early Vote	-	-	-	-	-	-
Provisional	-	-	-	-	-	-
Total	-	-	-	-	-	-
07901						
Polling	-	-	-	-	-	-
Absentee	-	-	-	-	-	-
Early Vote	-	-	-	-	-	-
Provisional	-	-	-	-	-	-
Total	-	-	-	-	-	-
07902						
Polling	-	-	-	-	-	-
Absentee	-	-	-	-	-	-
Early Vote	-	-	-	-	-	-
Provisional	-	-	-	-	-	-
Total	-	-	-	-	-	-
07903						
Polling	-	-	-	-	-	-
Absentee	-	-	-	-	-	-
Early Vote	-	-	-	-	-	-
Provisional	-	-	-	-	-	-
Total	-	-	-	-	-	-
07907						

RETRIEVED FROM DEMOCRACYDOCKET.COM

Statement of Votes Cast
Shelby County, TN
State and Federal General Election _Municipal Elections
November 6, 2018
SOVC For Jurisdiction Wide, All Counters, All Races
Official Combined Results

MILLINGTON ALDERMAN POST 4

	Reg. Voters	Times Counted	Total Votes	Larry Dagen	Write-In Votes	
Polling	-	-	-	-	-	-
Absentee	-	-	-	-	-	-
Early Vote	-	-	-	-	-	-
Provisional	-	-	-	-	-	-
Total	-	-	-	-	-	-
08002						
Polling	-	-	-	-	-	-
Absentee	-	-	-	-	-	-
Early Vote	-	-	-	-	-	-
Provisional	-	-	-	-	-	-
Total	-	-	-	-	-	-
08101						
Polling	-	-	-	-	-	-
Absentee	-	-	-	-	-	-
Early Vote	-	-	-	-	-	-
Provisional	-	-	-	-	-	-
Total	-	-	-	-	-	-
08103						
Polling	-	-	-	-	-	-
Absentee	-	-	-	-	-	-
Early Vote	-	-	-	-	-	-
Provisional	-	-	-	-	-	-
Total	-	-	-	-	-	-
08105						
Polling	-	-	-	-	-	-
Absentee	-	-	-	-	-	-
Early Vote	-	-	-	-	-	-
Provisional	-	-	-	-	-	-
Total	-	-	-	-	-	-
08107						
Polling	-	-	-	-	-	-
Absentee	-	-	-	-	-	-
Early Vote	-	-	-	-	-	-
Provisional	-	-	-	-	-	-
Total	-	-	-	-	-	-
08202						
Polling	-	-	-	-	-	-
Absentee	-	-	-	-	-	-
Early Vote	-	-	-	-	-	-
Provisional	-	-	-	-	-	-
Total	-	-	-	-	-	-
08300						
Polling	-	-	-	-	-	-
Absentee	-	-	-	-	-	-
Early Vote	-	-	-	-	-	-
Provisional	-	-	-	-	-	-
Total	-	-	-	-	-	-
08402						
Polling	-	-	-	-	-	-
Absentee	-	-	-	-	-	-
Early Vote	-	-	-	-	-	-
Provisional	-	-	-	-	-	-
Total	-	-	-	-	-	-
08600						
Polling	-	-	-	-	-	-
Absentee	-	-	-	-	-	-
Early Vote	-	-	-	-	-	-
Provisional	-	-	-	-	-	-

RETRIEVED FROM DEMOCRACYDOCKET.COM

Statement of Votes Cast
Shelby County, TN
State and Federal General Election _Municipal Elections
November 6, 2018
SOVC For Jurisdiction Wide, All Counters, All Races
Official Combined Results

MILLINGTON ALDERMAN POST 4

	Reg. Voters	Times Counted	Total Votes	Larry Dagen	Write-In Votes		
Total	-	-	-	-	-	-	-
08702							
Polling	-	-	-	-	-	-	-
Absentee	-	-	-	-	-	-	-
Early Vote	-	-	-	-	-	-	-
Provisional	-	-	-	-	-	-	-
Total	-	-	-	-	-	-	-
08703							
Polling	-	-	-	-	-	-	-
Absentee	-	-	-	-	-	-	-
Early Vote	-	-	-	-	-	-	-
Provisional	-	-	-	-	-	-	-
Total	-	-	-	-	-	-	-
08704							
Polling	-	-	-	-	-	-	-
Absentee	-	-	-	-	-	-	-
Early Vote	-	-	-	-	-	-	-
Provisional	-	-	-	-	-	-	-
Total	-	-	-	-	-	-	-
08802							
Polling	-	-	-	-	-	-	-
Absentee	-	-	-	-	-	-	-
Early Vote	-	-	-	-	-	-	-
Provisional	-	-	-	-	-	-	-
Total	-	-	-	-	-	-	-
08803							
Polling	-	-	-	-	-	-	-
Absentee	-	-	-	-	-	-	-
Early Vote	-	-	-	-	-	-	-
Provisional	-	-	-	-	-	-	-
Total	-	-	-	-	-	-	-
08804							
Polling	-	-	-	-	-	-	-
Absentee	-	-	-	-	-	-	-
Early Vote	-	-	-	-	-	-	-
Provisional	-	-	-	-	-	-	-
Total	-	-	-	-	-	-	-
08901							
Polling	-	-	-	-	-	-	-
Absentee	-	-	-	-	-	-	-
Early Vote	-	-	-	-	-	-	-
Provisional	-	-	-	-	-	-	-
Total	-	-	-	-	-	-	-
08902							
Polling	-	-	-	-	-	-	-
Absentee	-	-	-	-	-	-	-
Early Vote	-	-	-	-	-	-	-
Provisional	-	-	-	-	-	-	-
Total	-	-	-	-	-	-	-
09002							
Polling	-	-	-	-	-	-	-
Absentee	-	-	-	-	-	-	-
Early Vote	-	-	-	-	-	-	-
Provisional	-	-	-	-	-	-	-
Total	-	-	-	-	-	-	-
09003							
Polling	-	-	-	-	-	-	-
Absentee	-	-	-	-	-	-	-

RETRIEVED FROM DEMOCRACYDOCKET.COM

Statement of Votes Cast
Shelby County, TN
State and Federal General Election _Municipal Elections
November 6, 2018
SOVC For Jurisdiction Wide, All Counters, All Races
Official Combined Results

MILLINGTON ALDERMAN POST 4

	Reg. Voters	Times Counted	Total Votes	Larry Dagen		Write-In Votes	
Early Vote	-	-	-	-	-	-	-
Provisional	-	-	-	-	-	-	-
Total	-	-	-	-	-	-	-
09101							
Polling	-	-	-	-	-	-	-
Absentee	-	-	-	-	-	-	-
Early Vote	-	-	-	-	-	-	-
Provisional	-	-	-	-	-	-	-
Total	-	-	-	-	-	-	-
09102							
Polling	-	-	-	-	-	-	-
Absentee	-	-	-	-	-	-	-
Early Vote	-	-	-	-	-	-	-
Provisional	-	-	-	-	-	-	-
Total	-	-	-	-	-	-	-
09104							
Polling	-	-	-	-		-	-
Absentee	-	-	-	-	-	-	-
Early Vote	-	-	-	-	-	-	-
Provisional	-	-	-	-	-	-	-
Total	-	-	-	-	-	-	-
09201							
Polling	-	-	-	-	-	-	-
Absentee	-	-	-	-	-	-	-
Early Vote	-	-	-	-	-	-	-
Provisional	-	-	-	-	-	-	-
Total	-	-	-	-	-	-	-
09301							
Polling	-	-	-	-	-	-	-
Absentee	-	-	-	-	-	-	-
Early Vote	-	-	-	-	-	-	-
Provisional	-	-	-	-	-	-	-
Total	-	-	-	-	-	-	-
09303							
Polling	-	-	-	-	-	-	-
Absentee	-	-	-	-	-	-	-
Early Vote	-	-	-	-	-	-	-
Provisional	-	-	-	-	-	-	-
Total	-	-	-	-	-	-	-
09403							
Polling	-	-	-	-	-	-	-
Absentee	-	-	-	-	-	-	-
Early Vote	-	-	-	-	-	-	-
Provisional	-	-	-	-	-	-	-
Total	-	-	-	-	-	-	-
09406							
Polling	-	-	-	-	-	-	-
Absentee	-	-	-	-	-	-	-
Early Vote	-	-	-	-	-	-	-
Provisional	-	-	-	-	-	-	-
Total	-	-	-	-	-	-	-
09407							
Polling	-	-	-	-	-	-	-
Absentee	-	-	-	-	-	-	-
Early Vote	-	-	-	-	-	-	-
Provisional	-	-	-	-	-	-	-
Total	-	-	-	-	-	-	-
09408							

RETRIEVED FROM DEMOCRACYDOCKET.COM

Statement of Votes Cast
Shelby County, TN
State and Federal General Election _Municipal Elections
November 6, 2018
SOVC For Jurisdiction Wide, All Counters, All Races
Official Combined Results

	MILLINGTON ALDERMAN POST 4					
	Reg. Voters	Times Counted	Total Votes	Larry Dagen		Write-In Votes
Polling	-	-	-	-	-	-
Absentee	-	-	-	-	-	-
Early Vote	-	-	-	-	-	-
Provisional	-	-	-	-	-	-
Total	-	-	-	-	-	-
09501						
Polling	-	-	-	-	-	-
Absentee	-	-	-	-	-	-
Early Vote	-	-	-	-	-	-
Provisional	-	-	-	-	-	-
Total	-	-	-	-	-	-
09505						
Polling	-	-	-	-	-	-
Absentee	-	-	-	-	-	-
Early Vote	-	-	-	-	-	-
Provisional	-	-	-	-	-	-
Total	-	-	-	-	-	-
09506						
Polling	-	-	-	-	-	-
Absentee	-	-	-	-	-	-
Early Vote	-	-	-	-	-	-
Provisional	-	-	-	-	-	-
Total	-	-	-	-	-	-
09507						
Polling	-	-	-	-	-	-
Absentee	-	-	-	-	-	-
Early Vote	-	-	-	-	-	-
Provisional	-	-	-	-	-	-
Total	-	-	-	-	-	-
09508						
Polling	-	-	-	-	-	-
Absentee	-	-	-	-	-	-
Early Vote	-	-	-	-	-	-
Provisional	-	-	-	-	-	-
Total	-	-	-	-	-	-
09601						
Polling	-	-	-	-	-	-
Absentee	-	-	-	-	-	-
Early Vote	-	-	-	-	-	-
Provisional	-	-	-	-	-	-
Total	-	-	-	-	-	-
09602						
Polling	-	-	-	-	-	-
Absentee	-	-	-	-	-	-
Early Vote	-	-	-	-	-	-
Provisional	-	-	-	-	-	-
Total	-	-	-	-	-	-
ARL01						
Polling	-	-	-	-	-	-
Absentee	-	-	-	-	-	-
Early Vote	-	-	-	-	-	-
Provisional	-	-	-	-	-	-
Total	-	-	-	-	-	-
ARL02						
Polling	-	-	-	-	-	-
Absentee	-	-	-	-	-	-
Early Vote	-	-	-	-	-	-
Provisional	-	-	-	-	-	-

RETRIEVED FROM DEMOCRACYDOCKET.COM

Statement of Votes Cast
Shelby County, TN
State and Federal General Election _Municipal Elections
November 6, 2018
SOVC For Jurisdiction Wide, All Counters, All Races
Official Combined Results

	MILLINGTON ALDERMAN POST 4					
	Reg. Voters	Times Counted	Total Votes	Larry Dagen		Write-In Votes
Total	-	-	-	-	-	-
BAR03						
Polling	-	-	-	-	-	-
Absentee	-	-	-	-	-	-
Early Vote	-	-	-	-	-	-
Provisional	-	-	-	-	-	-
Total	-	-	-	-	-	-
BAR04						
Polling	-	-	-	-	-	-
Absentee	-	-	-	-	-	-
Early Vote	-	-	-	-	-	-
Provisional	-	-	-	-	-	-
Total	-	-	-	-	-	-
BAR05						
Polling	-	-	-	-	-	-
Absentee	-	-	-	-	-	-
Early Vote	-	-	-	-	-	-
Provisional	-	-	-	-	-	-
Total	-	-	-	-	-	-
BAR06						
Polling	-	-	-	-	-	-
Absentee	-	-	-	-	-	-
Early Vote	-	-	-	-	-	-
Provisional	-	-	-	-	-	-
Total	-	-	-	-	-	-
BAR08						
Polling	-	-	-	-	-	-
Absentee	-	-	-	-	-	-
Early Vote	-	-	-	-	-	-
Provisional	-	-	-	-	-	-
Total	-	-	-	-	-	-
BAR09						
Polling	-	-	-	-	-	-
Absentee	-	-	-	-	-	-
Early Vote	-	-	-	-	-	-
Provisional	-	-	-	-	-	-
Total	-	-	-	-	-	-
BAR11						
Polling	-	-	-	-	-	-
Absentee	-	-	-	-	-	-
Early Vote	-	-	-	-	-	-
Provisional	-	-	-	-	-	-
Total	-	-	-	-	-	-
BAR13						
Polling	-	-	-	-	-	-
Absentee	-	-	-	-	-	-
Early Vote	-	-	-	-	-	-
Provisional	-	-	-	-	-	-
Total	-	-	-	-	-	-
BRU01						
Polling	-	-	-	-	-	-
Absentee	-	-	-	-	-	-
Early Vote	-	-	-	-	-	-
Provisional	-	-	-	-	-	-
Total	-	-	-	-	-	-
BRU02						
Polling	-	-	-	-	-	-
Absentee	-	-	-	-	-	-

RETRIEVED FROM DEMOCRACYDOCKET.COM

Statement of Votes Cast
Shelby County, TN
State and Federal General Election _Municipal Elections
November 6, 2018
SOVC For Jurisdiction Wide, All Counters, All Races
Official Combined Results

	MILLINGTON ALDERMAN POST 4				
	Reg. Voters	Times Counted	Total Votes	Larry Dagen	Write-In Votes
Early Vote	-	-	-	-	-
Provisional	-	-	-	-	-
Total	-	-	-	-	-
COL01					
Polling	-	-	-	-	-
Absentee	-	-	-	-	-
Early Vote	-	-	-	-	-
Provisional	-	-	-	-	-
Total	-	-	-	-	-
COL02					
Polling	-	-	-	-	-
Absentee	-	-	-	-	-
Early Vote	-	-	-	-	-
Provisional	-	-	-	-	-
Total	-	-	-	-	-
COL03					
Polling	-	-	-	-	-
Absentee	-	-	-	-	-
Early Vote	-	-	-	-	-
Provisional	-	-	-	-	-
Total	-	-	-	-	-
COL04					
Polling	-	-	-	-	-
Absentee	-	-	-	-	-
Early Vote	-	-	-	-	-
Provisional	-	-	-	-	-
Total	-	-	-	-	-
COL05					
Polling	-	-	-	-	-
Absentee	-	-	-	-	-
Early Vote	-	-	-	-	-
Provisional	-	-	-	-	-
Total	-	-	-	-	-
COL06					
Polling	-	-	-	-	-
Absentee	-	-	-	-	-
Early Vote	-	-	-	-	-
Provisional	-	-	-	-	-
Total	-	-	-	-	-
COL07					
Polling	-	-	-	-	-
Absentee	-	-	-	-	-
Early Vote	-	-	-	-	-
Provisional	-	-	-	-	-
Total	-	-	-	-	-
COL08					
Polling	-	-	-	-	-
Absentee	-	-	-	-	-
Early Vote	-	-	-	-	-
Provisional	-	-	-	-	-
Total	-	-	-	-	-
COL09					
Polling	-	-	-	-	-
Absentee	-	-	-	-	-
Early Vote	-	-	-	-	-
Provisional	-	-	-	-	-
Total	-	-	-	-	-
COR03					

RETRIEVED FROM DEMOCRACYDOCKET.COM

Statement of Votes Cast
Shelby County, TN
State and Federal General Election _Municipal Elections
November 6, 2018
SOVC For Jurisdiction Wide, All Counters, All Races
Official Combined Results

MILLINGTON ALDERMAN POST 4

	Reg. Voters	Times Counted	Total Votes	Larry Dagen	Write-In Votes		
Polling	-	-	-	-	-	-	-
Absentee	-	-	-	-	-	-	-
Early Vote	-	-	-	-	-	-	-
Provisional	-	-	-	-	-	-	-
Total	-	-	-	-	-	-	-
COR04							
Polling	-	-	-	-	-	-	-
Absentee	-	-	-	-	-	-	-
Early Vote	-	-	-	-	-	-	-
Provisional	-	-	-	-	-	-	-
Total	-	-	-	-	-	-	-
COR05							
Polling	-	-	-	-	-	-	-
Absentee	-	-	-	-	-	-	-
Early Vote	-	-	-	-	-	-	-
Provisional	-	-	-	-	-	-	-
Total	-	-	-	-	-	-	-
EAD00							
Polling	-	-	-	-	-	-	-
Absentee	-	-	-	-	-	-	-
Early Vote	-	-	-	-	-	-	-
Provisional	-	-	-	-	-	-	-
Total	-	-	-	-	-	-	-
FOR01							
Polling	-	-	-	-	-	-	-
Absentee	-	-	-	-	-	-	-
Early Vote	-	-	-	-	-	-	-
Provisional	-	-	-	-	-	-	-
Total	-	-	-	-	-	-	-
FOR02							
Polling	-	-	-	-	-	-	-
Absentee	-	-	-	-	-	-	-
Early Vote	-	-	-	-	-	-	-
Provisional	-	-	-	-	-	-	-
Total	-	-	-	-	-	-	-
FOR03							
Polling	-	-	-	-	-	-	-
Absentee	-	-	-	-	-	-	-
Early Vote	-	-	-	-	-	-	-
Provisional	-	-	-	-	-	-	-
Total	-	-	-	-	-	-	-
GER02							
Polling	-	-	-	-	-	-	-
Absentee	-	-	-	-	-	-	-
Early Vote	-	-	-	-	-	-	-
Provisional	-	-	-	-	-	-	-
Total	-	-	-	-	-	-	-
GER03							
Polling	-	-	-	-	-	-	-
Absentee	-	-	-	-	-	-	-
Early Vote	-	-	-	-	-	-	-
Provisional	-	-	-	-	-	-	-
Total	-	-	-	-	-	-	-
GER04							
Polling	-	-	-	-	-	-	-
Absentee	-	-	-	-	-	-	-
Early Vote	-	-	-	-	-	-	-
Provisional	-	-	-	-	-	-	-

RETRIEVED FROM DEMOCRACYDOCKET.COM

Statement of Votes Cast
Shelby County, TN
State and Federal General Election _Municipal Elections
November 6, 2018
SOVC For Jurisdiction Wide, All Counters, All Races
Official Combined Results

	MILLINGTON ALDERMAN POST 4						
	Reg. Voters	Times Counted	Total Votes	Larry Dagen		Write-In Votes	
Total	-	-	-	-	-	-	-
GER05							
Polling	-	-	-	-	-	-	-
Absentee	-	-	-	-	-	-	-
Early Vote	-	-	-	-	-	-	-
Provisional	-	-	-	-	-	-	-
Total	-	-	-	-	-	-	-
GER06							
Polling	-	-	-	-	-	-	-
Absentee	-	-	-	-	-	-	-
Early Vote	-	-	-	-	-	-	-
Provisional	-	-	-	-	-	-	-
Total	-	-	-	-	-	-	-
GER08							
Polling	-	-	-	-	-	-	-
Absentee	-	-	-	-	-	-	-
Early Vote	-	-	-	-	-	-	-
Provisional	-	-	-	-	-	-	-
Total	-	-	-	-	-	-	-
GER10							
Polling	-	-	-	-	-	-	-
Absentee	-	-	-	-	-	-	-
Early Vote	-	-	-	-	-	-	-
Provisional	-	-	-	-	-	-	-
Total	-	-	-	-	-	-	-
GER11							
Polling	-	-	-	-	-	-	-
Absentee	-	-	-	-	-	-	-
Early Vote	-	-	-	-	-	-	-
Provisional	-	-	-	-	-	-	-
Total	-	-	-	-	-	-	-
GER12							
Polling	-	-	-	-	-	-	-
Absentee	-	-	-	-	-	-	-
Early Vote	-	-	-	-	-	-	-
Provisional	-	-	-	-	-	-	-
Total	-	-	-	-	-	-	-
LAK01							
Polling	-	-	-	-	-	-	-
Absentee	-	-	-	-	-	-	-
Early Vote	-	-	-	-	-	-	-
Provisional	-	-	-	-	-	-	-
Total	-	-	-	-	-	-	-
LAK02							
Polling	-	-	-	-	-	-	-
Absentee	-	-	-	-	-	-	-
Early Vote	-	-	-	-	-	-	-
Provisional	-	-	-	-	-	-	-
Total	-	-	-	-	-	-	-
LUC01							
Polling	622	180	138	138	100.00%	0	0.00%
Absentee	622	4	1	1	100.00%	0	0.00%
Early Vote	622	234	187	187	100.00%	0	0.00%
Provisional	622	1	0	0	-	0	-
Total	622	419	326	326	100.00%	0	0.00%
LUC03							
Polling	105	17	9	9	100.00%	0	0.00%
Absentee	105	0	0	0	-	0	-

RETRIEVED FROM DEMOCRACYDOCKET.COM

Statement of Votes Cast
Shelby County, TN
State and Federal General Election _Municipal Elections
November 6, 2018
SOVC For Jurisdiction Wide, All Counters, All Races
Official Combined Results

MILLINGTON ALDERMAN POST 4

	Reg. Voters	Times Counted	Total Votes	Larry Dagen		Write-In Votes	
Early Vote	105	43	31	31	100.00%	0	0.00%
Provisional	105	0	0	0	-	0	-
Total	105	60	40	40	100.00%	0	0.00%
MCC00							
Polling	-	-	-	-	-	-	-
Absentee	-	-	-	-	-	-	-
Early Vote	-	-	-	-	-	-	-
Provisional	-	-	-	-	-	-	-
Total	-	-	-	-	-	-	-
MIL01							
Polling	2020	281	236	235	99.58%	1	0.42%
Absentee	2020	8	7	7	100.00%	0	0.00%
Early Vote	2020	673	537	535	99.63%	2	0.37%
Provisional	2020	1	0	0	-	0	-
Total	2020	963	780	777	99.62%	3	0.38%
MIL02							
Polling	3620	441	373	370	99.20%	3	0.80%
Absentee	3620	35	31	30	96.77%	1	3.23%
Early Vote	3620	1290	1073	1066	99.35%	7	0.65%
Provisional	3620	6	5	5	100.00%	0	0.00%
Total	3620	1772	1482	1471	99.26%	11	0.74%
MOR01							
Polling	-	-	-	-	-	-	-
Absentee	-	-	-	-	-	-	-
Early Vote	-	-	-	-	-	-	-
Provisional	-	-	-	-	-	-	-
Total	-	-	-	-	-	-	-
MOR02							
Polling	-	-	-	-	-	-	-
Absentee	-	-	-	-	-	-	-
Early Vote	-	-	-	-	-	-	-
Provisional	-	-	-	-	-	-	-
Total	-	-	-	-	-	-	-
ROS05							
Polling	-	-	-	-	-	-	-
Absentee	-	-	-	-	-	-	-
Early Vote	-	-	-	-	-	-	-
Provisional	-	-	-	-	-	-	-
Total	-	-	-	-	-	-	-
ROS13							
Polling	-	-	-	-	-	-	-
Absentee	-	-	-	-	-	-	-
Early Vote	-	-	-	-	-	-	-
Provisional	-	-	-	-	-	-	-
Total	-	-	-	-	-	-	-
ROS14							
Polling	-	-	-	-	-	-	-
Absentee	-	-	-	-	-	-	-
Early Vote	-	-	-	-	-	-	-
Provisional	-	-	-	-	-	-	-
Total	-	-	-	-	-	-	-
ROS15							
Polling	-	-	-	-	-	-	-
Absentee	-	-	-	-	-	-	-
Early Vote	-	-	-	-	-	-	-
Provisional	-	-	-	-	-	-	-
Total	-	-	-	-	-	-	-
ROS16							

RETRIEVED FROM DEMOCRACYDOCKET.COM

Statement of Votes Cast
Shelby County, TN
State and Federal General Election _Municipal Elections
November 6, 2018
SOVC For Jurisdiction Wide, All Counters, All Races
Official Combined Results

	MILLINGTON ALDERMAN POST 4						
	Reg. Voters	Times Counted	Total Votes	Larry Dagen		Write-In Votes	
Polling	-	-	-	-	-	-	-
Absentee	-	-	-	-	-	-	-
Early Vote	-	-	-	-	-	-	-
Provisional	-	-	-	-	-	-	-
Total	-	-	-	-	-	-	-
STE00							
Polling	-	-	-	-	-	-	-
Absentee	-	-	-	-	-	-	-
Early Vote	-	-	-	-	-	-	-
Provisional	-	-	-	-	-	-	-
Total	-	-	-	-	-	-	-
Total							
Polling	6367	919	756	752	99.47%	4	0.53%
Absentee	6367	47	39	38	97.44%	1	2.56%
Early Vote	6367	2240	1828	1819	99.51%	9	0.49%
Provisional	6367	8	5	5	100.00%	0	0.00%
Total	6367	3214	2628	2614	99.47%	14	0.53%

RETRIEVED FROM DEMOCRACYDOCKET.COM

Statement of Votes Cast
Shelby County, TN
State and Federal General Election _Municipal Elections
November 6, 2018
SOVC For Jurisdiction Wide, All Counters, All Races
Official Combined Results

	MILLINGTON SCH BOARD POST 2					
	Reg. Voters	Times Counted	Total Votes	Marlon Evans	Cecilia "C.J." Haley	Write-In Votes
Jurisdiction Wide						
00100						
Polling	-	-	-	-	-	-
Absentee	-	-	-	-	-	-
Early Vote	-	-	-	-	-	-
Provisional	-	-	-	-	-	-
Total	-	-	-	-	-	-
00200						
Polling	-	-	-	-	-	-
Absentee	-	-	-	-	-	-
Early Vote	-	-	-	-	-	-
Provisional	-	-	-	-	-	-
Total	-	-	-	-	-	-
01100						
Polling	-	-	-	-	-	-
Absentee	-	-	-	-	-	-
Early Vote	-	-	-	-	-	-
Provisional	-	-	-	-	-	-
Total	-	-	-	-	-	-
01200						
Polling	-	-	-	-	-	-
Absentee	-	-	-	-	-	-
Early Vote	-	-	-	-	-	-
Provisional	-	-	-	-	-	-
Total	-	-	-	-	-	-
01300						
Polling	-	-	-	-	-	-
Absentee	-	-	-	-	-	-
Early Vote	-	-	-	-	-	-
Provisional	-	-	-	-	-	-
Total	-	-	-	-	-	-
01601						
Polling	-	-	-	-	-	-
Absentee	-	-	-	-	-	-
Early Vote	-	-	-	-	-	-
Provisional	-	-	-	-	-	-
Total	-	-	-	-	-	-
01603						
Polling	-	-	-	-	-	-
Absentee	-	-	-	-	-	-
Early Vote	-	-	-	-	-	-
Provisional	-	-	-	-	-	-
Total	-	-	-	-	-	-
01700						
Polling	-	-	-	-	-	-
Absentee	-	-	-	-	-	-
Early Vote	-	-	-	-	-	-
Provisional	-	-	-	-	-	-
Total	-	-	-	-	-	-
02001						
Polling	-	-	-	-	-	-
Absentee	-	-	-	-	-	-
Early Vote	-	-	-	-	-	-
Provisional	-	-	-	-	-	-
Total	-	-	-	-	-	-
02003						
Polling	-	-	-	-	-	-
Absentee	-	-	-	-	-	-

RETRIEVED FROM DEMOCRACYDOCKET.COM

Statement of Votes Cast
Shelby County, TN
State and Federal General Election _Municipal Elections
November 6, 2018
SOVC For Jurisdiction Wide, All Counters, All Races
Official Combined Results

MILLINGTON SCH BOARD POST 2

	Reg. Voters	Times Counted	Total Votes	Marlon Evans	Cecilia "C.J." Haley	Write-In Votes		
Early Vote	-	-	-	-	-	-	-	-
Provisional	-	-	-	-	-	-	-	-
Total	-	-	-	-	-	-	-	-
02100								
Polling	-	-	-	-	-	-	-	-
Absentee	-	-	-	-	-	-	-	-
Early Vote	-	-	-	-	-	-	-	-
Provisional	-	-	-	-	-	-	-	-
Total	-	-	-	-	-	-	-	-
02600								
Polling	-	-	-	-	-	-	-	-
Absentee	-	-	-	-	-	-	-	-
Early Vote	-	-	-	-	-	-	-	-
Provisional	-	-	-	-	-	-	-	-
Total	-	-	-	-	-	-	-	-
02800								
Polling	-	-	-	-	-	-	-	-
Absentee	-	-	-	-	-	-	-	-
Early Vote	-	-	-	-	-	-	-	-
Provisional	-	-	-	-	-	-	-	-
Total	-	-	-	-	-	-	-	-
03102								
Polling	-	-	-	-	-	-	-	-
Absentee	-	-	-	-	-	-	-	-
Early Vote	-	-	-	-	-	-	-	-
Provisional	-	-	-	-	-	-	-	-
Total	-	-	-	-	-	-	-	-
03104								
Polling	-	-	-	-	-	-	-	-
Absentee	-	-	-	-	-	-	-	-
Early Vote	-	-	-	-	-	-	-	-
Provisional	-	-	-	-	-	-	-	-
Total	-	-	-	-	-	-	-	-
03300								
Polling	-	-	-	-	-	-	-	-
Absentee	-	-	-	-	-	-	-	-
Early Vote	-	-	-	-	-	-	-	-
Provisional	-	-	-	-	-	-	-	-
Total	-	-	-	-	-	-	-	-
03402								
Polling	-	-	-	-	-	-	-	-
Absentee	-	-	-	-	-	-	-	-
Early Vote	-	-	-	-	-	-	-	-
Provisional	-	-	-	-	-	-	-	-
Total	-	-	-	-	-	-	-	-
03601								
Polling	-	-	-	-	-	-	-	-
Absentee	-	-	-	-	-	-	-	-
Early Vote	-	-	-	-	-	-	-	-
Provisional	-	-	-	-	-	-	-	-
Total	-	-	-	-	-	-	-	-
03602								
Polling	-	-	-	-	-	-	-	-
Absentee	-	-	-	-	-	-	-	-
Early Vote	-	-	-	-	-	-	-	-
Provisional	-	-	-	-	-	-	-	-
Total	-	-	-	-	-	-	-	-
03700								

RETRIEVED FROM DEMOCRACYDOCKET.COM

Statement of Votes Cast
Shelby County, TN
State and Federal General Election _Municipal Elections
November 6, 2018
SOVC For Jurisdiction Wide, All Counters, All Races
Official Combined Results

	MILLINGTON SCH BOARD POST 2					
	Reg. Voters	Times Counted	Total Votes	Marlon Evans	Cecilia "C.J." Haley	Write-In Votes
Polling	-	-	-	-	-	-
Absentee	-	-	-	-	-	-
Early Vote	-	-	-	-	-	-
Provisional	-	-	-	-	-	-
Total	-	-	-	-	-	-
04103						
Polling	-	-	-	-	-	-
Absentee	-	-	-	-	-	-
Early Vote	-	-	-	-	-	-
Provisional	-	-	-	-	-	-
Total	-	-	-	-	-	-
04201						
Polling	-	-	-	-	-	-
Absentee	-	-	-	-	-	-
Early Vote	-	-	-	-	-	-
Provisional	-	-	-	-	-	-
Total	-	-	-	-	-	-
04401						
Polling	-	-	-	-	-	-
Absentee	-	-	-	-	-	-
Early Vote	-	-	-	-	-	-
Provisional	-	-	-	-	-	-
Total	-	-	-	-	-	-
04405						
Polling	-	-	-	-	-	-
Absentee	-	-	-	-	-	-
Early Vote	-	-	-	-	-	-
Provisional	-	-	-	-	-	-
Total	-	-	-	-	-	-
04502						
Polling	-	-	-	-	-	-
Absentee	-	-	-	-	-	-
Early Vote	-	-	-	-	-	-
Provisional	-	-	-	-	-	-
Total	-	-	-	-	-	-
04504						
Polling	-	-	-	-	-	-
Absentee	-	-	-	-	-	-
Early Vote	-	-	-	-	-	-
Provisional	-	-	-	-	-	-
Total	-	-	-	-	-	-
04602						
Polling	-	-	-	-	-	-
Absentee	-	-	-	-	-	-
Early Vote	-	-	-	-	-	-
Provisional	-	-	-	-	-	-
Total	-	-	-	-	-	-
04700						
Polling	-	-	-	-	-	-
Absentee	-	-	-	-	-	-
Early Vote	-	-	-	-	-	-
Provisional	-	-	-	-	-	-
Total	-	-	-	-	-	-
04900						
Polling	-	-	-	-	-	-
Absentee	-	-	-	-	-	-
Early Vote	-	-	-	-	-	-
Provisional	-	-	-	-	-	-

RETRIEVED FROM DEMOCRACYDOCKET.COM

Statement of Votes Cast
Shelby County, TN
State and Federal General Election _Municipal Elections
November 6, 2018
SOVC For Jurisdiction Wide, All Counters, All Races
Official Combined Results

	MILLINGTON SCH BOARD POST 2					
	Reg. Voters	Times Counted	Total Votes	Marlon Evans	Cecilia "C.J." Haley	Write-In Votes
Total	-	-	-	-	-	-
05001						
Polling	-	-	-	-	-	-
Absentee	-	-	-	-	-	-
Early Vote	-	-	-	-	-	-
Provisional	-	-	-	-	-	-
Total	-	-	-	-	-	-
05002						
Polling	-	-	-	-	-	-
Absentee	-	-	-	-	-	-
Early Vote	-	-	-	-	-	-
Provisional	-	-	-	-	-	-
Total	-	-	-	-	-	-
05201						
Polling	-	-	-	-	-	-
Absentee	-	-	-	-	-	-
Early Vote	-	-	-	-	-	-
Provisional	-	-	-	-	-	-
Total	-	-	-	-	-	-
05301						
Polling	-	-	-	-	-	-
Absentee	-	-	-	-	-	-
Early Vote	-	-	-	-	-	-
Provisional	-	-	-	-	-	-
Total	-	-	-	-	-	-
05400						
Polling	-	-	-	-	-	-
Absentee	-	-	-	-	-	-
Early Vote	-	-	-	-	-	-
Provisional	-	-	-	-	-	-
Total	-	-	-	-	-	-
05502						
Polling	-	-	-	-	-	-
Absentee	-	-	-	-	-	-
Early Vote	-	-	-	-	-	-
Provisional	-	-	-	-	-	-
Total	-	-	-	-	-	-
05700						
Polling	-	-	-	-	-	-
Absentee	-	-	-	-	-	-
Early Vote	-	-	-	-	-	-
Provisional	-	-	-	-	-	-
Total	-	-	-	-	-	-
05801						
Polling	-	-	-	-	-	-
Absentee	-	-	-	-	-	-
Early Vote	-	-	-	-	-	-
Provisional	-	-	-	-	-	-
Total	-	-	-	-	-	-
05804						
Polling	-	-	-	-	-	-
Absentee	-	-	-	-	-	-
Early Vote	-	-	-	-	-	-
Provisional	-	-	-	-	-	-
Total	-	-	-	-	-	-
05905						
Polling	-	-	-	-	-	-
Absentee	-	-	-	-	-	-

RETRIEVED FROM DEMOCRACYDOCKET.COM

Statement of Votes Cast
Shelby County, TN
State and Federal General Election _Municipal Elections
November 6, 2018
SOVC For Jurisdiction Wide, All Counters, All Races
Official Combined Results

	MILLINGTON SCH BOARD POST 2					
	Reg. Voters	Times Counted	Total Votes	Marlon Evans	Cecilia "C.J." Haley	Write-In Votes
Early Vote	-	-	-	-	-	-
Provisional	-	-	-	-	-	-
Total	-	-	-	-	-	-
06003						
Polling	-	-	-	-	-	-
Absentee	-	-	-	-	-	-
Early Vote	-	-	-	-	-	-
Provisional	-	-	-	-	-	-
Total	-	-	-	-	-	-
06005						
Polling	-	-	-	-	-	-
Absentee	-	-	-	-	-	-
Early Vote	-	-	-	-	-	-
Provisional	-	-	-	-	-	-
Total	-	-	-	-	-	-
06006						
Polling	-	-	-	-	-	-
Absentee	-	-	-	-	-	-
Early Vote	-	-	-	-	-	-
Provisional	-	-	-	-	-	-
Total	-	-	-	-	-	-
06007						
Polling	-	-	-	-	-	-
Absentee	-	-	-	-	-	-
Early Vote	-	-	-	-	-	-
Provisional	-	-	-	-	-	-
Total	-	-	-	-	-	-
06009						
Polling	-	-	-	-	-	-
Absentee	-	-	-	-	-	-
Early Vote	-	-	-	-	-	-
Provisional	-	-	-	-	-	-
Total	-	-	-	-	-	-
06100						
Polling	-	-	-	-	-	-
Absentee	-	-	-	-	-	-
Early Vote	-	-	-	-	-	-
Provisional	-	-	-	-	-	-
Total	-	-	-	-	-	-
06200						
Polling	-	-	-	-	-	-
Absentee	-	-	-	-	-	-
Early Vote	-	-	-	-	-	-
Provisional	-	-	-	-	-	-
Total	-	-	-	-	-	-
06400						
Polling	-	-	-	-	-	-
Absentee	-	-	-	-	-	-
Early Vote	-	-	-	-	-	-
Provisional	-	-	-	-	-	-
Total	-	-	-	-	-	-
06600						
Polling	-	-	-	-	-	-
Absentee	-	-	-	-	-	-
Early Vote	-	-	-	-	-	-
Provisional	-	-	-	-	-	-
Total	-	-	-	-	-	-
06701						

RETRIEVED FROM DEMOCRACYDOCKET.COM

Statement of Votes Cast
Shelby County, TN
State and Federal General Election _Municipal Elections
November 6, 2018
SOVC For Jurisdiction Wide, All Counters, All Races
Official Combined Results

MILLINGTON SCH BOARD POST 2

	Reg. Voters	Times Counted	Total Votes	Marlon Evans	Cecilia "C.J." Haley	Write-In Votes		
Polling	-	-	-	-	-	-	-	-
Absentee	-	-	-	-	-	-	-	-
Early Vote	-	-	-	-	-	-	-	-
Provisional	-	-	-	-	-	-	-	-
Total	-	-	-	-	-	-	-	-
06703								
Polling	-	-	-	-	-	-	-	-
Absentee	-	-	-	-	-	-	-	-
Early Vote	-	-	-	-	-	-	-	-
Provisional	-	-	-	-	-	-	-	-
Total	-	-	-	-	-	-	-	-
06801								
Polling	-	-	-	-	-	-	-	-
Absentee	-	-	-	-	-	-	-	-
Early Vote	-	-	-	-	-	-	-	-
Provisional	-	-	-	-	-	-	-	-
Total	-	-	-	-	-	-	-	-
06803								
Polling	-	-	-	-	-	-	-	-
Absentee	-	-	-	-	-	-	-	-
Early Vote	-	-	-	-	-	-	-	-
Provisional	-	-	-	-	-	-	-	-
Total	-	-	-	-	-	-	-	-
06902								
Polling	-	-	-	-	-	-	-	-
Absentee	-	-	-	-	-	-	-	-
Early Vote	-	-	-	-	-	-	-	-
Provisional	-	-	-	-	-	-	-	-
Total	-	-	-	-	-	-	-	-
07001								
Polling	-	-	-	-	-	-	-	-
Absentee	-	-	-	-	-	-	-	-
Early Vote	-	-	-	-	-	-	-	-
Provisional	-	-	-	-	-	-	-	-
Total	-	-	-	-	-	-	-	-
07002								
Polling	-	-	-	-	-	-	-	-
Absentee	-	-	-	-	-	-	-	-
Early Vote	-	-	-	-	-	-	-	-
Provisional	-	-	-	-	-	-	-	-
Total	-	-	-	-	-	-	-	-
07104								
Polling	-	-	-	-	-	-	-	-
Absentee	-	-	-	-	-	-	-	-
Early Vote	-	-	-	-	-	-	-	-
Provisional	-	-	-	-	-	-	-	-
Total	-	-	-	-	-	-	-	-
07203								
Polling	-	-	-	-	-	-	-	-
Absentee	-	-	-	-	-	-	-	-
Early Vote	-	-	-	-	-	-	-	-
Provisional	-	-	-	-	-	-	-	-
Total	-	-	-	-	-	-	-	-
07207								
Polling	-	-	-	-	-	-	-	-
Absentee	-	-	-	-	-	-	-	-
Early Vote	-	-	-	-	-	-	-	-
Provisional	-	-	-	-	-	-	-	-

RETRIEVED FROM DEMOCRACYDOCKET.COM

Statement of Votes Cast
Shelby County, TN
State and Federal General Election _Municipal Elections
November 6, 2018
SOVC For Jurisdiction Wide, All Counters, All Races
Official Combined Results

MILLINGTON SCH BOARD POST 2

	Reg. Voters	Times Counted	Total Votes	Marlon Evans	Cecilia "C.J." Haley	Write-In Votes
Total	-	-	-	-	-	-
07301						
Polling	-	-	-	-	-	-
Absentee	-	-	-	-	-	-
Early Vote	-	-	-	-	-	-
Provisional	-	-	-	-	-	-
Total	-	-	-	-	-	-
07303						
Polling	-	-	-	-	-	-
Absentee	-	-	-	-	-	-
Early Vote	-	-	-	-	-	-
Provisional	-	-	-	-	-	-
Total	-	-	-	-	-	-
07401						
Polling	-	-	-	-	-	-
Absentee	-	-	-	-	-	-
Early Vote	-	-	-	-	-	-
Provisional	-	-	-	-	-	-
Total	-	-	-	-	-	-
07402						
Polling	-	-	-	-	-	-
Absentee	-	-	-	-	-	-
Early Vote	-	-	-	-	-	-
Provisional	-	-	-	-	-	-
Total	-	-	-	-	-	-
07405						
Polling	-	-	-	-	-	-
Absentee	-	-	-	-	-	-
Early Vote	-	-	-	-	-	-
Provisional	-	-	-	-	-	-
Total	-	-	-	-	-	-
07409						
Polling	-	-	-	-	-	-
Absentee	-	-	-	-	-	-
Early Vote	-	-	-	-	-	-
Provisional	-	-	-	-	-	-
Total	-	-	-	-	-	-
07501						
Polling	-	-	-	-	-	-
Absentee	-	-	-	-	-	-
Early Vote	-	-	-	-	-	-
Provisional	-	-	-	-	-	-
Total	-	-	-	-	-	-
07506						
Polling	-	-	-	-	-	-
Absentee	-	-	-	-	-	-
Early Vote	-	-	-	-	-	-
Provisional	-	-	-	-	-	-
Total	-	-	-	-	-	-
07507						
Polling	-	-	-	-	-	-
Absentee	-	-	-	-	-	-
Early Vote	-	-	-	-	-	-
Provisional	-	-	-	-	-	-
Total	-	-	-	-	-	-
07511						
Polling	-	-	-	-	-	-
Absentee	-	-	-	-	-	-

RETRIEVED FROM DEMOCRACYDOCKET.COM

Statement of Votes Cast
Shelby County, TN
State and Federal General Election _Municipal Elections
November 6, 2018
SOVC For Jurisdiction Wide, All Counters, All Races
Official Combined Results

MILLINGTON SCH BOARD POST 2

	Reg. Voters	Times Counted	Total Votes	Marlon Evans	Cecilia "C.J." Haley	Write-In Votes
Early Vote	-	-	-	-	-	-
Provisional	-	-	-	-	-	-
Total	-	-	-	-	-	-
07604						
Polling	-	-	-	-	-	-
Absentee	-	-	-	-	-	-
Early Vote	-	-	-	-	-	-
Provisional	-	-	-	-	-	-
Total	-	-	-	-	-	-
07605						
Polling	-	-	-	-	-	-
Absentee	-	-	-	-	-	-
Early Vote	-	-	-	-	-	-
Provisional	-	-	-	-	-	-
Total	-	-	-	-	-	-
07606						
Polling	-	-	-	-	-	-
Absentee	-	-	-	-	-	-
Early Vote	-	-	-	-	-	-
Provisional	-	-	-	-	-	-
Total	-	-	-	-	-	-
07701						
Polling	-	-	-	-	-	-
Absentee	-	-	-	-	-	-
Early Vote	-	-	-	-	-	-
Provisional	-	-	-	-	-	-
Total	-	-	-	-	-	-
07703						
Polling	-	-	-	-	-	-
Absentee	-	-	-	-	-	-
Early Vote	-	-	-	-	-	-
Provisional	-	-	-	-	-	-
Total	-	-	-	-	-	-
07803						
Polling	-	-	-	-	-	-
Absentee	-	-	-	-	-	-
Early Vote	-	-	-	-	-	-
Provisional	-	-	-	-	-	-
Total	-	-	-	-	-	-
07901						
Polling	-	-	-	-	-	-
Absentee	-	-	-	-	-	-
Early Vote	-	-	-	-	-	-
Provisional	-	-	-	-	-	-
Total	-	-	-	-	-	-
07902						
Polling	-	-	-	-	-	-
Absentee	-	-	-	-	-	-
Early Vote	-	-	-	-	-	-
Provisional	-	-	-	-	-	-
Total	-	-	-	-	-	-
07903						
Polling	-	-	-	-	-	-
Absentee	-	-	-	-	-	-
Early Vote	-	-	-	-	-	-
Provisional	-	-	-	-	-	-
Total	-	-	-	-	-	-
07907						

RETRIEVED FROM DEMOCRACYDOCKET.COM

Statement of Votes Cast
Shelby County, TN
State and Federal General Election _Municipal Elections
November 6, 2018
SOVC For Jurisdiction Wide, All Counters, All Races
Official Combined Results

	MILLINGTON SCH BOARD POST 2					
	Reg. Voters	Times Counted	Total Votes	Marlon Evans	Cecilia "C.J." Haley	Write-In Votes
Polling	-	-	-	-	-	-
Absentee	-	-	-	-	-	-
Early Vote	-	-	-	-	-	-
Provisional	-	-	-	-	-	-
Total	-	-	-	-	-	-
08002						
Polling	-	-	-	-	-	-
Absentee	-	-	-	-	-	-
Early Vote	-	-	-	-	-	-
Provisional	-	-	-	-	-	-
Total	-	-	-	-	-	-
08101						
Polling	-	-	-	-	-	-
Absentee	-	-	-	-	-	-
Early Vote	-	-	-	-	-	-
Provisional	-	-	-	-	-	-
Total	-	-	-	-	-	-
08103						
Polling	-	-	-	-	-	-
Absentee	-	-	-	-	-	-
Early Vote	-	-	-	-	-	-
Provisional	-	-	-	-	-	-
Total	-	-	-	-	-	-
08105						
Polling	-	-	-	-	-	-
Absentee	-	-	-	-	-	-
Early Vote	-	-	-	-	-	-
Provisional	-	-	-	-	-	-
Total	-	-	-	-	-	-
08107						
Polling	-	-	-	-	-	-
Absentee	-	-	-	-	-	-
Early Vote	-	-	-	-	-	-
Provisional	-	-	-	-	-	-
Total	-	-	-	-	-	-
08202						
Polling	-	-	-	-	-	-
Absentee	-	-	-	-	-	-
Early Vote	-	-	-	-	-	-
Provisional	-	-	-	-	-	-
Total	-	-	-	-	-	-
08300						
Polling	-	-	-	-	-	-
Absentee	-	-	-	-	-	-
Early Vote	-	-	-	-	-	-
Provisional	-	-	-	-	-	-
Total	-	-	-	-	-	-
08402						
Polling	-	-	-	-	-	-
Absentee	-	-	-	-	-	-
Early Vote	-	-	-	-	-	-
Provisional	-	-	-	-	-	-
Total	-	-	-	-	-	-
08600						
Polling	-	-	-	-	-	-
Absentee	-	-	-	-	-	-
Early Vote	-	-	-	-	-	-
Provisional	-	-	-	-	-	-

RETRIEVED FROM DEMOCRACYDOCKET.COM

Statement of Votes Cast
Shelby County, TN
State and Federal General Election _Municipal Elections
November 6, 2018
SOVC For Jurisdiction Wide, All Counters, All Races
Official Combined Results

MILLINGTON SCH BOARD POST 2

	Reg. Voters	Times Counted	Total Votes	Marlon Evans	Cecilia "C.J." Haley	Write-In Votes		
Total	-	-	-	-	-	-	-	-
08702								
Polling	-	-	-	-	-	-	-	-
Absentee	-	-	-	-	-	-	-	-
Early Vote	-	-	-	-	-	-	-	-
Provisional	-	-	-	-	-	-	-	-
Total	-	-	-	-	-	-	-	-
08703								
Polling	-	-	-	-	-	-	-	-
Absentee	-	-	-	-	-	-	-	-
Early Vote	-	-	-	-	-	-	-	-
Provisional	-	-	-	-	-	-	-	-
Total	-	-	-	-	-	-	-	-
08704								
Polling	-	-	-	-	-	-	-	-
Absentee	-	-	-	-	-	-	-	-
Early Vote	-	-	-	-	-	-	-	-
Provisional	-	-	-	-	-	-	-	-
Total	-	-	-	-	-	-	-	-
08802								
Polling	-	-	-	-	-	-	-	-
Absentee	-	-	-	-	-	-	-	-
Early Vote	-	-	-	-	-	-	-	-
Provisional	-	-	-	-	-	-	-	-
Total	-	-	-	-	-	-	-	-
08803								
Polling	-	-	-	-	-	-	-	-
Absentee	-	-	-	-	-	-	-	-
Early Vote	-	-	-	-	-	-	-	-
Provisional	-	-	-	-	-	-	-	-
Total	-	-	-	-	-	-	-	-
08804								
Polling	-	-	-	-	-	-	-	-
Absentee	-	-	-	-	-	-	-	-
Early Vote	-	-	-	-	-	-	-	-
Provisional	-	-	-	-	-	-	-	-
Total	-	-	-	-	-	-	-	-
08901								
Polling	-	-	-	-	-	-	-	-
Absentee	-	-	-	-	-	-	-	-
Early Vote	-	-	-	-	-	-	-	-
Provisional	-	-	-	-	-	-	-	-
Total	-	-	-	-	-	-	-	-
08902								
Polling	-	-	-	-	-	-	-	-
Absentee	-	-	-	-	-	-	-	-
Early Vote	-	-	-	-	-	-	-	-
Provisional	-	-	-	-	-	-	-	-
Total	-	-	-	-	-	-	-	-
09002								
Polling	-	-	-	-	-	-	-	-
Absentee	-	-	-	-	-	-	-	-
Early Vote	-	-	-	-	-	-	-	-
Provisional	-	-	-	-	-	-	-	-
Total	-	-	-	-	-	-	-	-
09003								
Polling	-	-	-	-	-	-	-	-
Absentee	-	-	-	-	-	-	-	-

RETRIEVED FROM DEMOCRACYDOCKET.COM

Statement of Votes Cast
Shelby County, TN
State and Federal General Election _Municipal Elections
November 6, 2018
SOVC For Jurisdiction Wide, All Counters, All Races
Official Combined Results

MILLINGTON SCH BOARD POST 2

	Reg. Voters	Times Counted	Total Votes	Marlon Evans	Cecilia "C.J." Haley	Write-In Votes		
Early Vote	-	-	-	-	-	-	-	-
Provisional	-	-	-	-	-	-	-	-
Total	-	-	-	-	-	-	-	-
09101								
Polling	-	-	-	-	-	-	-	-
Absentee	-	-	-	-	-	-	-	-
Early Vote	-	-	-	-	-	-	-	-
Provisional	-	-	-	-	-	-	-	-
Total	-	-	-	-	-	-	-	-
09102								
Polling	-	-	-	-	-	-	-	-
Absentee	-	-	-	-	-	-	-	-
Early Vote	-	-	-	-	-	-	-	-
Provisional	-	-	-	-	-	-	-	-
Total	-	-	-	-	-	-	-	-
09104								
Polling	-	-	-	-	-	-	-	-
Absentee	-	-	-	-	-	-	-	-
Early Vote	-	-	-	-	-	-	-	-
Provisional	-	-	-	-	-	-	-	-
Total	-	-	-	-	-	-	-	-
09201								
Polling	-	-	-	-	-	-	-	-
Absentee	-	-	-	-	-	-	-	-
Early Vote	-	-	-	-	-	-	-	-
Provisional	-	-	-	-	-	-	-	-
Total	-	-	-	-	-	-	-	-
09301								
Polling	-	-	-	-	-	-	-	-
Absentee	-	-	-	-	-	-	-	-
Early Vote	-	-	-	-	-	-	-	-
Provisional	-	-	-	-	-	-	-	-
Total	-	-	-	-	-	-	-	-
09303								
Polling	-	-	-	-	-	-	-	-
Absentee	-	-	-	-	-	-	-	-
Early Vote	-	-	-	-	-	-	-	-
Provisional	-	-	-	-	-	-	-	-
Total	-	-	-	-	-	-	-	-
09403								
Polling	-	-	-	-	-	-	-	-
Absentee	-	-	-	-	-	-	-	-
Early Vote	-	-	-	-	-	-	-	-
Provisional	-	-	-	-	-	-	-	-
Total	-	-	-	-	-	-	-	-
09406								
Polling	-	-	-	-	-	-	-	-
Absentee	-	-	-	-	-	-	-	-
Early Vote	-	-	-	-	-	-	-	-
Provisional	-	-	-	-	-	-	-	-
Total	-	-	-	-	-	-	-	-
09407								
Polling	-	-	-	-	-	-	-	-
Absentee	-	-	-	-	-	-	-	-
Early Vote	-	-	-	-	-	-	-	-
Provisional	-	-	-	-	-	-	-	-
Total	-	-	-	-	-	-	-	-
09408								

RETRIEVED FROM DEMOCRACYDOCKET.COM

Statement of Votes Cast
Shelby County, TN
State and Federal General Election _Municipal Elections
November 6, 2018
SOVC For Jurisdiction Wide, All Counters, All Races
Official Combined Results

MILLINGTON SCH BOARD POST 2

	Reg. Voters	Times Counted	Total Votes	Marlon Evans	Cecilia "C.J." Haley	Write-In Votes		
Polling	-	-	-	-	-	-	-	-
Absentee	-	-	-	-	-	-	-	-
Early Vote	-	-	-	-	-	-	-	-
Provisional	-	-	-	-	-	-	-	-
Total	-	-	-	-	-	-	-	-
09501								
Polling	-	-	-	-	-	-	-	-
Absentee	-	-	-	-	-	-	-	-
Early Vote	-	-	-	-	-	-	-	-
Provisional	-	-	-	-	-	-	-	-
Total	-	-	-	-	-	-	-	-
09505								
Polling	-	-	-	-	-	-	-	-
Absentee	-	-	-	-	-	-	-	-
Early Vote	-	-	-	-	-	-	-	-
Provisional	-	-	-	-	-	-	-	-
Total	-	-	-	-	-	-	-	-
09506								
Polling	-	-	-	-	-	-	-	-
Absentee	-	-	-	-	-	-	-	-
Early Vote	-	-	-	-	-	-	-	-
Provisional	-	-	-	-	-	-	-	-
Total	-	-	-	-	-	-	-	-
09507								
Polling	-	-	-	-	-	-	-	-
Absentee	-	-	-	-	-	-	-	-
Early Vote	-	-	-	-	-	-	-	-
Provisional	-	-	-	-	-	-	-	-
Total	-	-	-	-	-	-	-	-
09508								
Polling	-	-	-	-	-	-	-	-
Absentee	-	-	-	-	-	-	-	-
Early Vote	-	-	-	-	-	-	-	-
Provisional	-	-	-	-	-	-	-	-
Total	-	-	-	-	-	-	-	-
09601								
Polling	-	-	-	-	-	-	-	-
Absentee	-	-	-	-	-	-	-	-
Early Vote	-	-	-	-	-	-	-	-
Provisional	-	-	-	-	-	-	-	-
Total	-	-	-	-	-	-	-	-
09602								
Polling	-	-	-	-	-	-	-	-
Absentee	-	-	-	-	-	-	-	-
Early Vote	-	-	-	-	-	-	-	-
Provisional	-	-	-	-	-	-	-	-
Total	-	-	-	-	-	-	-	-
ARL01								
Polling	-	-	-	-	-	-	-	-
Absentee	-	-	-	-	-	-	-	-
Early Vote	-	-	-	-	-	-	-	-
Provisional	-	-	-	-	-	-	-	-
Total	-	-	-	-	-	-	-	-
ARL02								
Polling	-	-	-	-	-	-	-	-
Absentee	-	-	-	-	-	-	-	-
Early Vote	-	-	-	-	-	-	-	-
Provisional	-	-	-	-	-	-	-	-

RETRIEVED FROM DEMOCRACYDOCKET.COM

Statement of Votes Cast
Shelby County, TN
State and Federal General Election _Municipal Elections
November 6, 2018
SOVC For Jurisdiction Wide, All Counters, All Races
Official Combined Results

	MILLINGTON SCH BOARD POST 2					
	Reg. Voters	Times Counted	Total Votes	Marlon Evans	Cecilia "C.J." Haley	Write-In Votes
Total	-	-	-	-	-	-
BAR03						
Polling	-	-	-	-	-	-
Absentee	-	-	-	-	-	-
Early Vote	-	-	-	-	-	-
Provisional	-	-	-	-	-	-
Total	-	-	-	-	-	-
BAR04						
Polling	-	-	-	-	-	-
Absentee	-	-	-	-	-	-
Early Vote	-	-	-	-	-	-
Provisional	-	-	-	-	-	-
Total	-	-	-	-	-	-
BAR05						
Polling	-	-	-	-	-	-
Absentee	-	-	-	-	-	-
Early Vote	-	-	-	-	-	-
Provisional	-	-	-	-	-	-
Total	-	-	-	-	-	-
BAR06						
Polling	-	-	-	-	-	-
Absentee	-	-	-	-	-	-
Early Vote	-	-	-	-	-	-
Provisional	-	-	-	-	-	-
Total	-	-	-	-	-	-
BAR08						
Polling	-	-	-	-	-	-
Absentee	-	-	-	-	-	-
Early Vote	-	-	-	-	-	-
Provisional	-	-	-	-	-	-
Total	-	-	-	-	-	-
BAR09						
Polling	-	-	-	-	-	-
Absentee	-	-	-	-	-	-
Early Vote	-	-	-	-	-	-
Provisional	-	-	-	-	-	-
Total	-	-	-	-	-	-
BAR11						
Polling	-	-	-	-	-	-
Absentee	-	-	-	-	-	-
Early Vote	-	-	-	-	-	-
Provisional	-	-	-	-	-	-
Total	-	-	-	-	-	-
BAR13						
Polling	-	-	-	-	-	-
Absentee	-	-	-	-	-	-
Early Vote	-	-	-	-	-	-
Provisional	-	-	-	-	-	-
Total	-	-	-	-	-	-
BRU01						
Polling	-	-	-	-	-	-
Absentee	-	-	-	-	-	-
Early Vote	-	-	-	-	-	-
Provisional	-	-	-	-	-	-
Total	-	-	-	-	-	-
BRU02						
Polling	-	-	-	-	-	-
Absentee	-	-	-	-	-	-

RETRIEVED FROM DEMOCRACYDOCKET.COM

Statement of Votes Cast
Shelby County, TN
State and Federal General Election _Municipal Elections
November 6, 2018
SOVC For Jurisdiction Wide, All Counters, All Races
Official Combined Results

	MILLINGTON SCH BOARD POST 2					
	Reg. Voters	Times Counted	Total Votes	Marlon Evans	Cecilia "C.J." Haley	Write-In Votes
Early Vote	-	-	-	-	-	-
Provisional	-	-	-	-	-	-
Total	-	-	-	-	-	-
COL01						
Polling	-	-	-	-	-	-
Absentee	-	-	-	-	-	-
Early Vote	-	-	-	-	-	-
Provisional	-	-	-	-	-	-
Total	-	-	-	-	-	-
COL02						
Polling	-	-	-	-	-	-
Absentee	-	-	-	-	-	-
Early Vote	-	-	-	-	-	-
Provisional	-	-	-	-	-	-
Total	-	-	-	-	-	-
COL03						
Polling	-	-	-	-	-	-
Absentee	-	-	-	-	-	-
Early Vote	-	-	-	-	-	-
Provisional	-	-	-	-	-	-
Total	-	-	-	-	-	-
COL04						
Polling	-	-	-	-	-	-
Absentee	-	-	-	-	-	-
Early Vote	-	-	-	-	-	-
Provisional	-	-	-	-	-	-
Total	-	-	-	-	-	-
COL05						
Polling	-	-	-	-	-	-
Absentee	-	-	-	-	-	-
Early Vote	-	-	-	-	-	-
Provisional	-	-	-	-	-	-
Total	-	-	-	-	-	-
COL06						
Polling	-	-	-	-	-	-
Absentee	-	-	-	-	-	-
Early Vote	-	-	-	-	-	-
Provisional	-	-	-	-	-	-
Total	-	-	-	-	-	-
COL07						
Polling	-	-	-	-	-	-
Absentee	-	-	-	-	-	-
Early Vote	-	-	-	-	-	-
Provisional	-	-	-	-	-	-
Total	-	-	-	-	-	-
COL08						
Polling	-	-	-	-	-	-
Absentee	-	-	-	-	-	-
Early Vote	-	-	-	-	-	-
Provisional	-	-	-	-	-	-
Total	-	-	-	-	-	-
COL09						
Polling	-	-	-	-	-	-
Absentee	-	-	-	-	-	-
Early Vote	-	-	-	-	-	-
Provisional	-	-	-	-	-	-
Total	-	-	-	-	-	-
COR03						

RETRIEVED FROM DEMOCRACYDOCKET.COM

Statement of Votes Cast
Shelby County, TN
State and Federal General Election _Municipal Elections
November 6, 2018
SOVC For Jurisdiction Wide, All Counters, All Races
Official Combined Results

	MILLINGTON SCH BOARD POST 2					
	Reg. Voters	Times Counted	Total Votes	Marlon Evans	Cecilia "C.J." Haley	Write-In Votes
Polling	-	-	-	-	-	-
Absentee	-	-	-	-	-	-
Early Vote	-	-	-	-	-	-
Provisional	-	-	-	-	-	-
Total	-	-	-	-	-	-
COR04						
Polling	-	-	-	-	-	-
Absentee	-	-	-	-	-	-
Early Vote	-	-	-	-	-	-
Provisional	-	-	-	-	-	-
Total	-	-	-	-	-	-
COR05						
Polling	-	-	-	-	-	-
Absentee	-	-	-	-	-	-
Early Vote	-	-	-	-	-	-
Provisional	-	-	-	-	-	-
Total	-	-	-	-	-	-
EAD00						
Polling	-	-	-	-	-	-
Absentee	-	-	-	-	-	-
Early Vote	-	-	-	-	-	-
Provisional	-	-	-	-	-	-
Total	-	-	-	-	-	-
FOR01						
Polling	-	-	-	-	-	-
Absentee	-	-	-	-	-	-
Early Vote	-	-	-	-	-	-
Provisional	-	-	-	-	-	-
Total	-	-	-	-	-	-
FOR02						
Polling	-	-	-	-	-	-
Absentee	-	-	-	-	-	-
Early Vote	-	-	-	-	-	-
Provisional	-	-	-	-	-	-
Total	-	-	-	-	-	-
FOR03						
Polling	-	-	-	-	-	-
Absentee	-	-	-	-	-	-
Early Vote	-	-	-	-	-	-
Provisional	-	-	-	-	-	-
Total	-	-	-	-	-	-
GER02						
Polling	-	-	-	-	-	-
Absentee	-	-	-	-	-	-
Early Vote	-	-	-	-	-	-
Provisional	-	-	-	-	-	-
Total	-	-	-	-	-	-
GER03						
Polling	-	-	-	-	-	-
Absentee	-	-	-	-	-	-
Early Vote	-	-	-	-	-	-
Provisional	-	-	-	-	-	-
Total	-	-	-	-	-	-
GER04						
Polling	-	-	-	-	-	-
Absentee	-	-	-	-	-	-
Early Vote	-	-	-	-	-	-
Provisional	-	-	-	-	-	-

RETRIEVED FROM DEMOCRACYDOCKET.COM

Statement of Votes Cast
Shelby County, TN
State and Federal General Election _Municipal Elections
November 6, 2018
SOVC For Jurisdiction Wide, All Counters, All Races
Official Combined Results

MILLINGTON SCH BOARD POST 2

	Reg. Voters	Times Counted	Total Votes	Marlon Evans		Cecilia "C.J." Haley		Write-In Votes	
Total	-	-	-	-	-	-	-	-	-
GER05									
Polling	-	-	-	-	-	-	-	-	-
Absentee	-	-	-	-	-	-	-	-	-
Early Vote	-	-	-	-	-	-	-	-	-
Provisional	-	-	-	-	-	-	-	-	-
Total	-	-	-	-	-	-	-	-	-
GER06									
Polling	-	-	-	-	-	-	-	-	-
Absentee	-	-	-	-	-	-	-	-	-
Early Vote	-	-	-	-	-	-	-	-	-
Provisional	-	-	-	-	-	-	-	-	-
Total	-	-	-	-	-	-	-	-	-
GER08									
Polling	-	-	-	-	-	-	-	-	-
Absentee	-	-	-	-	-	-	-	-	-
Early Vote	-	-	-	-	-	-	-	-	-
Provisional	-	-	-	-	-	-	-	-	-
Total	-	-	-	-	-	-	-	-	-
GER10									
Polling	-	-	-	-	-	-	-	-	-
Absentee	-	-	-	-	-	-	-	-	-
Early Vote	-	-	-	-	-	-	-	-	-
Provisional	-	-	-	-	-	-	-	-	-
Total	-	-	-	-	-	-	-	-	-
GER11									
Polling	-	-	-	-	-	-	-	-	-
Absentee	-	-	-	-	-	-	-	-	-
Early Vote	-	-	-	-	-	-	-	-	-
Provisional	-	-	-	-	-	-	-	-	-
Total	-	-	-	-	-	-	-	-	-
GER12									
Polling	-	-	-	-	-	-	-	-	-
Absentee	-	-	-	-	-	-	-	-	-
Early Vote	-	-	-	-	-	-	-	-	-
Provisional	-	-	-	-	-	-	-	-	-
Total	-	-	-	-	-	-	-	-	-
LAK01									
Polling	-	-	-	-	-	-	-	-	-
Absentee	-	-	-	-	-	-	-	-	-
Early Vote	-	-	-	-	-	-	-	-	-
Provisional	-	-	-	-	-	-	-	-	-
Total	-	-	-	-	-	-	-	-	-
LAK02									
Polling	-	-	-	-	-	-	-	-	-
Absentee	-	-	-	-	-	-	-	-	-
Early Vote	-	-	-	-	-	-	-	-	-
Provisional	-	-	-	-	-	-	-	-	-
Total	-	-	-	-	-	-	-	-	-
LUC01									
Polling	622	180	132	64	48.48%	68	51.52%	0	0.00%
Absentee	622	4	1	0	0.00%	1	100.00%	0	0.00%
Early Vote	622	234	179	96	53.63%	83	46.37%	0	0.00%
Provisional	622	1	0	0	-	0	-	0	-
Total	622	419	312	160	51.28%	152	48.72%	0	0.00%
LUC03									
Polling	105	17	9	5	55.56%	4	44.44%	0	0.00%
Absentee	105	0	0	0	-	0	-	0	-

RETRIEVED FROM DEMOCRACYDOCKET.COM

Statement of Votes Cast
Shelby County, TN
State and Federal General Election _Municipal Elections
November 6, 2018
SOVC For Jurisdiction Wide, All Counters, All Races
Official Combined Results

MILLINGTON SCH BOARD POST 2

	Reg. Voters	Times Counted	Total Votes	Marlon Evans		Cecilia "C.J." Haley		Write-In Votes	
Early Vote	105	43	37	16	43.24%	21	56.76%	0	0.00%
Provisional	105	0	0	0	-	0	-	0	-
Total	105	60	46	21	45.65%	25	54.35%	0	0.00%
MCC00									
Polling	-	-	-	-	-	-	-	-	-
Absentee	-	-	-	-	-	-	-	-	-
Early Vote	-	-	-	-	-	-	-	-	-
Provisional	-	-	-	-	-	-	-	-	-
Total	-	-	-	-	-	-	-	-	-
MIL01									
Polling	2020	281	240	108	45.00%	131	54.58%	1	0.42%
Absentee	2020	8	5	1	20.00%	4	80.00%	0	0.00%
Early Vote	2020	673	538	279	51.86%	259	48.14%	0	0.00%
Provisional	2020	1	0	0	-	0	-	0	-
Total	2020	963	783	388	49.55%	394	50.32%	1	0.13%
MIL02									
Polling	3620	441	381	161	42.26%	217	56.96%	3	0.79%
Absentee	3620	35	30	8	26.67%	22	73.33%	0	0.00%
Early Vote	3620	1290	1106	522	47.20%	584	52.80%	0	0.00%
Provisional	3620	6	6	2	33.33%	4	66.67%	0	0.00%
Total	3620	1772	1523	693	45.50%	827	54.30%	3	0.20%
MOR01									
Polling	-	-	-	-	-	-	-	-	-
Absentee	-	-	-	-	-	-	-	-	-
Early Vote	-	-	-	-	-	-	-	-	-
Provisional	-	-	-	-	-	-	-	-	-
Total	-	-	-	-	-	-	-	-	-
MOR02									
Polling	-	-	-	-	-	-	-	-	-
Absentee	-	-	-	-	-	-	-	-	-
Early Vote	-	-	-	-	-	-	-	-	-
Provisional	-	-	-	-	-	-	-	-	-
Total	-	-	-	-	-	-	-	-	-
ROS05									
Polling	-	-	-	-	-	-	-	-	-
Absentee	-	-	-	-	-	-	-	-	-
Early Vote	-	-	-	-	-	-	-	-	-
Provisional	-	-	-	-	-	-	-	-	-
Total	-	-	-	-	-	-	-	-	-
ROS13									
Polling	-	-	-	-	-	-	-	-	-
Absentee	-	-	-	-	-	-	-	-	-
Early Vote	-	-	-	-	-	-	-	-	-
Provisional	-	-	-	-	-	-	-	-	-
Total	-	-	-	-	-	-	-	-	-
ROS14									
Polling	-	-	-	-	-	-	-	-	-
Absentee	-	-	-	-	-	-	-	-	-
Early Vote	-	-	-	-	-	-	-	-	-
Provisional	-	-	-	-	-	-	-	-	-
Total	-	-	-	-	-	-	-	-	-
ROS15									
Polling	-	-	-	-	-	-	-	-	-
Absentee	-	-	-	-	-	-	-	-	-
Early Vote	-	-	-	-	-	-	-	-	-
Provisional	-	-	-	-	-	-	-	-	-
Total	-	-	-	-	-	-	-	-	-
ROS16									

RETRIEVED FROM DEMOCRACYDOCKET.COM

Statement of Votes Cast
Shelby County, TN
State and Federal General Election _Municipal Elections
November 6, 2018
SOVC For Jurisdiction Wide, All Counters, All Races
Official Combined Results

MILLINGTON SCH BOARD POST 2

	Reg. Voters	Times Counted	Total Votes	Marlon Evans		Cecilia "C.J." Haley		Write-In Votes	
Polling	-	-	-	-	-	-	-	-	-
Absentee	-	-	-	-	-	-	-	-	-
Early Vote	-	-	-	-	-	-	-	-	-
Provisional	-	-	-	-	-	-	-	-	-
Total	-	-	-	-	-	-	-	-	-
STE00									
Polling	-	-	-	-	-	-	-	-	-
Absentee	-	-	-	-	-	-	-	-	-
Early Vote	-	-	-	-	-	-	-	-	-
Provisional	-	-	-	-	-	-	-	-	-
Total	-	-	-	-	-	-	-	-	-
Total									
Polling	6367	919	762	338	44.36%	420	55.12%	4	0.52%
Absentee	6367	47	36	9	25.00%	27	75.00%	0	0.00%
Early Vote	6367	2240	1860	913	49.09%	947	50.91%	0	0.00%
Provisional	6367	8	6	2	33.33%	4	66.67%	0	0.00%
Total	6367	3214	2664	1262	47.37%	1398	52.48%	4	0.15%

RETRIEVED FROM DEMOCRACYDOCKET.COM

Statement of Votes Cast
Shelby County, TN
State and Federal General Election _Municipal Elections
November 6, 2018
SOVC For Jurisdiction Wide, All Counters, All Races
Official Combined Results

	MILLINGTON SCH BOARD POST 4					
	Reg. Voters	Times Counted	Total Votes	Cody F. Childress	Write-In Votes	
Jurisdiction Wide						
00100						
Polling	-	-	-	-	-	-
Absentee	-	-	-	-	-	-
Early Vote	-	-	-	-	-	-
Provisional	-	-	-	-	-	-
Total	-	-	-	-	-	-
00200						
Polling	-	-	-	-	-	-
Absentee	-	-	-	-	-	-
Early Vote	-	-	-	-	-	-
Provisional	-	-	-	-	-	-
Total	-	-	-	-	-	-
01100						
Polling	-	-	-	-	-	-
Absentee	-	-	-	-	-	-
Early Vote	-	-	-	-	-	-
Provisional	-	-	-	-	-	-
Total	-	-	-	-	-	-
01200						
Polling	-	-	-	-	-	-
Absentee	-	-	-	-	-	-
Early Vote	-	-	-	-	-	-
Provisional	-	-	-	-	-	-
Total	-	-	-	-	-	-
01300						
Polling	-	-	-	-	-	-
Absentee	-	-	-	-	-	-
Early Vote	-	-	-	-	-	-
Provisional	-	-	-	-	-	-
Total	-	-	-	-	-	-
01601						
Polling	-	-	-	-	-	-
Absentee	-	-	-	-	-	-
Early Vote	-	-	-	-	-	-
Provisional	-	-	-	-	-	-
Total	-	-	-	-	-	-
01603						
Polling	-	-	-	-	-	-
Absentee	-	-	-	-	-	-
Early Vote	-	-	-	-	-	-
Provisional	-	-	-	-	-	-
Total	-	-	-	-	-	-
01700						
Polling	-	-	-	-	-	-
Absentee	-	-	-	-	-	-
Early Vote	-	-	-	-	-	-
Provisional	-	-	-	-	-	-
Total	-	-	-	-	-	-
02001						
Polling	-	-	-	-	-	-
Absentee	-	-	-	-	-	-
Early Vote	-	-	-	-	-	-
Provisional	-	-	-	-	-	-
Total	-	-	-	-	-	-
02003						
Polling	-	-	-	-	-	-
Absentee	-	-	-	-	-	-

RETRIEVED FROM DEMOCRACYDOCKET.COM

Statement of Votes Cast
Shelby County, TN
State and Federal General Election _Municipal Elections
November 6, 2018
SOVC For Jurisdiction Wide, All Counters, All Races
Official Combined Results

	MILLINGTON SCH BOARD POST 4					
	Reg. Voters	Times Counted	Total Votes	Cody F. Childress	Write-In Votes	
Early Vote	-	-	-	-	-	-
Provisional	-	-	-	-	-	-
Total	-	-	-	-	-	-
02100						
Polling	-	-	-	-	-	-
Absentee	-	-	-	-	-	-
Early Vote	-	-	-	-	-	-
Provisional	-	-	-	-	-	-
Total	-	-	-	-	-	-
02600						
Polling	-	-	-	-	-	-
Absentee	-	-	-	-	-	-
Early Vote	-	-	-	-	-	-
Provisional	-	-	-	-	-	-
Total	-	-	-	-	-	-
02800						
Polling	-	-	-	-	-	-
Absentee	-	-	-	-	-	-
Early Vote	-	-	-	-	-	-
Provisional	-	-	-	-	-	-
Total	-	-	-	-	-	-
03102						
Polling	-	-	-	-	-	-
Absentee	-	-	-	-	-	-
Early Vote	-	-	-	-	-	-
Provisional	-	-	-	-	-	-
Total	-	-	-	-	-	-
03104						
Polling	-	-	-	-	-	-
Absentee	-	-	-	-	-	-
Early Vote	-	-	-	-	-	-
Provisional	-	-	-	-	-	-
Total	-	-	-	-	-	-
03300						
Polling	-	-	-	-	-	-
Absentee	-	-	-	-	-	-
Early Vote	-	-	-	-	-	-
Provisional	-	-	-	-	-	-
Total	-	-	-	-	-	-
03402						
Polling	-	-	-	-	-	-
Absentee	-	-	-	-	-	-
Early Vote	-	-	-	-	-	-
Provisional	-	-	-	-	-	-
Total	-	-	-	-	-	-
03601						
Polling	-	-	-	-	-	-
Absentee	-	-	-	-	-	-
Early Vote	-	-	-	-	-	-
Provisional	-	-	-	-	-	-
Total	-	-	-	-	-	-
03602						
Polling	-	-	-	-	-	-
Absentee	-	-	-	-	-	-
Early Vote	-	-	-	-	-	-
Provisional	-	-	-	-	-	-
Total	-	-	-	-	-	-
03700						

RETRIEVED FROM DEMOCRACYDOCKET.COM

	MILLINGTON SCH BOARD POST 4					
	Reg. Voters	Times Counted	Total Votes	Cody F. Childress	Write-In Votes	
Polling	-	-	-	-	-	-
Absentee	-	-	-	-	-	-
Early Vote	-	-	-	-	-	-
Provisional	-	-	-	-	-	-
Total	-	-	-	-	-	-
04103						
Polling	-	-	-	-	-	-
Absentee	-	-	-	-	-	-
Early Vote	-	-	-	-	-	-
Provisional	-	-	-	-	-	-
Total	-	-	-	-	-	-
04201						
Polling	-	-	-	-	-	-
Absentee	-	-	-	-	-	-
Early Vote	-	-	-	-	-	-
Provisional	-	-	-	-	-	-
Total	-	-	-	-	-	-
04401						
Polling	-	-	-	-	-	-
Absentee	-	-	-	-	-	-
Early Vote	-	-	-	-	-	-
Provisional	-	-	-	-	-	-
Total	-	-	-	-	-	-
04405						
Polling	-	-	-	-	-	-
Absentee	-	-	-	-	-	-
Early Vote	-	-	-	-	-	-
Provisional	-	-	-	-	-	-
Total	-	-	-	-	-	-
04502						
Polling	-	-	-	-	-	-
Absentee	-	-	-	-	-	-
Early Vote	-	-	-	-	-	-
Provisional	-	-	-	-	-	-
Total	-	-	-	-	-	-
04504						
Polling	-	-	-	-	-	-
Absentee	-	-	-	-	-	-
Early Vote	-	-	-	-	-	-
Provisional	-	-	-	-	-	-
Total	-	-	-	-	-	-
04602						
Polling	-	-	-	-	-	-
Absentee	-	-	-	-	-	-
Early Vote	-	-	-	-	-	-
Provisional	-	-	-	-	-	-
Total	-	-	-	-	-	-
04700						
Polling	-	-	-	-	-	-
Absentee	-	-	-	-	-	-
Early Vote	-	-	-	-	-	-
Provisional	-	-	-	-	-	-
Total	-	-	-	-	-	-
04900						
Polling	-	-	-	-	-	-
Absentee	-	-	-	-	-	-
Early Vote	-	-	-	-	-	-
Provisional	-	-	-	-	-	-

RETRIEVED FROM DEMOCRACYDOCKET.COM

	MILLINGTON SCH BOARD POST 4					
	Reg. Voters	Times Counted	Total Votes	Cody F. Childress	Write-In Votes	
Total	-	-	-	-	-	-
05001						
Polling	-	-	-	-	-	-
Absentee	-	-	-	-	-	-
Early Vote	-	-	-	-	-	-
Provisional	-	-	-	-	-	-
Total	-	-	-	-	-	-
05002						
Polling	-	-	-	-	-	-
Absentee	-	-	-	-	-	-
Early Vote	-	-	-	-	-	-
Provisional	-	-	-	-	-	-
Total	-	-	-	-	-	-
05201						
Polling	-	-	-	-	-	-
Absentee	-	-	-	-	-	-
Early Vote	-	-	-	-	-	-
Provisional	-	-	-	-	-	-
Total	-	-	-	-	-	-
05301						
Polling	-	-	-	-	-	-
Absentee	-	-	-	-	-	-
Early Vote	-	-	-	-	-	-
Provisional	-	-	-	-	-	-
Total	-	-	-	-	-	-
05400						
Polling	-	-	-	-	-	-
Absentee	-	-	-	-	-	-
Early Vote	-	-	-	-	-	-
Provisional	-	-	-	-	-	-
Total	-	-	-	-	-	-
05502						
Polling	-	-	-	-	-	-
Absentee	-	-	-	-	-	-
Early Vote	-	-	-	-	-	-
Provisional	-	-	-	-	-	-
Total	-	-	-	-	-	-
05700						
Polling	-	-	-	-	-	-
Absentee	-	-	-	-	-	-
Early Vote	-	-	-	-	-	-
Provisional	-	-	-	-	-	-
Total	-	-	-	-	-	-
05801						
Polling	-	-	-	-	-	-
Absentee	-	-	-	-	-	-
Early Vote	-	-	-	-	-	-
Provisional	-	-	-	-	-	-
Total	-	-	-	-	-	-
05804						
Polling	-	-	-	-	-	-
Absentee	-	-	-	-	-	-
Early Vote	-	-	-	-	-	-
Provisional	-	-	-	-	-	-
Total	-	-	-	-	-	-
05905						
Polling	-	-	-	-	-	-
Absentee	-	-	-	-	-	-

RETRIEVED FROM DEMOCRACYDOCKET.COM

Statement of Votes Cast
Shelby County, TN
State and Federal General Election _Municipal Elections
November 6, 2018
SOVC For Jurisdiction Wide, All Counters, All Races
Official Combined Results

	MILLINGTON SCH BOARD POST 4					
	Reg. Voters	Times Counted	Total Votes	Cody F. Childress	Write-In Votes	
Early Vote	-	-	-	-	-	-
Provisional	-	-	-	-	-	-
Total	-	-	-	-	-	-
06003						
Polling	-	-	-	-	-	-
Absentee	-	-	-	-	-	-
Early Vote	-	-	-	-	-	-
Provisional	-	-	-	-	-	-
Total	-	-	-	-	-	-
06005						
Polling	-	-	-	-	-	-
Absentee	-	-	-	-	-	-
Early Vote	-	-	-	-	-	-
Provisional	-	-	-	-	-	-
Total	-	-	-	-	-	-
06006						
Polling	-	-	-	-	-	-
Absentee	-	-	-	-	-	-
Early Vote	-	-	-	-	-	-
Provisional	-	-	-	-	-	-
Total	-	-	-	-	-	-
06007						
Polling	-	-	-	-	-	-
Absentee	-	-	-	-	-	-
Early Vote	-	-	-	-	-	-
Provisional	-	-	-	-	-	-
Total	-	-	-	-	-	-
06009						
Polling	-	-	-	-	-	-
Absentee	-	-	-	-	-	-
Early Vote	-	-	-	-	-	-
Provisional	-	-	-	-	-	-
Total	-	-	-	-	-	-
06100						
Polling	-	-	-	-	-	-
Absentee	-	-	-	-	-	-
Early Vote	-	-	-	-	-	-
Provisional	-	-	-	-	-	-
Total	-	-	-	-	-	-
06200						
Polling	-	-	-	-	-	-
Absentee	-	-	-	-	-	-
Early Vote	-	-	-	-	-	-
Provisional	-	-	-	-	-	-
Total	-	-	-	-	-	-
06400						
Polling	-	-	-	-	-	-
Absentee	-	-	-	-	-	-
Early Vote	-	-	-	-	-	-
Provisional	-	-	-	-	-	-
Total	-	-	-	-	-	-
06600						
Polling	-	-	-	-	-	-
Absentee	-	-	-	-	-	-
Early Vote	-	-	-	-	-	-
Provisional	-	-	-	-	-	-
Total	-	-	-	-	-	-
06701						

RETRIEVED FROM DEMOCRACYDOCKET.COM

Statement of Votes Cast
Shelby County, TN
State and Federal General Election _Municipal Elections
November 6, 2018
SOVC For Jurisdiction Wide, All Counters, All Races
Official Combined Results

	MILLINGTON SCH BOARD POST 4					
	Reg. Voters	Times Counted	Total Votes	Cody F. Childress	Write-In Votes	
Polling	-	-	-	-	-	-
Absentee	-	-	-	-	-	-
Early Vote	-	-	-	-	-	-
Provisional	-	-	-	-	-	-
Total	-	-	-	-	-	-
06703						
Polling	-	-	-	-	-	-
Absentee	-	-	-	-	-	-
Early Vote	-	-	-	-	-	-
Provisional	-	-	-	-	-	-
Total	-	-	-	-	-	-
06801						
Polling	-	-	-	-	-	-
Absentee	-	-	-	-	-	-
Early Vote	-	-	-	-	-	-
Provisional	-	-	-	-	-	-
Total	-	-	-	-	-	-
06803						
Polling	-	-	-	-	-	-
Absentee	-	-	-	-	-	-
Early Vote	-	-	-	-	-	-
Provisional	-	-	-	-	-	-
Total	-	-	-	-	-	-
06902						
Polling	-	-	-	-	-	-
Absentee	-	-	-	-	-	-
Early Vote	-	-	-	-	-	-
Provisional	-	-	-	-	-	-
Total	-	-	-	-	-	-
07001						
Polling	-	-	-	-	-	-
Absentee	-	-	-	-	-	-
Early Vote	-	-	-	-	-	-
Provisional	-	-	-	-	-	-
Total	-	-	-	-	-	-
07002						
Polling	-	-	-	-	-	-
Absentee	-	-	-	-	-	-
Early Vote	-	-	-	-	-	-
Provisional	-	-	-	-	-	-
Total	-	-	-	-	-	-
07104						
Polling	-	-	-	-	-	-
Absentee	-	-	-	-	-	-
Early Vote	-	-	-	-	-	-
Provisional	-	-	-	-	-	-
Total	-	-	-	-	-	-
07203						
Polling	-	-	-	-	-	-
Absentee	-	-	-	-	-	-
Early Vote	-	-	-	-	-	-
Provisional	-	-	-	-	-	-
Total	-	-	-	-	-	-
07207						
Polling	-	-	-	-	-	-
Absentee	-	-	-	-	-	-
Early Vote	-	-	-	-	-	-
Provisional	-	-	-	-	-	-

RETRIEVED FROM DEMOCRACYDOCKET.COM

Statement of Votes Cast
Shelby County, TN
State and Federal General Election _Municipal Elections
November 6, 2018
SOVC For Jurisdiction Wide, All Counters, All Races
Official Combined Results

	MILLINGTON SCH BOARD POST 4					
	Reg. Voters	Times Counted	Total Votes	Cody F. Childress	Write-In Votes	
Total	-	-	-	-	-	-
07301						
Polling	-	-	-	-	-	-
Absentee	-	-	-	-	-	-
Early Vote	-	-	-	-	-	-
Provisional	-	-	-	-	-	-
Total	-	-	-	-	-	-
07303						
Polling	-	-	-	-	-	-
Absentee	-	-	-	-	-	-
Early Vote	-	-	-	-	-	-
Provisional	-	-	-	-	-	-
Total	-	-	-	-	-	-
07401						
Polling	-	-	-	-	-	-
Absentee	-	-	-	-	-	-
Early Vote	-	-	-	-	-	-
Provisional	-	-	-	-	-	-
Total	-	-	-	-	-	-
07402						
Polling	-	-	-	-	-	-
Absentee	-	-	-	-	-	-
Early Vote	-	-	-	-	-	-
Provisional	-	-	-	-	-	-
Total	-	-	-	-	-	-
07405						
Polling	-	-	-	-	-	-
Absentee	-	-	-	-	-	-
Early Vote	-	-	-	-	-	-
Provisional	-	-	-	-	-	-
Total	-	-	-	-	-	-
07409						
Polling	-	-	-	-	-	-
Absentee	-	-	-	-	-	-
Early Vote	-	-	-	-	-	-
Provisional	-	-	-	-	-	-
Total	-	-	-	-	-	-
07501						
Polling	-	-	-	-	-	-
Absentee	-	-	-	-	-	-
Early Vote	-	-	-	-	-	-
Provisional	-	-	-	-	-	-
Total	-	-	-	-	-	-
07506						
Polling	-	-	-	-	-	-
Absentee	-	-	-	-	-	-
Early Vote	-	-	-	-	-	-
Provisional	-	-	-	-	-	-
Total	-	-	-	-	-	-
07507						
Polling	-	-	-	-	-	-
Absentee	-	-	-	-	-	-
Early Vote	-	-	-	-	-	-
Provisional	-	-	-	-	-	-
Total	-	-	-	-	-	-
07511						
Polling	-	-	-	-	-	-
Absentee	-	-	-	-	-	-

RETRIEVED FROM DEMOCRACYDOCKET.COM

Statement of Votes Cast
Shelby County, TN
State and Federal General Election _Municipal Elections
November 6, 2018
SOVC For Jurisdiction Wide, All Counters, All Races
Official Combined Results

	MILLINGTON SCH BOARD POST 4					
	Reg. Voters	Times Counted	Total Votes	Cody F. Childress	Write-In Votes	
Early Vote	-	-	-	-	-	-
Provisional	-	-	-	-	-	-
Total	-	-	-	-	-	-
07604						
Polling	-	-	-	-	-	-
Absentee	-	-	-	-	-	-
Early Vote	-	-	-	-	-	-
Provisional	-	-	-	-	-	-
Total	-	-	-	-	-	-
07605						
Polling	-	-	-	-	-	-
Absentee	-	-	-	-	-	-
Early Vote	-	-	-	-	-	-
Provisional	-	-	-	-	-	-
Total	-	-	-	-	-	-
07606						
Polling	-	-	-	-	-	-
Absentee	-	-	-	-	-	-
Early Vote	-	-	-	-	-	-
Provisional	-	-	-	-	-	-
Total	-	-	-	-	-	-
07701						
Polling	-	-	-	-	-	-
Absentee	-	-	-	-	-	-
Early Vote	-	-	-	-	-	-
Provisional	-	-	-	-	-	-
Total	-	-	-	-	-	-
07703						
Polling	-	-	-	-	-	-
Absentee	-	-	-	-	-	-
Early Vote	-	-	-	-	-	-
Provisional	-	-	-	-	-	-
Total	-	-	-	-	-	-
07803						
Polling	-	-	-	-	-	-
Absentee	-	-	-	-	-	-
Early Vote	-	-	-	-	-	-
Provisional	-	-	-	-	-	-
Total	-	-	-	-	-	-
07901						
Polling	-	-	-	-	-	-
Absentee	-	-	-	-	-	-
Early Vote	-	-	-	-	-	-
Provisional	-	-	-	-	-	-
Total	-	-	-	-	-	-
07902						
Polling	-	-	-	-	-	-
Absentee	-	-	-	-	-	-
Early Vote	-	-	-	-	-	-
Provisional	-	-	-	-	-	-
Total	-	-	-	-	-	-
07903						
Polling	-	-	-	-	-	-
Absentee	-	-	-	-	-	-
Early Vote	-	-	-	-	-	-
Provisional	-	-	-	-	-	-
Total	-	-	-	-	-	-
07907						

RETRIEVED FROM DEMOCRACYDOCKET.COM

Statement of Votes Cast
Shelby County, TN
State and Federal General Election _Municipal Elections
November 6, 2018
SOVC For Jurisdiction Wide, All Counters, All Races
Official Combined Results

	MILLINGTON SCH BOARD POST 4					
	Reg. Voters	Times Counted	Total Votes	Cody F. Childress	Write-In Votes	
Polling	-	-	-	-	-	-
Absentee	-	-	-	-	-	-
Early Vote	-	-	-	-	-	-
Provisional	-	-	-	-	-	-
Total	-	-	-	-	-	-
08002						
Polling	-	-	-	-	-	-
Absentee	-	-	-	-	-	-
Early Vote	-	-	-	-	-	-
Provisional	-	-	-	-	-	-
Total	-	-	-	-	-	-
08101						
Polling	-	-	-	-	-	-
Absentee	-	-	-	-	-	-
Early Vote	-	-	-	-	-	-
Provisional	-	-	-	-	-	-
Total	-	-	-	-	-	-
08103						
Polling	-	-	-	-	-	-
Absentee	-	-	-	-	-	-
Early Vote	-	-	-	-	-	-
Provisional	-	-	-	-	-	-
Total	-	-	-	-	-	-
08105						
Polling	-	-	-	-	-	-
Absentee	-	-	-	-	-	-
Early Vote	-	-	-	-	-	-
Provisional	-	-	-	-	-	-
Total	-	-	-	-	-	-
08107						
Polling	-	-	-	-	-	-
Absentee	-	-	-	-	-	-
Early Vote	-	-	-	-	-	-
Provisional	-	-	-	-	-	-
Total	-	-	-	-	-	-
08202						
Polling	-	-	-	-	-	-
Absentee	-	-	-	-	-	-
Early Vote	-	-	-	-	-	-
Provisional	-	-	-	-	-	-
Total	-	-	-	-	-	-
08300						
Polling	-	-	-	-	-	-
Absentee	-	-	-	-	-	-
Early Vote	-	-	-	-	-	-
Provisional	-	-	-	-	-	-
Total	-	-	-	-	-	-
08402						
Polling	-	-	-	-	-	-
Absentee	-	-	-	-	-	-
Early Vote	-	-	-	-	-	-
Provisional	-	-	-	-	-	-
Total	-	-	-	-	-	-
08600						
Polling	-	-	-	-	-	-
Absentee	-	-	-	-	-	-
Early Vote	-	-	-	-	-	-
Provisional	-	-	-	-	-	-

RETRIEVED FROM DEMOCRACYDOCKET.COM

Statement of Votes Cast
Shelby County, TN
State and Federal General Election _Municipal Elections
November 6, 2018
SOVC For Jurisdiction Wide, All Counters, All Races
Official Combined Results

	MILLINGTON SCH BOARD POST 4					
	Reg. Voters	Times Counted	Total Votes	Cody F. Childress	Write-In Votes	
Total	-	-	-	-	-	-
08702						
Polling	-	-	-	-	-	-
Absentee	-	-	-	-	-	-
Early Vote	-	-	-	-	-	-
Provisional	-	-	-	-	-	-
Total	-	-	-	-	-	-
08703						
Polling	-	-	-	-	-	-
Absentee	-	-	-	-	-	-
Early Vote	-	-	-	-	-	-
Provisional	-	-	-	-	-	-
Total	-	-	-	-	-	-
08704						
Polling	-	-	-	-	-	-
Absentee	-	-	-	-	-	-
Early Vote	-	-	-	-	-	-
Provisional	-	-	-	-	-	-
Total	-	-	-	-	-	-
08802						
Polling	-	-	-	-	-	-
Absentee	-	-	-	-	-	-
Early Vote	-	-	-	-	-	-
Provisional	-	-	-	-	-	-
Total	-	-	-	-	-	-
08803						
Polling	-	-	-	-	-	-
Absentee	-	-	-	-	-	-
Early Vote	-	-	-	-	-	-
Provisional	-	-	-	-	-	-
Total	-	-	-	-	-	-
08804						
Polling	-	-	-	-	-	-
Absentee	-	-	-	-	-	-
Early Vote	-	-	-	-	-	-
Provisional	-	-	-	-	-	-
Total	-	-	-	-	-	-
08901						
Polling	-	-	-	-	-	-
Absentee	-	-	-	-	-	-
Early Vote	-	-	-	-	-	-
Provisional	-	-	-	-	-	-
Total	-	-	-	-	-	-
08902						
Polling	-	-	-	-	-	-
Absentee	-	-	-	-	-	-
Early Vote	-	-	-	-	-	-
Provisional	-	-	-	-	-	-
Total	-	-	-	-	-	-
09002						
Polling	-	-	-	-	-	-
Absentee	-	-	-	-	-	-
Early Vote	-	-	-	-	-	-
Provisional	-	-	-	-	-	-
Total	-	-	-	-	-	-
09003						
Polling	-	-	-	-	-	-
Absentee	-	-	-	-	-	-

RETRIEVED FROM DEMOCRACYDOCKET.COM

Statement of Votes Cast
Shelby County, TN
State and Federal General Election _Municipal Elections
November 6, 2018
SOVC For Jurisdiction Wide, All Counters, All Races
Official Combined Results

	MILLINGTON SCH BOARD POST 4					
	Reg. Voters	Times Counted	Total Votes	Cody F. Childress	Write-In Votes	
Early Vote	-	-	-	-	-	-
Provisional	-	-	-	-	-	-
Total	-	-	-	-	-	-
09101						
Polling	-	-	-	-	-	-
Absentee	-	-	-	-	-	-
Early Vote	-	-	-	-	-	-
Provisional	-	-	-	-	-	-
Total	-	-	-	-	-	-
09102						
Polling	-	-	-	-	-	-
Absentee	-	-	-	-	-	-
Early Vote	-	-	-	-	-	-
Provisional	-	-	-	-	-	-
Total	-	-	-	-	-	-
09104						
Polling	-	-	-	-	-	-
Absentee	-	-	-	-	-	-
Early Vote	-	-	-	-	-	-
Provisional	-	-	-	-	-	-
Total	-	-	-	-	-	-
09201						
Polling	-	-	-	-	-	-
Absentee	-	-	-	-	-	-
Early Vote	-	-	-	-	-	-
Provisional	-	-	-	-	-	-
Total	-	-	-	-	-	-
09301						
Polling	-	-	-	-	-	-
Absentee	-	-	-	-	-	-
Early Vote	-	-	-	-	-	-
Provisional	-	-	-	-	-	-
Total	-	-	-	-	-	-
09303						
Polling	-	-	-	-	-	-
Absentee	-	-	-	-	-	-
Early Vote	-	-	-	-	-	-
Provisional	-	-	-	-	-	-
Total	-	-	-	-	-	-
09403						
Polling	-	-	-	-	-	-
Absentee	-	-	-	-	-	-
Early Vote	-	-	-	-	-	-
Provisional	-	-	-	-	-	-
Total	-	-	-	-	-	-
09406						
Polling	-	-	-	-	-	-
Absentee	-	-	-	-	-	-
Early Vote	-	-	-	-	-	-
Provisional	-	-	-	-	-	-
Total	-	-	-	-	-	-
09407						
Polling	-	-	-	-	-	-
Absentee	-	-	-	-	-	-
Early Vote	-	-	-	-	-	-
Provisional	-	-	-	-	-	-
Total	-	-	-	-	-	-
09408						

RETRIEVED FROM DEMOCRACYDOCKET.COM

Statement of Votes Cast
Shelby County, TN
State and Federal General Election _Municipal Elections
November 6, 2018
SOVC For Jurisdiction Wide, All Counters, All Races
Official Combined Results

	MILLINGTON SCH BOARD POST 4				
	Reg. Voters	Times Counted	Total Votes	Cody F. Childress	Write-In Votes
Polling	-	-	-	-	-
Absentee	-	-	-	-	-
Early Vote	-	-	-	-	-
Provisional	-	-	-	-	-
Total	-	-	-	-	-
09501					
Polling	-	-	-	-	-
Absentee	-	-	-	-	-
Early Vote	-	-	-	-	-
Provisional	-	-	-	-	-
Total	-	-	-	-	-
09505					
Polling	-	-	-	-	-
Absentee	-	-	-	-	-
Early Vote	-	-	-	-	-
Provisional	-	-	-	-	-
Total	-	-	-	-	-
09506					
Polling	-	-	-	-	-
Absentee	-	-	-	-	-
Early Vote	-	-	-	-	-
Provisional	-	-	-	-	-
Total	-	-	-	-	-
09507					
Polling	-	-	-	-	-
Absentee	-	-	-	-	-
Early Vote	-	-	-	-	-
Provisional	-	-	-	-	-
Total	-	-	-	-	-
09508					
Polling	-	-	-	-	-
Absentee	-	-	-	-	-
Early Vote	-	-	-	-	-
Provisional	-	-	-	-	-
Total	-	-	-	-	-
09601					
Polling	-	-	-	-	-
Absentee	-	-	-	-	-
Early Vote	-	-	-	-	-
Provisional	-	-	-	-	-
Total	-	-	-	-	-
09602					
Polling	-	-	-	-	-
Absentee	-	-	-	-	-
Early Vote	-	-	-	-	-
Provisional	-	-	-	-	-
Total	-	-	-	-	-
ARL01					
Polling	-	-	-	-	-
Absentee	-	-	-	-	-
Early Vote	-	-	-	-	-
Provisional	-	-	-	-	-
Total	-	-	-	-	-
ARL02					
Polling	-	-	-	-	-
Absentee	-	-	-	-	-
Early Vote	-	-	-	-	-
Provisional	-	-	-	-	-

RETRIEVED FROM DEMOCRACYDOCKET.COM

	MILLINGTON SCH BOARD POST 4					
	Reg. Voters	Times Counted	Total Votes	Cody F. Childress	Write-In Votes	
Total	-	-	-	-	-	-
BAR03						
Polling	-	-	-	-	-	-
Absentee	-	-	-	-	-	-
Early Vote	-	-	-	-	-	-
Provisional	-	-	-	-	-	-
Total	-	-	-	-	-	-
BAR04						
Polling	-	-	-	-	-	-
Absentee	-	-	-	-	-	-
Early Vote	-	-	-	-	-	-
Provisional	-	-	-	-	-	-
Total	-	-	-	-	-	-
BAR05						
Polling	-	-	-	-	-	-
Absentee	-	-	-	-	-	-
Early Vote	-	-	-	-	-	-
Provisional	-	-	-	-	-	-
Total	-	-	-	-	-	-
BAR06						
Polling	-	-	-	-	-	-
Absentee	-	-	-	-	-	-
Early Vote	-	-	-	-	-	-
Provisional	-	-	-	-	-	-
Total	-	-	-	-	-	-
BAR08						
Polling	-	-	-	-	-	-
Absentee	-	-	-	-	-	-
Early Vote	-	-	-	-	-	-
Provisional	-	-	-	-	-	-
Total	-	-	-	-	-	-
BAR09						
Polling	-	-	-	-	-	-
Absentee	-	-	-	-	-	-
Early Vote	-	-	-	-	-	-
Provisional	-	-	-	-	-	-
Total	-	-	-	-	-	-
BAR11						
Polling	-	-	-	-	-	-
Absentee	-	-	-	-	-	-
Early Vote	-	-	-	-	-	-
Provisional	-	-	-	-	-	-
Total	-	-	-	-	-	-
BAR13						
Polling	-	-	-	-	-	-
Absentee	-	-	-	-	-	-
Early Vote	-	-	-	-	-	-
Provisional	-	-	-	-	-	-
Total	-	-	-	-	-	-
BRU01						
Polling	-	-	-	-	-	-
Absentee	-	-	-	-	-	-
Early Vote	-	-	-	-	-	-
Provisional	-	-	-	-	-	-
Total	-	-	-	-	-	-
BRU02						
Polling	-	-	-	-	-	-
Absentee	-	-	-	-	-	-

RETRIEVED FROM DEMOCRACYDOCKET.COM

Statement of Votes Cast
Shelby County, TN
State and Federal General Election _Municipal Elections
November 6, 2018
SOVC For Jurisdiction Wide, All Counters, All Races
Official Combined Results

	MILLINGTON SCH BOARD POST 4					
	Reg. Voters	Times Counted	Total Votes	Cody F. Childress	Write-In Votes	
Early Vote	-	-	-	-	-	-
Provisional	-	-	-	-	-	-
Total	-	-	-	-	-	-
COL01						
Polling	-	-	-	-	-	-
Absentee	-	-	-	-	-	-
Early Vote	-	-	-	-	-	-
Provisional	-	-	-	-	-	-
Total	-	-	-	-	-	-
COL02						
Polling	-	-	-	-	-	-
Absentee	-	-	-	-	-	-
Early Vote	-	-	-	-	-	-
Provisional	-	-	-	-	-	-
Total	-	-	-	-	-	-
COL03						
Polling	-	-	-	-	-	-
Absentee	-	-	-	-	-	-
Early Vote	-	-	-	-	-	-
Provisional	-	-	-	-	-	-
Total	-	-	-	-	-	-
COL04						
Polling	-	-	-	-	-	-
Absentee	-	-	-	-	-	-
Early Vote	-	-	-	-	-	-
Provisional	-	-	-	-	-	-
Total	-	-	-	-	-	-
COL05						
Polling	-	-	-	-	-	-
Absentee	-	-	-	-	-	-
Early Vote	-	-	-	-	-	-
Provisional	-	-	-	-	-	-
Total	-	-	-	-	-	-
COL06						
Polling	-	-	-	-	-	-
Absentee	-	-	-	-	-	-
Early Vote	-	-	-	-	-	-
Provisional	-	-	-	-	-	-
Total	-	-	-	-	-	-
COL07						
Polling	-	-	-	-	-	-
Absentee	-	-	-	-	-	-
Early Vote	-	-	-	-	-	-
Provisional	-	-	-	-	-	-
Total	-	-	-	-	-	-
COL08						
Polling	-	-	-	-	-	-
Absentee	-	-	-	-	-	-
Early Vote	-	-	-	-	-	-
Provisional	-	-	-	-	-	-
Total	-	-	-	-	-	-
COL09						
Polling	-	-	-	-	-	-
Absentee	-	-	-	-	-	-
Early Vote	-	-	-	-	-	-
Provisional	-	-	-	-	-	-
Total	-	-	-	-	-	-
COR03						

RETRIEVED FROM DEMOCRACYDOCKET.COM

Statement of Votes Cast
Shelby County, TN
State and Federal General Election _Municipal Elections
November 6, 2018
SOVC For Jurisdiction Wide, All Counters, All Races
Official Combined Results

	MILLINGTON SCH BOARD POST 4				
	Reg. Voters	Times Counted	Total Votes	Cody F. Childress	Write-In Votes
Polling	-	-	-	-	-
Absentee	-	-	-	-	-
Early Vote	-	-	-	-	-
Provisional	-	-	-	-	-
Total	-	-	-	-	-
COR04					
Polling	-	-	-	-	-
Absentee	-	-	-	-	-
Early Vote	-	-	-	-	-
Provisional	-	-	-	-	-
Total	-	-	-	-	-
COR05					
Polling	-	-	-	-	-
Absentee	-	-	-	-	-
Early Vote	-	-	-	-	-
Provisional	-	-	-	-	-
Total	-	-	-	-	-
EAD00					
Polling	-	-	-	-	-
Absentee	-	-	-	-	-
Early Vote	-	-	-	-	-
Provisional	-	-	-	-	-
Total	-	-	-	-	-
FOR01					
Polling	-	-	-	-	-
Absentee	-	-	-	-	-
Early Vote	-	-	-	-	-
Provisional	-	-	-	-	-
Total	-	-	-	-	-
FOR02					
Polling	-	-	-	-	-
Absentee	-	-	-	-	-
Early Vote	-	-	-	-	-
Provisional	-	-	-	-	-
Total	-	-	-	-	-
FOR03					
Polling	-	-	-	-	-
Absentee	-	-	-	-	-
Early Vote	-	-	-	-	-
Provisional	-	-	-	-	-
Total	-	-	-	-	-
GER02					
Polling	-	-	-	-	-
Absentee	-	-	-	-	-
Early Vote	-	-	-	-	-
Provisional	-	-	-	-	-
Total	-	-	-	-	-
GER03					
Polling	-	-	-	-	-
Absentee	-	-	-	-	-
Early Vote	-	-	-	-	-
Provisional	-	-	-	-	-
Total	-	-	-	-	-
GER04					
Polling	-	-	-	-	-
Absentee	-	-	-	-	-
Early Vote	-	-	-	-	-
Provisional	-	-	-	-	-

RETRIEVED FROM DEMOCRACYDOCKET.COM

Statement of Votes Cast
Shelby County, TN
State and Federal General Election _Municipal Elections
November 6, 2018
SOVC For Jurisdiction Wide, All Counters, All Races
Official Combined Results

	MILLINGTON SCH BOARD POST 4						
	Reg. Voters	Times Counted	Total Votes	Cody F. Childress		Write-In Votes	
Total	-	-	-	-	-	-	-
GER05							
Polling	-	-	-	-	-	-	-
Absentee	-	-	-	-	-	-	-
Early Vote	-	-	-	-	-	-	-
Provisional	-	-	-	-	-	-	-
Total	-	-	-	-	-	-	-
GER06							
Polling	-	-	-	-	-	-	-
Absentee	-	-	-	-	-	-	-
Early Vote	-	-	-	-	-	-	-
Provisional	-	-	-	-	-	-	-
Total	-	-	-	-	-	-	-
GER08							
Polling	-	-	-	-	-	-	-
Absentee	-	-	-	-	-	-	-
Early Vote	-	-	-	-	-	-	-
Provisional	-	-	-	-	-	-	-
Total	-	-	-	-	-	-	-
GER10							
Polling	-	-	-	-	-	-	-
Absentee	-	-	-	-	-	-	-
Early Vote	-	-	-	-	-	-	-
Provisional	-	-	-	-	-	-	-
Total	-	-	-	-	-	-	-
GER11							
Polling	-	-	-	-	-	-	-
Absentee	-	-	-	-	-	-	-
Early Vote	-	-	-	-	-	-	-
Provisional	-	-	-	-	-	-	-
Total	-	-	-	-	-	-	-
GER12							
Polling	-	-	-	-	-	-	-
Absentee	-	-	-	-	-	-	-
Early Vote	-	-	-	-	-	-	-
Provisional	-	-	-	-	-	-	-
Total	-	-	-	-	-	-	-
LAK01							
Polling	-	-	-	-	-	-	-
Absentee	-	-	-	-	-	-	-
Early Vote	-	-	-	-	-	-	-
Provisional	-	-	-	-	-	-	-
Total	-	-	-	-	-	-	-
LAK02							
Polling	-	-	-	-	-	-	-
Absentee	-	-	-	-	-	-	-
Early Vote	-	-	-	-	-	-	-
Provisional	-	-	-	-	-	-	-
Total	-	-	-	-	-	-	-
LUC01							
Polling	622	180	133	133	100.00%	0	0.00%
Absentee	622	4	1	1	100.00%	0	0.00%
Early Vote	622	234	178	178	100.00%	0	0.00%
Provisional	622	1	0	0	-	0	-
Total	622	419	312	312	100.00%	0	0.00%
LUC03							
Polling	105	17	8	8	100.00%	0	0.00%
Absentee	105	0	0	0	-	0	-

RETRIEVED FROM DEMOCRACYDOCKET.COM

Statement of Votes Cast
Shelby County, TN
State and Federal General Election _Municipal Elections
November 6, 2018
SOVC For Jurisdiction Wide, All Counters, All Races
Official Combined Results

MILLINGTON SCH BOARD POST 4

	Reg. Voters	Times Counted	Total Votes	Cody F. Childress		Write-In Votes	
Early Vote	105	43	29	29	100.00%	0	0.00%
Provisional	105	0	0	0	-	0	-
Total	105	60	37	37	100.00%	0	0.00%
MCC00							
Polling	-	-	-	-	-	-	-
Absentee	-	-	-	-	-	-	-
Early Vote	-	-	-	-	-	-	-
Provisional	-	-	-	-	-	-	-
Total	-	-	-	-	-	-	-
MIL01							
Polling	2020	281	219	218	99.54%	1	0.46%
Absentee	2020	8	5	5	100.00%	0	0.00%
Early Vote	2020	673	493	492	99.80%	1	0.20%
Provisional	2020	1	0	0	-	0	-
Total	2020	963	717	715	99.72%	2	0.28%
MIL02							
Polling	3620	441	357	352	98.60%	5	1.40%
Absentee	3620	35	31	31	100.00%	0	0.00%
Early Vote	3620	1290	1022	1014	99.22%	8	0.78%
Provisional	3620	6	5	5	100.00%	0	0.00%
Total	3620	1772	1415	1402	99.08%	13	0.92%
MOR01							
Polling	-	-	-	-	-	-	-
Absentee	-	-	-	-	-	-	-
Early Vote	-	-	-	-	-	-	-
Provisional	-	-	-	-	-	-	-
Total	-	-	-	-	-	-	-
MOR02							
Polling	-	-	-	-	-	-	-
Absentee	-	-	-	-	-	-	-
Early Vote	-	-	-	-	-	-	-
Provisional	-	-	-	-	-	-	-
Total	-	-	-	-	-	-	-
ROS05							
Polling	-	-	-	-	-	-	-
Absentee	-	-	-	-	-	-	-
Early Vote	-	-	-	-	-	-	-
Provisional	-	-	-	-	-	-	-
Total	-	-	-	-	-	-	-
ROS13							
Polling	-	-	-	-	-	-	-
Absentee	-	-	-	-	-	-	-
Early Vote	-	-	-	-	-	-	-
Provisional	-	-	-	-	-	-	-
Total	-	-	-	-	-	-	-
ROS14							
Polling	-	-	-	-	-	-	-
Absentee	-	-	-	-	-	-	-
Early Vote	-	-	-	-	-	-	-
Provisional	-	-	-	-	-	-	-
Total	-	-	-	-	-	-	-
ROS15							
Polling	-	-	-	-	-	-	-
Absentee	-	-	-	-	-	-	-
Early Vote	-	-	-	-	-	-	-
Provisional	-	-	-	-	-	-	-
Total	-	-	-	-	-	-	-
ROS16							

RETRIEVED FROM DEMOCRACYDOCKET.COM

Statement of Votes Cast
Shelby County, TN
State and Federal General Election _Municipal Elections
November 6, 2018
SOVC For Jurisdiction Wide, All Counters, All Races
Official Combined Results

MILLINGTON SCH BOARD POST 4

	Reg. Voters	Times Counted	Total Votes	Cody F. Childress		Write-In Votes	
Polling	-	-	-	-	-	-	-
Absentee	-	-	-	-	-	-	-
Early Vote	-	-	-	-	-	-	-
Provisional	-	-	-	-	-	-	-
Total	-	-	-	-	-	-	-
STE00							
Polling	-	-	-	-	-	-	-
Absentee	-	-	-	-	-	-	-
Early Vote	-	-	-	-	-	-	-
Provisional	-	-	-	-	-	-	-
Total	-	-	-	-	-	-	-
Total							
Polling	6367	919	717	711	99.16%	6	0.84%
Absentee	6367	47	37	37	100.00%	0	0.00%
Early Vote	6367	2240	1722	1713	99.48%	9	0.52%
Provisional	6367	8	5	5	100.00%	0	0.00%
Total	6367	3214	2481	2466	99.40%	15	0.60%

RETRIEVED FROM DEMOCRACYDOCKET.COM

Statement of Votes Cast
Shelby County, TN
State and Federal General Election _Municipal Elections
November 6, 2018
SOVC For Jurisdiction Wide, All Counters, All Races
Official Combined Results

	MILLINGTON SCH BOARD POST 5					
	Reg. Voters	Times Counted	Total Votes	Barbara Halliburton	Donald Holsinger	Write-In Votes
Jurisdiction Wide						
00100						
Polling	-	-	-	-	-	-
Absentee	-	-	-	-	-	-
Early Vote	-	-	-	-	-	-
Provisional	-	-	-	-	-	-
Total	-	-	-	-	-	-
00200						
Polling	-	-	-	-	-	-
Absentee	-	-	-	-	-	-
Early Vote	-	-	-	-	-	-
Provisional	-	-	-	-	-	-
Total	-	-	-	-	-	-
01100						
Polling	-	-	-	-	-	-
Absentee	-	-	-	-	-	-
Early Vote	-	-	-	-	-	-
Provisional	-	-	-	-	-	-
Total	-	-	-	-	-	-
01200						
Polling	-	-	-	-	-	-
Absentee	-	-	-	-	-	-
Early Vote	-	-	-	-	-	-
Provisional	-	-	-	-	-	-
Total	-	-	-	-	-	-
01300						
Polling	-	-	-	-	-	-
Absentee	-	-	-	-	-	-
Early Vote	-	-	-	-	-	-
Provisional	-	-	-	-	-	-
Total	-	-	-	-	-	-
01601						
Polling	-	-	-	-	-	-
Absentee	-	-	-	-	-	-
Early Vote	-	-	-	-	-	-
Provisional	-	-	-	-	-	-
Total	-	-	-	-	-	-
01603						
Polling	-	-	-	-	-	-
Absentee	-	-	-	-	-	-
Early Vote	-	-	-	-	-	-
Provisional	-	-	-	-	-	-
Total	-	-	-	-	-	-
01700						
Polling	-	-	-	-	-	-
Absentee	-	-	-	-	-	-
Early Vote	-	-	-	-	-	-
Provisional	-	-	-	-	-	-
Total	-	-	-	-	-	-
02001						
Polling	-	-	-	-	-	-
Absentee	-	-	-	-	-	-
Early Vote	-	-	-	-	-	-
Provisional	-	-	-	-	-	-
Total	-	-	-	-	-	-
02003						
Polling	-	-	-	-	-	-
Absentee	-	-	-	-	-	-

RETRIEVED FROM DEMOCRACYDOCKET.COM

Statement of Votes Cast
Shelby County, TN
State and Federal General Election _Municipal Elections
November 6, 2018
SOVC For Jurisdiction Wide, All Counters, All Races
Official Combined Results

	MILLINGTON SCH BOARD POST 5					
	Reg. Voters	Times Counted	Total Votes	Barbara Halliburton	Donald Holsinger	Write-In Votes
Early Vote	-	-	-	-	-	-
Provisional	-	-	-	-	-	-
Total	-	-	-	-	-	-
02100						
Polling	-	-	-	-	-	-
Absentee	-	-	-	-	-	-
Early Vote	-	-	-	-	-	-
Provisional	-	-	-	-	-	-
Total	-	-	-	-	-	-
02600						
Polling	-	-	-	-	-	-
Absentee	-	-	-	-	-	-
Early Vote	-	-	-	-	-	-
Provisional	-	-	-	-	-	-
Total	-	-	-	-	-	-
02800						
Polling	-	-	-	-	-	-
Absentee	-	-	-	-	-	-
Early Vote	-	-	-	-	-	-
Provisional	-	-	-	-	-	-
Total	-	-	-	-	-	-
03102						
Polling	-	-	-	-	-	-
Absentee	-	-	-	-	-	-
Early Vote	-	-	-	-	-	-
Provisional	-	-	-	-	-	-
Total	-	-	-	-	-	-
03104						
Polling	-	-	-	-	-	-
Absentee	-	-	-	-	-	-
Early Vote	-	-	-	-	-	-
Provisional	-	-	-	-	-	-
Total	-	-	-	-	-	-
03300						
Polling	-	-	-	-	-	-
Absentee	-	-	-	-	-	-
Early Vote	-	-	-	-	-	-
Provisional	-	-	-	-	-	-
Total	-	-	-	-	-	-
03402						
Polling	-	-	-	-	-	-
Absentee	-	-	-	-	-	-
Early Vote	-	-	-	-	-	-
Provisional	-	-	-	-	-	-
Total	-	-	-	-	-	-
03601						
Polling	-	-	-	-	-	-
Absentee	-	-	-	-	-	-
Early Vote	-	-	-	-	-	-
Provisional	-	-	-	-	-	-
Total	-	-	-	-	-	-
03602						
Polling	-	-	-	-	-	-
Absentee	-	-	-	-	-	-
Early Vote	-	-	-	-	-	-
Provisional	-	-	-	-	-	-
Total	-	-	-	-	-	-
03700						

RETRIEVED FROM DEMOCRACYDOCKET.COM

Statement of Votes Cast
Shelby County, TN
State and Federal General Election _Municipal Elections
November 6, 2018
SOVC For Jurisdiction Wide, All Counters, All Races
Official Combined Results

	MILLINGTON SCH BOARD POST 5					
	Reg. Voters	Times Counted	Total Votes	Barbara Halliburton	Donald Holsinger	Write-In Votes
Polling	-	-	-	-	-	-
Absentee	-	-	-	-	-	-
Early Vote	-	-	-	-	-	-
Provisional	-	-	-	-	-	-
Total	-	-	-	-	-	-
04103						
Polling	-	-	-	-	-	-
Absentee	-	-	-	-	-	-
Early Vote	-	-	-	-	-	-
Provisional	-	-	-	-	-	-
Total	-	-	-	-	-	-
04201						
Polling	-	-	-	-	-	-
Absentee	-	-	-	-	-	-
Early Vote	-	-	-	-	-	-
Provisional	-	-	-	-	-	-
Total	-	-	-	-	-	-
04401						
Polling	-	-	-	-	-	-
Absentee	-	-	-	-	-	-
Early Vote	-	-	-	-	-	-
Provisional	-	-	-	-	-	-
Total	-	-	-	-	-	-
04405						
Polling	-	-	-	-	-	-
Absentee	-	-	-	-	-	-
Early Vote	-	-	-	-	-	-
Provisional	-	-	-	-	-	-
Total	-	-	-	-	-	-
04502						
Polling	-	-	-	-	-	-
Absentee	-	-	-	-	-	-
Early Vote	-	-	-	-	-	-
Provisional	-	-	-	-	-	-
Total	-	-	-	-	-	-
04504						
Polling	-	-	-	-	-	-
Absentee	-	-	-	-	-	-
Early Vote	-	-	-	-	-	-
Provisional	-	-	-	-	-	-
Total	-	-	-	-	-	-
04602						
Polling	-	-	-	-	-	-
Absentee	-	-	-	-	-	-
Early Vote	-	-	-	-	-	-
Provisional	-	-	-	-	-	-
Total	-	-	-	-	-	-
04700						
Polling	-	-	-	-	-	-
Absentee	-	-	-	-	-	-
Early Vote	-	-	-	-	-	-
Provisional	-	-	-	-	-	-
Total	-	-	-	-	-	-
04900						
Polling	-	-	-	-	-	-
Absentee	-	-	-	-	-	-
Early Vote	-	-	-	-	-	-
Provisional	-	-	-	-	-	-

RETRIEVED FROM DEMOCRACYDOCKET.COM

Statement of Votes Cast
Shelby County, TN
State and Federal General Election _Municipal Elections
November 6, 2018
SOVC For Jurisdiction Wide, All Counters, All Races
Official Combined Results

	MILLINGTON SCH BOARD POST 5					
	Reg. Voters	Times Counted	Total Votes	Barbara Halliburton	Donald Holsinger	Write-In Votes
Total	-	-	-	-	-	-
05001						
Polling	-	-	-	-	-	-
Absentee	-	-	-	-	-	-
Early Vote	-	-	-	-	-	-
Provisional	-	-	-	-	-	-
Total	-	-	-	-	-	-
05002						
Polling	-	-	-	-	-	-
Absentee	-	-	-	-	-	-
Early Vote	-	-	-	-	-	-
Provisional	-	-	-	-	-	-
Total	-	-	-	-	-	-
05201						
Polling	-	-	-	-	-	-
Absentee	-	-	-	-	-	-
Early Vote	-	-	-	-	-	-
Provisional	-	-	-	-	-	-
Total	-	-	-	-	-	-
05301						
Polling	-	-	-	-	-	-
Absentee	-	-	-	-	-	-
Early Vote	-	-	-	-	-	-
Provisional	-	-	-	-	-	-
Total	-	-	-	-	-	-
05400						
Polling	-	-	-	-	-	-
Absentee	-	-	-	-	-	-
Early Vote	-	-	-	-	-	-
Provisional	-	-	-	-	-	-
Total	-	-	-	-	-	-
05502						
Polling	-	-	-	-	-	-
Absentee	-	-	-	-	-	-
Early Vote	-	-	-	-	-	-
Provisional	-	-	-	-	-	-
Total	-	-	-	-	-	-
05700						
Polling	-	-	-	-	-	-
Absentee	-	-	-	-	-	-
Early Vote	-	-	-	-	-	-
Provisional	-	-	-	-	-	-
Total	-	-	-	-	-	-
05801						
Polling	-	-	-	-	-	-
Absentee	-	-	-	-	-	-
Early Vote	-	-	-	-	-	-
Provisional	-	-	-	-	-	-
Total	-	-	-	-	-	-
05804						
Polling	-	-	-	-	-	-
Absentee	-	-	-	-	-	-
Early Vote	-	-	-	-	-	-
Provisional	-	-	-	-	-	-
Total	-	-	-	-	-	-
05905						
Polling	-	-	-	-	-	-
Absentee	-	-	-	-	-	-

RETRIEVED FROM DEMOCRACYDOCKET.COM

Statement of Votes Cast
Shelby County, TN
State and Federal General Election _Municipal Elections
November 6, 2018
SOVC For Jurisdiction Wide, All Counters, All Races
Official Combined Results

	MILLINGTON SCH BOARD POST 5					
	Reg. Voters	Times Counted	Total Votes	Barbara Halliburton	Donald Holsinger	Write-In Votes
Early Vote	-	-	-	-	-	-
Provisional	-	-	-	-	-	-
Total	-	-	-	-	-	-
06003						
Polling	-	-	-	-	-	-
Absentee	-	-	-	-	-	-
Early Vote	-	-	-	-	-	-
Provisional	-	-	-	-	-	-
Total	-	-	-	-	-	-
06005						
Polling	-	-	-	-	-	-
Absentee	-	-	-	-	-	-
Early Vote	-	-	-	-	-	-
Provisional	-	-	-	-	-	-
Total	-	-	-	-	-	-
06006						
Polling	-	-	-	-	-	-
Absentee	-	-	-	-	-	-
Early Vote	-	-	-	-	-	-
Provisional	-	-	-	-	-	-
Total	-	-	-	-	-	-
06007						
Polling	-	-	-	-	-	-
Absentee	-	-	-	-	-	-
Early Vote	-	-	-	-	-	-
Provisional	-	-	-	-	-	-
Total	-	-	-	-	-	-
06009						
Polling	-	-	-	-	-	-
Absentee	-	-	-	-	-	-
Early Vote	-	-	-	-	-	-
Provisional	-	-	-	-	-	-
Total	-	-	-	-	-	-
06100						
Polling	-	-	-	-	-	-
Absentee	-	-	-	-	-	-
Early Vote	-	-	-	-	-	-
Provisional	-	-	-	-	-	-
Total	-	-	-	-	-	-
06200						
Polling	-	-	-	-	-	-
Absentee	-	-	-	-	-	-
Early Vote	-	-	-	-	-	-
Provisional	-	-	-	-	-	-
Total	-	-	-	-	-	-
06400						
Polling	-	-	-	-	-	-
Absentee	-	-	-	-	-	-
Early Vote	-	-	-	-	-	-
Provisional	-	-	-	-	-	-
Total	-	-	-	-	-	-
06600						
Polling	-	-	-	-	-	-
Absentee	-	-	-	-	-	-
Early Vote	-	-	-	-	-	-
Provisional	-	-	-	-	-	-
Total	-	-	-	-	-	-
06701						

RETRIEVED FROM DEMOCRACYDOCKET.COM

Statement of Votes Cast
Shelby County, TN
State and Federal General Election _Municipal Elections
November 6, 2018
SOVC For Jurisdiction Wide, All Counters, All Races
Official Combined Results

	MILLINGTON SCH BOARD POST 5					
	Reg. Voters	Times Counted	Total Votes	Barbara Halliburton	Donald Holsinger	Write-In Votes
Polling	-	-	-	-	-	-
Absentee	-	-	-	-	-	-
Early Vote	-	-	-	-	-	-
Provisional	-	-	-	-	-	-
Total	-	-	-	-	-	-
06703						
Polling	-	-	-	-	-	-
Absentee	-	-	-	-	-	-
Early Vote	-	-	-	-	-	-
Provisional	-	-	-	-	-	-
Total	-	-	-	-	-	-
06801						
Polling	-	-	-	-	-	-
Absentee	-	-	-	-	-	-
Early Vote	-	-	-	-	-	-
Provisional	-	-	-	-	-	-
Total	-	-	-	-	-	-
06803						
Polling	-	-	-	-	-	-
Absentee	-	-	-	-	-	-
Early Vote	-	-	-	-	-	-
Provisional	-	-	-	-	-	-
Total	-	-	-	-	-	-
06902						
Polling	-	-	-	-	-	-
Absentee	-	-	-	-	-	-
Early Vote	-	-	-	-	-	-
Provisional	-	-	-	-	-	-
Total	-	-	-	-	-	-
07001						
Polling	-	-	-	-	-	-
Absentee	-	-	-	-	-	-
Early Vote	-	-	-	-	-	-
Provisional	-	-	-	-	-	-
Total	-	-	-	-	-	-
07002						
Polling	-	-	-	-	-	-
Absentee	-	-	-	-	-	-
Early Vote	-	-	-	-	-	-
Provisional	-	-	-	-	-	-
Total	-	-	-	-	-	-
07104						
Polling	-	-	-	-	-	-
Absentee	-	-	-	-	-	-
Early Vote	-	-	-	-	-	-
Provisional	-	-	-	-	-	-
Total	-	-	-	-	-	-
07203						
Polling	-	-	-	-	-	-
Absentee	-	-	-	-	-	-
Early Vote	-	-	-	-	-	-
Provisional	-	-	-	-	-	-
Total	-	-	-	-	-	-
07207						
Polling	-	-	-	-	-	-
Absentee	-	-	-	-	-	-
Early Vote	-	-	-	-	-	-
Provisional	-	-	-	-	-	-

RETRIEVED FROM DEMOCRACYDOCKET.COM

Statement of Votes Cast
Shelby County, TN
State and Federal General Election _Municipal Elections
November 6, 2018
SOVC For Jurisdiction Wide, All Counters, All Races
Official Combined Results

	MILLINGTON SCH BOARD POST 5					
	Reg. Voters	Times Counted	Total Votes	Barbara Halliburton	Donald Holsinger	Write-In Votes
Total	-	-	-	-	-	-
07301						
Polling	-	-	-	-	-	-
Absentee	-	-	-	-	-	-
Early Vote	-	-	-	-	-	-
Provisional	-	-	-	-	-	-
Total	-	-	-	-	-	-
07303						
Polling	-	-	-	-	-	-
Absentee	-	-	-	-	-	-
Early Vote	-	-	-	-	-	-
Provisional	-	-	-	-	-	-
Total	-	-	-	-	-	-
07401						
Polling	-	-	-	-	-	-
Absentee	-	-	-	-	-	-
Early Vote	-	-	-	-	-	-
Provisional	-	-	-	-	-	-
Total	-	-	-	-	-	-
07402						
Polling	-	-	-	-	-	-
Absentee	-	-	-	-	-	-
Early Vote	-	-	-	-	-	-
Provisional	-	-	-	-	-	-
Total	-	-	-	-	-	-
07405						
Polling	-	-	-	-	-	-
Absentee	-	-	-	-	-	-
Early Vote	-	-	-	-	-	-
Provisional	-	-	-	-	-	-
Total	-	-	-	-	-	-
07409						
Polling	-	-	-	-	-	-
Absentee	-	-	-	-	-	-
Early Vote	-	-	-	-	-	-
Provisional	-	-	-	-	-	-
Total	-	-	-	-	-	-
07501						
Polling	-	-	-	-	-	-
Absentee	-	-	-	-	-	-
Early Vote	-	-	-	-	-	-
Provisional	-	-	-	-	-	-
Total	-	-	-	-	-	-
07506						
Polling	-	-	-	-	-	-
Absentee	-	-	-	-	-	-
Early Vote	-	-	-	-	-	-
Provisional	-	-	-	-	-	-
Total	-	-	-	-	-	-
07507						
Polling	-	-	-	-	-	-
Absentee	-	-	-	-	-	-
Early Vote	-	-	-	-	-	-
Provisional	-	-	-	-	-	-
Total	-	-	-	-	-	-
07511						
Polling	-	-	-	-	-	-
Absentee	-	-	-	-	-	-

RETRIEVED FROM DEMOCRACYDOCKET.COM

Statement of Votes Cast
Shelby County, TN
State and Federal General Election _Municipal Elections
November 6, 2018
SOVC For Jurisdiction Wide, All Counters, All Races
Official Combined Results

	MILLINGTON SCH BOARD POST 5					
	Reg. Voters	Times Counted	Total Votes	Barbara Halliburton	Donald Holsinger	Write-In Votes
Early Vote	-	-	-	-	-	-
Provisional	-	-	-	-	-	-
Total	-	-	-	-	-	-
07604						
Polling	-	-	-	-	-	-
Absentee	-	-	-	-	-	-
Early Vote	-	-	-	-	-	-
Provisional	-	-	-	-	-	-
Total	-	-	-	-	-	-
07605						
Polling	-	-	-	-	-	-
Absentee	-	-	-	-	-	-
Early Vote	-	-	-	-	-	-
Provisional	-	-	-	-	-	-
Total	-	-	-	-	-	-
07606						
Polling	-	-	-	-	-	-
Absentee	-	-	-	-	-	-
Early Vote	-	-	-	-	-	-
Provisional	-	-	-	-	-	-
Total	-	-	-	-	-	-
07701						
Polling	-	-	-	-	-	-
Absentee	-	-	-	-	-	-
Early Vote	-	-	-	-	-	-
Provisional	-	-	-	-	-	-
Total	-	-	-	-	-	-
07703						
Polling	-	-	-	-	-	-
Absentee	-	-	-	-	-	-
Early Vote	-	-	-	-	-	-
Provisional	-	-	-	-	-	-
Total	-	-	-	-	-	-
07803						
Polling	-	-	-	-	-	-
Absentee	-	-	-	-	-	-
Early Vote	-	-	-	-	-	-
Provisional	-	-	-	-	-	-
Total	-	-	-	-	-	-
07901						
Polling	-	-	-	-	-	-
Absentee	-	-	-	-	-	-
Early Vote	-	-	-	-	-	-
Provisional	-	-	-	-	-	-
Total	-	-	-	-	-	-
07902						
Polling	-	-	-	-	-	-
Absentee	-	-	-	-	-	-
Early Vote	-	-	-	-	-	-
Provisional	-	-	-	-	-	-
Total	-	-	-	-	-	-
07903						
Polling	-	-	-	-	-	-
Absentee	-	-	-	-	-	-
Early Vote	-	-	-	-	-	-
Provisional	-	-	-	-	-	-
Total	-	-	-	-	-	-
07907						

RETRIEVED FROM DEMOCRACYDOCKET.COM

Statement of Votes Cast
Shelby County, TN
State and Federal General Election _Municipal Elections
November 6, 2018
SOVC For Jurisdiction Wide, All Counters, All Races
Official Combined Results

	MILLINGTON SCH BOARD POST 5					
	Reg. Voters	Times Counted	Total Votes	Barbara Halliburton	Donald Holsinger	Write-In Votes
Polling	-	-	-	-	-	-
Absentee	-	-	-	-	-	-
Early Vote	-	-	-	-	-	-
Provisional	-	-	-	-	-	-
Total	-	-	-	-	-	-
08002						
Polling	-	-	-	-	-	-
Absentee	-	-	-	-	-	-
Early Vote	-	-	-	-	-	-
Provisional	-	-	-	-	-	-
Total	-	-	-	-	-	-
08101						
Polling	-	-	-	-	-	-
Absentee	-	-	-	-	-	-
Early Vote	-	-	-	-	-	-
Provisional	-	-	-	-	-	-
Total	-	-	-	-	-	-
08103						
Polling	-	-	-	-	-	-
Absentee	-	-	-	-	-	-
Early Vote	-	-	-	-	-	-
Provisional	-	-	-	-	-	-
Total	-	-	-	-	-	-
08105						
Polling	-	-	-	-	-	-
Absentee	-	-	-	-	-	-
Early Vote	-	-	-	-	-	-
Provisional	-	-	-	-	-	-
Total	-	-	-	-	-	-
08107						
Polling	-	-	-	-	-	-
Absentee	-	-	-	-	-	-
Early Vote	-	-	-	-	-	-
Provisional	-	-	-	-	-	-
Total	-	-	-	-	-	-
08202						
Polling	-	-	-	-	-	-
Absentee	-	-	-	-	-	-
Early Vote	-	-	-	-	-	-
Provisional	-	-	-	-	-	-
Total	-	-	-	-	-	-
08300						
Polling	-	-	-	-	-	-
Absentee	-	-	-	-	-	-
Early Vote	-	-	-	-	-	-
Provisional	-	-	-	-	-	-
Total	-	-	-	-	-	-
08402						
Polling	-	-	-	-	-	-
Absentee	-	-	-	-	-	-
Early Vote	-	-	-	-	-	-
Provisional	-	-	-	-	-	-
Total	-	-	-	-	-	-
08600						
Polling	-	-	-	-	-	-
Absentee	-	-	-	-	-	-
Early Vote	-	-	-	-	-	-
Provisional	-	-	-	-	-	-

RETRIEVED FROM DEMOCRACYDOCKET.COM

Statement of Votes Cast
Shelby County, TN
State and Federal General Election _Municipal Elections
November 6, 2018
SOVC For Jurisdiction Wide, All Counters, All Races
Official Combined Results

	MILLINGTON SCH BOARD POST 5					
	Reg. Voters	Times Counted	Total Votes	Barbara Halliburton	Donald Holsinger	Write-In Votes
Total	-	-	-	-	-	-
08702						
Polling	-	-	-	-	-	-
Absentee	-	-	-	-	-	-
Early Vote	-	-	-	-	-	-
Provisional	-	-	-	-	-	-
Total	-	-	-	-	-	-
08703						
Polling	-	-	-	-	-	-
Absentee	-	-	-	-	-	-
Early Vote	-	-	-	-	-	-
Provisional	-	-	-	-	-	-
Total	-	-	-	-	-	-
08704						
Polling	-	-	-	-	-	-
Absentee	-	-	-	-	-	-
Early Vote	-	-	-	-	-	-
Provisional	-	-	-	-	-	-
Total	-	-	-	-	-	-
08802						
Polling	-	-	-	-	-	-
Absentee	-	-	-	-	-	-
Early Vote	-	-	-	-	-	-
Provisional	-	-	-	-	-	-
Total	-	-	-	-	-	-
08803						
Polling	-	-	-	-	-	-
Absentee	-	-	-	-	-	-
Early Vote	-	-	-	-	-	-
Provisional	-	-	-	-	-	-
Total	-	-	-	-	-	-
08804						
Polling	-	-	-	-	-	-
Absentee	-	-	-	-	-	-
Early Vote	-	-	-	-	-	-
Provisional	-	-	-	-	-	-
Total	-	-	-	-	-	-
08901						
Polling	-	-	-	-	-	-
Absentee	-	-	-	-	-	-
Early Vote	-	-	-	-	-	-
Provisional	-	-	-	-	-	-
Total	-	-	-	-	-	-
08902						
Polling	-	-	-	-	-	-
Absentee	-	-	-	-	-	-
Early Vote	-	-	-	-	-	-
Provisional	-	-	-	-	-	-
Total	-	-	-	-	-	-
09002						
Polling	-	-	-	-	-	-
Absentee	-	-	-	-	-	-
Early Vote	-	-	-	-	-	-
Provisional	-	-	-	-	-	-
Total	-	-	-	-	-	-
09003						
Polling	-	-	-	-	-	-
Absentee	-	-	-	-	-	-

RETRIEVED FROM DEMOCRACYDOCKET.COM

Statement of Votes Cast
Shelby County, TN
State and Federal General Election _Municipal Elections
November 6, 2018
SOVC For Jurisdiction Wide, All Counters, All Races
Official Combined Results

	MILLINGTON SCH BOARD POST 5					
	Reg. Voters	Times Counted	Total Votes	Barbara Halliburton	Donald Holsinger	Write-In Votes
Early Vote	-	-	-	-	-	-
Provisional	-	-	-	-	-	-
Total	-	-	-	-	-	-
09101						
Polling	-	-	-	-	-	-
Absentee	-	-	-	-	-	-
Early Vote	-	-	-	-	-	-
Provisional	-	-	-	-	-	-
Total	-	-	-	-	-	-
09102						
Polling	-	-	-	-	-	-
Absentee	-	-	-	-	-	-
Early Vote	-	-	-	-	-	-
Provisional	-	-	-	-	-	-
Total	-	-	-	-	-	-
09104						
Polling	-	-	-	-	-	-
Absentee	-	-	-	-	-	-
Early Vote	-	-	-	-	-	-
Provisional	-	-	-	-	-	-
Total	-	-	-	-	-	-
09201						
Polling	-	-	-	-	-	-
Absentee	-	-	-	-	-	-
Early Vote	-	-	-	-	-	-
Provisional	-	-	-	-	-	-
Total	-	-	-	-	-	-
09301						
Polling	-	-	-	-	-	-
Absentee	-	-	-	-	-	-
Early Vote	-	-	-	-	-	-
Provisional	-	-	-	-	-	-
Total	-	-	-	-	-	-
09303						
Polling	-	-	-	-	-	-
Absentee	-	-	-	-	-	-
Early Vote	-	-	-	-	-	-
Provisional	-	-	-	-	-	-
Total	-	-	-	-	-	-
09403						
Polling	-	-	-	-	-	-
Absentee	-	-	-	-	-	-
Early Vote	-	-	-	-	-	-
Provisional	-	-	-	-	-	-
Total	-	-	-	-	-	-
09406						
Polling	-	-	-	-	-	-
Absentee	-	-	-	-	-	-
Early Vote	-	-	-	-	-	-
Provisional	-	-	-	-	-	-
Total	-	-	-	-	-	-
09407						
Polling	-	-	-	-	-	-
Absentee	-	-	-	-	-	-
Early Vote	-	-	-	-	-	-
Provisional	-	-	-	-	-	-
Total	-	-	-	-	-	-
09408						

RETRIEVED FROM DEMOCRACYDOCKET.COM

Statement of Votes Cast
Shelby County, TN
State and Federal General Election _Municipal Elections
November 6, 2018
SOVC For Jurisdiction Wide, All Counters, All Races
Official Combined Results

	MILLINGTON SCH BOARD POST 5					
	Reg. Voters	Times Counted	Total Votes	Barbara Halliburton	Donald Holsinger	Write-In Votes
Polling	-	-	-	-	-	-
Absentee	-	-	-	-	-	-
Early Vote	-	-	-	-	-	-
Provisional	-	-	-	-	-	-
Total	-	-	-	-	-	-
09501						
Polling	-	-	-	-	-	-
Absentee	-	-	-	-	-	-
Early Vote	-	-	-	-	-	-
Provisional	-	-	-	-	-	-
Total	-	-	-	-	-	-
09505						
Polling	-	-	-	-	-	-
Absentee	-	-	-	-	-	-
Early Vote	-	-	-	-	-	-
Provisional	-	-	-	-	-	-
Total	-	-	-	-	-	-
09506						
Polling	-	-	-	-	-	-
Absentee	-	-	-	-	-	-
Early Vote	-	-	-	-	-	-
Provisional	-	-	-	-	-	-
Total	-	-	-	-	-	-
09507						
Polling	-	-	-	-	-	-
Absentee	-	-	-	-	-	-
Early Vote	-	-	-	-	-	-
Provisional	-	-	-	-	-	-
Total	-	-	-	-	-	-
09508						
Polling	-	-	-	-	-	-
Absentee	-	-	-	-	-	-
Early Vote	-	-	-	-	-	-
Provisional	-	-	-	-	-	-
Total	-	-	-	-	-	-
09601						
Polling	-	-	-	-	-	-
Absentee	-	-	-	-	-	-
Early Vote	-	-	-	-	-	-
Provisional	-	-	-	-	-	-
Total	-	-	-	-	-	-
09602						
Polling	-	-	-	-	-	-
Absentee	-	-	-	-	-	-
Early Vote	-	-	-	-	-	-
Provisional	-	-	-	-	-	-
Total	-	-	-	-	-	-
ARL01						
Polling	-	-	-	-	-	-
Absentee	-	-	-	-	-	-
Early Vote	-	-	-	-	-	-
Provisional	-	-	-	-	-	-
Total	-	-	-	-	-	-
ARL02						
Polling	-	-	-	-	-	-
Absentee	-	-	-	-	-	-
Early Vote	-	-	-	-	-	-
Provisional	-	-	-	-	-	-

RETRIEVED FROM DEMOCRACYDOCKET.COM

Statement of Votes Cast
Shelby County, TN
State and Federal General Election _Municipal Elections
November 6, 2018
SOVC For Jurisdiction Wide, All Counters, All Races
Official Combined Results

	MILLINGTON SCH BOARD POST 5					
	Reg. Voters	Times Counted	Total Votes	Barbara Halliburton	Donald Holsinger	Write-In Votes
Total	-	-	-	-	-	-
BAR03						
Polling	-	-	-	-	-	-
Absentee	-	-	-	-	-	-
Early Vote	-	-	-	-	-	-
Provisional	-	-	-	-	-	-
Total	-	-	-	-	-	-
BAR04						
Polling	-	-	-	-	-	-
Absentee	-	-	-	-	-	-
Early Vote	-	-	-	-	-	-
Provisional	-	-	-	-	-	-
Total	-	-	-	-	-	-
BAR05						
Polling	-	-	-	-	-	-
Absentee	-	-	-	-	-	-
Early Vote	-	-	-	-	-	-
Provisional	-	-	-	-	-	-
Total	-	-	-	-	-	-
BAR06						
Polling	-	-	-	-	-	-
Absentee	-	-	-	-	-	-
Early Vote	-	-	-	-	-	-
Provisional	-	-	-	-	-	-
Total	-	-	-	-	-	-
BAR08						
Polling	-	-	-	-	-	-
Absentee	-	-	-	-	-	-
Early Vote	-	-	-	-	-	-
Provisional	-	-	-	-	-	-
Total	-	-	-	-	-	-
BAR09						
Polling	-	-	-	-	-	-
Absentee	-	-	-	-	-	-
Early Vote	-	-	-	-	-	-
Provisional	-	-	-	-	-	-
Total	-	-	-	-	-	-
BAR11						
Polling	-	-	-	-	-	-
Absentee	-	-	-	-	-	-
Early Vote	-	-	-	-	-	-
Provisional	-	-	-	-	-	-
Total	-	-	-	-	-	-
BAR13						
Polling	-	-	-	-	-	-
Absentee	-	-	-	-	-	-
Early Vote	-	-	-	-	-	-
Provisional	-	-	-	-	-	-
Total	-	-	-	-	-	-
BRU01						
Polling	-	-	-	-	-	-
Absentee	-	-	-	-	-	-
Early Vote	-	-	-	-	-	-
Provisional	-	-	-	-	-	-
Total	-	-	-	-	-	-
BRU02						
Polling	-	-	-	-	-	-
Absentee	-	-	-	-	-	-

RETRIEVED FROM DEMOCRACYDOCKET.COM

Statement of Votes Cast
Shelby County, TN
State and Federal General Election _Municipal Elections
November 6, 2018
SOVC For Jurisdiction Wide, All Counters, All Races
Official Combined Results

	MILLINGTON SCH BOARD POST 5					
	Reg. Voters	Times Counted	Total Votes	Barbara Halliburton	Donald Holsinger	Write-In Votes
Early Vote	-	-	-	-	-	-
Provisional	-	-	-	-	-	-
Total	-	-	-	-	-	-
COL01						
Polling	-	-	-	-	-	-
Absentee	-	-	-	-	-	-
Early Vote	-	-	-	-	-	-
Provisional	-	-	-	-	-	-
Total	-	-	-	-	-	-
COL02						
Polling	-	-	-	-	-	-
Absentee	-	-	-	-	-	-
Early Vote	-	-	-	-	-	-
Provisional	-	-	-	-	-	-
Total	-	-	-	-	-	-
COL03						
Polling	-	-	-	-	-	-
Absentee	-	-	-	-	-	-
Early Vote	-	-	-	-	-	-
Provisional	-	-	-	-	-	-
Total	-	-	-	-	-	-
COL04						
Polling	-	-	-	-	-	-
Absentee	-	-	-	-	-	-
Early Vote	-	-	-	-	-	-
Provisional	-	-	-	-	-	-
Total	-	-	-	-	-	-
COL05						
Polling	-	-	-	-	-	-
Absentee	-	-	-	-	-	-
Early Vote	-	-	-	-	-	-
Provisional	-	-	-	-	-	-
Total	-	-	-	-	-	-
COL06						
Polling	-	-	-	-	-	-
Absentee	-	-	-	-	-	-
Early Vote	-	-	-	-	-	-
Provisional	-	-	-	-	-	-
Total	-	-	-	-	-	-
COL07						
Polling	-	-	-	-	-	-
Absentee	-	-	-	-	-	-
Early Vote	-	-	-	-	-	-
Provisional	-	-	-	-	-	-
Total	-	-	-	-	-	-
COL08						
Polling	-	-	-	-	-	-
Absentee	-	-	-	-	-	-
Early Vote	-	-	-	-	-	-
Provisional	-	-	-	-	-	-
Total	-	-	-	-	-	-
COL09						
Polling	-	-	-	-	-	-
Absentee	-	-	-	-	-	-
Early Vote	-	-	-	-	-	-
Provisional	-	-	-	-	-	-
Total	-	-	-	-	-	-
COR03						

RETRIEVED FROM DEMOCRACYDOCKET.COM

Statement of Votes Cast
Shelby County, TN
State and Federal General Election _Municipal Elections
November 6, 2018
SOVC For Jurisdiction Wide, All Counters, All Races
Official Combined Results

	MILLINGTON SCH BOARD POST 5					
	Reg. Voters	Times Counted	Total Votes	Barbara Halliburton	Donald Holsinger	Write-In Votes
Polling	-	-	-	-	-	-
Absentee	-	-	-	-	-	-
Early Vote	-	-	-	-	-	-
Provisional	-	-	-	-	-	-
Total	-	-	-	-	-	-
COR04						
Polling	-	-	-	-	-	-
Absentee	-	-	-	-	-	-
Early Vote	-	-	-	-	-	-
Provisional	-	-	-	-	-	-
Total	-	-	-	-	-	-
COR05						
Polling	-	-	-	-	-	-
Absentee	-	-	-	-	-	-
Early Vote	-	-	-	-	-	-
Provisional	-	-	-	-	-	-
Total	-	-	-	-	-	-
EAD00						
Polling	-	-	-	-	-	-
Absentee	-	-	-	-	-	-
Early Vote	-	-	-	-	-	-
Provisional	-	-	-	-	-	-
Total	-	-	-	-	-	-
FOR01						
Polling	-	-	-	-	-	-
Absentee	-	-	-	-	-	-
Early Vote	-	-	-	-	-	-
Provisional	-	-	-	-	-	-
Total	-	-	-	-	-	-
FOR02						
Polling	-	-	-	-	-	-
Absentee	-	-	-	-	-	-
Early Vote	-	-	-	-	-	-
Provisional	-	-	-	-	-	-
Total	-	-	-	-	-	-
FOR03						
Polling	-	-	-	-	-	-
Absentee	-	-	-	-	-	-
Early Vote	-	-	-	-	-	-
Provisional	-	-	-	-	-	-
Total	-	-	-	-	-	-
GER02						
Polling	-	-	-	-	-	-
Absentee	-	-	-	-	-	-
Early Vote	-	-	-	-	-	-
Provisional	-	-	-	-	-	-
Total	-	-	-	-	-	-
GER03						
Polling	-	-	-	-	-	-
Absentee	-	-	-	-	-	-
Early Vote	-	-	-	-	-	-
Provisional	-	-	-	-	-	-
Total	-	-	-	-	-	-
GER04						
Polling	-	-	-	-	-	-
Absentee	-	-	-	-	-	-
Early Vote	-	-	-	-	-	-
Provisional	-	-	-	-	-	-

RETRIEVED FROM DEMOCRACYDOCKET.COM

Statement of Votes Cast
Shelby County, TN
State and Federal General Election _Municipal Elections
November 6, 2018
SOVC For Jurisdiction Wide, All Counters, All Races
Official Combined Results

	MILLINGTON SCH BOARD POST 5								
	Reg. Voters	Times Counted	Total Votes	Barbara Halliburton		Donald Holsinger		Write-In Votes	
Total	-	-	-	-	-	-	-	-	-
GER05									
Polling	-	-	-	-	-	-	-	-	-
Absentee	-	-	-	-	-	-	-	-	-
Early Vote	-	-	-	-	-	-	-	-	-
Provisional	-	-	-	-	-	-	-	-	-
Total	-	-	-	-	-	-	-	-	-
GER06									
Polling	-	-	-	-	-	-	-	-	-
Absentee	-	-	-	-	-	-	-	-	-
Early Vote	-	-	-	-	-	-	-	-	-
Provisional	-	-	-	-	-	-	-	-	-
Total	-	-	-	-	-	-	-	-	-
GER08									
Polling	-	-	-	-	-	-	-	-	-
Absentee	-	-	-	-	-	-	-	-	-
Early Vote	-	-	-	-	-	-	-	-	-
Provisional	-	-	-	-	-	-	-	-	-
Total	-	-	-	-	-	-	-	-	-
GER10									
Polling	-	-	-	-	-	-	-	-	-
Absentee	-	-	-	-	-	-	-	-	-
Early Vote	-	-	-	-	-	-	-	-	-
Provisional	-	-	-	-	-	-	-	-	-
Total	-	-	-	-	-	-	-	-	-
GER11									
Polling	-	-	-	-	-	-	-	-	-
Absentee	-	-	-	-	-	-	-	-	-
Early Vote	-	-	-	-	-	-	-	-	-
Provisional	-	-	-	-	-	-	-	-	-
Total	-	-	-	-	-	-	-	-	-
GER12									
Polling	-	-	-	-	-	-	-	-	-
Absentee	-	-	-	-	-	-	-	-	-
Early Vote	-	-	-	-	-	-	-	-	-
Provisional	-	-	-	-	-	-	-	-	-
Total	-	-	-	-	-	-	-	-	-
LAK01									
Polling	-	-	-	-	-	-	-	-	-
Absentee	-	-	-	-	-	-	-	-	-
Early Vote	-	-	-	-	-	-	-	-	-
Provisional	-	-	-	-	-	-	-	-	-
Total	-	-	-	-	-	-	-	-	-
LAK02									
Polling	-	-	-	-	-	-	-	-	-
Absentee	-	-	-	-	-	-	-	-	-
Early Vote	-	-	-	-	-	-	-	-	-
Provisional	-	-	-	-	-	-	-	-	-
Total	-	-	-	-	-	-	-	-	-
LUC01									
Polling	622	180	136	73	53.68%	63	46.32%	0	0.00%
Absentee	622	4	2	1	50.00%	1	50.00%	0	0.00%
Early Vote	622	234	179	109	60.89%	70	39.11%	0	0.00%
Provisional	622	1	0	0	-	0	-	0	-
Total	622	419	317	183	57.73%	134	42.27%	0	0.00%
LUC03									
Polling	105	17	12	10	83.33%	2	16.67%	0	0.00%
Absentee	105	0	0	0	-	0	-	0	-

RETRIEVED FROM DEMOCRACYDOCKET.COM

Statement of Votes Cast
Shelby County, TN
State and Federal General Election _Municipal Elections
November 6, 2018
SOVC For Jurisdiction Wide, All Counters, All Races
Official Combined Results

MILLINGTON SCH BOARD POST 5

	Reg. Voters	Times Counted	Total Votes	Barbara Halliburton		Donald Holsinger		Write-In Votes	
Early Vote	105	43	40	34	85.00%	6	15.00%	0	0.00%
Provisional	105	0	0	0	-	0	-	0	-
Total	105	60	52	44	84.62%	8	15.38%	0	0.00%
MCC00									
Polling	-	-	-	-	-	-	-	-	-
Absentee	-	-	-	-	-	-	-	-	-
Early Vote	-	-	-	-	-	-	-	-	-
Provisional	-	-	-	-	-	-	-	-	-
Total	-	-	-	-	-	-	-	-	-
MIL01									
Polling	2020	281	237	188	79.32%	48	20.25%	1	0.42%
Absentee	2020	8	5	3	60.00%	2	40.00%	0	0.00%
Early Vote	2020	673	551	422	76.59%	129	23.41%	0	0.00%
Provisional	2020	1	0	0	-	0	-	0	-
Total	2020	963	793	613	77.30%	179	22.57%	1	0.13%
MIL02									
Polling	3620	441	372	268	72.04%	100	26.88%	4	1.08%
Absentee	3620	35	31	22	70.97%	9	29.03%	0	0.00%
Early Vote	3620	1290	1116	788	70.61%	328	29.39%	0	0.00%
Provisional	3620	6	6	5	83.33%	1	16.67%	0	0.00%
Total	3620	1772	1525	1083	71.02%	438	28.72%	4	0.26%
MOR01									
Polling	-	-	-	-	-	-	-	-	-
Absentee	-	-	-	-	-	-	-	-	-
Early Vote	-	-	-	-	-	-	-	-	-
Provisional	-	-	-	-	-	-	-	-	-
Total	-	-	-	-	-	-	-	-	-
MOR02									
Polling	-	-	-	-	-	-	-	-	-
Absentee	-	-	-	-	-	-	-	-	-
Early Vote	-	-	-	-	-	-	-	-	-
Provisional	-	-	-	-	-	-	-	-	-
Total	-	-	-	-	-	-	-	-	-
ROS05									
Polling	-	-	-	-	-	-	-	-	-
Absentee	-	-	-	-	-	-	-	-	-
Early Vote	-	-	-	-	-	-	-	-	-
Provisional	-	-	-	-	-	-	-	-	-
Total	-	-	-	-	-	-	-	-	-
ROS13									
Polling	-	-	-	-	-	-	-	-	-
Absentee	-	-	-	-	-	-	-	-	-
Early Vote	-	-	-	-	-	-	-	-	-
Provisional	-	-	-	-	-	-	-	-	-
Total	-	-	-	-	-	-	-	-	-
ROS14									
Polling	-	-	-	-	-	-	-	-	-
Absentee	-	-	-	-	-	-	-	-	-
Early Vote	-	-	-	-	-	-	-	-	-
Provisional	-	-	-	-	-	-	-	-	-
Total	-	-	-	-	-	-	-	-	-
ROS15									
Polling	-	-	-	-	-	-	-	-	-
Absentee	-	-	-	-	-	-	-	-	-
Early Vote	-	-	-	-	-	-	-	-	-
Provisional	-	-	-	-	-	-	-	-	-
Total	-	-	-	-	-	-	-	-	-
ROS16									

RETRIEVED FROM DEMOCRACYDOCKET.COM

Statement of Votes Cast
Shelby County, TN
State and Federal General Election _Municipal Elections
November 6, 2018
SOVC For Jurisdiction Wide, All Counters, All Races
Official Combined Results

	MILLINGTON SCH BOARD POST 5								
	Reg. Voters	Times Counted	Total Votes	Barbara Halliburton		Donald Holsinger		Write-In Votes	
Polling	-	-	-	-	-	-	-	-	-
Absentee	-	-	-	-	-	-	-	-	-
Early Vote	-	-	-	-	-	-	-	-	-
Provisional	-	-	-	-	-	-	-	-	-
Total	-	-	-	-	-	-	-	-	-
STE00									
Polling	-	-	-	-	-	-	-	-	-
Absentee	-	-	-	-	-	-	-	-	-
Early Vote	-	-	-	-	-	-	-	-	-
Provisional	-	-	-	-	-	-	-	-	-
Total	-	-	-	-	-	-	-	-	-
Total									
Polling	6367	919	757	539	71.20%	213	28.14%	5	0.66%
Absentee	6367	47	38	26	68.42%	12	31.58%	0	0.00%
Early Vote	6367	2240	1886	1353	71.74%	533	28.26%	0	0.00%
Provisional	6367	8	6	5	83.33%	1	16.67%	0	0.00%
Total	6367	3214	2687	1923	71.57%	759	28.25%	5	0.19%

RETRIEVED FROM DEMOCRACYDOCKET.COM

Statement of Votes Cast
Shelby County, TN
State and Federal General Election _Municipal Elections
November 6, 2018
SOVC For Jurisdiction Wide, All Counters, All Races
Official Combined Results

	MILLINGTON SCH BOARD POST 6					
	Reg. Voters	Times Counted	Total Votes	Austin Brewer	Larry C Jackson	Write-In Votes
Jurisdiction Wide						
00100						
Polling	-	-	-	-	-	-
Absentee	-	-	-	-	-	-
Early Vote	-	-	-	-	-	-
Provisional	-	-	-	-	-	-
Total	-	-	-	-	-	-
00200						
Polling	-	-	-	-	-	-
Absentee	-	-	-	-	-	-
Early Vote	-	-	-	-	-	-
Provisional	-	-	-	-	-	-
Total	-	-	-	-	-	-
01100						
Polling	-	-	-	-	-	-
Absentee	-	-	-	-	-	-
Early Vote	-	-	-	-	-	-
Provisional	-	-	-	-	-	-
Total	-	-	-	-	-	-
01200						
Polling	-	-	-	-	-	-
Absentee	-	-	-	-	-	-
Early Vote	-	-	-	-	-	-
Provisional	-	-	-	-	-	-
Total	-	-	-	-	-	-
01300						
Polling	-	-	-	-	-	-
Absentee	-	-	-	-	-	-
Early Vote	-	-	-	-	-	-
Provisional	-	-	-	-	-	-
Total	-	-	-	-	-	-
01601						
Polling	-	-	-	-	-	-
Absentee	-	-	-	-	-	-
Early Vote	-	-	-	-	-	-
Provisional	-	-	-	-	-	-
Total	-	-	-	-	-	-
01603						
Polling	-	-	-	-	-	-
Absentee	-	-	-	-	-	-
Early Vote	-	-	-	-	-	-
Provisional	-	-	-	-	-	-
Total	-	-	-	-	-	-
01700						
Polling	-	-	-	-	-	-
Absentee	-	-	-	-	-	-
Early Vote	-	-	-	-	-	-
Provisional	-	-	-	-	-	-
Total	-	-	-	-	-	-
02001						
Polling	-	-	-	-	-	-
Absentee	-	-	-	-	-	-
Early Vote	-	-	-	-	-	-
Provisional	-	-	-	-	-	-
Total	-	-	-	-	-	-
02003						
Polling	-	-	-	-	-	-
Absentee	-	-	-	-	-	-

RETRIEVED FROM DEMOCRACYDOCKET.COM

Statement of Votes Cast
Shelby County, TN
State and Federal General Election _Municipal Elections
November 6, 2018
SOVC For Jurisdiction Wide, All Counters, All Races
Official Combined Results

MILLINGTON SCH BOARD POST 6

	Reg. Voters	Times Counted	Total Votes	Austin Brewer	Larry C Jackson	Write-In Votes		
Early Vote	-	-	-	-	-	-	-	-
Provisional	-	-	-	-	-	-	-	-
Total	-	-	-	-	-	-	-	-
02100								
Polling	-	-	-	-	-	-	-	-
Absentee	-	-	-	-	-	-	-	-
Early Vote	-	-	-	-	-	-	-	-
Provisional	-	-	-	-	-	-	-	-
Total	-	-	-	-	-	-	-	-
02600								
Polling	-	-	-	-	-	-	-	-
Absentee	-	-	-	-	-	-	-	-
Early Vote	-	-	-	-	-	-	-	-
Provisional	-	-	-	-	-	-	-	-
Total	-	-	-	-	-	-	-	-
02800								
Polling	-	-	-	-	-	-	-	-
Absentee	-	-	-	-	-	-	-	-
Early Vote	-	-	-	-	-	-	-	-
Provisional	-	-	-	-	-	-	-	-
Total	-	-	-	-	-	-	-	-
03102								
Polling	-	-	-	-	-	-	-	-
Absentee	-	-	-	-	-	-	-	-
Early Vote	-	-	-	-	-	-	-	-
Provisional	-	-	-	-	-	-	-	-
Total	-	-	-	-	-	-	-	-
03104								
Polling	-	-	-	-	-	-	-	-
Absentee	-	-	-	-	-	-	-	-
Early Vote	-	-	-	-	-	-	-	-
Provisional	-	-	-	-	-	-	-	-
Total	-	-	-	-	-	-	-	-
03300								
Polling	-	-	-	-	-	-	-	-
Absentee	-	-	-	-	-	-	-	-
Early Vote	-	-	-	-	-	-	-	-
Provisional	-	-	-	-	-	-	-	-
Total	-	-	-	-	-	-	-	-
03402								
Polling	-	-	-	-	-	-	-	-
Absentee	-	-	-	-	-	-	-	-
Early Vote	-	-	-	-	-	-	-	-
Provisional	-	-	-	-	-	-	-	-
Total	-	-	-	-	-	-	-	-
03601								
Polling	-	-	-	-	-	-	-	-
Absentee	-	-	-	-	-	-	-	-
Early Vote	-	-	-	-	-	-	-	-
Provisional	-	-	-	-	-	-	-	-
Total	-	-	-	-	-	-	-	-
03602								
Polling	-	-	-	-	-	-	-	-
Absentee	-	-	-	-	-	-	-	-
Early Vote	-	-	-	-	-	-	-	-
Provisional	-	-	-	-	-	-	-	-
Total	-	-	-	-	-	-	-	-
03700								

RETRIEVED FROM DEMOCRACYDOCKET.COM

Statement of Votes Cast
Shelby County, TN
State and Federal General Election _Municipal Elections
November 6, 2018
SOVC For Jurisdiction Wide, All Counters, All Races
Official Combined Results

MILLINGTON SCH BOARD POST 6

	Reg. Voters	Times Counted	Total Votes	Austin Brewer	Larry C Jackson	Write-In Votes	
Polling	-	-	-	-	-	-	-
Absentee	-	-	-	-	-	-	-
Early Vote	-	-	-	-	-	-	-
Provisional	-	-	-	-	-	-	-
Total	-	-	-	-	-	-	-
04103							
Polling	-	-	-	-	-	-	-
Absentee	-	-	-	-	-	-	-
Early Vote	-	-	-	-	-	-	-
Provisional	-	-	-	-	-	-	-
Total	-	-	-	-	-	-	-
04201							
Polling	-	-	-	-	-	-	-
Absentee	-	-	-	-	-	-	-
Early Vote	-	-	-	-	-	-	-
Provisional	-	-	-	-	-	-	-
Total	-	-	-	-	-	-	-
04401							
Polling	-	-	-	-	-	-	-
Absentee	-	-	-	-	-	-	-
Early Vote	-	-	-	-	-	-	-
Provisional	-	-	-	-	-	-	-
Total	-	-	-	-	-	-	-
04405							
Polling	-	-	-	-	-	-	-
Absentee	-	-	-	-	-	-	-
Early Vote	-	-	-	-	-	-	-
Provisional	-	-	-	-	-	-	-
Total	-	-	-	-	-	-	-
04502							
Polling	-	-	-	-	-	-	-
Absentee	-	-	-	-	-	-	-
Early Vote	-	-	-	-	-	-	-
Provisional	-	-	-	-	-	-	-
Total	-	-	-	-	-	-	-
04504							
Polling	-	-	-	-	-	-	-
Absentee	-	-	-	-	-	-	-
Early Vote	-	-	-	-	-	-	-
Provisional	-	-	-	-	-	-	-
Total	-	-	-	-	-	-	-
04602							
Polling	-	-	-	-	-	-	-
Absentee	-	-	-	-	-	-	-
Early Vote	-	-	-	-	-	-	-
Provisional	-	-	-	-	-	-	-
Total	-	-	-	-	-	-	-
04700							
Polling	-	-	-	-	-	-	-
Absentee	-	-	-	-	-	-	-
Early Vote	-	-	-	-	-	-	-
Provisional	-	-	-	-	-	-	-
Total	-	-	-	-	-	-	-
04900							
Polling	-	-	-	-	-	-	-
Absentee	-	-	-	-	-	-	-
Early Vote	-	-	-	-	-	-	-
Provisional	-	-	-	-	-	-	-

RETRIEVED FROM DEMOCRACYDOCKET.COM

Statement of Votes Cast
Shelby County, TN
State and Federal General Election _Municipal Elections
November 6, 2018
SOVC For Jurisdiction Wide, All Counters, All Races
Official Combined Results

MILLINGTON SCH BOARD POST 6

	Reg. Voters	Times Counted	Total Votes	Austin Brewer	Larry C Jackson	Write-In Votes		
Total	-	-	-	-	-	-	-	-
05001								
Polling	-	-	-	-	-	-	-	-
Absentee	-	-	-	-	-	-	-	-
Early Vote	-	-	-	-	-	-	-	-
Provisional	-	-	-	-	-	-	-	-
Total	-	-	-	-	-	-	-	-
05002								
Polling	-	-	-	-	-	-	-	-
Absentee	-	-	-	-	-	-	-	-
Early Vote	-	-	-	-	-	-	-	-
Provisional	-	-	-	-	-	-	-	-
Total	-	-	-	-	-	-	-	-
05201								
Polling	-	-	-	-	-	-	-	-
Absentee	-	-	-	-	-	-	-	-
Early Vote	-	-	-	-	-	-	-	-
Provisional	-	-	-	-	-	-	-	-
Total	-	-	-	-	-	-	-	-
05301								
Polling	-	-	-	-	-	-	-	-
Absentee	-	-	-	-	-	-	-	-
Early Vote	-	-	-	-	-	-	-	-
Provisional	-	-	-	-	-	-	-	-
Total	-	-	-	-	-	-	-	-
05400								
Polling	-	-	-	-	-	-	-	-
Absentee	-	-	-	-	-	-	-	-
Early Vote	-	-	-	-	-	-	-	-
Provisional	-	-	-	-	-	-	-	-
Total	-	-	-	-	-	-	-	-
05502								
Polling	-	-	-	-	-	-	-	-
Absentee	-	-	-	-	-	-	-	-
Early Vote	-	-	-	-	-	-	-	-
Provisional	-	-	-	-	-	-	-	-
Total	-	-	-	-	-	-	-	-
05700								
Polling	-	-	-	-	-	-	-	-
Absentee	-	-	-	-	-	-	-	-
Early Vote	-	-	-	-	-	-	-	-
Provisional	-	-	-	-	-	-	-	-
Total	-	-	-	-	-	-	-	-
05801								
Polling	-	-	-	-	-	-	-	-
Absentee	-	-	-	-	-	-	-	-
Early Vote	-	-	-	-	-	-	-	-
Provisional	-	-	-	-	-	-	-	-
Total	-	-	-	-	-	-	-	-
05804								
Polling	-	-	-	-	-	-	-	-
Absentee	-	-	-	-	-	-	-	-
Early Vote	-	-	-	-	-	-	-	-
Provisional	-	-	-	-	-	-	-	-
Total	-	-	-	-	-	-	-	-
05905								
Polling	-	-	-	-	-	-	-	-
Absentee	-	-	-	-	-	-	-	-

RETRIEVED FROM DEMOCRACYDOCKET.COM

Statement of Votes Cast
Shelby County, TN
State and Federal General Election _Municipal Elections
November 6, 2018
SOVC For Jurisdiction Wide, All Counters, All Races
Official Combined Results

	MILLINGTON SCH BOARD POST 6					
	Reg. Voters	Times Counted	Total Votes	Austin Brewer	Larry C Jackson	Write-In Votes
Early Vote	-	-	-	-	-	-
Provisional	-	-	-	-	-	-
Total	-	-	-	-	-	-
06003						
Polling	-	-	-	-	-	-
Absentee	-	-	-	-	-	-
Early Vote	-	-	-	-	-	-
Provisional	-	-	-	-	-	-
Total	-	-	-	-	-	-
06005						
Polling	-	-	-	-	-	-
Absentee	-	-	-	-	-	-
Early Vote	-	-	-	-	-	-
Provisional	-	-	-	-	-	-
Total	-	-	-	-	-	-
06006						
Polling	-	-	-	-	-	-
Absentee	-	-	-	-	-	-
Early Vote	-	-	-	-	-	-
Provisional	-	-	-	-	-	-
Total	-	-	-	-	-	-
06007						
Polling	-	-	-	-	-	-
Absentee	-	-	-	-	-	-
Early Vote	-	-	-	-	-	-
Provisional	-	-	-	-	-	-
Total	-	-	-	-	-	-
06009						
Polling	-	-	-	-	-	-
Absentee	-	-	-	-	-	-
Early Vote	-	-	-	-	-	-
Provisional	-	-	-	-	-	-
Total	-	-	-	-	-	-
06100						
Polling	-	-	-	-	-	-
Absentee	-	-	-	-	-	-
Early Vote	-	-	-	-	-	-
Provisional	-	-	-	-	-	-
Total	-	-	-	-	-	-
06200						
Polling	-	-	-	-	-	-
Absentee	-	-	-	-	-	-
Early Vote	-	-	-	-	-	-
Provisional	-	-	-	-	-	-
Total	-	-	-	-	-	-
06400						
Polling	-	-	-	-	-	-
Absentee	-	-	-	-	-	-
Early Vote	-	-	-	-	-	-
Provisional	-	-	-	-	-	-
Total	-	-	-	-	-	-
06600						
Polling	-	-	-	-	-	-
Absentee	-	-	-	-	-	-
Early Vote	-	-	-	-	-	-
Provisional	-	-	-	-	-	-
Total	-	-	-	-	-	-
06701						

RETRIEVED FROM DEMOCRACYDOCKET.COM

Statement of Votes Cast
Shelby County, TN
State and Federal General Election _Municipal Elections
November 6, 2018
SOVC For Jurisdiction Wide, All Counters, All Races
Official Combined Results

MILLINGTON SCH BOARD POST 6

	Reg. Voters	Times Counted	Total Votes	Austin Brewer	Larry C Jackson	Write-In Votes	
Polling	-	-	-	-	-	-	-
Absentee	-	-	-	-	-	-	-
Early Vote	-	-	-	-	-	-	-
Provisional	-	-	-	-	-	-	-
Total	-	-	-	-	-	-	-
06703							
Polling	-	-	-	-	-	-	-
Absentee	-	-	-	-	-	-	-
Early Vote	-	-	-	-	-	-	-
Provisional	-	-	-	-	-	-	-
Total	-	-	-	-	-	-	-
06801							
Polling	-	-	-	-	-	-	-
Absentee	-	-	-	-	-	-	-
Early Vote	-	-	-	-	-	-	-
Provisional	-	-	-	-	-	-	-
Total	-	-	-	-	-	-	-
06803							
Polling	-	-	-	-	-	-	-
Absentee	-	-	-	-	-	-	-
Early Vote	-	-	-	-	-	-	-
Provisional	-	-	-	-	-	-	-
Total	-	-	-	-	-	-	-
06902							
Polling	-	-	-	-	-	-	-
Absentee	-	-	-	-	-	-	-
Early Vote	-	-	-	-	-	-	-
Provisional	-	-	-	-	-	-	-
Total	-	-	-	-	-	-	-
07001							
Polling	-	-	-	-	-	-	-
Absentee	-	-	-	-	-	-	-
Early Vote	-	-	-	-	-	-	-
Provisional	-	-	-	-	-	-	-
Total	-	-	-	-	-	-	-
07002							
Polling	-	-	-	-	-	-	-
Absentee	-	-	-	-	-	-	-
Early Vote	-	-	-	-	-	-	-
Provisional	-	-	-	-	-	-	-
Total	-	-	-	-	-	-	-
07104							
Polling	-	-	-	-	-	-	-
Absentee	-	-	-	-	-	-	-
Early Vote	-	-	-	-	-	-	-
Provisional	-	-	-	-	-	-	-
Total	-	-	-	-	-	-	-
07203							
Polling	-	-	-	-	-	-	-
Absentee	-	-	-	-	-	-	-
Early Vote	-	-	-	-	-	-	-
Provisional	-	-	-	-	-	-	-
Total	-	-	-	-	-	-	-
07207							
Polling	-	-	-	-	-	-	-
Absentee	-	-	-	-	-	-	-
Early Vote	-	-	-	-	-	-	-
Provisional	-	-	-	-	-	-	-

RETRIEVED FROM DEMOCRACYDOCKET.COM

Statement of Votes Cast
Shelby County, TN
State and Federal General Election _Municipal Elections
November 6, 2018
SOVC For Jurisdiction Wide, All Counters, All Races
Official Combined Results

MILLINGTON SCH BOARD POST 6

	Reg. Voters	Times Counted	Total Votes	Austin Brewer	Larry C Jackson	Write-In Votes	
Total	-	-	-	-	-	-	-
07301							
Polling	-	-	-	-	-	-	-
Absentee	-	-	-	-	-	-	-
Early Vote	-	-	-	-	-	-	-
Provisional	-	-	-	-	-	-	-
Total	-	-	-	-	-	-	-
07303							
Polling	-	-	-	-	-	-	-
Absentee	-	-	-	-	-	-	-
Early Vote	-	-	-	-	-	-	-
Provisional	-	-	-	-	-	-	-
Total	-	-	-	-	-	-	-
07401							
Polling	-	-	-	-	-	-	-
Absentee	-	-	-	-	-	-	-
Early Vote	-	-	-	-	-	-	-
Provisional	-	-	-	-	-	-	-
Total	-	-	-	-	-	-	-
07402							
Polling	-	-	-	-	-	-	-
Absentee	-	-	-	-	-	-	-
Early Vote	-	-	-	-	-	-	-
Provisional	-	-	-	-	-	-	-
Total	-	-	-	-	-	-	-
07405							
Polling	-	-	-	-	-	-	-
Absentee	-	-	-	-	-	-	-
Early Vote	-	-	-	-	-	-	-
Provisional	-	-	-	-	-	-	-
Total	-	-	-	-	-	-	-
07409							
Polling	-	-	-	-	-	-	-
Absentee	-	-	-	-	-	-	-
Early Vote	-	-	-	-	-	-	-
Provisional	-	-	-	-	-	-	-
Total	-	-	-	-	-	-	-
07501							
Polling	-	-	-	-	-	-	-
Absentee	-	-	-	-	-	-	-
Early Vote	-	-	-	-	-	-	-
Provisional	-	-	-	-	-	-	-
Total	-	-	-	-	-	-	-
07506							
Polling	-	-	-	-	-	-	-
Absentee	-	-	-	-	-	-	-
Early Vote	-	-	-	-	-	-	-
Provisional	-	-	-	-	-	-	-
Total	-	-	-	-	-	-	-
07507							
Polling	-	-	-	-	-	-	-
Absentee	-	-	-	-	-	-	-
Early Vote	-	-	-	-	-	-	-
Provisional	-	-	-	-	-	-	-
Total	-	-	-	-	-	-	-
07511							
Polling	-	-	-	-	-	-	-
Absentee	-	-	-	-	-	-	-

RETRIEVED FROM DEMOCRACYDOCKET.COM

Statement of Votes Cast
Shelby County, TN
State and Federal General Election _Municipal Elections
November 6, 2018
SOVC For Jurisdiction Wide, All Counters, All Races
Official Combined Results

MILLINGTON SCH BOARD POST 6

	Reg. Voters	Times Counted	Total Votes	Austin Brewer	Larry C Jackson	Write-In Votes	
Early Vote	-	-	-	-	-	-	-
Provisional	-	-	-	-	-	-	-
Total	-	-	-	-	-	-	-
07604							
Polling	-	-	-	-	-	-	-
Absentee	-	-	-	-	-	-	-
Early Vote	-	-	-	-	-	-	-
Provisional	-	-	-	-	-	-	-
Total	-	-	-	-	-	-	-
07605							
Polling	-	-	-	-	-	-	-
Absentee	-	-	-	-	-	-	-
Early Vote	-	-	-	-	-	-	-
Provisional	-	-	-	-	-	-	-
Total	-	-	-	-	-	-	-
07606							
Polling	-	-	-	-	-	-	-
Absentee	-	-	-	-	-	-	-
Early Vote	-	-	-	-	-	-	-
Provisional	-	-	-	-	-	-	-
Total	-	-	-	-	-	-	-
07701							
Polling	-	-	-	-	-	-	-
Absentee	-	-	-	-	-	-	-
Early Vote	-	-	-	-	-	-	-
Provisional	-	-	-	-	-	-	-
Total	-	-	-	-	-	-	-
07703							
Polling	-	-	-	-	-	-	-
Absentee	-	-	-	-	-	-	-
Early Vote	-	-	-	-	-	-	-
Provisional	-	-	-	-	-	-	-
Total	-	-	-	-	-	-	-
07803							
Polling	-	-	-	-	-	-	-
Absentee	-	-	-	-	-	-	-
Early Vote	-	-	-	-	-	-	-
Provisional	-	-	-	-	-	-	-
Total	-	-	-	-	-	-	-
07901							
Polling	-	-	-	-	-	-	-
Absentee	-	-	-	-	-	-	-
Early Vote	-	-	-	-	-	-	-
Provisional	-	-	-	-	-	-	-
Total	-	-	-	-	-	-	-
07902							
Polling	-	-	-	-	-	-	-
Absentee	-	-	-	-	-	-	-
Early Vote	-	-	-	-	-	-	-
Provisional	-	-	-	-	-	-	-
Total	-	-	-	-	-	-	-
07903							
Polling	-	-	-	-	-	-	-
Absentee	-	-	-	-	-	-	-
Early Vote	-	-	-	-	-	-	-
Provisional	-	-	-	-	-	-	-
Total	-	-	-	-	-	-	-
07907							

RETRIEVED FROM DEMOCRACYDOCKET.COM

Statement of Votes Cast
Shelby County, TN
State and Federal General Election _Municipal Elections
November 6, 2018
SOVC For Jurisdiction Wide, All Counters, All Races
Official Combined Results

MILLINGTON SCH BOARD POST 6

	Reg. Voters	Times Counted	Total Votes	Austin Brewer	Larry C Jackson	Write-In Votes	
Polling	-	-	-	-	-	-	-
Absentee	-	-	-	-	-	-	-
Early Vote	-	-	-	-	-	-	-
Provisional	-	-	-	-	-	-	-
Total	-	-	-	-	-	-	-
08002							
Polling	-	-	-	-	-	-	-
Absentee	-	-	-	-	-	-	-
Early Vote	-	-	-	-	-	-	-
Provisional	-	-	-	-	-	-	-
Total	-	-	-	-	-	-	-
08101							
Polling	-	-	-	-	-	-	-
Absentee	-	-	-	-	-	-	-
Early Vote	-	-	-	-	-	-	-
Provisional	-	-	-	-	-	-	-
Total	-	-	-	-	-	-	-
08103							
Polling	-	-	-	-	-	-	-
Absentee	-	-	-	-	-	-	-
Early Vote	-	-	-	-	-	-	-
Provisional	-	-	-	-	-	-	-
Total	-	-	-	-	-	-	-
08105							
Polling	-	-	-	-	-	-	-
Absentee	-	-	-	-	-	-	-
Early Vote	-	-	-	-	-	-	-
Provisional	-	-	-	-	-	-	-
Total	-	-	-	-	-	-	-
08107							
Polling	-	-	-	-	-	-	-
Absentee	-	-	-	-	-	-	-
Early Vote	-	-	-	-	-	-	-
Provisional	-	-	-	-	-	-	-
Total	-	-	-	-	-	-	-
08202							
Polling	-	-	-	-	-	-	-
Absentee	-	-	-	-	-	-	-
Early Vote	-	-	-	-	-	-	-
Provisional	-	-	-	-	-	-	-
Total	-	-	-	-	-	-	-
08300							
Polling	-	-	-	-	-	-	-
Absentee	-	-	-	-	-	-	-
Early Vote	-	-	-	-	-	-	-
Provisional	-	-	-	-	-	-	-
Total	-	-	-	-	-	-	-
08402							
Polling	-	-	-	-	-	-	-
Absentee	-	-	-	-	-	-	-
Early Vote	-	-	-	-	-	-	-
Provisional	-	-	-	-	-	-	-
Total	-	-	-	-	-	-	-
08600							
Polling	-	-	-	-	-	-	-
Absentee	-	-	-	-	-	-	-
Early Vote	-	-	-	-	-	-	-
Provisional	-	-	-	-	-	-	-

RETRIEVED FROM DEMOCRACYDOCKET.COM

Statement of Votes Cast
Shelby County, TN
State and Federal General Election _Municipal Elections
November 6, 2018
SOVC For Jurisdiction Wide, All Counters, All Races
Official Combined Results

MILLINGTON SCH BOARD POST 6

	Reg. Voters	Times Counted	Total Votes	Austin Brewer	Larry C Jackson	Write-In Votes
Total	-	-	-	-	-	-
08702						
Polling	-	-	-	-	-	-
Absentee	-	-	-	-	-	-
Early Vote	-	-	-	-	-	-
Provisional	-	-	-	-	-	-
Total	-	-	-	-	-	-
08703						
Polling	-	-	-	-	-	-
Absentee	-	-	-	-	-	-
Early Vote	-	-	-	-	-	-
Provisional	-	-	-	-	-	-
Total	-	-	-	-	-	-
08704						
Polling	-	-	-	-	-	-
Absentee	-	-	-	-	-	-
Early Vote	-	-	-	-	-	-
Provisional	-	-	-	-	-	-
Total	-	-	-	-	-	-
08802						
Polling	-	-	-	-	-	-
Absentee	-	-	-	-	-	-
Early Vote	-	-	-	-	-	-
Provisional	-	-	-	-	-	-
Total	-	-	-	-	-	-
08803						
Polling	-	-	-	-	-	-
Absentee	-	-	-	-	-	-
Early Vote	-	-	-	-	-	-
Provisional	-	-	-	-	-	-
Total	-	-	-	-	-	-
08804						
Polling	-	-	-	-	-	-
Absentee	-	-	-	-	-	-
Early Vote	-	-	-	-	-	-
Provisional	-	-	-	-	-	-
Total	-	-	-	-	-	-
08901						
Polling	-	-	-	-	-	-
Absentee	-	-	-	-	-	-
Early Vote	-	-	-	-	-	-
Provisional	-	-	-	-	-	-
Total	-	-	-	-	-	-
08902						
Polling	-	-	-	-	-	-
Absentee	-	-	-	-	-	-
Early Vote	-	-	-	-	-	-
Provisional	-	-	-	-	-	-
Total	-	-	-	-	-	-
09002						
Polling	-	-	-	-	-	-
Absentee	-	-	-	-	-	-
Early Vote	-	-	-	-	-	-
Provisional	-	-	-	-	-	-
Total	-	-	-	-	-	-
09003						
Polling	-	-	-	-	-	-
Absentee	-	-	-	-	-	-

RETRIEVED FROM DEMOCRACYDOCKET.COM

Statement of Votes Cast
Shelby County, TN
State and Federal General Election _Municipal Elections
November 6, 2018
SOVC For Jurisdiction Wide, All Counters, All Races
Official Combined Results

	MILLINGTON SCH BOARD POST 6					
	Reg. Voters	Times Counted	Total Votes	Austin Brewer	Larry C Jackson	Write-In Votes
Early Vote	-	-	-	-	-	-
Provisional	-	-	-	-	-	-
Total	-	-	-	-	-	-
09101						
Polling	-	-	-	-	-	-
Absentee	-	-	-	-	-	-
Early Vote	-	-	-	-	-	-
Provisional	-	-	-	-	-	-
Total	-	-	-	-	-	-
09102						
Polling	-	-	-	-	-	-
Absentee	-	-	-	-	-	-
Early Vote	-	-	-	-	-	-
Provisional	-	-	-	-	-	-
Total	-	-	-	-	-	-
09104						
Polling	-	-	-	-	-	-
Absentee	-	-	-	-	-	-
Early Vote	-	-	-	-	-	-
Provisional	-	-	-	-	-	-
Total	-	-	-	-	-	-
09201						
Polling	-	-	-	-	-	-
Absentee	-	-	-	-	-	-
Early Vote	-	-	-	-	-	-
Provisional	-	-	-	-	-	-
Total	-	-	-	-	-	-
09301						
Polling	-	-	-	-	-	-
Absentee	-	-	-	-	-	-
Early Vote	-	-	-	-	-	-
Provisional	-	-	-	-	-	-
Total	-	-	-	-	-	-
09303						
Polling	-	-	-	-	-	-
Absentee	-	-	-	-	-	-
Early Vote	-	-	-	-	-	-
Provisional	-	-	-	-	-	-
Total	-	-	-	-	-	-
09403						
Polling	-	-	-	-	-	-
Absentee	-	-	-	-	-	-
Early Vote	-	-	-	-	-	-
Provisional	-	-	-	-	-	-
Total	-	-	-	-	-	-
09406						
Polling	-	-	-	-	-	-
Absentee	-	-	-	-	-	-
Early Vote	-	-	-	-	-	-
Provisional	-	-	-	-	-	-
Total	-	-	-	-	-	-
09407						
Polling	-	-	-	-	-	-
Absentee	-	-	-	-	-	-
Early Vote	-	-	-	-	-	-
Provisional	-	-	-	-	-	-
Total	-	-	-	-	-	-
09408						

RETRIEVED FROM DEMOCRACYDOCKET.COM

Statement of Votes Cast
Shelby County, TN
State and Federal General Election _Municipal Elections
November 6, 2018
SOVC For Jurisdiction Wide, All Counters, All Races
Official Combined Results

MILLINGTON SCH BOARD POST 6

	Reg. Voters	Times Counted	Total Votes	Austin Brewer	Larry C Jackson	Write-In Votes		
Polling	-	-	-	-	-	-	-	-
Absentee	-	-	-	-	-	-	-	-
Early Vote	-	-	-	-	-	-	-	-
Provisional	-	-	-	-	-	-	-	-
Total	-	-	-	-	-	-	-	-
09501								
Polling	-	-	-	-	-	-	-	-
Absentee	-	-	-	-	-	-	-	-
Early Vote	-	-	-	-	-	-	-	-
Provisional	-	-	-	-	-	-	-	-
Total	-	-	-	-	-	-	-	-
09505								
Polling	-	-	-	-	-	-	-	-
Absentee	-	-	-	-	-	-	-	-
Early Vote	-	-	-	-	-	-	-	-
Provisional	-	-	-	-	-	-	-	-
Total	-	-	-	-	-	-	-	-
09506								
Polling	-	-	-	-	-	-	-	-
Absentee	-	-	-	-	-	-	-	-
Early Vote	-	-	-	-	-	-	-	-
Provisional	-	-	-	-	-	-	-	-
Total	-	-	-	-	-	-	-	-
09507								
Polling	-	-	-	-	-	-	-	-
Absentee	-	-	-	-	-	-	-	-
Early Vote	-	-	-	-	-	-	-	-
Provisional	-	-	-	-	-	-	-	-
Total	-	-	-	-	-	-	-	-
09508								
Polling	-	-	-	-	-	-	-	-
Absentee	-	-	-	-	-	-	-	-
Early Vote	-	-	-	-	-	-	-	-
Provisional	-	-	-	-	-	-	-	-
Total	-	-	-	-	-	-	-	-
09601								
Polling	-	-	-	-	-	-	-	-
Absentee	-	-	-	-	-	-	-	-
Early Vote	-	-	-	-	-	-	-	-
Provisional	-	-	-	-	-	-	-	-
Total	-	-	-	-	-	-	-	-
09602								
Polling	-	-	-	-	-	-	-	-
Absentee	-	-	-	-	-	-	-	-
Early Vote	-	-	-	-	-	-	-	-
Provisional	-	-	-	-	-	-	-	-
Total	-	-	-	-	-	-	-	-
ARL01								
Polling	-	-	-	-	-	-	-	-
Absentee	-	-	-	-	-	-	-	-
Early Vote	-	-	-	-	-	-	-	-
Provisional	-	-	-	-	-	-	-	-
Total	-	-	-	-	-	-	-	-
ARL02								
Polling	-	-	-	-	-	-	-	-
Absentee	-	-	-	-	-	-	-	-
Early Vote	-	-	-	-	-	-	-	-
Provisional	-	-	-	-	-	-	-	-

RETRIEVED FROM DEMOCRACYDOCKET.COM

	MILLINGTON SCH BOARD POST 6					
	Reg. Voters	Times Counted	Total Votes	Austin Brewer	Larry C Jackson	Write-In Votes
Total	-	-	-	-	-	-
BAR03						
Polling	-	-	-	-	-	-
Absentee	-	-	-	-	-	-
Early Vote	-	-	-	-	-	-
Provisional	-	-	-	-	-	-
Total	-	-	-	-	-	-
BAR04						
Polling	-	-	-	-	-	-
Absentee	-	-	-	-	-	-
Early Vote	-	-	-	-	-	-
Provisional	-	-	-	-	-	-
Total	-	-	-	-	-	-
BAR05						
Polling	-	-	-	-	-	-
Absentee	-	-	-	-	-	-
Early Vote	-	-	-	-	-	-
Provisional	-	-	-	-	-	-
Total	-	-	-	-	-	-
BAR06						
Polling	-	-	-	-	-	-
Absentee	-	-	-	-	-	-
Early Vote	-	-	-	-	-	-
Provisional	-	-	-	-	-	-
Total	-	-	-	-	-	-
BAR08						
Polling	-	-	-	-	-	-
Absentee	-	-	-	-	-	-
Early Vote	-	-	-	-	-	-
Provisional	-	-	-	-	-	-
Total	-	-	-	-	-	-
BAR09						
Polling	-	-	-	-	-	-
Absentee	-	-	-	-	-	-
Early Vote	-	-	-	-	-	-
Provisional	-	-	-	-	-	-
Total	-	-	-	-	-	-
BAR11						
Polling	-	-	-	-	-	-
Absentee	-	-	-	-	-	-
Early Vote	-	-	-	-	-	-
Provisional	-	-	-	-	-	-
Total	-	-	-	-	-	-
BAR13						
Polling	-	-	-	-	-	-
Absentee	-	-	-	-	-	-
Early Vote	-	-	-	-	-	-
Provisional	-	-	-	-	-	-
Total	-	-	-	-	-	-
BRU01						
Polling	-	-	-	-	-	-
Absentee	-	-	-	-	-	-
Early Vote	-	-	-	-	-	-
Provisional	-	-	-	-	-	-
Total	-	-	-	-	-	-
BRU02						
Polling	-	-	-	-	-	-
Absentee	-	-	-	-	-	-

RETRIEVED FROM DEMOCRACYDOCKET.COM

Statement of Votes Cast
Shelby County, TN
State and Federal General Election _Municipal Elections
November 6, 2018
SOVC For Jurisdiction Wide, All Counters, All Races
Official Combined Results

MILLINGTON SCH BOARD POST 6

	Reg. Voters	Times Counted	Total Votes	Austin Brewer	Larry C Jackson	Write-In Votes	
Early Vote	-	-	-	-	-	-	-
Provisional	-	-	-	-	-	-	-
Total	-	-	-	-	-	-	-
COL01							
Polling	-	-	-	-	-	-	-
Absentee	-	-	-	-	-	-	-
Early Vote	-	-	-	-	-	-	-
Provisional	-	-	-	-	-	-	-
Total	-	-	-	-	-	-	-
COL02							
Polling	-	-	-	-	-	-	-
Absentee	-	-	-	-	-	-	-
Early Vote	-	-	-	-	-	-	-
Provisional	-	-	-	-	-	-	-
Total	-	-	-	-	-	-	-
COL03							
Polling	-	-	-	-	-	-	-
Absentee	-	-	-	-	-	-	-
Early Vote	-	-	-	-	-	-	-
Provisional	-	-	-	-	-	-	-
Total	-	-	-	-	-	-	-
COL04							
Polling	-	-	-	-	-	-	-
Absentee	-	-	-	-	-	-	-
Early Vote	-	-	-	-	-	-	-
Provisional	-	-	-	-	-	-	-
Total	-	-	-	-	-	-	-
COL05							
Polling	-	-	-	-	-	-	-
Absentee	-	-	-	-	-	-	-
Early Vote	-	-	-	-	-	-	-
Provisional	-	-	-	-	-	-	-
Total	-	-	-	-	-	-	-
COL06							
Polling	-	-	-	-	-	-	-
Absentee	-	-	-	-	-	-	-
Early Vote	-	-	-	-	-	-	-
Provisional	-	-	-	-	-	-	-
Total	-	-	-	-	-	-	-
COL07							
Polling	-	-	-	-	-	-	-
Absentee	-	-	-	-	-	-	-
Early Vote	-	-	-	-	-	-	-
Provisional	-	-	-	-	-	-	-
Total	-	-	-	-	-	-	-
COL08							
Polling	-	-	-	-	-	-	-
Absentee	-	-	-	-	-	-	-
Early Vote	-	-	-	-	-	-	-
Provisional	-	-	-	-	-	-	-
Total	-	-	-	-	-	-	-
COL09							
Polling	-	-	-	-	-	-	-
Absentee	-	-	-	-	-	-	-
Early Vote	-	-	-	-	-	-	-
Provisional	-	-	-	-	-	-	-
Total	-	-	-	-	-	-	-
COR03							

RETRIEVED FROM DEMOCRACYDOCKET.COM

Statement of Votes Cast
Shelby County, TN
State and Federal General Election _Municipal Elections
November 6, 2018
SOVC For Jurisdiction Wide, All Counters, All Races
Official Combined Results

	MILLINGTON SCH BOARD POST 6					
	Reg. Voters	Times Counted	Total Votes	Austin Brewer	Larry C Jackson	Write-In Votes
Polling	-	-	-	-	-	-
Absentee	-	-	-	-	-	-
Early Vote	-	-	-	-	-	-
Provisional	-	-	-	-	-	-
Total	-	-	-	-	-	-
COR04						
Polling	-	-	-	-	-	-
Absentee	-	-	-	-	-	-
Early Vote	-	-	-	-	-	-
Provisional	-	-	-	-	-	-
Total	-	-	-	-	-	-
COR05						
Polling	-	-	-	-	-	-
Absentee	-	-	-	-	-	-
Early Vote	-	-	-	-	-	-
Provisional	-	-	-	-	-	-
Total	-	-	-	-	-	-
EAD00						
Polling	-	-	-	-	-	-
Absentee	-	-	-	-	-	-
Early Vote	-	-	-	-	-	-
Provisional	-	-	-	-	-	-
Total	-	-	-	-	-	-
FOR01						
Polling	-	-	-	-	-	-
Absentee	-	-	-	-	-	-
Early Vote	-	-	-	-	-	-
Provisional	-	-	-	-	-	-
Total	-	-	-	-	-	-
FOR02						
Polling	-	-	-	-	-	-
Absentee	-	-	-	-	-	-
Early Vote	-	-	-	-	-	-
Provisional	-	-	-	-	-	-
Total	-	-	-	-	-	-
FOR03						
Polling	-	-	-	-	-	-
Absentee	-	-	-	-	-	-
Early Vote	-	-	-	-	-	-
Provisional	-	-	-	-	-	-
Total	-	-	-	-	-	-
GER02						
Polling	-	-	-	-	-	-
Absentee	-	-	-	-	-	-
Early Vote	-	-	-	-	-	-
Provisional	-	-	-	-	-	-
Total	-	-	-	-	-	-
GER03						
Polling	-	-	-	-	-	-
Absentee	-	-	-	-	-	-
Early Vote	-	-	-	-	-	-
Provisional	-	-	-	-	-	-
Total	-	-	-	-	-	-
GER04						
Polling	-	-	-	-	-	-
Absentee	-	-	-	-	-	-
Early Vote	-	-	-	-	-	-
Provisional	-	-	-	-	-	-

RETRIEVED FROM DEMOCRACYDOCKET.COM

Statement of Votes Cast
Shelby County, TN
State and Federal General Election _Municipal Elections
November 6, 2018
SOVC For Jurisdiction Wide, All Counters, All Races
Official Combined Results

MILLINGTON SCH BOARD POST 6

	Reg. Voters	Times Counted	Total Votes	Austin Brewer		Larry C Jackson		Write-In Votes	
Total	-	-	-	-	-	-	-	-	-
GER05									
Polling	-	-	-	-	-	-	-	-	-
Absentee	-	-	-	-	-	-	-	-	-
Early Vote	-	-	-	-	-	-	-	-	-
Provisional	-	-	-	-	-	-	-	-	-
Total	-	-	-	-	-	-	-	-	-
GER06									
Polling	-	-	-	-	-	-	-	-	-
Absentee	-	-	-	-	-	-	-	-	-
Early Vote	-	-	-	-	-	-	-	-	-
Provisional	-	-	-	-	-	-	-	-	-
Total	-	-	-	-	-	-	-	-	-
GER08									
Polling	-	-	-	-	-	-	-	-	-
Absentee	-	-	-	-	-	-	-	-	-
Early Vote	-	-	-	-	-	-	-	-	-
Provisional	-	-	-	-	-	-	-	-	-
Total	-	-	-	-	-	-	-	-	-
GER10									
Polling	-	-	-	-	-	-	-	-	-
Absentee	-	-	-	-	-	-	-	-	-
Early Vote	-	-	-	-	-	-	-	-	-
Provisional	-	-	-	-	-	-	-	-	-
Total	-	-	-	-	-	-	-	-	-
GER11									
Polling	-	-	-	-	-	-	-	-	-
Absentee	-	-	-	-	-	-	-	-	-
Early Vote	-	-	-	-	-	-	-	-	-
Provisional	-	-	-	-	-	-	-	-	-
Total	-	-	-	-	-	-	-	-	-
GER12									
Polling	-	-	-	-	-	-	-	-	-
Absentee	-	-	-	-	-	-	-	-	-
Early Vote	-	-	-	-	-	-	-	-	-
Provisional	-	-	-	-	-	-	-	-	-
Total	-	-	-	-	-	-	-	-	-
LAK01									
Polling	-	-	-	-	-	-	-	-	-
Absentee	-	-	-	-	-	-	-	-	-
Early Vote	-	-	-	-	-	-	-	-	-
Provisional	-	-	-	-	-	-	-	-	-
Total	-	-	-	-	-	-	-	-	-
LAK02									
Polling	-	-	-	-	-	-	-	-	-
Absentee	-	-	-	-	-	-	-	-	-
Early Vote	-	-	-	-	-	-	-	-	-
Provisional	-	-	-	-	-	-	-	-	-
Total	-	-	-	-	-	-	-	-	-
LUC01									
Polling	622	180	134	56	41.79%	77	57.46%	1	0.75%
Absentee	622	4	4	0	0.00%	4	100.00%	0	0.00%
Early Vote	622	234	187	59	31.55%	128	68.45%	0	0.00%
Provisional	622	1	0	0	-	0	-	0	-
Total	622	419	325	115	35.38%	209	64.31%	1	0.31%
LUC03									
Polling	105	17	10	4	40.00%	6	60.00%	0	0.00%
Absentee	105	0	0	0	-	0	-	0	-

RETRIEVED FROM DEMOCRACYDOCKET.COM

Statement of Votes Cast
Shelby County, TN
State and Federal General Election _Municipal Elections
November 6, 2018
SOVC For Jurisdiction Wide, All Counters, All Races
Official Combined Results

MILLINGTON SCH BOARD POST 6

	Reg. Voters	Times Counted	Total Votes	Austin Brewer		Larry C Jackson		Write-In Votes	
Early Vote	105	43	36	8	22.22%	27	75.00%	1	2.78%
Provisional	105	0	0	0	-	0	-	0	-
Total	105	60	46	12	26.09%	33	71.74%	1	2.17%
MCC00									
Polling	-	-	-	-	-	-	-	-	-
Absentee	-	-	-	-	-	-	-	-	-
Early Vote	-	-	-	-	-	-	-	-	-
Provisional	-	-	-	-	-	-	-	-	-
Total	-	-	-	-	-	-	-	-	-
MIL01									
Polling	2020	281	229	104	45.41%	123	53.71%	2	0.87%
Absentee	2020	8	7	3	42.86%	4	57.14%	0	0.00%
Early Vote	2020	673	541	198	36.60%	343	63.40%	0	0.00%
Provisional	2020	1	0	0	-	0	-	0	-
Total	2020	963	777	305	39.25%	470	60.49%	2	0.26%
MIL02									
Polling	3620	441	370	151	40.81%	215	58.11%	4	1.08%
Absentee	3620	35	31	14	45.16%	17	54.84%	0	0.00%
Early Vote	3620	1290	1111	409	36.81%	702	63.19%	0	0.00%
Provisional	3620	6	6	3	50.00%	3	50.00%	0	0.00%
Total	3620	1772	1518	577	38.01%	937	61.73%	4	0.26%
MOR01									
Polling	-	-	-	-	-	-	-	-	-
Absentee	-	-	-	-	-	-	-	-	-
Early Vote	-	-	-	-	-	-	-	-	-
Provisional	-	-	-	-	-	-	-	-	-
Total	-	-	-	-	-	-	-	-	-
MOR02									
Polling	-	-	-	-	-	-	-	-	-
Absentee	-	-	-	-	-	-	-	-	-
Early Vote	-	-	-	-	-	-	-	-	-
Provisional	-	-	-	-	-	-	-	-	-
Total	-	-	-	-	-	-	-	-	-
ROS05									
Polling	-	-	-	-	-	-	-	-	-
Absentee	-	-	-	-	-	-	-	-	-
Early Vote	-	-	-	-	-	-	-	-	-
Provisional	-	-	-	-	-	-	-	-	-
Total	-	-	-	-	-	-	-	-	-
ROS13									
Polling	-	-	-	-	-	-	-	-	-
Absentee	-	-	-	-	-	-	-	-	-
Early Vote	-	-	-	-	-	-	-	-	-
Provisional	-	-	-	-	-	-	-	-	-
Total	-	-	-	-	-	-	-	-	-
ROS14									
Polling	-	-	-	-	-	-	-	-	-
Absentee	-	-	-	-	-	-	-	-	-
Early Vote	-	-	-	-	-	-	-	-	-
Provisional	-	-	-	-	-	-	-	-	-
Total	-	-	-	-	-	-	-	-	-
ROS15									
Polling	-	-	-	-	-	-	-	-	-
Absentee	-	-	-	-	-	-	-	-	-
Early Vote	-	-	-	-	-	-	-	-	-
Provisional	-	-	-	-	-	-	-	-	-
Total	-	-	-	-	-	-	-	-	-
ROS16									

RETRIEVED FROM DEMOCRACYDOCKET.COM

Statement of Votes Cast
Shelby County, TN
State and Federal General Election _Municipal Elections
November 6, 2018
SOVC For Jurisdiction Wide, All Counters, All Races
Official Combined Results

MILLINGTON SCH BOARD POST 6

	Reg. Voters	Times Counted	Total Votes	Austin Brewer		Larry C Jackson		Write-In Votes	
Polling	-	-	-	-	-	-	-	-	-
Absentee	-	-	-	-	-	-	-	-	-
Early Vote	-	-	-	-	-	-	-	-	-
Provisional	-	-	-	-	-	-	-	-	-
Total	-	-	-	-	-	-	-	-	-
STE00									
Polling	-	-	-	-	-	-	-	-	-
Absentee	-	-	-	-	-	-	-	-	-
Early Vote	-	-	-	-	-	-	-	-	-
Provisional	-	-	-	-	-	-	-	-	-
Total	-	-	-	-	-	-	-	-	-
Total									
Polling	6367	919	743	315	42.40%	421	56.66%	7	0.94%
Absentee	6367	47	42	17	40.48%	25	59.52%	0	0.00%
Early Vote	6367	2240	1875	674	35.95%	1200	64.00%	1	0.05%
Provisional	6367	8	6	3	50.00%	3	50.00%	0	0.00%
Total	6367	3214	2666	1009	37.85%	1649	61.85%	8	0.30%

RETRIEVED FROM DEMOCRACYDOCKET.COM

Statement of Votes Cast
Shelby County, TN
State and Federal General Election _Municipal Elections
November 6, 2018
SOVC For Jurisdiction Wide, All Counters, All Races
Official Combined Results

	MEMPHIS ORDINANCE NO. 5676						
	Reg. Voters	Times Counted	Total Votes	For Amendment		Against Amendment	
Jurisdiction Wide							
00100							
Polling	6031	1083	1033	463	44.82%	570	55.18%
Absentee	6031	56	50	28	56.00%	22	44.00%
Early Vote	6031	1464	1412	526	37.25%	886	62.75%
Provisional	6031	33	32	18	56.25%	14	43.75%
Total	6031	2636	2527	1035	40.96%	1492	59.04%
00200							
Polling	4995	881	843	406	48.16%	437	51.84%
Absentee	4995	38	34	16	47.06%	18	52.94%
Early Vote	4995	1596	1559	563	36.11%	996	63.89%
Provisional	4995	10	10	5	50.00%	5	50.00%
Total	4995	2525	2446	990	40.47%	1456	59.53%
01100							
Polling	2795	395	357	227	63.59%	130	36.41%
Absentee	2795	10	10	3	30.00%	7	70.00%
Early Vote	2795	500	433	180	41.57%	253	58.43%
Provisional	2795	4	4	2	50.00%	2	50.00%
Total	2795	909	804	412	51.24%	392	48.76%
01200							
Polling	1046	175	166	91	54.82%	75	45.18%
Absentee	1046	31	23	11	47.83%	12	52.17%
Early Vote	1046	287	278	105	37.77%	173	62.23%
Provisional	1046	1	0	0	-	0	-
Total	1046	494	467	207	44.33%	260	55.67%
01300							
Polling	2299	387	334	125	37.43%	209	62.57%
Absentee	2299	5	4	0	0.00%	4	100.00%
Early Vote	2299	346	304	101	33.22%	203	66.78%
Provisional	2299	4	3	1	33.33%	2	66.67%
Total	2299	742	645	227	35.19%	418	64.81%
01601							
Polling	4161	1017	991	298	30.07%	693	69.93%
Absentee	4161	45	45	15	33.33%	30	66.67%
Early Vote	4161	1641	1603	307	19.15%	1296	80.85%
Provisional	4161	11	11	2	18.18%	9	81.82%
Total	4161	2714	2650	622	23.47%	2028	76.53%
01603							
Polling	3351	496	475	192	40.42%	283	59.58%
Absentee	3351	29	23	7	30.43%	16	69.57%
Early Vote	3351	1163	1133	316	27.89%	817	72.11%
Provisional	3351	7	7	3	42.86%	4	57.14%
Total	3351	1695	1638	518	31.62%	1120	68.38%
01700							
Polling	2110	326	313	112	35.78%	201	64.22%
Absentee	2110	42	31	21	67.74%	10	32.26%
Early Vote	2110	624	605	182	30.08%	423	69.92%
Provisional	2110	10	10	6	60.00%	4	40.00%
Total	2110	1002	959	321	33.47%	638	66.53%
02001							
Polling	3381	832	794	210	26.45%	584	73.55%
Absentee	3381	45	39	14	35.90%	25	64.10%
Early Vote	3381	1329	1300	264	20.31%	1036	79.69%
Provisional	3381	7	6	3	50.00%	3	50.00%
Total	3381	2213	2139	491	22.95%	1648	77.05%
02003							
Polling	4480	701	631	290	45.96%	341	54.04%
Absentee	4480	14	12	7	58.33%	5	41.67%

RETRIEVED FROM DEMOCRACYDOCKET.COM

Statement of Votes Cast
Shelby County, TN
State and Federal General Election _Municipal Elections
November 6, 2018
SOVC For Jurisdiction Wide, All Counters, All Races
Official Combined Results

	MEMPHIS ORDINANCE NO. 5676						
	Reg. Voters	Times Counted	Total Votes	For Amendment		Against Amendment	
Early Vote	4480	1028	934	337	36.08%	597	63.92%
Provisional	4480	11	9	6	66.67%	3	33.33%
Total	4480	1754	1586	640	40.35%	946	59.65%
02100							
Polling	3257	471	401	195	48.63%	206	51.37%
Absentee	3257	13	12	4	33.33%	8	66.67%
Early Vote	3257	714	625	207	33.12%	418	66.88%
Provisional	3257	11	10	4	40.00%	6	60.00%
Total	3257	1209	1048	410	39.12%	638	60.88%
02600							
Polling	2983	499	473	183	38.69%	290	61.31%
Absentee	2983	10	10	6	60.00%	4	40.00%
Early Vote	2983	638	608	218	35.86%	390	64.14%
Provisional	2983	4	4	3	75.00%	1	25.00%
Total	2983	1151	1095	410	37.44%	685	62.56%
02800							
Polling	2142	445	433	137	31.64%	296	68.36%
Absentee	2142	22	20	8	40.00%	12	60.00%
Early Vote	2142	825	809	194	23.98%	615	76.02%
Provisional	2142	2	1	1	100.00%	0	0.00%
Total	2142	1294	1263	340	26.92%	923	73.08%
03102							
Polling	2623	482	469	150	31.98%	319	68.02%
Absentee	2623	15	14	4	28.57%	10	71.43%
Early Vote	2623	870	846	207	24.47%	639	75.53%
Provisional	2623	6	6	4	66.67%	2	33.33%
Total	2623	1373	1335	365	27.34%	970	72.66%
03104							
Polling	3046	509	485	232	47.84%	253	52.16%
Absentee	3046	19	18	6	33.33%	12	66.67%
Early Vote	3046	1067	1030	313	30.39%	717	69.61%
Provisional	3046	3	1	1	100.00%	0	0.00%
Total	3046	1598	1534	552	35.98%	982	64.02%
03300							
Polling	1068	262	250	79	31.60%	171	68.40%
Absentee	1068	4	4	2	50.00%	2	50.00%
Early Vote	1068	267	260	69	26.54%	191	73.46%
Provisional	1068	2	2	2	100.00%	0	0.00%
Total	1068	535	516	152	29.46%	364	70.54%
03402							
Polling	2175	335	309	151	48.87%	158	51.13%
Absentee	2175	5	5	3	60.00%	2	40.00%
Early Vote	2175	413	396	143	36.11%	253	63.89%
Provisional	2175	2	2	0	0.00%	2	100.00%
Total	2175	755	712	297	41.71%	415	58.29%
03601							
Polling	2770	648	614	181	29.48%	433	70.52%
Absentee	2770	40	38	14	36.84%	24	63.16%
Early Vote	2770	953	911	185	20.31%	726	79.69%
Provisional	2770	3	3	1	33.33%	2	66.67%
Total	2770	1644	1566	381	24.33%	1185	75.67%
03602							
Polling	2744	570	514	192	37.35%	322	62.65%
Absentee	2744	12	12	5	41.67%	7	58.33%
Early Vote	2744	804	744	226	30.38%	518	69.62%
Provisional	2744	5	4	2	50.00%	2	50.00%
Total	2744	1391	1274	425	33.36%	849	66.64%
03700							

RETRIEVED FROM DEMOCRACYDOCKET.COM

Statement of Votes Cast
Shelby County, TN
State and Federal General Election _Municipal Elections
November 6, 2018
SOVC For Jurisdiction Wide, All Counters, All Races
Official Combined Results

MEMPHIS ORDINANCE NO. 5676

	Reg. Voters	Times Counted	Total Votes	For Amendment		Against Amendment	
Polling	3332	539	467	184	39.40%	283	60.60%
Absentee	3332	9	8	2	25.00%	6	75.00%
Early Vote	3332	509	465	157	33.76%	308	66.24%
Provisional	3332	4	4	1	25.00%	3	75.00%
Total	3332	1061	944	344	36.44%	600	63.56%
04103							
Polling	3283	555	512	223	43.55%	289	56.45%
Absentee	3283	32	27	11	40.74%	16	59.26%
Early Vote	3283	731	674	191	28.34%	483	71.66%
Provisional	3283	3	3	1	33.33%	2	66.67%
Total	3283	1321	1216	426	35.03%	790	64.97%
04201							
Polling	3247	593	541	215	39.74%	326	60.26%
Absentee	3247	8	7	2	28.57%	5	71.43%
Early Vote	3247	615	542	173	31.92%	369	68.08%
Provisional	3247	3	3	1	33.33%	2	66.67%
Total	3247	1219	1093	391	35.77%	702	64.23%
04401							
Polling	4099	785	753	335	44.49%	418	55.51%
Absentee	4099	40	37	12	32.43%	25	67.57%
Early Vote	4099	1594	1539	500	32.49%	1039	67.51%
Provisional	4099	1	1	0	0.00%	1	100.00%
Total	4099	2420	2330	847	36.35%	1483	63.65%
04405							
Polling	2936	446	412	186	45.15%	226	54.85%
Absentee	2936	59	50	29	58.00%	21	42.00%
Early Vote	2936	900	865	253	29.25%	612	70.75%
Provisional	2936	8	7	4	57.14%	3	42.86%
Total	2936	1413	1334	472	35.38%	862	64.62%
04502							
Polling	4339	727	686	282	41.11%	404	58.89%
Absentee	4339	16	15	5	33.33%	10	66.67%
Early Vote	4339	1074	1018	339	33.30%	679	66.70%
Provisional	4339	10	8	6	75.00%	2	25.00%
Total	4339	1827	1727	632	36.60%	1095	63.40%
04504							
Polling	5409	1048	1005	426	42.39%	579	57.61%
Absentee	5409	62	59	36	61.02%	23	38.98%
Early Vote	5409	1988	1933	565	29.23%	1368	70.77%
Provisional	5409	6	6	4	66.67%	2	33.33%
Total	5409	3104	3003	1031	34.33%	1972	65.67%
04602							
Polling	4361	793	772	298	38.60%	474	61.40%
Absentee	4361	70	62	28	45.16%	34	54.84%
Early Vote	4361	1393	1342	445	33.16%	897	66.84%
Provisional	4361	15	15	5	33.33%	10	66.67%
Total	4361	2271	2191	776	35.42%	1415	64.58%
04700							
Polling	3847	663	641	231	36.04%	410	63.96%
Absentee	3847	12	9	0	0.00%	9	100.00%
Early Vote	3847	808	767	288	37.55%	479	62.45%
Provisional	3847	3	3	2	66.67%	1	33.33%
Total	3847	1486	1420	521	36.69%	899	63.31%
04900							
Polling	3576	640	597	174	29.15%	423	70.85%
Absentee	3576	14	14	6	42.86%	8	57.14%
Early Vote	3576	849	788	258	32.74%	530	67.26%
Provisional	3576	3	3	1	33.33%	2	66.67%

RETRIEVED FROM DEMOCRACYDOCKET.COM

Statement of Votes Cast
Shelby County, TN
State and Federal General Election _Municipal Elections
November 6, 2018
SOVC For Jurisdiction Wide, All Counters, All Races
Official Combined Results

MEMPHIS ORDINANCE NO. 5676

	Reg. Voters	Times Counted	Total Votes	For Amendment		Against Amendment	
Total	3576	1506	1402	439	31.31%	963	68.69%
05001							
Polling	1439	235	220	72	32.73%	148	67.27%
Absentee	1439	2	2	2	100.00%	0	0.00%
Early Vote	1439	388	360	131	36.39%	229	63.61%
Provisional	1439	3	3	1	33.33%	2	66.67%
Total	1439	628	585	206	35.21%	379	64.79%
05002							
Polling	2779	363	338	200	59.17%	138	40.83%
Absentee	2779	8	8	1	12.50%	7	87.50%
Early Vote	2779	658	600	224	37.33%	376	62.67%
Provisional	2779	7	6	4	66.67%	2	33.33%
Total	2779	1036	952	429	45.06%	523	54.94%
05201							
Polling	1864	352	308	175	56.82%	133	43.18%
Absentee	1864	11	11	1	9.09%	10	90.91%
Early Vote	1864	424	384	99	25.78%	285	74.22%
Provisional	1864	3	2	2	100.00%	0	0.00%
Total	1864	790	705	277	39.29%	428	60.71%
05301							
Polling	3486	671	601	289	48.09%	312	51.91%
Absentee	3486	12	11	5	45.45%	6	54.55%
Early Vote	3486	632	584	198	33.90%	386	66.10%
Provisional	3486	1	1	0	0.00%	1	100.00%
Total	3486	1316	1197	492	41.10%	705	58.90%
05400							
Polling	4737	862	803	375	46.70%	428	53.30%
Absentee	4737	28	26	15	57.69%	11	42.31%
Early Vote	4737	1247	1149	456	39.69%	693	60.31%
Provisional	4737	4	3	1	33.33%	2	66.67%
Total	4737	2141	1981	847	42.76%	1134	57.24%
05502							
Polling	3391	736	707	292	41.30%	415	58.70%
Absentee	3391	55	51	19	37.25%	32	62.75%
Early Vote	3391	1619	1577	466	29.55%	1111	70.45%
Provisional	3391	3	3	2	66.67%	1	33.33%
Total	3391	2413	2338	779	33.32%	1559	66.68%
05700							
Polling	4632	780	747	318	42.57%	429	57.43%
Absentee	4632	73	66	31	46.97%	35	53.03%
Early Vote	4632	2453	2371	734	30.96%	1637	69.04%
Provisional	4632	2	2	1	50.00%	1	50.00%
Total	4632	3308	3186	1084	34.02%	2102	65.98%
05801							
Polling	2977	652	619	243	39.26%	376	60.74%
Absentee	2977	8	8	6	75.00%	2	25.00%
Early Vote	2977	669	647	201	31.07%	446	68.93%
Provisional	2977	9	9	7	77.78%	2	22.22%
Total	2977	1338	1283	457	35.62%	826	64.38%
05804							
Polling	3820	630	597	286	47.91%	311	52.09%
Absentee	3820	11	9	7	77.78%	2	22.22%
Early Vote	3820	691	666	239	35.89%	427	64.11%
Provisional	3820	11	11	6	54.55%	5	45.45%
Total	3820	1343	1283	538	41.93%	745	58.07%
05905							
Polling	3913	791	744	345	46.37%	399	53.63%
Absentee	3913	10	10	5	50.00%	5	50.00%

RETRIEVED FROM DEMOCRACYDOCKET.COM

Statement of Votes Cast
Shelby County, TN
State and Federal General Election _Municipal Elections
November 6, 2018
SOVC For Jurisdiction Wide, All Counters, All Races
Official Combined Results

MEMPHIS ORDINANCE NO. 5676

	Reg. Voters	Times Counted	Total Votes	For Amendment		Against Amendment	
Early Vote	3913	892	835	294	35.21%	541	64.79%
Provisional	3913	3	2	1	50.00%	1	50.00%
Total	3913	1696	1591	645	40.54%	946	59.46%
06003							
Polling	2379	492	455	164	36.04%	291	63.96%
Absentee	2379	14	12	7	58.33%	5	41.67%
Early Vote	2379	624	591	201	34.01%	390	65.99%
Provisional	2379	4	4	1	25.00%	3	75.00%
Total	2379	1134	1062	373	35.12%	689	64.88%
06005							
Polling	1722	307	283	136	48.06%	147	51.94%
Absentee	1722	2	1	0	0.00%	1	100.00%
Early Vote	1722	341	329	130	39.51%	199	60.49%
Provisional	1722	1	1	0	0.00%	1	100.00%
Total	1722	651	614	266	43.32%	348	56.68%
06006							
Polling	2206	410	391	139	35.55%	252	64.45%
Absentee	2206	15	14	4	28.57%	10	71.43%
Early Vote	2206	451	422	151	35.78%	271	64.22%
Provisional	2206	2	1	1	100.00%	0	0.00%
Total	2206	878	828	295	35.63%	533	64.37%
06007							
Polling	4343	848	812	321	39.53%	491	60.47%
Absentee	4343	10	10	3	30.00%	7	70.00%
Early Vote	4343	1052	1010	387	38.32%	623	61.68%
Provisional	4343	8	7	5	71.43%	2	28.57%
Total	4343	1918	1839	716	38.93%	1123	61.07%
06009							
Polling	2713	443	415	251	60.48%	164	39.52%
Absentee	2713	8	8	5	62.50%	3	37.50%
Early Vote	2713	541	512	205	40.04%	307	59.96%
Provisional	2713	2	1	1	100.00%	0	0.00%
Total	2713	994	936	462	49.36%	474	50.64%
06100							
Polling	2252	439	417	175	41.97%	242	58.03%
Absentee	2252	7	7	3	42.86%	4	57.14%
Early Vote	2252	404	382	164	42.93%	218	57.07%
Provisional	2252	0	0	0	-	0	-
Total	2252	850	806	342	42.43%	464	57.57%
06200							
Polling	2237	343	301	144	47.84%	157	52.16%
Absentee	2237	9	9	2	22.22%	7	77.78%
Early Vote	2237	344	320	145	45.31%	175	54.69%
Provisional	2237	4	4	1	25.00%	3	75.00%
Total	2237	700	634	292	46.06%	342	53.94%
06400							
Polling	3341	702	677	273	40.32%	404	59.68%
Absentee	3341	49	46	19	41.30%	27	58.70%
Early Vote	3341	1458	1411	431	30.55%	980	69.45%
Provisional	3341	6	6	1	16.67%	5	83.33%
Total	3341	2215	2140	724	33.83%	1416	66.17%
06600							
Polling	4230	791	759	333	43.87%	426	56.13%
Absentee	4230	20	19	8	42.11%	11	57.89%
Early Vote	4230	1337	1296	460	35.49%	836	64.51%
Provisional	4230	6	6	3	50.00%	3	50.00%
Total	4230	2154	2080	804	38.65%	1276	61.35%
06701							

RETRIEVED FROM DEMOCRACYDOCKET.COM

Statement of Votes Cast
Shelby County, TN
State and Federal General Election _Municipal Elections
November 6, 2018
SOVC For Jurisdiction Wide, All Counters, All Races
Official Combined Results

MEMPHIS ORDINANCE NO. 5676

	Reg. Voters	Times Counted	Total Votes	For Amendment		Against Amendment	
Polling	3458	757	713	342	47.97%	371	52.03%
Absentee	3458	19	15	6	40.00%	9	60.00%
Early Vote	3458	1227	1194	413	34.59%	781	65.41%
Provisional	3458	9	7	2	28.57%	5	71.43%
Total	3458	2012	1929	763	39.55%	1166	60.45%
06703							
Polling	2151	494	470	195	41.49%	275	58.51%
Absentee	2151	15	14	7	50.00%	7	50.00%
Early Vote	2151	910	884	289	32.69%	595	67.31%
Provisional	2151	7	7	0	0.00%	7	100.00%
Total	2151	1426	1375	491	35.71%	884	64.29%
06801							
Polling	2423	596	566	257	45.41%	309	54.59%
Absentee	2423	62	37	20	54.05%	17	45.95%
Early Vote	2423	896	859	283	32.95%	576	67.05%
Provisional	2423	3	2	2	100.00%	0	0.00%
Total	2423	1557	1464	562	38.39%	902	61.61%
06803							
Polling	3294	644	622	272	43.73%	350	56.27%
Absentee	3294	60	52	23	44.23%	29	55.77%
Early Vote	3294	1431	1386	433	31.24%	953	68.76%
Provisional	3294	13	13	9	69.23%	4	30.77%
Total	3294	2148	2073	737	35.55%	1336	64.45%
06902							
Polling	2026	311	298	145	48.66%	153	51.34%
Absentee	2026	5	5	3	60.00%	2	40.00%
Early Vote	2026	276	265	95	35.85%	170	64.15%
Provisional	2026	10	9	6	66.67%	3	33.33%
Total	2026	602	577	249	43.15%	328	56.85%
07001							
Polling	3295	479	425	222	52.24%	203	47.76%
Absentee	3295	8	8	2	25.00%	6	75.00%
Early Vote	3295	673	609	214	35.14%	395	64.86%
Provisional	3295	1	1	1	100.00%	0	0.00%
Total	3295	1161	1043	439	42.09%	604	57.91%
07002							
Polling	3266	464	420	161	38.33%	259	61.67%
Absentee	3266	11	11	2	18.18%	9	81.82%
Early Vote	3266	536	482	192	39.83%	290	60.17%
Provisional	3266	1	1	1	100.00%	0	0.00%
Total	3266	1012	914	356	38.95%	558	61.05%
07104							
Polling	5301	770	690	287	41.59%	403	58.41%
Absentee	5301	7	7	4	57.14%	3	42.86%
Early Vote	5301	1242	1149	404	35.16%	745	64.84%
Provisional	5301	8	4	3	75.00%	1	25.00%
Total	5301	2027	1850	698	37.73%	1152	62.27%
07203							
Polling	3883	636	558	239	42.83%	319	57.17%
Absentee	3883	6	6	2	33.33%	4	66.67%
Early Vote	3883	910	837	256	30.59%	581	69.41%
Provisional	3883	5	4	3	75.00%	1	25.00%
Total	3883	1557	1405	500	35.59%	905	64.41%
07207							
Polling	3141	520	486	200	41.15%	286	58.85%
Absentee	3141	12	12	6	50.00%	6	50.00%
Early Vote	3141	960	905	277	30.61%	628	69.39%
Provisional	3141	6	6	1	16.67%	5	83.33%

RETRIEVED FROM DEMOCRACYDOCKET.COM

Statement of Votes Cast
Shelby County, TN
State and Federal General Election _Municipal Elections
November 6, 2018
SOVC For Jurisdiction Wide, All Counters, All Races
Official Combined Results

MEMPHIS ORDINANCE NO. 5676

	Reg. Voters	Times Counted	Total Votes	For Amendment		Against Amendment	
Total	3141	1498	1409	484	34.35%	925	65.65%
07301							
Polling	2301	281	271	125	46.13%	146	53.87%
Absentee	2301	20	18	14	77.78%	4	22.22%
Early Vote	2301	345	331	134	40.48%	197	59.52%
Provisional	2301	2	2	1	50.00%	1	50.00%
Total	2301	648	622	274	44.05%	348	55.95%
07303							
Polling	3684	585	557	275	49.37%	282	50.63%
Absentee	3684	7	7	2	28.57%	5	71.43%
Early Vote	3684	817	785	310	39.49%	475	60.51%
Provisional	3684	8	7	4	57.14%	3	42.86%
Total	3684	1417	1356	591	43.58%	765	56.42%
07401							
Polling	4325	648	629	322	51.19%	307	48.81%
Absentee	4325	10	9	5	55.56%	4	44.44%
Early Vote	4325	1097	1065	421	39.53%	644	60.47%
Provisional	4325	1	1	0	0.00%	1	100.00%
Total	4325	1756	1704	748	43.90%	956	56.10%
07402							
Polling	3977	594	571	364	63.75%	207	36.25%
Absentee	3977	13	12	5	41.67%	7	58.33%
Early Vote	3977	1179	1135	437	38.50%	698	61.50%
Provisional	3977	8	7	4	57.14%	3	42.86%
Total	3977	1794	1725	810	46.96%	915	53.04%
07405							
Polling	2970	506	489	268	54.81%	221	45.19%
Absentee	2970	9	9	4	44.44%	5	55.56%
Early Vote	2970	828	789	297	37.64%	492	62.36%
Provisional	2970	5	3	2	66.67%	1	33.33%
Total	2970	1348	1290	571	44.26%	719	55.74%
07409							
Polling	2968	484	469	261	55.65%	208	44.35%
Absentee	2968	3	3	2	66.67%	1	33.33%
Early Vote	2968	612	603	267	44.28%	336	55.72%
Provisional	2968	8	8	4	50.00%	4	50.00%
Total	2968	1107	1083	534	49.31%	549	50.69%
07501							
Polling	2511	358	334	131	39.22%	203	60.78%
Absentee	2511	11	8	2	25.00%	6	75.00%
Early Vote	2511	688	634	249	39.27%	385	60.73%
Provisional	2511	2	2	2	100.00%	0	0.00%
Total	2511	1059	978	384	39.26%	594	60.74%
07506							
Polling	4668	781	746	375	50.27%	371	49.73%
Absentee	4668	10	9	4	44.44%	5	55.56%
Early Vote	4668	1387	1310	428	32.67%	882	67.33%
Provisional	4668	6	6	2	33.33%	4	66.67%
Total	4668	2184	2071	809	39.06%	1262	60.94%
07507							
Polling	4265	648	621	338	54.43%	283	45.57%
Absentee	4265	17	16	3	18.75%	13	81.25%
Early Vote	4265	1107	1007	410	40.71%	597	59.29%
Provisional	4265	0	0	0	-	0	-
Total	4265	1772	1644	751	45.68%	893	54.32%
07511							
Polling	3998	682	647	286	44.20%	361	55.80%
Absentee	3998	21	16	6	37.50%	10	62.50%

RETRIEVED FROM DEMOCRACYDOCKET.COM

Statement of Votes Cast
Shelby County, TN
State and Federal General Election _Municipal Elections
November 6, 2018
SOVC For Jurisdiction Wide, All Counters, All Races
Official Combined Results

	MEMPHIS ORDINANCE NO. 5676						
	Reg. Voters	Times Counted	Total Votes	For Amendment		Against Amendment	
Early Vote	3998	1405	1353	465	34.37%	888	65.63%
Provisional	3998	5	5	1	20.00%	4	80.00%
Total	3998	2113	2021	758	37.51%	1263	62.49%
07604							
Polling	2705	474	455	206	45.27%	249	54.73%
Absentee	2705	12	12	3	25.00%	9	75.00%
Early Vote	2705	950	910	345	37.91%	565	62.09%
Provisional	2705	3	2	2	100.00%	0	0.00%
Total	2705	1439	1379	556	40.32%	823	59.68%
07605							
Polling	2560	351	332	149	44.88%	183	55.12%
Absentee	2560	6	6	3	50.00%	3	50.00%
Early Vote	2560	753	700	267	38.14%	433	61.86%
Provisional	2560	7	7	4	57.14%	3	42.86%
Total	2560	1117	1045	423	40.48%	622	59.52%
07606							
Polling	3910	620	587	336	57.24%	251	42.76%
Absentee	3910	17	17	7	41.18%	10	58.82%
Early Vote	3910	1191	1145	435	37.99%	710	62.01%
Provisional	3910	2	2	1	50.00%	1	50.00%
Total	3910	1830	1751	779	44.49%	972	55.51%
07701							
Polling	3935	576	551	274	49.73%	277	50.27%
Absentee	3935	17	17	7	41.18%	10	58.82%
Early Vote	3935	1434	1371	458	33.41%	913	66.59%
Provisional	3935	2	1	0	0.00%	1	100.00%
Total	3935	2029	1940	739	38.09%	1201	61.91%
07703							
Polling	3193	432	407	191	46.93%	216	53.07%
Absentee	3193	23	22	7	31.82%	15	68.18%
Early Vote	3193	996	967	370	38.26%	597	61.74%
Provisional	3193	3	2	1	50.00%	1	50.00%
Total	3193	1454	1398	569	40.70%	829	59.30%
07803							
Polling	4069	488	467	247	52.89%	220	47.11%
Absentee	4069	15	14	7	50.00%	7	50.00%
Early Vote	4069	1090	1035	378	36.52%	657	63.48%
Provisional	4069	7	6	2	33.33%	4	66.67%
Total	4069	1600	1522	634	41.66%	888	58.34%
07901							
Polling	5290	683	653	282	43.19%	371	56.81%
Absentee	5290	82	73	40	54.79%	33	45.21%
Early Vote	5290	1296	1226	440	35.89%	786	64.11%
Provisional	5290	13	12	5	41.67%	7	58.33%
Total	5290	2074	1964	767	39.05%	1197	60.95%
07902							
Polling	3020	524	504	180	35.71%	324	64.29%
Absentee	3020	15	15	5	33.33%	10	66.67%
Early Vote	3020	1114	1074	383	35.66%	691	64.34%
Provisional	3020	5	4	1	25.00%	3	75.00%
Total	3020	1658	1597	569	35.63%	1028	64.37%
07903							
Polling	3891	718	689	325	47.17%	364	52.83%
Absentee	3891	11	11	4	36.36%	7	63.64%
Early Vote	3891	1128	1079	399	36.98%	680	63.02%
Provisional	3891	2	2	1	50.00%	1	50.00%
Total	3891	1859	1781	729	40.93%	1052	59.07%
07907							

RETRIEVED FROM DEMOCRACYDOCKET.COM

Statement of Votes Cast
Shelby County, TN
State and Federal General Election _Municipal Elections
November 6, 2018
SOVC For Jurisdiction Wide, All Counters, All Races
Official Combined Results

	MEMPHIS ORDINANCE NO. 5676						
	Reg. Voters	Times Counted	Total Votes	For Amendment		Against Amendment	
Polling	2602	394	388	150	38.66%	238	61.34%
Absentee	2602	5	5	1	20.00%	4	80.00%
Early Vote	2602	793	769	277	36.02%	492	63.98%
Provisional	2602	2	1	1	100.00%	0	0.00%
Total	2602	1194	1163	429	36.89%	734	63.11%
08002							
Polling	3892	684	667	305	45.73%	362	54.27%
Absentee	3892	98	88	47	53.41%	41	46.59%
Early Vote	3892	1594	1542	565	36.64%	977	63.36%
Provisional	3892	20	17	9	52.94%	8	47.06%
Total	3892	2396	2314	926	40.02%	1388	59.98%
08101							
Polling	3654	633	612	281	45.92%	331	54.08%
Absentee	3654	65	57	31	54.39%	26	45.61%
Early Vote	3654	1420	1350	503	37.26%	847	62.74%
Provisional	3654	4	4	1	25.00%	3	75.00%
Total	3654	2122	2023	816	40.34%	1207	59.66%
08103							
Polling	3243	634	610	252	41.31%	358	58.69%
Absentee	3243	50	48	22	45.83%	26	54.17%
Early Vote	3243	1460	1435	474	33.03%	961	66.97%
Provisional	3243	1	0	0	-	0	-
Total	3243	2145	2093	748	35.74%	1345	64.26%
08105							
Polling	2960	566	539	267	49.54%	272	50.46%
Absentee	2960	53	41	19	46.34%	22	53.66%
Early Vote	2960	958	933	362	38.80%	571	61.20%
Provisional	2960	6	5	2	40.00%	3	60.00%
Total	2960	1583	1518	650	42.82%	868	57.18%
08107							
Polling	5186	1051	1011	442	43.72%	569	56.28%
Absentee	5186	50	42	25	59.52%	17	40.48%
Early Vote	5186	1555	1516	509	33.58%	1007	66.42%
Provisional	5186	3	3	2	66.67%	1	33.33%
Total	5186	2659	2572	978	38.02%	1594	61.98%
08202							
Polling	1064	224	206	77	37.38%	129	62.62%
Absentee	1064	3	3	0	0.00%	3	100.00%
Early Vote	1064	310	295	112	37.97%	183	62.03%
Provisional	1064	5	5	4	80.00%	1	20.00%
Total	1064	542	509	193	37.92%	316	62.08%
08300							
Polling	1501	227	208	98	47.12%	110	52.88%
Absentee	1501	2	2	0	0.00%	2	100.00%
Early Vote	1501	290	269	103	38.29%	166	61.71%
Provisional	1501	0	0	0	-	0	-
Total	1501	519	479	201	41.96%	278	58.04%
08402							
Polling	1062	191	175	80	45.71%	95	54.29%
Absentee	1062	2	2	0	0.00%	2	100.00%
Early Vote	1062	317	292	94	32.19%	198	67.81%
Provisional	1062	3	3	3	100.00%	0	0.00%
Total	1062	513	472	177	37.50%	295	62.50%
08600							
Polling	4282	629	591	263	44.50%	328	55.50%
Absentee	4282	26	25	12	48.00%	13	52.00%
Early Vote	4282	1342	1250	459	36.72%	791	63.28%
Provisional	4282	5	4	3	75.00%	1	25.00%

RETRIEVED FROM DEMOCRACYDOCKET.COM

Statement of Votes Cast
Shelby County, TN
State and Federal General Election _Municipal Elections
November 6, 2018
SOVC For Jurisdiction Wide, All Counters, All Races
Official Combined Results

	MEMPHIS ORDINANCE NO. 5676						
	Reg. Voters	Times Counted	Total Votes	For Amendment		Against Amendment	
Total	4282	2002	1870	737	39.41%	1133	60.59%
08702							
Polling	46	5	5	0	0.00%	5	100.00%
Absentee	46	1	1	1	100.00%	0	0.00%
Early Vote	46	31	30	13	43.33%	17	56.67%
Provisional	46	1	0	0	-	0	-
Total	46	38	36	14	38.89%	22	61.11%
08703							
Polling	4707	834	772	338	43.78%	434	56.22%
Absentee	4707	17	14	9	64.29%	5	35.71%
Early Vote	4707	1516	1401	506	36.12%	895	63.88%
Provisional	4707	8	8	4	50.00%	4	50.00%
Total	4707	2375	2195	857	39.04%	1338	60.96%
08704							
Polling	8	3	2	2	100.00%	0	0.00%
Absentee	8	1	1	0	0.00%	1	100.00%
Early Vote	8	0	0	0	-	0	-
Provisional	8	0	0	0	-	0	-
Total	8	4	3	2	66.67%	1	33.33%
08802							
Polling	1798	393	369	156	42.28%	213	57.72%
Absentee	1798	13	12	9	75.00%	3	25.00%
Early Vote	1798	559	528	190	35.98%	338	64.02%
Provisional	1798	1	1	1	100.00%	0	0.00%
Total	1798	966	910	356	39.12%	554	60.88%
08803							
Polling	4812	710	674	370	54.90%	304	45.10%
Absentee	4812	19	17	9	52.94%	8	47.06%
Early Vote	4812	844	795	299	37.61%	496	62.39%
Provisional	4812	6	6	5	83.33%	1	16.67%
Total	4812	1579	1492	683	45.78%	809	54.22%
08804							
Polling	2353	367	343	163	47.52%	180	52.48%
Absentee	2353	6	6	2	33.33%	4	66.67%
Early Vote	2353	463	429	172	40.09%	257	59.91%
Provisional	2353	3	3	2	66.67%	1	33.33%
Total	2353	839	781	339	43.41%	442	56.59%
08901							
Polling	2588	449	428	240	56.07%	188	43.93%
Absentee	2588	14	13	8	61.54%	5	38.46%
Early Vote	2588	555	528	225	42.61%	303	57.39%
Provisional	2588	16	14	10	71.43%	4	28.57%
Total	2588	1034	983	483	49.14%	500	50.86%
08902							
Polling	3379	760	732	393	53.69%	339	46.31%
Absentee	3379	10	10	6	60.00%	4	40.00%
Early Vote	3379	654	628	271	43.15%	357	56.85%
Provisional	3379	16	16	9	56.25%	7	43.75%
Total	3379	1440	1386	679	48.99%	707	51.01%
09002							
Polling	4404	676	628	310	49.36%	318	50.64%
Absentee	4404	11	9	8	88.89%	1	11.11%
Early Vote	4404	905	836	304	36.36%	532	63.64%
Provisional	4404	8	7	4	57.14%	3	42.86%
Total	4404	1600	1480	626	42.30%	854	57.70%
09003							
Polling	3314	565	519	214	41.23%	305	58.77%
Absentee	3314	12	12	6	50.00%	6	50.00%

RETRIEVED FROM DEMOCRACYDOCKET.COM

Statement of Votes Cast
Shelby County, TN
State and Federal General Election _Municipal Elections
November 6, 2018
SOVC For Jurisdiction Wide, All Counters, All Races
Official Combined Results

MEMPHIS ORDINANCE NO. 5676

	Reg. Voters	Times Counted	Total Votes	For Amendment		Against Amendment	
Early Vote	3314	904	845	281	33.25%	564	66.75%
Provisional	3314	1	1	0	0.00%	1	100.00%
Total	3314	1482	1377	501	36.38%	876	63.62%
09101							
Polling	4930	802	776	431	55.54%	345	44.46%
Absentee	4930	65	51	35	68.63%	16	31.37%
Early Vote	4930	1724	1652	794	48.06%	858	51.94%
Provisional	4930	16	15	9	60.00%	6	40.00%
Total	4930	2607	2494	1269	50.88%	1225	49.12%
09102							
Polling	4410	754	727	402	55.30%	325	44.70%
Absentee	4410	65	55	26	47.27%	29	52.73%
Early Vote	4410	1573	1519	627	41.28%	892	58.72%
Provisional	4410	7	6	4	66.67%	2	33.33%
Total	4410	2399	2307	1059	45.90%	1248	54.10%
09104							
Polling	4450	848	814	421	51.72%	393	48.28%
Absentee	4450	26	26	9	34.62%	17	65.38%
Early Vote	4450	1635	1575	700	44.44%	875	55.56%
Provisional	4450	8	8	4	50.00%	4	50.00%
Total	4450	2517	2423	1134	46.80%	1289	53.20%
09201							
Polling	1634	273	259	116	44.79%	143	55.21%
Absentee	1634	1	1	1	100.00%	0	0.00%
Early Vote	1634	368	358	120	33.52%	238	66.48%
Provisional	1634	4	4	1	25.00%	3	75.00%
Total	1634	646	622	238	38.26%	384	61.74%
09301							
Polling	3545	563	548	296	54.01%	252	45.99%
Absentee	3545	2	2	0	0.00%	2	100.00%
Early Vote	3545	675	652	279	42.79%	373	57.21%
Provisional	3545	3	3	2	66.67%	1	33.33%
Total	3545	1243	1205	577	47.88%	628	52.12%
09303							
Polling	3179	367	347	197	56.77%	150	43.23%
Absentee	3179	123	101	31	30.69%	70	69.31%
Early Vote	3179	542	511	209	40.90%	302	59.10%
Provisional	3179	5	5	3	60.00%	2	40.00%
Total	3179	1037	964	440	45.64%	524	54.36%
09403							
Polling	4463	751	723	362	50.07%	361	49.93%
Absentee	4463	19	14	5	35.71%	9	64.29%
Early Vote	4463	1234	1198	431	35.98%	767	64.02%
Provisional	4463	7	7	5	71.43%	2	28.57%
Total	4463	2011	1942	803	41.35%	1139	58.65%
09406							
Polling	2437	515	494	265	53.64%	229	46.36%
Absentee	2437	5	5	4	80.00%	1	20.00%
Early Vote	2437	555	536	212	39.55%	324	60.45%
Provisional	2437	5	3	0	0.00%	3	100.00%
Total	2437	1080	1038	481	46.34%	557	53.66%
09407							
Polling	5534	1000	974	444	45.59%	530	54.41%
Absentee	5534	16	16	8	50.00%	8	50.00%
Early Vote	5534	1176	1145	431	37.64%	714	62.36%
Provisional	5534	0	0	0	-	0	-
Total	5534	2192	2135	883	41.36%	1252	58.64%
09408							

RETRIEVED FROM DEMOCRACYDOCKET.COM

Statement of Votes Cast
Shelby County, TN
State and Federal General Election _Municipal Elections
November 6, 2018
SOVC For Jurisdiction Wide, All Counters, All Races
Official Combined Results

MEMPHIS ORDINANCE NO. 5676

	Reg. Voters	Times Counted	Total Votes	For Amendment		Against Amendment	
Polling	3276	666	647	302	46.68%	345	53.32%
Absentee	3276	14	13	3	23.08%	10	76.92%
Early Vote	3276	1079	1051	372	35.39%	679	64.61%
Provisional	3276	3	3	1	33.33%	2	66.67%
Total	3276	1762	1714	678	39.56%	1036	60.44%
09501							
Polling	4147	881	849	470	55.36%	379	44.64%
Absentee	4147	21	19	13	68.42%	6	31.58%
Early Vote	4147	1177	1135	530	46.70%	605	53.30%
Provisional	4147	8	8	4	50.00%	4	50.00%
Total	4147	2087	2011	1017	50.57%	994	49.43%
09505							
Polling	3166	679	650	339	52.15%	311	47.85%
Absentee	3166	22	20	8	40.00%	12	60.00%
Early Vote	3166	1140	1091	478	43.81%	613	56.19%
Provisional	3166	18	18	11	61.11%	7	38.89%
Total	3166	1859	1779	836	46.99%	943	53.01%
09506							
Polling	3088	503	485	283	58.35%	202	41.65%
Absentee	3088	18	17	9	52.94%	8	47.06%
Early Vote	3088	1025	973	453	46.56%	520	53.44%
Provisional	3088	5	5	3	60.00%	2	40.00%
Total	3088	1551	1480	748	50.54%	732	49.46%
09507							
Polling	2886	517	495	297	60.00%	198	40.00%
Absentee	2886	15	14	10	71.43%	4	28.57%
Early Vote	2886	895	862	421	48.84%	441	51.16%
Provisional	2886	6	6	2	33.33%	4	66.67%
Total	2886	1433	1377	730	53.01%	647	46.99%
09508							
Polling	4475	720	684	364	53.22%	320	46.78%
Absentee	4475	32	29	15	51.72%	14	48.28%
Early Vote	4475	1816	1762	846	48.01%	916	51.99%
Provisional	4475	8	7	3	42.86%	4	57.14%
Total	4475	2576	2482	1228	49.48%	1254	50.52%
09601							
Polling	3577	691	667	378	56.67%	289	43.33%
Absentee	3577	15	14	7	50.00%	7	50.00%
Early Vote	3577	1118	1075	507	47.16%	568	52.84%
Provisional	3577	3	2	0	0.00%	2	100.00%
Total	3577	1827	1758	892	50.74%	866	49.26%
09602							
Polling	4305	825	795	432	54.34%	363	45.66%
Absentee	4305	31	30	22	73.33%	8	26.67%
Early Vote	4305	1433	1364	605	44.35%	759	55.65%
Provisional	4305	11	10	3	30.00%	7	70.00%
Total	4305	2300	2199	1062	48.29%	1137	51.71%
ARL01							
Polling	-	-	-	-	-	-	-
Absentee	-	-	-	-	-	-	-
Early Vote	-	-	-	-	-	-	-
Provisional	-	-	-	-	-	-	-
Total	-	-	-	-	-	-	-
ARL02							
Polling	-	-	-	-	-	-	-
Absentee	-	-	-	-	-	-	-
Early Vote	-	-	-	-	-	-	-
Provisional	-	-	-	-	-	-	-

RETRIEVED FROM DEMOCRACYDOCKET.COM

Statement of Votes Cast
Shelby County, TN
State and Federal General Election _Municipal Elections
November 6, 2018
SOVC For Jurisdiction Wide, All Counters, All Races
Official Combined Results

	MEMPHIS ORDINANCE NO. 5676					
	Reg. Voters	Times Counted	Total Votes	For Amendment		Against Amendment
Total	-	-	-	-	-	-
BAR03						
Polling	-	-	-	-	-	-
Absentee	-	-	-	-	-	-
Early Vote	-	-	-	-	-	-
Provisional	-	-	-	-	-	-
Total	-	-	-	-	-	-
BAR04						
Polling	-	-	-	-	-	-
Absentee	-	-	-	-	-	-
Early Vote	-	-	-	-	-	-
Provisional	-	-	-	-	-	-
Total	-	-	-	-	-	-
BAR05						
Polling	-	-	-	-	-	-
Absentee	-	-	-	-	-	-
Early Vote	-	-	-	-	-	-
Provisional	-	-	-	-	-	-
Total	-	-	-	-	-	-
BAR06						
Polling	-	-	-	-	-	-
Absentee	-	-	-	-	-	-
Early Vote	-	-	-	-	-	-
Provisional	-	-	-	-	-	-
Total	-	-	-	-	-	-
BAR08						
Polling	-	-	-	-	-	-
Absentee	-	-	-	-	-	-
Early Vote	-	-	-	-	-	-
Provisional	-	-	-	-	-	-
Total	-	-	-	-	-	-
BAR09						
Polling	-	-	-	-	-	-
Absentee	-	-	-	-	-	-
Early Vote	-	-	-	-	-	-
Provisional	-	-	-	-	-	-
Total	-	-	-	-	-	-
BAR11						
Polling	-	-	-	-	-	-
Absentee	-	-	-	-	-	-
Early Vote	-	-	-	-	-	-
Provisional	-	-	-	-	-	-
Total	-	-	-	-	-	-
BAR13						
Polling	-	-	-	-	-	-
Absentee	-	-	-	-	-	-
Early Vote	-	-	-	-	-	-
Provisional	-	-	-	-	-	-
Total	-	-	-	-	-	-
BRU01						
Polling	-	-	-	-	-	-
Absentee	-	-	-	-	-	-
Early Vote	-	-	-	-	-	-
Provisional	-	-	-	-	-	-
Total	-	-	-	-	-	-
BRU02						
Polling	-	-	-	-	-	-
Absentee	-	-	-	-	-	-

RETRIEVED FROM DEMOCRACYDOCKET.COM

Statement of Votes Cast
Shelby County, TN
State and Federal General Election _Municipal Elections
November 6, 2018
SOVC For Jurisdiction Wide, All Counters, All Races
Official Combined Results

	MEMPHIS ORDINANCE NO. 5676					
	Reg. Voters	Times Counted	Total Votes	For Amendment	Against Amendment	
Early Vote	-	-	-	-	-	-
Provisional	-	-	-	-	-	-
Total	-	-	-	-	-	-
COL01						
Polling	-	-	-	-	-	-
Absentee	-	-	-	-	-	-
Early Vote	-	-	-	-	-	-
Provisional	-	-	-	-	-	-
Total	-	-	-	-	-	-
COL02						
Polling	-	-	-	-	-	-
Absentee	-	-	-	-	-	-
Early Vote	-	-	-	-	-	-
Provisional	-	-	-	-	-	-
Total	-	-	-	-	-	-
COL03						
Polling	-	-	-	-	-	-
Absentee	-	-	-	-	-	-
Early Vote	-	-	-	-	-	-
Provisional	-	-	-	-	-	-
Total	-	-	-	-	-	-
COL04						
Polling	-	-	-	-	-	-
Absentee	-	-	-	-	-	-
Early Vote	-	-	-	-	-	-
Provisional	-	-	-	-	-	-
Total	-	-	-	-	-	-
COL05						
Polling	-	-	-	-	-	-
Absentee	-	-	-	-	-	-
Early Vote	-	-	-	-	-	-
Provisional	-	-	-	-	-	-
Total	-	-	-	-	-	-
COL06						
Polling	-	-	-	-	-	-
Absentee	-	-	-	-	-	-
Early Vote	-	-	-	-	-	-
Provisional	-	-	-	-	-	-
Total	-	-	-	-	-	-
COL07						
Polling	-	-	-	-	-	-
Absentee	-	-	-	-	-	-
Early Vote	-	-	-	-	-	-
Provisional	-	-	-	-	-	-
Total	-	-	-	-	-	-
COL08						
Polling	-	-	-	-	-	-
Absentee	-	-	-	-	-	-
Early Vote	-	-	-	-	-	-
Provisional	-	-	-	-	-	-
Total	-	-	-	-	-	-
COL09						
Polling	-	-	-	-	-	-
Absentee	-	-	-	-	-	-
Early Vote	-	-	-	-	-	-
Provisional	-	-	-	-	-	-
Total	-	-	-	-	-	-
COR03						

RETRIEVED FROM DEMOCRACYDOCKET.COM

Statement of Votes Cast
Shelby County, TN
State and Federal General Election _Municipal Elections
November 6, 2018
SOVC For Jurisdiction Wide, All Counters, All Races
Official Combined Results

MEMPHIS ORDINANCE NO. 5676

	Reg. Voters	Times Counted	Total Votes	For Amendment		Against Amendment	
Polling	1463	376	355	183	51.55%	172	48.45%
Absentee	1463	8	8	3	37.50%	5	62.50%
Early Vote	1463	551	532	246	46.24%	286	53.76%
Provisional	1463	3	3	1	33.33%	2	66.67%
Total	1463	938	898	433	48.22%	465	51.78%
COR04							
Polling	-	-	-	-	-	-	-
Absentee	-	-	-	-	-	-	-
Early Vote	-	-	-	-	-	-	-
Provisional	-	-	-	-	-	-	-
Total	-	-	-	-	-	-	-
COR05							
Polling	-	-	-	-		-	-
Absentee	-	-	-	-	-	-	-
Early Vote	-	-	-	-	-	-	-
Provisional	-	-	-	-	-	-	-
Total	-	-	-	-	-	-	-
EAD00							
Polling	116	23	17	10	58.82%	7	41.18%
Absentee	116	1	1	0	0.00%	1	100.00%
Early Vote	116	53	46	25	54.35%	21	45.65%
Provisional	116	0	0	0	-	0	-
Total	116	77	64	35	54.69%	29	45.31%
FOR01							
Polling	1450	264	250	133	53.20%	117	46.80%
Absentee	1450	14	13	8	61.54%	5	38.46%
Early Vote	1450	534	507	226	44.58%	281	55.42%
Provisional	1450	2	2	1	50.00%	1	50.00%
Total	1450	814	772	368	47.67%	404	52.33%
FOR02							
Polling	-	-	-	-	-	-	-
Absentee	-	-	-	-	-	-	-
Early Vote	-	-	-	-	-	-	-
Provisional	-	-	-	-	-	-	-
Total	-	-	-	-	-	-	-
FOR03							
Polling	-	-	-	-	-	-	-
Absentee	-	-	-	-	-	-	-
Early Vote	-	-	-	-	-	-	-
Provisional	-	-	-	-	-	-	-
Total	-	-	-	-	-	-	-
GER02							
Polling	-	-	-	-	-	-	-
Absentee	-	-	-	-	-	-	-
Early Vote	-	-	-	-	-	-	-
Provisional	-	-	-	-	-	-	-
Total	-	-	-	-	-	-	-
GER03							
Polling	-	-	-	-	-	-	-
Absentee	-	-	-	-	-	-	-
Early Vote	-	-	-	-	-	-	-
Provisional	-	-	-	-	-	-	-
Total	-	-	-	-	-	-	-
GER04							
Polling	-	-	-	-	-	-	-
Absentee	-	-	-	-	-	-	-
Early Vote	-	-	-	-	-	-	-
Provisional	-	-	-	-	-	-	-

RETRIEVED FROM DEMOCRACYDOCKET.COM

Statement of Votes Cast
Shelby County, TN
State and Federal General Election _Municipal Elections
November 6, 2018
SOVC For Jurisdiction Wide, All Counters, All Races
Official Combined Results

	MEMPHIS ORDINANCE NO. 5676						
	Reg. Voters	Times Counted	Total Votes	For Amendment		Against Amendment	
Total	-	-	-	-	-	-	-
GER05							
Polling	-	-	-	-	-	-	-
Absentee	-	-	-	-	-	-	-
Early Vote	-	-	-	-	-	-	-
Provisional	-	-	-	-	-	-	-
Total	-	-	-	-	-	-	-
GER06							
Polling	650	177	173	111	64.16%	62	35.84%
Absentee	650	22	18	10	55.56%	8	44.44%
Early Vote	650	461	443	236	53.27%	207	46.73%
Provisional	650	2	2	1	50.00%	1	50.00%
Total	650	662	636	358	56.29%	278	43.71%
GER08							
Polling	-	-	-	-	-	-	-
Absentee	-	-	-	-	-	-	-
Early Vote	-	-	-	-	-	-	-
Provisional	-	-	-	-	-	-	-
Total	-	-	-	-	-	-	-
GER10							
Polling	-	-	-	-	-	-	-
Absentee	-	-	-	-	-	-	-
Early Vote	-	-	-	-	-	-	-
Provisional	-	-	-	-	-	-	-
Total	-	-	-	-	-	-	-
GER11							
Polling	-	-	-	-	-	-	-
Absentee	-	-	-	-	-	-	-
Early Vote	-	-	-	-	-	-	-
Provisional	-	-	-	-	-	-	-
Total	-	-	-	-	-	-	-
GER12							
Polling	-	-	-	-	-	-	-
Absentee	-	-	-	-	-	-	-
Early Vote	-	-	-	-	-	-	-
Provisional	-	-	-	-	-	-	-
Total	-	-	-	-	-	-	-
LAK01							
Polling	-	-	-	-	-	-	-
Absentee	-	-	-	-	-	-	-
Early Vote	-	-	-	-	-	-	-
Provisional	-	-	-	-	-	-	-
Total	-	-	-	-	-	-	-
LAK02							
Polling	-	-	-	-	-	-	-
Absentee	-	-	-	-	-	-	-
Early Vote	-	-	-	-	-	-	-
Provisional	-	-	-	-	-	-	-
Total	-	-	-	-	-	-	-
LUC01							
Polling	-	-	-	-	-	-	-
Absentee	-	-	-	-	-	-	-
Early Vote	-	-	-	-	-	-	-
Provisional	-	-	-	-	-	-	-
Total	-	-	-	-	-	-	-
LUC03							
Polling	-	-	-	-	-	-	-
Absentee	-	-	-	-	-	-	-

RETRIEVED FROM DEMOCRACYDOCKET.COM

Statement of Votes Cast
Shelby County, TN
State and Federal General Election _Municipal Elections
November 6, 2018
SOVC For Jurisdiction Wide, All Counters, All Races
Official Combined Results

	MEMPHIS ORDINANCE NO. 5676						
	Reg. Voters	Times Counted	Total Votes	For Amendment		Against Amendment	
Early Vote	-	-	-	-	-	-	-
Provisional	-	-	-	-	-	-	-
Total	-	-	-	-	-	-	-
MCC00							
Polling	-	-	-	-	-	-	-
Absentee	-	-	-	-	-	-	-
Early Vote	-	-	-	-	-	-	-
Provisional	-	-	-	-	-	-	-
Total	-	-	-	-	-	-	-
MIL01							
Polling	-	-	-	-	-	-	-
Absentee	-	-	-	-	-	-	-
Early Vote	-	-	-	-	-	-	-
Provisional	-	-	-	-	-	-	-
Total	-	-	-	-	-	-	-
MIL02							
Polling	-	-	-	-	-	-	-
Absentee	-	-	-	-	-	-	-
Early Vote	-	-	-	-	-	-	-
Provisional	-	-	-	-	-	-	-
Total	-	-	-	-	-	-	-
MOR01							
Polling	-	-	-	-	-	-	-
Absentee	-	-	-	-	-	-	-
Early Vote	-	-	-	-	-	-	-
Provisional	-	-	-	-	-	-	-
Total	-	-	-	-	-	-	-
MOR02							
Polling	-	-	-	-	-	-	-
Absentee	-	-	-	-	-	-	-
Early Vote	-	-	-	-	-	-	-
Provisional	-	-	-	-	-	-	-
Total	-	-	-	-	-	-	-
ROS05							
Polling	-	-	-	-	-	-	-
Absentee	-	-	-	-	-	-	-
Early Vote	-	-	-	-	-	-	-
Provisional	-	-	-	-	-	-	-
Total	-	-	-	-	-	-	-
ROS13							
Polling	1119	232	229	122	53.28%	107	46.72%
Absentee	1119	1	1	0	0.00%	1	100.00%
Early Vote	1119	329	326	132	40.49%	194	59.51%
Provisional	1119	1	1	0	0.00%	1	100.00%
Total	1119	563	557	254	45.60%	303	54.40%
ROS14							
Polling	-	-	-	-	-	-	-
Absentee	-	-	-	-	-	-	-
Early Vote	-	-	-	-	-	-	-
Provisional	-	-	-	-	-	-	-
Total	-	-	-	-	-	-	-
ROS15							
Polling	-	-	-	-	-	-	-
Absentee	-	-	-	-	-	-	-
Early Vote	-	-	-	-	-	-	-
Provisional	-	-	-	-	-	-	-
Total	-	-	-	-	-	-	-
ROS16							

RETRIEVED FROM DEMOCRACYDOCKET.COM

Statement of Votes Cast
Shelby County, TN
State and Federal General Election _Municipal Elections
November 6, 2018
SOVC For Jurisdiction Wide, All Counters, All Races
Official Combined Results

	MEMPHIS ORDINANCE NO. 5676						
	Reg. Voters	Times Counted	Total Votes	For Amendment		Against Amendment	
Polling	-	-	-	-	-	-	-
Absentee	-	-	-	-	-	-	-
Early Vote	-	-	-	-	-	-	-
Provisional	-	-	-	-	-	-	-
Total	-	-	-	-	-	-	-
STE00							
Polling	-	-	-	-	-	-	-
Absentee	-	-	-	-	-	-	-
Early Vote	-	-	-	-	-	-	-
Provisional	-	-	-	-	-	-	-
Total	-	-	-	-	-	-	-
Total							
Polling	379980	66676	63129	29013	45.96%	34116	54.04%
Absentee	379980	2647	2357	1095	46.46%	1262	53.54%
Early Vote	379980	109256	104242	37476	35.95%	66766	64.05%
Provisional	379980	657	599	310	51.75%	289	48.25%
Total	379980	179236	170327	67894	39.86%	102433	60.14%

RETRIEVED FROM DEMOCRACYDOCKET.COM

Statement of Votes Cast
Shelby County, TN
State and Federal General Election _Municipal Elections
November 6, 2018
SOVC For Jurisdiction Wide, All Counters, All Races
Official Combined Results

MEMPHIS ORDINANCE NO. 5669

	Reg. Voters	Times Counted	Total Votes	For Amendment		Against Amendment	
Jurisdiction Wide							
00100							
Polling	6031	1083	994	336	33.80%	658	66.20%
Absentee	6031	56	47	20	42.55%	27	57.45%
Early Vote	6031	1464	1365	407	29.82%	958	70.18%
Provisional	6031	33	31	15	48.39%	16	51.61%
Total	6031	2636	2437	778	31.92%	1659	68.08%
00200							
Polling	4995	881	815	357	43.80%	458	56.20%
Absentee	4995	38	29	6	20.69%	23	79.31%
Early Vote	4995	1596	1502	427	28.43%	1075	71.57%
Provisional	4995	10	9	1	11.11%	8	88.89%
Total	4995	2525	2355	791	33.59%	1564	66.41%
01100							
Polling	2795	395	372	243	65.32%	129	34.68%
Absentee	2795	10	10	3	30.00%	7	70.00%
Early Vote	2795	500	452	199	44.03%	253	55.97%
Provisional	2795	4	4	1	25.00%	3	75.00%
Total	2795	909	838	446	53.22%	392	46.78%
01200							
Polling	1046	175	161	80	49.69%	81	50.31%
Absentee	1046	31	22	11	50.00%	11	50.00%
Early Vote	1046	287	272	104	38.24%	168	61.76%
Provisional	1046	1	0	0	-	0	-
Total	1046	494	455	195	42.86%	260	57.14%
01300							
Polling	2299	387	365	144	39.45%	221	60.55%
Absentee	2299	5	3	0	0.00%	3	100.00%
Early Vote	2299	346	321	113	35.20%	208	64.80%
Provisional	2299	4	3	1	33.33%	2	66.67%
Total	2299	742	692	258	37.28%	434	62.72%
01601							
Polling	4161	1017	970	204	21.03%	766	78.97%
Absentee	4161	45	45	9	20.00%	36	80.00%
Early Vote	4161	1641	1585	233	14.70%	1352	85.30%
Provisional	4161	11	11	2	18.18%	9	81.82%
Total	4161	2714	2611	448	17.16%	2163	82.84%
01603							
Polling	3351	496	463	147	31.75%	316	68.25%
Absentee	3351	29	23	5	21.74%	18	78.26%
Early Vote	3351	1163	1114	240	21.54%	874	78.46%
Provisional	3351	7	7	4	57.14%	3	42.86%
Total	3351	1695	1607	396	24.64%	1211	75.36%
01700							
Polling	2110	326	305	92	30.16%	213	69.84%
Absentee	2110	42	27	14	51.85%	13	48.15%
Early Vote	2110	624	602	147	24.42%	455	75.58%
Provisional	2110	10	10	4	40.00%	6	60.00%
Total	2110	1002	944	257	27.22%	687	72.78%
02001							
Polling	3381	832	796	153	19.22%	643	80.78%
Absentee	3381	45	38	9	23.68%	29	76.32%
Early Vote	3381	1329	1278	160	12.52%	1118	87.48%
Provisional	3381	7	6	3	50.00%	3	50.00%
Total	3381	2213	2118	325	15.34%	1793	84.66%
02003							
Polling	4480	701	653	271	41.50%	382	58.50%
Absentee	4480	14	12	3	25.00%	9	75.00%

RETRIEVED FROM DEMOCRACYDOCKET.COM

Statement of Votes Cast
Shelby County, TN
State and Federal General Election _Municipal Elections
November 6, 2018
SOVC For Jurisdiction Wide, All Counters, All Races
Official Combined Results

MEMPHIS ORDINANCE NO. 5669

	Reg. Voters	Times Counted	Total Votes	For Amendment		Against Amendment	
Early Vote	4480	1028	966	344	35.61%	622	64.39%
Provisional	4480	11	8	4	50.00%	4	50.00%
Total	4480	1754	1639	622	37.95%	1017	62.05%
02100							
Polling	3257	471	429	223	51.98%	206	48.02%
Absentee	3257	13	12	4	33.33%	8	66.67%
Early Vote	3257	714	657	220	33.49%	437	66.51%
Provisional	3257	11	10	3	30.00%	7	70.00%
Total	3257	1209	1108	450	40.61%	658	59.39%
02600							
Polling	2983	499	475	205	43.16%	270	56.84%
Absentee	2983	10	10	6	60.00%	4	40.00%
Early Vote	2983	638	605	227	37.52%	378	62.48%
Provisional	2983	4	4	3	75.00%	1	25.00%
Total	2983	1151	1094	441	40.31%	653	59.69%
02800							
Polling	2142	445	425	99	23.29%	326	76.71%
Absentee	2142	22	19	9	47.37%	10	52.63%
Early Vote	2142	825	799	154	19.27%	645	80.73%
Provisional	2142	2	1	0	0.00%	1	100.00%
Total	2142	1294	1244	262	21.06%	982	78.94%
03102							
Polling	2623	482	463	141	30.45%	322	69.55%
Absentee	2623	15	13	2	15.38%	11	84.62%
Early Vote	2623	870	834	164	19.66%	670	80.34%
Provisional	2623	6	6	3	50.00%	3	50.00%
Total	2623	1373	1316	310	23.56%	1006	76.44%
03104							
Polling	3046	509	479	219	45.72%	260	54.28%
Absentee	3046	19	18	5	27.78%	13	72.22%
Early Vote	3046	1067	1019	315	30.91%	704	69.09%
Provisional	3046	3	1	1	100.00%	0	0.00%
Total	3046	1598	1517	540	35.60%	977	64.40%
03300							
Polling	1068	262	246	58	23.58%	188	76.42%
Absentee	1068	4	4	0	0.00%	4	100.00%
Early Vote	1068	267	253	51	20.16%	202	79.84%
Provisional	1068	2	2	2	100.00%	0	0.00%
Total	1068	535	505	111	21.98%	394	78.02%
03402							
Polling	2175	335	302	151	50.00%	151	50.00%
Absentee	2175	5	5	4	80.00%	1	20.00%
Early Vote	2175	413	389	153	39.33%	236	60.67%
Provisional	2175	2	2	0	0.00%	2	100.00%
Total	2175	755	698	308	44.13%	390	55.87%
03601							
Polling	2770	648	614	121	19.71%	493	80.29%
Absentee	2770	40	34	10	29.41%	24	70.59%
Early Vote	2770	953	918	150	16.34%	768	83.66%
Provisional	2770	3	3	0	0.00%	3	100.00%
Total	2770	1644	1569	281	17.91%	1288	82.09%
03602							
Polling	2744	570	533	186	34.90%	347	65.10%
Absentee	2744	12	12	3	25.00%	9	75.00%
Early Vote	2744	804	765	221	28.89%	544	71.11%
Provisional	2744	5	4	1	25.00%	3	75.00%
Total	2744	1391	1314	411	31.28%	903	68.72%
03700							

RETRIEVED FROM DEMOCRACYDOCKET.COM

Statement of Votes Cast
Shelby County, TN
State and Federal General Election _Municipal Elections
November 6, 2018
SOVC For Jurisdiction Wide, All Counters, All Races
Official Combined Results

MEMPHIS ORDINANCE NO. 5669

	Reg. Voters	Times Counted	Total Votes	For Amendment		Against Amendment	
Polling	3332	539	490	177	36.12%	313	63.88%
Absentee	3332	9	8	2	25.00%	6	75.00%
Early Vote	3332	509	476	151	31.72%	325	68.28%
Provisional	3332	4	4	1	25.00%	3	75.00%
Total	3332	1061	978	331	33.84%	647	66.16%
04103							
Polling	3283	555	530	255	48.11%	275	51.89%
Absentee	3283	32	25	11	44.00%	14	56.00%
Early Vote	3283	731	694	198	28.53%	496	71.47%
Provisional	3283	3	3	1	33.33%	2	66.67%
Total	3283	1321	1252	465	37.14%	787	62.86%
04201							
Polling	3247	593	557	241	43.27%	316	56.73%
Absentee	3247	8	7	1	14.29%	6	85.71%
Early Vote	3247	615	572	178	31.12%	394	68.88%
Provisional	3247	3	3	2	66.67%	1	33.33%
Total	3247	1219	1139	422	37.05%	717	62.95%
04401							
Polling	4099	785	717	244	34.03%	473	65.97%
Absentee	4099	40	37	11	29.73%	26	70.27%
Early Vote	4099	1594	1485	379	25.52%	1106	74.48%
Provisional	4099	1	1	0	0.00%	1	100.00%
Total	4099	2420	2240	634	28.30%	1606	71.70%
04405							
Polling	2936	446	410	176	42.93%	234	57.07%
Absentee	2936	59	47	22	46.81%	25	53.19%
Early Vote	2936	900	843	199	23.61%	644	76.39%
Provisional	2936	8	7	5	71.43%	2	28.57%
Total	2936	1413	1307	402	30.76%	905	69.24%
04502							
Polling	4339	727	682	296	43.40%	386	56.60%
Absentee	4339	16	15	3	20.00%	12	80.00%
Early Vote	4339	1074	1000	337	33.70%	663	66.30%
Provisional	4339	10	8	3	37.50%	5	62.50%
Total	4339	1827	1705	639	37.48%	1066	62.52%
04504							
Polling	5409	1048	986	348	35.29%	638	64.71%
Absentee	5409	62	54	28	51.85%	26	48.15%
Early Vote	5409	1988	1890	494	26.14%	1396	73.86%
Provisional	5409	6	6	3	50.00%	3	50.00%
Total	5409	3104	2936	873	29.73%	2063	70.27%
04602							
Polling	4361	793	740	198	26.76%	542	73.24%
Absentee	4361	70	59	25	42.37%	34	57.63%
Early Vote	4361	1393	1294	329	25.43%	965	74.57%
Provisional	4361	15	15	5	33.33%	10	66.67%
Total	4361	2271	2108	557	26.42%	1551	73.58%
04700							
Polling	3847	663	632	245	38.77%	387	61.23%
Absentee	3847	12	9	3	33.33%	6	66.67%
Early Vote	3847	808	754	289	38.33%	465	61.67%
Provisional	3847	3	3	3	100.00%	0	0.00%
Total	3847	1486	1398	540	38.63%	858	61.37%
04900							
Polling	3576	640	597	202	33.84%	395	66.16%
Absentee	3576	14	12	6	50.00%	6	50.00%
Early Vote	3576	849	784	295	37.63%	489	62.37%
Provisional	3576	3	3	1	33.33%	2	66.67%

RETRIEVED FROM DEMOCRACYDOCKET.COM

Statement of Votes Cast
Shelby County, TN
State and Federal General Election _Municipal Elections
November 6, 2018
SOVC For Jurisdiction Wide, All Counters, All Races
Official Combined Results

MEMPHIS ORDINANCE NO. 5669

	Reg. Voters	Times Counted	Total Votes	For Amendment		Against Amendment	
Total	3576	1506	1396	504	36.10%	892	63.90%
05001							
Polling	1439	235	216	81	37.50%	135	62.50%
Absentee	1439	2	2	1	50.00%	1	50.00%
Early Vote	1439	388	360	146	40.56%	214	59.44%
Provisional	1439	3	3	2	66.67%	1	33.33%
Total	1439	628	581	230	39.59%	351	60.41%
05002							
Polling	2779	363	337	219	64.99%	118	35.01%
Absentee	2779	8	8	1	12.50%	7	87.50%
Early Vote	2779	658	596	244	40.94%	352	59.06%
Provisional	2779	7	6	3	50.00%	3	50.00%
Total	2779	1036	947	467	49.31%	480	50.69%
05201							
Polling	1864	352	321	189	58.88%	132	41.12%
Absentee	1864	11	11	1	9.09%	10	90.91%
Early Vote	1864	424	389	112	28.79%	277	71.21%
Provisional	1864	3	2	2	100.00%	0	0.00%
Total	1864	790	723	304	42.05%	419	57.95%
05301							
Polling	3486	671	610	268	43.93%	342	56.07%
Absentee	3486	12	9	3	33.33%	6	66.67%
Early Vote	3486	632	597	189	31.66%	408	68.34%
Provisional	3486	1	1	0	0.00%	1	100.00%
Total	3486	1316	1217	460	37.80%	757	62.20%
05400							
Polling	4737	862	804	308	38.31%	496	61.69%
Absentee	4737	28	25	10	40.00%	15	60.00%
Early Vote	4737	1247	1153	330	28.62%	823	71.38%
Provisional	4737	4	3	2	66.67%	1	33.33%
Total	4737	2141	1985	650	32.75%	1335	67.25%
05502							
Polling	3391	736	671	219	32.64%	452	67.36%
Absentee	3391	55	52	17	32.69%	35	67.31%
Early Vote	3391	1619	1527	382	25.02%	1145	74.98%
Provisional	3391	3	2	1	50.00%	1	50.00%
Total	3391	2413	2252	619	27.49%	1633	72.51%
05700							
Polling	4632	780	719	247	34.35%	472	65.65%
Absentee	4632	73	65	30	46.15%	35	53.85%
Early Vote	4632	2453	2311	685	29.64%	1626	70.36%
Provisional	4632	2	2	1	50.00%	1	50.00%
Total	4632	3308	3097	963	31.09%	2134	68.91%
05801							
Polling	2977	652	601	214	35.61%	387	64.39%
Absentee	2977	8	6	2	33.33%	4	66.67%
Early Vote	2977	669	639	171	26.76%	468	73.24%
Provisional	2977	9	9	5	55.56%	4	44.44%
Total	2977	1338	1255	392	31.24%	863	68.76%
05804							
Polling	3820	630	589	263	44.65%	326	55.35%
Absentee	3820	11	8	3	37.50%	5	62.50%
Early Vote	3820	691	654	210	32.11%	444	67.89%
Provisional	3820	11	10	5	50.00%	5	50.00%
Total	3820	1343	1261	481	38.14%	780	61.86%
05905							
Polling	3913	791	733	349	47.61%	384	52.39%
Absentee	3913	10	10	4	40.00%	6	60.00%

RETRIEVED FROM DEMOCRACYDOCKET.COM

Statement of Votes Cast
Shelby County, TN
State and Federal General Election _Municipal Elections
November 6, 2018
SOVC For Jurisdiction Wide, All Counters, All Races
Official Combined Results

MEMPHIS ORDINANCE NO. 5669

	Reg. Voters	Times Counted	Total Votes	For Amendment		Against Amendment	
Early Vote	3913	892	833	297	35.65%	536	64.35%
Provisional	3913	3	2	1	50.00%	1	50.00%
Total	3913	1696	1578	651	41.25%	927	58.75%
06003							
Polling	2379	492	450	175	38.89%	275	61.11%
Absentee	2379	14	11	7	63.64%	4	36.36%
Early Vote	2379	624	583	221	37.91%	362	62.09%
Provisional	2379	4	4	1	25.00%	3	75.00%
Total	2379	1134	1048	404	38.55%	644	61.45%
06005							
Polling	1722	307	276	129	46.74%	147	53.26%
Absentee	1722	2	1	0	0.00%	1	100.00%
Early Vote	1722	341	332	149	44.88%	183	55.12%
Provisional	1722	1	1	1	100.00%	0	0.00%
Total	1722	651	610	279	45.74%	331	54.26%
06006							
Polling	2206	410	384	132	34.38%	252	65.63%
Absentee	2206	15	14	7	50.00%	7	50.00%
Early Vote	2206	451	428	155	36.21%	273	63.79%
Provisional	2206	2	1	1	100.00%	0	0.00%
Total	2206	878	827	295	35.67%	532	64.33%
06007							
Polling	4343	848	801	327	40.72%	476	59.28%
Absentee	4343	10	10	1	10.00%	9	90.00%
Early Vote	4343	1052	1009	419	41.53%	590	58.47%
Provisional	4343	8	7	3	42.86%	4	57.14%
Total	4343	1918	1829	750	41.01%	1079	58.99%
06009							
Polling	2713	443	408	250	61.27%	158	38.73%
Absentee	2713	8	8	6	75.00%	2	25.00%
Early Vote	2713	541	499	193	38.68%	306	61.32%
Provisional	2713	2	1	1	100.00%	0	0.00%
Total	2713	994	916	450	49.13%	466	50.87%
06100							
Polling	2252	439	411	185	45.01%	226	54.99%
Absentee	2252	7	7	3	42.86%	4	57.14%
Early Vote	2252	404	382	170	44.50%	212	55.50%
Provisional	2252	0	0	0	-	0	-
Total	2252	850	800	358	44.75%	442	55.25%
06200							
Polling	2237	343	312	131	41.99%	181	58.01%
Absentee	2237	9	7	0	0.00%	7	100.00%
Early Vote	2237	344	322	116	36.02%	206	63.98%
Provisional	2237	4	4	3	75.00%	1	25.00%
Total	2237	700	645	250	38.76%	395	61.24%
06400							
Polling	3341	702	655	216	32.98%	439	67.02%
Absentee	3341	49	46	15	32.61%	31	67.39%
Early Vote	3341	1458	1375	332	24.15%	1043	75.85%
Provisional	3341	6	6	1	16.67%	5	83.33%
Total	3341	2215	2082	564	27.09%	1518	72.91%
06600							
Polling	4230	791	729	280	38.41%	449	61.59%
Absentee	4230	20	19	5	26.32%	14	73.68%
Early Vote	4230	1337	1250	358	28.64%	892	71.36%
Provisional	4230	6	6	4	66.67%	2	33.33%
Total	4230	2154	2004	647	32.29%	1357	67.71%
06701							

RETRIEVED FROM DEMOCRACYDOCKET.COM

Statement of Votes Cast
Shelby County, TN
State and Federal General Election _Municipal Elections
November 6, 2018
SOVC For Jurisdiction Wide, All Counters, All Races
Official Combined Results

MEMPHIS ORDINANCE NO. 5669

	Reg. Voters	Times Counted	Total Votes	For Amendment		Against Amendment	
Polling	3458	757	673	246	36.55%	427	63.45%
Absentee	3458	19	15	3	20.00%	12	80.00%
Early Vote	3458	1227	1164	312	26.80%	852	73.20%
Provisional	3458	9	7	1	14.29%	6	85.71%
Total	3458	2012	1859	562	30.23%	1297	69.77%
06703							
Polling	2151	494	445	148	33.26%	297	66.74%
Absentee	2151	15	12	3	25.00%	9	75.00%
Early Vote	2151	910	855	218	25.50%	637	74.50%
Provisional	2151	7	7	1	14.29%	6	85.71%
Total	2151	1426	1319	370	28.05%	949	71.95%
06801							
Polling	2423	596	556	188	33.81%	368	66.19%
Absentee	2423	62	36	14	38.89%	22	61.11%
Early Vote	2423	896	847	203	23.97%	644	76.03%
Provisional	2423	3	2	1	50.00%	1	50.00%
Total	2423	1557	1441	406	28.17%	1035	71.83%
06803							
Polling	3294	644	588	203	34.52%	385	65.48%
Absentee	3294	60	47	16	34.04%	31	65.96%
Early Vote	3294	1431	1352	344	25.44%	1008	74.56%
Provisional	3294	13	12	7	58.33%	5	41.67%
Total	3294	2148	1999	570	28.51%	1429	71.49%
06902							
Polling	2026	311	293	148	50.51%	145	49.49%
Absentee	2026	5	5	4	80.00%	1	20.00%
Early Vote	2026	276	265	103	38.87%	162	61.13%
Provisional	2026	10	8	5	62.50%	3	37.50%
Total	2026	602	571	260	45.53%	311	54.47%
07001							
Polling	3295	479	447	256	57.27%	191	42.73%
Absentee	3295	8	8	2	25.00%	6	75.00%
Early Vote	3295	673	639	232	36.31%	407	63.69%
Provisional	3295	1	1	1	100.00%	0	0.00%
Total	3295	1161	1095	491	44.84%	604	55.16%
07002							
Polling	3266	464	442	159	35.97%	283	64.03%
Absentee	3266	11	11	2	18.18%	9	81.82%
Early Vote	3266	536	503	187	37.18%	316	62.82%
Provisional	3266	1	1	1	100.00%	0	0.00%
Total	3266	1012	957	349	36.47%	608	63.53%
07104							
Polling	5301	770	725	316	43.59%	409	56.41%
Absentee	5301	7	7	2	28.57%	5	71.43%
Early Vote	5301	1242	1184	455	38.43%	729	61.57%
Provisional	5301	8	4	2	50.00%	2	50.00%
Total	5301	2027	1920	775	40.36%	1145	59.64%
07203							
Polling	3883	636	585	276	47.18%	309	52.82%
Absentee	3883	6	5	1	20.00%	4	80.00%
Early Vote	3883	910	867	302	34.83%	565	65.17%
Provisional	3883	5	4	1	25.00%	3	75.00%
Total	3883	1557	1461	580	39.70%	881	60.30%
07207							
Polling	3141	520	492	202	41.06%	290	58.94%
Absentee	3141	12	11	4	36.36%	7	63.64%
Early Vote	3141	960	918	268	29.19%	650	70.81%
Provisional	3141	6	5	1	20.00%	4	80.00%

RETRIEVED FROM DEMOCRACYDOCKET.COM

Statement of Votes Cast
Shelby County, TN
State and Federal General Election _Municipal Elections
November 6, 2018
SOVC For Jurisdiction Wide, All Counters, All Races
Official Combined Results

MEMPHIS ORDINANCE NO. 5669

	Reg. Voters	Times Counted	Total Votes	For Amendment		Against Amendment	
Total	3141	1498	1426	475	33.31%	951	66.69%
07301							
Polling	2301	281	271	124	45.76%	147	54.24%
Absentee	2301	20	14	7	50.00%	7	50.00%
Early Vote	2301	345	328	162	49.39%	166	50.61%
Provisional	2301	2	2	0	0.00%	2	100.00%
Total	2301	648	615	293	47.64%	322	52.36%
07303							
Polling	3684	585	547	286	52.29%	261	47.71%
Absentee	3684	7	7	2	28.57%	5	71.43%
Early Vote	3684	817	778	328	42.16%	450	57.84%
Provisional	3684	8	7	3	42.86%	4	57.14%
Total	3684	1417	1339	619	46.23%	720	53.77%
07401							
Polling	4325	648	609	328	53.86%	281	46.14%
Absentee	4325	10	9	2	22.22%	7	77.78%
Early Vote	4325	1097	1048	411	39.22%	637	60.78%
Provisional	4325	1	1	0	0.00%	1	100.00%
Total	4325	1756	1667	741	44.45%	926	55.55%
07402							
Polling	3977	594	570	370	64.91%	200	35.09%
Absentee	3977	13	12	5	41.67%	7	58.33%
Early Vote	3977	1179	1126	472	41.92%	654	58.08%
Provisional	3977	8	7	5	71.43%	2	28.57%
Total	3977	1794	1715	852	49.68%	863	50.32%
07405							
Polling	2970	506	488	290	59.43%	198	40.57%
Absentee	2970	9	8	2	25.00%	6	75.00%
Early Vote	2970	828	782	316	40.41%	466	59.59%
Provisional	2970	5	3	1	33.33%	2	66.67%
Total	2970	1348	1281	609	47.54%	672	52.46%
07409							
Polling	2968	484	459	249	54.25%	210	45.75%
Absentee	2968	3	3	0	0.00%	3	100.00%
Early Vote	2968	612	599	283	47.25%	316	52.75%
Provisional	2968	8	8	4	50.00%	4	50.00%
Total	2968	1107	1069	536	50.14%	533	49.86%
07501							
Polling	2511	358	336	148	44.05%	188	55.95%
Absentee	2511	11	7	3	42.86%	4	57.14%
Early Vote	2511	688	626	250	39.94%	376	60.06%
Provisional	2511	2	2	2	100.00%	0	0.00%
Total	2511	1059	971	403	41.50%	568	58.50%
07506							
Polling	4668	781	731	390	53.35%	341	46.65%
Absentee	4668	10	6	1	16.67%	5	83.33%
Early Vote	4668	1387	1307	459	35.12%	848	64.88%
Provisional	4668	6	6	1	16.67%	5	83.33%
Total	4668	2184	2050	851	41.51%	1199	58.49%
07507							
Polling	4265	648	611	357	58.43%	254	41.57%
Absentee	4265	17	16	3	18.75%	13	81.25%
Early Vote	4265	1107	1002	446	44.51%	556	55.49%
Provisional	4265	0	0	0	-	0	-
Total	4265	1772	1629	806	49.48%	823	50.52%
07511							
Polling	3998	682	634	288	45.43%	346	54.57%
Absentee	3998	21	16	4	25.00%	12	75.00%

RETRIEVED FROM DEMOCRACYDOCKET.COM

Statement of Votes Cast
Shelby County, TN
State and Federal General Election _Municipal Elections
November 6, 2018
SOVC For Jurisdiction Wide, All Counters, All Races
Official Combined Results

MEMPHIS ORDINANCE NO. 5669

	Reg. Voters	Times Counted	Total Votes	For Amendment		Against Amendment	
Early Vote	3998	1405	1345	477	35.46%	868	64.54%
Provisional	3998	5	5	1	20.00%	4	80.00%
Total	3998	2113	2000	770	38.50%	1230	61.50%
07604							
Polling	2705	474	453	218	48.12%	235	51.88%
Absentee	2705	12	11	2	18.18%	9	81.82%
Early Vote	2705	950	903	371	41.09%	532	58.91%
Provisional	2705	3	2	2	100.00%	0	0.00%
Total	2705	1439	1369	593	43.32%	776	56.68%
07605							
Polling	2560	351	329	162	49.24%	167	50.76%
Absentee	2560	6	6	0	0.00%	6	100.00%
Early Vote	2560	753	696	285	40.95%	411	59.05%
Provisional	2560	7	7	6	85.71%	1	14.29%
Total	2560	1117	1038	453	43.64%	585	56.36%
07606							
Polling	3910	620	582	352	60.48%	230	39.52%
Absentee	3910	17	16	3	18.75%	13	81.25%
Early Vote	3910	1191	1130	457	40.44%	673	59.56%
Provisional	3910	2	2	1	50.00%	1	50.00%
Total	3910	1830	1730	813	46.99%	917	53.01%
07701							
Polling	3935	576	539	302	56.03%	237	43.97%
Absentee	3935	17	17	4	23.53%	13	76.47%
Early Vote	3935	1434	1354	493	36.41%	861	63.59%
Provisional	3935	2	1	0	0.00%	1	100.00%
Total	3935	2029	1911	799	41.81%	1112	58.19%
07703							
Polling	3193	432	403	200	49.63%	203	50.37%
Absentee	3193	23	18	5	27.78%	13	72.22%
Early Vote	3193	996	952	411	43.17%	541	56.83%
Provisional	3193	3	2	1	50.00%	1	50.00%
Total	3193	1454	1375	617	44.87%	758	55.13%
07803							
Polling	4069	488	460	260	56.52%	200	43.48%
Absentee	4069	15	13	7	53.85%	6	46.15%
Early Vote	4069	1090	1027	420	40.90%	607	59.10%
Provisional	4069	7	6	4	66.67%	2	33.33%
Total	4069	1600	1506	691	45.88%	815	54.12%
07901							
Polling	5290	683	642	311	48.44%	331	51.56%
Absentee	5290	82	71	40	56.34%	31	43.66%
Early Vote	5290	1296	1226	533	43.47%	693	56.53%
Provisional	5290	13	11	4	36.36%	7	63.64%
Total	5290	2074	1950	888	45.54%	1062	54.46%
07902							
Polling	3020	524	500	190	38.00%	310	62.00%
Absentee	3020	15	14	2	14.29%	12	85.71%
Early Vote	3020	1114	1072	437	40.76%	635	59.24%
Provisional	3020	5	4	1	25.00%	3	75.00%
Total	3020	1658	1590	630	39.62%	960	60.38%
07903							
Polling	3891	718	678	333	49.12%	345	50.88%
Absentee	3891	11	11	3	27.27%	8	72.73%
Early Vote	3891	1128	1071	416	38.84%	655	61.16%
Provisional	3891	2	2	1	50.00%	1	50.00%
Total	3891	1859	1762	753	42.74%	1009	57.26%
07907							

RETRIEVED FROM DEMOCRACYDOCKET.COM

Statement of Votes Cast
Shelby County, TN
State and Federal General Election _Municipal Elections
November 6, 2018
SOVC For Jurisdiction Wide, All Counters, All Races
Official Combined Results

MEMPHIS ORDINANCE NO. 5669

	Reg. Voters	Times Counted	Total Votes	For Amendment		Against Amendment	
Polling	2602	394	382	151	39.53%	231	60.47%
Absentee	2602	5	5	2	40.00%	3	60.00%
Early Vote	2602	793	757	283	37.38%	474	62.62%
Provisional	2602	2	1	1	100.00%	0	0.00%
Total	2602	1194	1145	437	38.17%	708	61.83%
08002							
Polling	3892	684	645	240	37.21%	405	62.79%
Absentee	3892	98	84	31	36.90%	53	63.10%
Early Vote	3892	1594	1494	444	29.72%	1050	70.28%
Provisional	3892	20	17	5	29.41%	12	70.59%
Total	3892	2396	2240	720	32.14%	1520	67.86%
08101							
Polling	3654	633	590	227	38.47%	363	61.53%
Absentee	3654	65	54	26	48.15%	28	51.85%
Early Vote	3654	1420	1337	444	33.21%	893	66.79%
Provisional	3654	4	4	1	25.00%	3	75.00%
Total	3654	2122	1985	698	35.16%	1287	64.84%
08103							
Polling	3243	634	580	180	31.03%	400	68.97%
Absentee	3243	50	40	17	42.50%	23	57.50%
Early Vote	3243	1460	1392	399	28.66%	993	71.34%
Provisional	3243	1	0	0	-	0	-
Total	3243	2145	2012	596	29.62%	1416	70.38%
08105							
Polling	2960	566	532	237	44.55%	295	55.45%
Absentee	2960	53	40	19	47.50%	21	52.50%
Early Vote	2960	958	919	328	35.69%	591	64.31%
Provisional	2960	6	5	2	40.00%	3	60.00%
Total	2960	1583	1496	586	39.17%	910	60.83%
08107							
Polling	5186	1051	977	386	39.51%	591	60.49%
Absentee	5186	50	42	15	35.71%	27	64.29%
Early Vote	5186	1555	1474	413	28.02%	1061	71.98%
Provisional	5186	3	3	0	0.00%	3	100.00%
Total	5186	2659	2496	814	32.61%	1682	67.39%
08202							
Polling	1064	224	206	88	42.72%	118	57.28%
Absentee	1064	3	3	1	33.33%	2	66.67%
Early Vote	1064	310	301	123	40.86%	178	59.14%
Provisional	1064	5	5	4	80.00%	1	20.00%
Total	1064	542	515	216	41.94%	299	58.06%
08300							
Polling	1501	227	218	107	49.08%	111	50.92%
Absentee	1501	2	2	0	0.00%	2	100.00%
Early Vote	1501	290	275	100	36.36%	175	63.64%
Provisional	1501	0	0	0	-	0	-
Total	1501	519	495	207	41.82%	288	58.18%
08402							
Polling	1062	191	185	82	44.32%	103	55.68%
Absentee	1062	2	2	0	0.00%	2	100.00%
Early Vote	1062	317	306	99	32.35%	207	67.65%
Provisional	1062	3	3	2	66.67%	1	33.33%
Total	1062	513	496	183	36.90%	313	63.10%
08600							
Polling	4282	629	608	249	40.95%	359	59.05%
Absentee	4282	26	25	7	28.00%	18	72.00%
Early Vote	4282	1342	1273	448	35.19%	825	64.81%
Provisional	4282	5	4	2	50.00%	2	50.00%

RETRIEVED FROM DEMOCRACYDOCKET.COM

Statement of Votes Cast
Shelby County, TN
State and Federal General Election _Municipal Elections
November 6, 2018
SOVC For Jurisdiction Wide, All Counters, All Races
Official Combined Results

	MEMPHIS ORDINANCE NO. 5669						
	Reg. Voters	Times Counted	Total Votes	For Amendment		Against Amendment	
Total	4282	2002	1910	706	36.96%	1204	63.04%
08702							
Polling	46	5	5	1	20.00%	4	80.00%
Absentee	46	1	1	1	100.00%	0	0.00%
Early Vote	46	31	28	12	42.86%	16	57.14%
Provisional	46	1	0	0	-	0	-
Total	46	38	34	14	41.18%	20	58.82%
08703							
Polling	4707	834	788	368	46.70%	420	53.30%
Absentee	4707	17	11	3	27.27%	8	72.73%
Early Vote	4707	1516	1422	490	34.46%	932	65.54%
Provisional	4707	8	8	3	37.50%	5	62.50%
Total	4707	2375	2229	864	38.76%	1365	61.24%
08704							
Polling	8	3	3	2	66.67%	1	33.33%
Absentee	8	1	1	0	0.00%	1	100.00%
Early Vote	8	0	0	0	-	0	-
Provisional	8	0	0	0	-	0	-
Total	8	4	4	2	50.00%	2	50.00%
08802							
Polling	1798	393	373	150	40.21%	223	59.79%
Absentee	1798	13	11	6	54.55%	5	45.45%
Early Vote	1798	559	533	173	32.46%	360	67.54%
Provisional	1798	1	1	1	100.00%	0	0.00%
Total	1798	966	918	330	35.95%	588	64.05%
08803							
Polling	4812	710	658	362	55.02%	296	44.98%
Absentee	4812	19	18	7	38.89%	11	61.11%
Early Vote	4812	844	798	298	37.34%	500	62.66%
Provisional	4812	6	6	4	66.67%	2	33.33%
Total	4812	1579	1480	671	45.34%	809	54.66%
08804							
Polling	2353	367	351	182	51.85%	169	48.15%
Absentee	2353	6	6	1	16.67%	5	83.33%
Early Vote	2353	463	436	168	38.53%	268	61.47%
Provisional	2353	3	3	1	33.33%	2	66.67%
Total	2353	839	796	352	44.22%	444	55.78%
08901							
Polling	2588	449	413	201	48.67%	212	51.33%
Absentee	2588	14	12	5	41.67%	7	58.33%
Early Vote	2588	555	520	206	39.62%	314	60.38%
Provisional	2588	16	14	8	57.14%	6	42.86%
Total	2588	1034	959	420	43.80%	539	56.20%
08902							
Polling	3379	760	714	344	48.18%	370	51.82%
Absentee	3379	10	10	3	30.00%	7	70.00%
Early Vote	3379	654	610	233	38.20%	377	61.80%
Provisional	3379	16	16	7	43.75%	9	56.25%
Total	3379	1440	1350	587	43.48%	763	56.52%
09002							
Polling	4404	676	644	341	52.95%	303	47.05%
Absentee	4404	11	9	6	66.67%	3	33.33%
Early Vote	4404	905	854	300	35.13%	554	64.87%
Provisional	4404	8	7	4	57.14%	3	42.86%
Total	4404	1600	1514	651	43.00%	863	57.00%
09003							
Polling	3314	565	526	223	42.40%	303	57.60%
Absentee	3314	12	10	2	20.00%	8	80.00%

RETRIEVED FROM DEMOCRACYDOCKET.COM

Statement of Votes Cast
Shelby County, TN
State and Federal General Election _Municipal Elections
November 6, 2018
SOVC For Jurisdiction Wide, All Counters, All Races
Official Combined Results

MEMPHIS ORDINANCE NO. 5669

	Reg. Voters	Times Counted	Total Votes	For Amendment		Against Amendment	
Early Vote	3314	904	865	284	32.83%	581	67.17%
Provisional	3314	1	1	0	0.00%	1	100.00%
Total	3314	1482	1402	509	36.31%	893	63.69%
09101							
Polling	4930	802	742	338	45.55%	404	54.45%
Absentee	4930	65	48	28	58.33%	20	41.67%
Early Vote	4930	1724	1575	628	39.87%	947	60.13%
Provisional	4930	16	15	8	53.33%	7	46.67%
Total	4930	2607	2380	1002	42.10%	1378	57.90%
09102							
Polling	4410	754	709	327	46.12%	382	53.88%
Absentee	4410	65	50	25	50.00%	25	50.00%
Early Vote	4410	1573	1471	536	36.44%	935	63.56%
Provisional	4410	7	6	4	66.67%	2	33.33%
Total	4410	2399	2236	892	39.89%	1344	60.11%
09104							
Polling	4450	848	777	338	43.50%	439	56.50%
Absentee	4450	26	26	8	30.77%	18	69.23%
Early Vote	4450	1635	1517	573	37.77%	944	62.23%
Provisional	4450	8	8	4	50.00%	4	50.00%
Total	4450	2517	2328	923	39.65%	1405	60.35%
09201							
Polling	1634	273	257	126	49.03%	131	50.97%
Absentee	1634	1	0	0	-	0	-
Early Vote	1634	368	350	125	35.71%	225	64.29%
Provisional	1634	4	4	1	25.00%	3	75.00%
Total	1634	646	611	252	41.24%	359	58.76%
09301							
Polling	3545	563	542	319	58.86%	223	41.14%
Absentee	3545	2	2	0	0.00%	2	100.00%
Early Vote	3545	675	645	269	41.71%	376	58.29%
Provisional	3545	3	3	3	100.00%	0	0.00%
Total	3545	1243	1192	591	49.58%	601	50.42%
09303							
Polling	3179	367	343	210	61.22%	133	38.78%
Absentee	3179	123	98	27	27.55%	71	72.45%
Early Vote	3179	542	504	199	39.48%	305	60.52%
Provisional	3179	5	5	4	80.00%	1	20.00%
Total	3179	1037	950	440	46.32%	510	53.68%
09403							
Polling	4463	751	715	382	53.43%	333	46.57%
Absentee	4463	19	13	4	30.77%	9	69.23%
Early Vote	4463	1234	1184	443	37.42%	741	62.58%
Provisional	4463	7	7	6	85.71%	1	14.29%
Total	4463	2011	1919	835	43.51%	1084	56.49%
09406							
Polling	2437	515	481	265	55.09%	216	44.91%
Absentee	2437	5	5	4	80.00%	1	20.00%
Early Vote	2437	555	529	224	42.34%	305	57.66%
Provisional	2437	5	3	0	0.00%	3	100.00%
Total	2437	1080	1018	493	48.43%	525	51.57%
09407							
Polling	5534	1000	963	454	47.14%	509	52.86%
Absentee	5534	16	16	6	37.50%	10	62.50%
Early Vote	5534	1176	1129	457	40.48%	672	59.52%
Provisional	5534	0	0	0	-	0	-
Total	5534	2192	2108	917	43.50%	1191	56.50%
09408							

RETRIEVED FROM DEMOCRACYDOCKET.COM

Statement of Votes Cast
Shelby County, TN
State and Federal General Election _Municipal Elections
November 6, 2018
SOVC For Jurisdiction Wide, All Counters, All Races
Official Combined Results

MEMPHIS ORDINANCE NO. 5669

	Reg. Voters	Times Counted	Total Votes	For Amendment		Against Amendment	
Polling	3276	666	637	298	46.78%	339	53.22%
Absentee	3276	14	11	2	18.18%	9	81.82%
Early Vote	3276	1079	1033	358	34.66%	675	65.34%
Provisional	3276	3	3	0	0.00%	3	100.00%
Total	3276	1762	1684	658	39.07%	1026	60.93%
09501							
Polling	4147	881	821	395	48.11%	426	51.89%
Absentee	4147	21	19	11	57.89%	8	42.11%
Early Vote	4147	1177	1112	409	36.78%	703	63.22%
Provisional	4147	8	8	2	25.00%	6	75.00%
Total	4147	2087	1960	817	41.68%	1143	58.32%
09505							
Polling	3166	679	626	296	47.28%	330	52.72%
Absentee	3166	22	18	7	38.89%	11	61.11%
Early Vote	3166	1140	1061	397	37.42%	664	62.58%
Provisional	3166	18	18	11	61.11%	7	38.89%
Total	3166	1859	1723	711	41.27%	1012	58.73%
09506							
Polling	3088	503	472	227	48.09%	245	51.91%
Absentee	3088	18	17	6	35.29%	11	64.71%
Early Vote	3088	1025	951	357	37.54%	594	62.46%
Provisional	3088	5	5	1	20.00%	4	80.00%
Total	3088	1551	1445	591	40.90%	854	59.10%
09507							
Polling	2886	517	481	237	49.27%	244	50.73%
Absentee	2886	15	14	6	42.86%	8	57.14%
Early Vote	2886	895	840	342	40.71%	498	59.29%
Provisional	2886	6	6	3	50.00%	3	50.00%
Total	2886	1433	1341	588	43.85%	753	56.15%
09508							
Polling	4475	720	663	297	44.80%	366	55.20%
Absentee	4475	32	27	14	51.85%	13	48.15%
Early Vote	4475	1816	1703	679	39.87%	1024	60.13%
Provisional	4475	8	7	3	42.86%	4	57.14%
Total	4475	2576	2400	993	41.38%	1407	58.63%
09601							
Polling	3577	691	651	324	49.77%	327	50.23%
Absentee	3577	15	12	4	33.33%	8	66.67%
Early Vote	3577	1118	1037	439	42.33%	598	57.67%
Provisional	3577	3	2	0	0.00%	2	100.00%
Total	3577	1827	1702	767	45.06%	935	54.94%
09602							
Polling	4305	825	767	366	47.72%	401	52.28%
Absentee	4305	31	29	16	55.17%	13	44.83%
Early Vote	4305	1433	1326	507	38.24%	819	61.76%
Provisional	4305	11	10	4	40.00%	6	60.00%
Total	4305	2300	2132	893	41.89%	1239	58.11%
ARL01							
Polling	-	-	-	-	-	-	-
Absentee	-	-	-	-	-	-	-
Early Vote	-	-	-	-	-	-	-
Provisional	-	-	-	-	-	-	-
Total	-	-	-	-	-	-	-
ARL02							
Polling	-	-	-	-	-	-	-
Absentee	-	-	-	-	-	-	-
Early Vote	-	-	-	-	-	-	-
Provisional	-	-	-	-	-	-	-

RETRIEVED FROM DEMOCRACYDOCKET.COM

Statement of Votes Cast
Shelby County, TN
State and Federal General Election _Municipal Elections
November 6, 2018
SOVC For Jurisdiction Wide, All Counters, All Races
Official Combined Results

	MEMPHIS ORDINANCE NO. 5669					
	Reg. Voters	Times Counted	Total Votes	For Amendment	Against Amendment	
Total	-	-	-	-	-	-
BAR03						
Polling	-	-	-	-	-	-
Absentee	-	-	-	-	-	-
Early Vote	-	-	-	-	-	-
Provisional	-	-	-	-	-	-
Total	-	-	-	-	-	-
BAR04						
Polling	-	-	-	-	-	-
Absentee	-	-	-	-	-	-
Early Vote	-	-	-	-	-	-
Provisional	-	-	-	-	-	-
Total	-	-	-	-	-	-
BAR05						
Polling	-	-	-	-	-	-
Absentee	-	-	-	-	-	-
Early Vote	-	-	-	-	-	-
Provisional	-	-	-	-	-	-
Total	-	-	-	-	-	-
BAR06						
Polling	-	-	-	-	-	-
Absentee	-	-	-	-	-	-
Early Vote	-	-	-	-	-	-
Provisional	-	-	-	-	-	-
Total	-	-	-	-	-	-
BAR08						
Polling	-	-	-	-	-	-
Absentee	-	-	-	-	-	-
Early Vote	-	-	-	-	-	-
Provisional	-	-	-	-	-	-
Total	-	-	-	-	-	-
BAR09						
Polling	-	-	-	-	-	-
Absentee	-	-	-	-	-	-
Early Vote	-	-	-	-	-	-
Provisional	-	-	-	-	-	-
Total	-	-	-	-	-	-
BAR11						
Polling	-	-	-	-	-	-
Absentee	-	-	-	-	-	-
Early Vote	-	-	-	-	-	-
Provisional	-	-	-	-	-	-
Total	-	-	-	-	-	-
BAR13						
Polling	-	-	-	-	-	-
Absentee	-	-	-	-	-	-
Early Vote	-	-	-	-	-	-
Provisional	-	-	-	-	-	-
Total	-	-	-	-	-	-
BRU01						
Polling	-	-	-	-	-	-
Absentee	-	-	-	-	-	-
Early Vote	-	-	-	-	-	-
Provisional	-	-	-	-	-	-
Total	-	-	-	-	-	-
BRU02						
Polling	-	-	-	-	-	-
Absentee	-	-	-	-	-	-

RETRIEVED FROM DEMOCRACYDOCKET.COM

Statement of Votes Cast
Shelby County, TN
State and Federal General Election _Municipal Elections
November 6, 2018
SOVC For Jurisdiction Wide, All Counters, All Races
Official Combined Results

	MEMPHIS ORDINANCE NO. 5669					
	Reg. Voters	Times Counted	Total Votes	For Amendment	Against Amendment	
Early Vote	-	-	-	-	-	-
Provisional	-	-	-	-	-	-
Total	-	-	-	-	-	-
COL01						
Polling	-	-	-	-	-	-
Absentee	-	-	-	-	-	-
Early Vote	-	-	-	-	-	-
Provisional	-	-	-	-	-	-
Total	-	-	-	-	-	-
COL02						
Polling	-	-	-	-	-	-
Absentee	-	-	-	-	-	-
Early Vote	-	-	-	-	-	-
Provisional	-	-	-	-	-	-
Total	-	-	-	-	-	-
COL03						
Polling	-	-	-	-	-	-
Absentee	-	-	-	-	-	-
Early Vote	-	-	-	-	-	-
Provisional	-	-	-	-	-	-
Total	-	-	-	-	-	-
COL04						
Polling	-	-	-	-	-	-
Absentee	-	-	-	-	-	-
Early Vote	-	-	-	-	-	-
Provisional	-	-	-	-	-	-
Total	-	-	-	-	-	-
COL05						
Polling	-	-	-	-	-	-
Absentee	-	-	-	-	-	-
Early Vote	-	-	-	-	-	-
Provisional	-	-	-	-	-	-
Total	-	-	-	-	-	-
COL06						
Polling	-	-	-	-	-	-
Absentee	-	-	-	-	-	-
Early Vote	-	-	-	-	-	-
Provisional	-	-	-	-	-	-
Total	-	-	-	-	-	-
COL07						
Polling	-	-	-	-	-	-
Absentee	-	-	-	-	-	-
Early Vote	-	-	-	-	-	-
Provisional	-	-	-	-	-	-
Total	-	-	-	-	-	-
COL08						
Polling	-	-	-	-	-	-
Absentee	-	-	-	-	-	-
Early Vote	-	-	-	-	-	-
Provisional	-	-	-	-	-	-
Total	-	-	-	-	-	-
COL09						
Polling	-	-	-	-	-	-
Absentee	-	-	-	-	-	-
Early Vote	-	-	-	-	-	-
Provisional	-	-	-	-	-	-
Total	-	-	-	-	-	-
COR03						

RETRIEVED FROM DEMOCRACYDOCKET.COM

Statement of Votes Cast
Shelby County, TN
State and Federal General Election _Municipal Elections
November 6, 2018
SOVC For Jurisdiction Wide, All Counters, All Races
Official Combined Results

MEMPHIS ORDINANCE NO. 5669

	Reg. Voters	Times Counted	Total Votes	For Amendment		Against Amendment	
Polling	1463	376	334	147	44.01%	187	55.99%
Absentee	1463	8	8	6	75.00%	2	25.00%
Early Vote	1463	551	514	195	37.94%	319	62.06%
Provisional	1463	3	3	0	0.00%	3	100.00%
Total	1463	938	859	348	40.51%	511	59.49%
COR04							
Polling	-	-	-	-	-	-	-
Absentee	-	-	-	-	-	-	-
Early Vote	-	-	-	-	-	-	-
Provisional	-	-	-	-	-	-	-
Total	-	-	-	-	-	-	-
COR05							
Polling	-	-	-	-	-	-	-
Absentee	-	-	-	-	-	-	-
Early Vote	-	-	-	-	-	-	-
Provisional	-	-	-	-	-	-	-
Total	-	-	-	-	-	-	-
EAD00							
Polling	116	23	16	6	37.50%	10	62.50%
Absentee	116	1	1	0	0.00%	1	100.00%
Early Vote	116	53	45	22	48.89%	23	51.11%
Provisional	116	0	0	0	-	0	-
Total	116	77	62	28	45.16%	34	54.84%
FOR01							
Polling	1450	264	247	123	49.80%	124	50.20%
Absentee	1450	14	11	7	63.64%	4	36.36%
Early Vote	1450	534	494	198	40.08%	296	59.92%
Provisional	1450	2	2	1	50.00%	1	50.00%
Total	1450	814	754	329	43.63%	425	56.37%
FOR02							
Polling	-	-	-	-	-	-	-
Absentee	-	-	-	-	-	-	-
Early Vote	-	-	-	-	-	-	-
Provisional	-	-	-	-	-	-	-
Total	-	-	-	-	-	-	-
FOR03							
Polling	-	-	-	-	-	-	-
Absentee	-	-	-	-	-	-	-
Early Vote	-	-	-	-	-	-	-
Provisional	-	-	-	-	-	-	-
Total	-	-	-	-	-	-	-
GER02							
Polling	-	-	-	-	-	-	-
Absentee	-	-	-	-	-	-	-
Early Vote	-	-	-	-	-	-	-
Provisional	-	-	-	-	-	-	-
Total	-	-	-	-	-	-	-
GER03							
Polling	-	-	-	-	-	-	-
Absentee	-	-	-	-	-	-	-
Early Vote	-	-	-	-	-	-	-
Provisional	-	-	-	-	-	-	-
Total	-	-	-	-	-	-	-
GER04							
Polling	-	-	-	-	-	-	-
Absentee	-	-	-	-	-	-	-
Early Vote	-	-	-	-	-	-	-
Provisional	-	-	-	-	-	-	-

RETRIEVED FROM DEMOCRACYDOCKET.COM

Statement of Votes Cast
Shelby County, TN
State and Federal General Election _Municipal Elections
November 6, 2018
SOVC For Jurisdiction Wide, All Counters, All Races
Official Combined Results

	MEMPHIS ORDINANCE NO. 5669						
	Reg. Voters	Times Counted	Total Votes	For Amendment		Against Amendment	
Total	-	-	-	-	-	-	-
GER05							
Polling	-	-	-	-	-	-	-
Absentee	-	-	-	-	-	-	-
Early Vote	-	-	-	-	-	-	-
Provisional	-	-	-	-	-	-	-
Total	-	-	-	-	-	-	-
GER06							
Polling	650	177	172	104	60.47%	68	39.53%
Absentee	650	22	18	11	61.11%	7	38.89%
Early Vote	650	461	423	183	43.26%	240	56.74%
Provisional	650	2	2	0	0.00%	2	100.00%
Total	650	662	615	298	48.46%	317	51.54%
GER08							
Polling	-	-	-	-	-	-	-
Absentee	-	-	-	-	-	-	-
Early Vote	-	-	-	-	-	-	-
Provisional	-	-	-	-	-	-	-
Total	-	-	-	-	-	-	-
GER10							
Polling	-	-	-	-	-	-	-
Absentee	-	-	-	-	-	-	-
Early Vote	-	-	-	-	-	-	-
Provisional	-	-	-	-	-	-	-
Total	-	-	-	-	-	-	-
GER11							
Polling	-	-	-	-	-	-	-
Absentee	-	-	-	-	-	-	-
Early Vote	-	-	-	-	-	-	-
Provisional	-	-	-	-	-	-	-
Total	-	-	-	-	-	-	-
GER12							
Polling	-	-	-	-	-	-	-
Absentee	-	-	-	-	-	-	-
Early Vote	-	-	-	-	-	-	-
Provisional	-	-	-	-	-	-	-
Total	-	-	-	-	-	-	-
LAK01							
Polling	-	-	-	-	-	-	-
Absentee	-	-	-	-	-	-	-
Early Vote	-	-	-	-	-	-	-
Provisional	-	-	-	-	-	-	-
Total	-	-	-	-	-	-	-
LAK02							
Polling	-	-	-	-	-	-	-
Absentee	-	-	-	-	-	-	-
Early Vote	-	-	-	-	-	-	-
Provisional	-	-	-	-	-	-	-
Total	-	-	-	-	-	-	-
LUC01							
Polling	-	-	-	-	-	-	-
Absentee	-	-	-	-	-	-	-
Early Vote	-	-	-	-	-	-	-
Provisional	-	-	-	-	-	-	-
Total	-	-	-	-	-	-	-
LUC03							
Polling	-	-	-	-	-	-	-
Absentee	-	-	-	-	-	-	-

RETRIEVED FROM DEMOCRACYDOCKET.COM

Statement of Votes Cast
Shelby County, TN
State and Federal General Election _Municipal Elections
November 6, 2018
SOVC For Jurisdiction Wide, All Counters, All Races
Official Combined Results

	MEMPHIS ORDINANCE NO. 5669						
	Reg. Voters	Times Counted	Total Votes	For Amendment		Against Amendment	
Early Vote	-	-	-	-	-	-	-
Provisional	-	-	-	-	-	-	-
Total	-	-	-	-	-	-	-
MCC00							
Polling	-	-	-	-	-	-	-
Absentee	-	-	-	-	-	-	-
Early Vote	-	-	-	-	-	-	-
Provisional	-	-	-	-	-	-	-
Total	-	-	-	-	-	-	-
MIL01							
Polling	-	-	-	-	-	-	-
Absentee	-	-	-	-	-	-	-
Early Vote	-	-	-	-	-	-	-
Provisional	-	-	-	-	-	-	-
Total	-	-	-	-	-	-	-
MIL02							
Polling	-	-	-	-	-	-	-
Absentee	-	-	-	-	-	-	-
Early Vote	-	-	-	-	-	-	-
Provisional	-	-	-	-	-	-	-
Total	-	-	-	-	-	-	-
MOR01							
Polling	-	-	-	-	-	-	-
Absentee	-	-	-	-	-	-	-
Early Vote	-	-	-	-	-	-	-
Provisional	-	-	-	-	-	-	-
Total	-	-	-	-	-	-	-
MOR02							
Polling	-	-	-	-	-	-	-
Absentee	-	-	-	-	-	-	-
Early Vote	-	-	-	-	-	-	-
Provisional	-	-	-	-	-	-	-
Total	-	-	-	-	-	-	-
ROS05							
Polling	-	-	-	-	-	-	-
Absentee	-	-	-	-	-	-	-
Early Vote	-	-	-	-	-	-	-
Provisional	-	-	-	-	-	-	-
Total	-	-	-	-	-	-	-
ROS13							
Polling	1119	232	224	113	50.45%	111	49.55%
Absentee	1119	1	1	1	100.00%	0	0.00%
Early Vote	1119	329	319	131	41.07%	188	58.93%
Provisional	1119	1	1	1	100.00%	0	0.00%
Total	1119	563	545	246	45.14%	299	54.86%
ROS14							
Polling	-	-	-	-	-	-	-
Absentee	-	-	-	-	-	-	-
Early Vote	-	-	-	-	-	-	-
Provisional	-	-	-	-	-	-	-
Total	-	-	-	-	-	-	-
ROS15							
Polling	-	-	-	-	-	-	-
Absentee	-	-	-	-	-	-	-
Early Vote	-	-	-	-	-	-	-
Provisional	-	-	-	-	-	-	-
Total	-	-	-	-	-	-	-
ROS16							

RETRIEVED FROM DEMOCRACYDOCKET.COM

Statement of Votes Cast
Shelby County, TN
State and Federal General Election _Municipal Elections
November 6, 2018
SOVC For Jurisdiction Wide, All Counters, All Races
Official Combined Results

	MEMPHIS ORDINANCE NO. 5669						
	Reg. Voters	Times Counted	Total Votes	For Amendment		Against Amendment	
Polling	-	-	-	-	-	-	-
Absentee	-	-	-	-	-	-	-
Early Vote	-	-	-	-	-	-	-
Provisional	-	-	-	-	-	-	-
Total	-	-	-	-	-	-	-
STE00							
Polling	-	-	-	-	-	-	-
Absentee	-	-	-	-	-	-	-
Early Vote	-	-	-	-	-	-	-
Provisional	-	-	-	-	-	-	-
Total	-	-	-	-	-	-	-
Total							
Polling	379980	66676	62356	27107	43.47%	35249	56.53%
Absentee	379980	2647	2237	842	37.64%	1395	62.36%
Early Vote	379980	109256	103049	34724	33.70%	68325	66.30%
Provisional	379980	657	590	268	45.42%	322	54.58%
Total	379980	179236	168232	62941	37.41%	105291	62.59%

RETRIEVED FROM DEMOCRACYDOCKET.COM

Statement of Votes Cast
Shelby County, TN
State and Federal General Election _Municipal Elections
November 6, 2018
SOVC For Jurisdiction Wide, All Counters, All Races
Official Combined Results

	MEMPHIS ORDINANCE NO. 5677						
	Reg. Voters	Times Counted	Total Votes	For Amendment		Against Amendment	
Jurisdiction Wide							
00100							
Polling	6031	1083	1017	464	45.62%	553	54.38%
Absentee	6031	56	51	28	54.90%	23	45.10%
Early Vote	6031	1464	1397	536	38.37%	861	61.63%
Provisional	6031	33	32	21	65.63%	11	34.38%
Total	6031	2636	2497	1049	42.01%	1448	57.99%
00200							
Polling	4995	881	834	432	51.80%	402	48.20%
Absentee	4995	38	33	13	39.39%	20	60.61%
Early Vote	4995	1596	1545	556	35.99%	989	64.01%
Provisional	4995	10	9	1	11.11%	8	88.89%
Total	4995	2525	2421	1002	41.39%	1419	58.61%
01100							
Polling	2795	395	370	257	69.46%	113	30.54%
Absentee	2795	10	10	4	40.00%	6	60.00%
Early Vote	2795	500	456	246	53.95%	210	46.05%
Provisional	2795	4	4	1	25.00%	3	75.00%
Total	2795	909	840	508	60.48%	332	39.52%
01200							
Polling	1046	175	165	113	68.48%	52	31.52%
Absentee	1046	31	24	14	58.33%	10	41.67%
Early Vote	1046	287	275	129	46.91%	146	53.09%
Provisional	1046	1	0	0	-	0	-
Total	1046	494	464	256	55.17%	208	44.83%
01300							
Polling	2299	387	356	164	46.07%	192	53.93%
Absentee	2299	5	4	0	0.00%	4	100.00%
Early Vote	2299	346	317	130	41.01%	187	58.99%
Provisional	2299	4	3	1	33.33%	2	66.67%
Total	2299	742	680	295	43.38%	385	56.62%
01601							
Polling	4161	1017	985	282	28.63%	703	71.37%
Absentee	4161	45	45	10	22.22%	35	77.78%
Early Vote	4161	1641	1606	315	19.61%	1291	80.39%
Provisional	4161	11	11	3	27.27%	8	72.73%
Total	4161	2714	2647	610	23.04%	2037	76.96%
01603							
Polling	3351	496	474	192	40.51%	282	59.49%
Absentee	3351	29	24	3	12.50%	21	87.50%
Early Vote	3351	1163	1129	315	27.90%	814	72.10%
Provisional	3351	7	7	5	71.43%	2	28.57%
Total	3351	1695	1634	515	31.52%	1119	68.48%
01700							
Polling	2110	326	312	129	41.35%	183	58.65%
Absentee	2110	42	32	18	56.25%	14	43.75%
Early Vote	2110	624	604	176	29.14%	428	70.86%
Provisional	2110	10	10	5	50.00%	5	50.00%
Total	2110	1002	958	328	34.24%	630	65.76%
02001							
Polling	3381	832	802	205	25.56%	597	74.44%
Absentee	3381	45	39	11	28.21%	28	71.79%
Early Vote	3381	1329	1288	216	16.77%	1072	83.23%
Provisional	3381	7	6	3	50.00%	3	50.00%
Total	3381	2213	2135	435	20.37%	1700	79.63%
02003							
Polling	4480	701	650	335	51.54%	315	48.46%
Absentee	4480	14	12	5	41.67%	7	58.33%

RETRIEVED FROM DEMOCRACYDOCKET.COM

Statement of Votes Cast
Shelby County, TN
State and Federal General Election _Municipal Elections
November 6, 2018
SOVC For Jurisdiction Wide, All Counters, All Races
Official Combined Results

MEMPHIS ORDINANCE NO. 5677

	Reg. Voters	Times Counted	Total Votes	For Amendment		Against Amendment	
Early Vote	4480	1028	958	435	45.41%	523	54.59%
Provisional	4480	11	9	6	66.67%	3	33.33%
Total	4480	1754	1629	781	47.94%	848	52.06%
02100							
Polling	3257	471	428	260	60.75%	168	39.25%
Absentee	3257	13	12	5	41.67%	7	58.33%
Early Vote	3257	714	646	267	41.33%	379	58.67%
Provisional	3257	11	10	5	50.00%	5	50.00%
Total	3257	1209	1096	537	49.00%	559	51.00%
02600							
Polling	2983	499	478	236	49.37%	242	50.63%
Absentee	2983	10	10	7	70.00%	3	30.00%
Early Vote	2983	638	608	278	45.72%	330	54.28%
Provisional	2983	4	4	2	50.00%	2	50.00%
Total	2983	1151	1100	523	47.55%	577	52.45%
02800							
Polling	2142	445	429	131	30.54%	298	69.46%
Absentee	2142	22	20	9	45.00%	11	55.00%
Early Vote	2142	825	807	189	23.42%	618	76.58%
Provisional	2142	2	1	0	0.00%	1	100.00%
Total	2142	1294	1257	329	26.17%	928	73.83%
03102							
Polling	2623	482	462	184	39.66%	280	60.34%
Absentee	2623	15	13	3	23.08%	10	76.92%
Early Vote	2623	870	841	218	25.92%	623	74.08%
Provisional	2623	6	6	3	50.00%	3	50.00%
Total	2623	1373	1324	408	30.82%	916	69.18%
03104							
Polling	3046	509	476	267	56.09%	209	43.91%
Absentee	3046	19	19	8	42.11%	11	57.89%
Early Vote	3046	1067	1032	365	35.37%	667	64.63%
Provisional	3046	3	1	1	100.00%	0	0.00%
Total	3046	1598	1528	641	41.95%	887	58.05%
03300							
Polling	1068	262	248	84	33.87%	164	66.13%
Absentee	1068	4	4	0	0.00%	4	100.00%
Early Vote	1068	267	258	68	26.36%	190	73.64%
Provisional	1068	2	2	1	50.00%	1	50.00%
Total	1068	535	512	153	29.88%	359	70.12%
03402							
Polling	2175	335	304	176	57.89%	128	42.11%
Absentee	2175	5	5	3	60.00%	2	40.00%
Early Vote	2175	413	393	188	47.84%	205	52.16%
Provisional	2175	2	2	0	0.00%	2	100.00%
Total	2175	755	704	367	52.13%	337	47.87%
03601							
Polling	2770	648	621	166	26.73%	455	73.27%
Absentee	2770	40	39	17	43.59%	22	56.41%
Early Vote	2770	953	922	185	20.07%	737	79.93%
Provisional	2770	3	3	0	0.00%	3	100.00%
Total	2770	1644	1585	368	23.22%	1217	76.78%
03602							
Polling	2744	570	533	233	43.71%	300	56.29%
Absentee	2744	12	12	5	41.67%	7	58.33%
Early Vote	2744	804	766	278	36.29%	488	63.71%
Provisional	2744	5	4	2	50.00%	2	50.00%
Total	2744	1391	1315	518	39.39%	797	60.61%
03700							

RETRIEVED FROM DEMOCRACYDOCKET.COM

Statement of Votes Cast
Shelby County, TN
State and Federal General Election _Municipal Elections
November 6, 2018
SOVC For Jurisdiction Wide, All Counters, All Races
Official Combined Results

MEMPHIS ORDINANCE NO. 5677

	Reg. Voters	Times Counted	Total Votes	For Amendment		Against Amendment	
Polling	3332	539	486	224	46.09%	262	53.91%
Absentee	3332	9	7	1	14.29%	6	85.71%
Early Vote	3332	509	482	192	39.83%	290	60.17%
Provisional	3332	4	4	2	50.00%	2	50.00%
Total	3332	1061	979	419	42.80%	560	57.20%
04103							
Polling	3283	555	521	280	53.74%	241	46.26%
Absentee	3283	32	27	14	51.85%	13	48.15%
Early Vote	3283	731	696	242	34.77%	454	65.23%
Provisional	3283	3	3	2	66.67%	1	33.33%
Total	3283	1321	1247	538	43.14%	709	56.86%
04201							
Polling	3247	593	549	280	51.00%	269	49.00%
Absentee	3247	8	7	2	28.57%	5	71.43%
Early Vote	3247	615	555	231	41.62%	324	58.38%
Provisional	3247	3	3	1	33.33%	2	66.67%
Total	3247	1219	1114	514	46.14%	600	53.86%
04401							
Polling	4099	785	744	317	42.61%	427	57.39%
Absentee	4099	40	38	15	39.47%	23	60.53%
Early Vote	4099	1594	1530	488	31.90%	1042	68.10%
Provisional	4099	1	1	0	0.00%	1	100.00%
Total	4099	2420	2313	820	35.45%	1493	64.55%
04405							
Polling	2936	446	406	214	52.71%	192	47.29%
Absentee	2936	59	50	29	58.00%	21	42.00%
Early Vote	2936	900	856	282	32.94%	574	67.06%
Provisional	2936	8	7	4	57.14%	3	42.86%
Total	2936	1413	1319	529	40.11%	790	59.89%
04502							
Polling	4339	727	680	345	50.74%	335	49.26%
Absentee	4339	16	15	5	33.33%	10	66.67%
Early Vote	4339	1074	1011	422	41.74%	589	58.26%
Provisional	4339	10	8	6	75.00%	2	25.00%
Total	4339	1827	1714	778	45.39%	936	54.61%
04504							
Polling	5409	1048	1002	433	43.21%	569	56.79%
Absentee	5409	62	58	25	43.10%	33	56.90%
Early Vote	5409	1988	1922	569	29.60%	1353	70.40%
Provisional	5409	6	6	3	50.00%	3	50.00%
Total	5409	3104	2988	1030	34.47%	1958	65.53%
04602							
Polling	4361	793	757	277	36.59%	480	63.41%
Absentee	4361	70	63	27	42.86%	36	57.14%
Early Vote	4361	1393	1321	428	32.40%	893	67.60%
Provisional	4361	15	15	6	40.00%	9	60.00%
Total	4361	2271	2156	738	34.23%	1418	65.77%
04700							
Polling	3847	663	634	279	44.01%	355	55.99%
Absentee	3847	12	10	4	40.00%	6	60.00%
Early Vote	3847	808	754	336	44.56%	418	55.44%
Provisional	3847	3	3	2	66.67%	1	33.33%
Total	3847	1486	1401	621	44.33%	780	55.67%
04900							
Polling	3576	640	598	231	38.63%	367	61.37%
Absentee	3576	14	13	8	61.54%	5	38.46%
Early Vote	3576	849	792	350	44.19%	442	55.81%
Provisional	3576	3	3	1	33.33%	2	66.67%

RETRIEVED FROM DEMOCRACYDOCKET.COM

Statement of Votes Cast
Shelby County, TN
State and Federal General Election _Municipal Elections
November 6, 2018
SOVC For Jurisdiction Wide, All Counters, All Races
Official Combined Results

MEMPHIS ORDINANCE NO. 5677

	Reg. Voters	Times Counted	Total Votes	For Amendment		Against Amendment	
Total	3576	1506	1406	590	41.96%	816	58.04%
05001							
Polling	1439	235	218	93	42.66%	125	57.34%
Absentee	1439	2	2	1	50.00%	1	50.00%
Early Vote	1439	388	362	172	47.51%	190	52.49%
Provisional	1439	3	3	2	66.67%	1	33.33%
Total	1439	628	585	268	45.81%	317	54.19%
05002							
Polling	2779	363	338	231	68.34%	107	31.66%
Absentee	2779	8	8	1	12.50%	7	87.50%
Early Vote	2779	658	605	284	46.94%	321	53.06%
Provisional	2779	7	5	2	40.00%	3	60.00%
Total	2779	1036	956	518	54.18%	438	45.82%
05201							
Polling	1864	352	327	218	66.67%	109	33.33%
Absentee	1864	11	11	2	18.18%	9	81.82%
Early Vote	1864	424	389	141	36.25%	248	63.75%
Provisional	1864	3	2	2	100.00%	0	0.00%
Total	1864	790	729	363	49.79%	366	50.21%
05301							
Polling	3486	671	619	345	55.74%	274	44.26%
Absentee	3486	12	9	4	44.44%	5	55.56%
Early Vote	3486	632	605	225	37.19%	380	62.81%
Provisional	3486	1	1	0	0.00%	1	100.00%
Total	3486	1316	1234	574	46.52%	660	53.48%
05400							
Polling	4737	862	812	381	46.92%	431	53.08%
Absentee	4737	28	26	13	50.00%	13	50.00%
Early Vote	4737	1247	1153	449	38.94%	704	61.06%
Provisional	4737	4	3	1	33.33%	2	66.67%
Total	4737	2141	1994	844	42.33%	1150	57.67%
05502							
Polling	3391	736	693	286	41.27%	407	58.73%
Absentee	3391	55	52	14	26.92%	38	73.08%
Early Vote	3391	1619	1552	457	29.45%	1095	70.55%
Provisional	3391	3	2	1	50.00%	1	50.00%
Total	3391	2413	2299	758	32.97%	1541	67.03%
05700							
Polling	4632	780	734	272	37.06%	462	62.94%
Absentee	4632	73	64	18	28.13%	46	71.88%
Early Vote	4632	2453	2337	700	29.95%	1637	70.05%
Provisional	4632	2	2	1	50.00%	1	50.00%
Total	4632	3308	3137	991	31.59%	2146	68.41%
05801							
Polling	2977	652	608	299	49.18%	309	50.82%
Absentee	2977	8	8	5	62.50%	3	37.50%
Early Vote	2977	669	638	220	34.48%	418	65.52%
Provisional	2977	9	9	7	77.78%	2	22.22%
Total	2977	1338	1263	531	42.04%	732	57.96%
05804							
Polling	3820	630	589	320	54.33%	269	45.67%
Absentee	3820	11	8	3	37.50%	5	62.50%
Early Vote	3820	691	659	276	41.88%	383	58.12%
Provisional	3820	11	11	6	54.55%	5	45.45%
Total	3820	1343	1267	605	47.75%	662	52.25%
05905							
Polling	3913	791	727	417	57.36%	310	42.64%
Absentee	3913	10	10	7	70.00%	3	30.00%

RETRIEVED FROM DEMOCRACYDOCKET.COM

Statement of Votes Cast
Shelby County, TN
State and Federal General Election _Municipal Elections
November 6, 2018
SOVC For Jurisdiction Wide, All Counters, All Races
Official Combined Results

MEMPHIS ORDINANCE NO. 5677

	Reg. Voters	Times Counted	Total Votes	For Amendment		Against Amendment	
Early Vote	3913	892	836	366	43.78%	470	56.22%
Provisional	3913	3	2	1	50.00%	1	50.00%
Total	3913	1696	1575	791	50.22%	784	49.78%
06003							
Polling	2379	492	453	214	47.24%	239	52.76%
Absentee	2379	14	12	9	75.00%	3	25.00%
Early Vote	2379	624	584	260	44.52%	324	55.48%
Provisional	2379	4	4	1	25.00%	3	75.00%
Total	2379	1134	1053	484	45.96%	569	54.04%
06005							
Polling	1722	307	282	172	60.99%	110	39.01%
Absentee	1722	2	1	0	0.00%	1	100.00%
Early Vote	1722	341	329	176	53.50%	153	46.50%
Provisional	1722	1	1	1	100.00%	0	0.00%
Total	1722	651	613	349	56.93%	264	43.07%
06006							
Polling	2206	410	393	180	45.80%	213	54.20%
Absentee	2206	15	15	8	53.33%	7	46.67%
Early Vote	2206	451	428	189	44.16%	239	55.84%
Provisional	2206	2	1	1	100.00%	0	0.00%
Total	2206	878	837	378	45.16%	459	54.84%
06007							
Polling	4343	848	800	400	50.00%	400	50.00%
Absentee	4343	10	10	3	30.00%	7	70.00%
Early Vote	4343	1052	1011	497	49.16%	514	50.84%
Provisional	4343	8	8	6	75.00%	2	25.00%
Total	4343	1918	1829	906	49.54%	923	50.46%
06009							
Polling	2713	443	406	284	69.95%	122	30.05%
Absentee	2713	8	8	7	87.50%	1	12.50%
Early Vote	2713	541	508	249	49.02%	259	50.98%
Provisional	2713	2	1	1	100.00%	0	0.00%
Total	2713	994	923	541	58.61%	382	41.39%
06100							
Polling	2252	439	414	212	51.21%	202	48.79%
Absentee	2252	7	6	2	33.33%	4	66.67%
Early Vote	2252	404	383	207	54.05%	176	45.95%
Provisional	2252	0	0	0	-	0	-
Total	2252	850	803	421	52.43%	382	47.57%
06200							
Polling	2237	343	314	170	54.14%	144	45.86%
Absentee	2237	9	7	0	0.00%	7	100.00%
Early Vote	2237	344	319	147	46.08%	172	53.92%
Provisional	2237	4	4	3	75.00%	1	25.00%
Total	2237	700	644	320	49.69%	324	50.31%
06400							
Polling	3341	702	666	266	39.94%	400	60.06%
Absentee	3341	49	47	14	29.79%	33	70.21%
Early Vote	3341	1458	1393	401	28.79%	992	71.21%
Provisional	3341	6	6	2	33.33%	4	66.67%
Total	3341	2215	2112	683	32.34%	1429	67.66%
06600							
Polling	4230	791	743	361	48.59%	382	51.41%
Absentee	4230	20	19	6	31.58%	13	68.42%
Early Vote	4230	1337	1274	473	37.13%	801	62.87%
Provisional	4230	6	6	4	66.67%	2	33.33%
Total	4230	2154	2042	844	41.33%	1198	58.67%
06701							

RETRIEVED FROM DEMOCRACYDOCKET.COM

Statement of Votes Cast
Shelby County, TN
State and Federal General Election _Municipal Elections
November 6, 2018
SOVC For Jurisdiction Wide, All Counters, All Races
Official Combined Results

MEMPHIS ORDINANCE NO. 5677

	Reg. Voters	Times Counted	Total Votes	For Amendment		Against Amendment	
Polling	3458	757	695	328	47.19%	367	52.81%
Absentee	3458	19	15	5	33.33%	10	66.67%
Early Vote	3458	1227	1184	405	34.21%	779	65.79%
Provisional	3458	9	7	3	42.86%	4	57.14%
Total	3458	2012	1901	741	38.98%	1160	61.02%
06703							
Polling	2151	494	466	186	39.91%	280	60.09%
Absentee	2151	15	14	5	35.71%	9	64.29%
Early Vote	2151	910	870	265	30.46%	605	69.54%
Provisional	2151	7	7	2	28.57%	5	71.43%
Total	2151	1426	1357	458	33.75%	899	66.25%
06801							
Polling	2423	596	571	265	46.41%	306	53.59%
Absentee	2423	62	41	25	60.98%	16	39.02%
Early Vote	2423	896	862	269	31.21%	593	68.79%
Provisional	2423	3	2	1	50.00%	1	50.00%
Total	2423	1557	1476	560	37.94%	916	62.06%
06803							
Polling	3294	644	613	282	46.00%	331	54.00%
Absentee	3294	60	54	25	46.30%	29	53.70%
Early Vote	3294	1431	1372	408	29.74%	964	70.26%
Provisional	3294	13	13	8	61.54%	5	38.46%
Total	3294	2148	2052	723	35.23%	1329	64.77%
06902							
Polling	2026	311	293	171	58.36%	122	41.64%
Absentee	2026	5	5	3	60.00%	2	40.00%
Early Vote	2026	276	262	118	45.04%	144	54.96%
Provisional	2026	10	9	6	66.67%	3	33.33%
Total	2026	602	569	298	52.37%	271	47.63%
07001							
Polling	3295	479	448	283	63.17%	165	36.83%
Absentee	3295	8	8	3	37.50%	5	62.50%
Early Vote	3295	673	630	273	43.33%	357	56.67%
Provisional	3295	1	1	1	100.00%	0	0.00%
Total	3295	1161	1087	560	51.52%	527	48.48%
07002							
Polling	3266	464	445	194	43.60%	251	56.40%
Absentee	3266	11	11	1	9.09%	10	90.91%
Early Vote	3266	536	500	228	45.60%	272	54.40%
Provisional	3266	1	1	1	100.00%	0	0.00%
Total	3266	1012	957	424	44.31%	533	55.69%
07104							
Polling	5301	770	725	361	49.79%	364	50.21%
Absentee	5301	7	7	4	57.14%	3	42.86%
Early Vote	5301	1242	1190	531	44.62%	659	55.38%
Provisional	5301	8	4	3	75.00%	1	25.00%
Total	5301	2027	1926	899	46.68%	1027	53.32%
07203							
Polling	3883	636	583	312	53.52%	271	46.48%
Absentee	3883	6	6	2	33.33%	4	66.67%
Early Vote	3883	910	859	364	42.37%	495	57.63%
Provisional	3883	5	4	2	50.00%	2	50.00%
Total	3883	1557	1452	680	46.83%	772	53.17%
07207							
Polling	3141	520	498	253	50.80%	245	49.20%
Absentee	3141	12	11	6	54.55%	5	45.45%
Early Vote	3141	960	924	349	37.77%	575	62.23%
Provisional	3141	6	6	3	50.00%	3	50.00%

RETRIEVED FROM DEMOCRACYDOCKET.COM

Statement of Votes Cast
Shelby County, TN
State and Federal General Election _Municipal Elections
November 6, 2018
SOVC For Jurisdiction Wide, All Counters, All Races
Official Combined Results

MEMPHIS ORDINANCE NO. 5677

	Reg. Voters	Times Counted	Total Votes	For Amendment		Against Amendment	
Total	3141	1498	1439	611	42.46%	828	57.54%
07301							
Polling	2301	281	270	162	60.00%	108	40.00%
Absentee	2301	20	18	15	83.33%	3	16.67%
Early Vote	2301	345	329	172	52.28%	157	47.72%
Provisional	2301	2	2	1	50.00%	1	50.00%
Total	2301	648	619	350	56.54%	269	43.46%
07303							
Polling	3684	585	552	348	63.04%	204	36.96%
Absentee	3684	7	7	2	28.57%	5	71.43%
Early Vote	3684	817	775	383	49.42%	392	50.58%
Provisional	3684	8	7	3	42.86%	4	57.14%
Total	3684	1417	1341	736	54.88%	605	45.12%
07401							
Polling	4325	648	618	409	66.18%	209	33.82%
Absentee	4325	10	9	5	55.56%	4	44.44%
Early Vote	4325	1097	1054	526	49.91%	528	50.09%
Provisional	4325	1	1	0	0.00%	1	100.00%
Total	4325	1756	1682	940	55.89%	742	44.11%
07402							
Polling	3977	594	563	411	73.00%	152	27.00%
Absentee	3977	13	12	7	58.33%	5	41.67%
Early Vote	3977	1179	1127	570	50.58%	557	49.42%
Provisional	3977	8	7	6	85.71%	1	14.29%
Total	3977	1794	1709	994	58.16%	715	41.84%
07405							
Polling	2970	506	480	308	64.17%	172	35.83%
Absentee	2970	9	9	2	22.22%	7	77.78%
Early Vote	2970	828	786	372	47.33%	414	52.67%
Provisional	2970	5	3	1	33.33%	2	66.67%
Total	2970	1348	1278	683	53.44%	595	46.56%
07409							
Polling	2968	484	459	300	65.36%	159	34.64%
Absentee	2968	3	3	0	0.00%	3	100.00%
Early Vote	2968	612	592	325	54.90%	267	45.10%
Provisional	2968	8	8	3	37.50%	5	62.50%
Total	2968	1107	1062	628	59.13%	434	40.87%
07501							
Polling	2511	358	333	174	52.25%	159	47.75%
Absentee	2511	11	7	3	42.86%	4	57.14%
Early Vote	2511	688	630	314	49.84%	316	50.16%
Provisional	2511	2	2	2	100.00%	0	0.00%
Total	2511	1059	972	493	50.72%	479	49.28%
07506							
Polling	4668	781	737	451	61.19%	286	38.81%
Absentee	4668	10	8	2	25.00%	6	75.00%
Early Vote	4668	1387	1308	544	41.59%	764	58.41%
Provisional	4668	6	6	2	33.33%	4	66.67%
Total	4668	2184	2059	999	48.52%	1060	51.48%
07507							
Polling	4265	648	612	392	64.05%	220	35.95%
Absentee	4265	17	16	8	50.00%	8	50.00%
Early Vote	4265	1107	1002	527	52.59%	475	47.41%
Provisional	4265	0	0	0	-	0	-
Total	4265	1772	1630	927	56.87%	703	43.13%
07511							
Polling	3998	682	643	354	55.05%	289	44.95%
Absentee	3998	21	16	7	43.75%	9	56.25%

RETRIEVED FROM DEMOCRACYDOCKET.COM

Statement of Votes Cast
Shelby County, TN
State and Federal General Election _Municipal Elections
November 6, 2018
SOVC For Jurisdiction Wide, All Counters, All Races
Official Combined Results

MEMPHIS ORDINANCE NO. 5677

	Reg. Voters	Times Counted	Total Votes	For Amendment		Against Amendment	
Early Vote	3998	1405	1352	605	44.75%	747	55.25%
Provisional	3998	5	5	1	20.00%	4	80.00%
Total	3998	2113	2016	967	47.97%	1049	52.03%
07604							
Polling	2705	474	453	268	59.16%	185	40.84%
Absentee	2705	12	12	4	33.33%	8	66.67%
Early Vote	2705	950	909	427	46.97%	482	53.03%
Provisional	2705	3	2	2	100.00%	0	0.00%
Total	2705	1439	1376	701	50.94%	675	49.06%
07605							
Polling	2560	351	330	183	55.45%	147	44.55%
Absentee	2560	6	6	1	16.67%	5	83.33%
Early Vote	2560	753	688	323	46.95%	365	53.05%
Provisional	2560	7	7	6	85.71%	1	14.29%
Total	2560	1117	1031	513	49.76%	518	50.24%
07606							
Polling	3910	620	578	383	66.26%	195	33.74%
Absentee	3910	17	17	8	47.06%	9	52.94%
Early Vote	3910	1191	1136	538	47.36%	598	52.64%
Provisional	3910	2	2	1	50.00%	1	50.00%
Total	3910	1830	1733	930	53.66%	803	46.34%
07701							
Polling	3935	576	545	354	64.95%	191	35.05%
Absentee	3935	17	17	8	47.06%	9	52.94%
Early Vote	3935	1434	1355	594	43.84%	761	56.16%
Provisional	3935	2	1	1	100.00%	0	0.00%
Total	3935	2029	1918	957	49.90%	961	50.10%
07703							
Polling	3193	432	407	237	58.23%	170	41.77%
Absentee	3193	23	21	9	42.86%	12	57.14%
Early Vote	3193	996	957	483	50.47%	474	49.53%
Provisional	3193	3	2	0	0.00%	2	100.00%
Total	3193	1454	1387	729	52.56%	658	47.44%
07803							
Polling	4069	488	465	312	67.10%	153	32.90%
Absentee	4069	15	13	7	53.85%	6	46.15%
Early Vote	4069	1090	1030	505	49.03%	525	50.97%
Provisional	4069	7	6	4	66.67%	2	33.33%
Total	4069	1600	1514	828	54.69%	686	45.31%
07901							
Polling	5290	683	645	371	57.52%	274	42.48%
Absentee	5290	82	74	51	68.92%	23	31.08%
Early Vote	5290	1296	1228	620	50.49%	608	49.51%
Provisional	5290	13	12	6	50.00%	6	50.00%
Total	5290	2074	1959	1048	53.50%	911	46.50%
07902							
Polling	3020	524	503	225	44.73%	278	55.27%
Absentee	3020	15	15	6	40.00%	9	60.00%
Early Vote	3020	1114	1071	512	47.81%	559	52.19%
Provisional	3020	5	4	1	25.00%	3	75.00%
Total	3020	1658	1593	744	46.70%	849	53.30%
07903							
Polling	3891	718	683	403	59.00%	280	41.00%
Absentee	3891	11	11	4	36.36%	7	63.64%
Early Vote	3891	1128	1076	501	46.56%	575	53.44%
Provisional	3891	2	2	1	50.00%	1	50.00%
Total	3891	1859	1772	909	51.30%	863	48.70%
07907							

RETRIEVED FROM DEMOCRACYDOCKET.COM

Statement of Votes Cast
Shelby County, TN
State and Federal General Election _Municipal Elections
November 6, 2018
SOVC For Jurisdiction Wide, All Counters, All Races
Official Combined Results

MEMPHIS ORDINANCE NO. 5677

	Reg. Voters	Times Counted	Total Votes	For Amendment		Against Amendment	
Polling	2602	394	383	189	49.35%	194	50.65%
Absentee	2602	5	5	3	60.00%	2	40.00%
Early Vote	2602	793	760	356	46.84%	404	53.16%
Provisional	2602	2	1	1	100.00%	0	0.00%
Total	2602	1194	1149	549	47.78%	600	52.22%
08002							
Polling	3892	684	660	287	43.48%	373	56.52%
Absentee	3892	98	88	30	34.09%	58	65.91%
Early Vote	3892	1594	1510	510	33.77%	1000	66.23%
Provisional	3892	20	17	7	41.18%	10	58.82%
Total	3892	2396	2275	834	36.66%	1441	63.34%
08101							
Polling	3654	633	603	274	45.44%	329	54.56%
Absentee	3654	65	57	24	42.11%	33	57.89%
Early Vote	3654	1420	1358	501	36.89%	857	63.11%
Provisional	3654	4	4	1	25.00%	3	75.00%
Total	3654	2122	2022	800	39.56%	1222	60.44%
08103							
Polling	3243	634	595	258	43.36%	337	56.64%
Absentee	3243	50	47	24	51.06%	23	48.94%
Early Vote	3243	1460	1406	477	33.93%	929	66.07%
Provisional	3243	1	0	0	-	0	-
Total	3243	2145	2048	759	37.06%	1289	62.94%
08105							
Polling	2960	566	535	314	58.69%	221	41.31%
Absentee	2960	53	42	27	64.29%	15	35.71%
Early Vote	2960	958	922	419	45.44%	503	54.56%
Provisional	2960	6	5	3	60.00%	2	40.00%
Total	2960	1583	1504	763	50.73%	741	49.27%
08107							
Polling	5186	1051	992	518	52.22%	474	47.78%
Absentee	5186	50	43	20	46.51%	23	53.49%
Early Vote	5186	1555	1491	557	37.36%	934	62.64%
Provisional	5186	3	3	2	66.67%	1	33.33%
Total	5186	2659	2529	1097	43.38%	1432	56.62%
08202							
Polling	1064	224	207	108	52.17%	99	47.83%
Absentee	1064	3	3	1	33.33%	2	66.67%
Early Vote	1064	310	298	147	49.33%	151	50.67%
Provisional	1064	5	5	4	80.00%	1	20.00%
Total	1064	542	513	260	50.68%	253	49.32%
08300							
Polling	1501	227	213	123	57.75%	90	42.25%
Absentee	1501	2	2	0	0.00%	2	100.00%
Early Vote	1501	290	275	129	46.91%	146	53.09%
Provisional	1501	0	0	0	-	0	-
Total	1501	519	490	252	51.43%	238	48.57%
08402							
Polling	1062	191	185	114	61.62%	71	38.38%
Absentee	1062	2	2	0	0.00%	2	100.00%
Early Vote	1062	317	302	118	39.07%	184	60.93%
Provisional	1062	3	3	3	100.00%	0	0.00%
Total	1062	513	492	235	47.76%	257	52.24%
08600							
Polling	4282	629	611	339	55.48%	272	44.52%
Absentee	4282	26	25	11	44.00%	14	56.00%
Early Vote	4282	1342	1273	553	43.44%	720	56.56%
Provisional	4282	5	4	1	25.00%	3	75.00%

RETRIEVED FROM DEMOCRACYDOCKET.COM

Statement of Votes Cast
Shelby County, TN
State and Federal General Election _Municipal Elections
November 6, 2018
SOVC For Jurisdiction Wide, All Counters, All Races
Official Combined Results

	MEMPHIS ORDINANCE NO. 5677						
	Reg. Voters	Times Counted	Total Votes	For Amendment		Against Amendment	
Total	4282	2002	1913	904	47.26%	1009	52.74%
08702							
Polling	46	5	5	3	60.00%	2	40.00%
Absentee	46	1	1	1	100.00%	0	0.00%
Early Vote	46	31	28	13	46.43%	15	53.57%
Provisional	46	1	0	0	-	0	-
Total	46	38	34	17	50.00%	17	50.00%
08703							
Polling	4707	834	794	443	55.79%	351	44.21%
Absentee	4707	17	13	10	76.92%	3	23.08%
Early Vote	4707	1516	1425	623	43.72%	802	56.28%
Provisional	4707	8	8	4	50.00%	4	50.00%
Total	4707	2375	2240	1080	48.21%	1160	51.79%
08704							
Polling	8	3	3	3	100.00%	0	0.00%
Absentee	8	1	1	1	100.00%	0	0.00%
Early Vote	8	0	0	0	-	0	-
Provisional	8	0	0	0	-	0	-
Total	8	4	4	4	100.00%	0	0.00%
08802							
Polling	1798	393	368	190	51.63%	178	48.37%
Absentee	1798	13	11	7	63.64%	4	36.36%
Early Vote	1798	559	537	227	42.27%	310	57.73%
Provisional	1798	1	1	1	100.00%	0	0.00%
Total	1798	966	917	425	46.35%	492	53.65%
08803							
Polling	4812	710	672	447	66.52%	225	33.48%
Absentee	4812	19	17	8	47.06%	9	52.94%
Early Vote	4812	844	807	399	49.44%	408	50.56%
Provisional	4812	6	6	5	83.33%	1	16.67%
Total	4812	1579	1502	859	57.19%	643	42.81%
08804							
Polling	2353	367	349	221	63.32%	128	36.68%
Absentee	2353	6	5	1	20.00%	4	80.00%
Early Vote	2353	463	433	227	52.42%	206	47.58%
Provisional	2353	3	3	3	100.00%	0	0.00%
Total	2353	839	790	452	57.22%	338	42.78%
08901							
Polling	2588	449	427	277	64.87%	150	35.13%
Absentee	2588	14	13	6	46.15%	7	53.85%
Early Vote	2588	555	522	271	51.92%	251	48.08%
Provisional	2588	16	14	10	71.43%	4	28.57%
Total	2588	1034	976	564	57.79%	412	42.21%
08902							
Polling	3379	760	725	469	64.69%	256	35.31%
Absentee	3379	10	10	4	40.00%	6	60.00%
Early Vote	3379	654	625	320	51.20%	305	48.80%
Provisional	3379	16	16	9	56.25%	7	43.75%
Total	3379	1440	1376	802	58.28%	574	41.72%
09002							
Polling	4404	676	643	398	61.90%	245	38.10%
Absentee	4404	11	9	7	77.78%	2	22.22%
Early Vote	4404	905	860	379	44.07%	481	55.93%
Provisional	4404	8	7	5	71.43%	2	28.57%
Total	4404	1600	1519	789	51.94%	730	48.06%
09003							
Polling	3314	565	524	279	53.24%	245	46.76%
Absentee	3314	12	10	5	50.00%	5	50.00%

RETRIEVED FROM DEMOCRACYDOCKET.COM

Statement of Votes Cast
Shelby County, TN
State and Federal General Election _Municipal Elections
November 6, 2018
SOVC For Jurisdiction Wide, All Counters, All Races
Official Combined Results

	MEMPHIS ORDINANCE NO. 5677						
	Reg. Voters	Times Counted	Total Votes	For Amendment		Against Amendment	
Early Vote	3314	904	858	350	40.79%	508	59.21%
Provisional	3314	1	1	0	0.00%	1	100.00%
Total	3314	1482	1393	634	45.51%	759	54.49%
09101							
Polling	4930	802	760	464	61.05%	296	38.95%
Absentee	4930	65	51	29	56.86%	22	43.14%
Early Vote	4930	1724	1631	846	51.87%	785	48.13%
Provisional	4930	16	15	11	73.33%	4	26.67%
Total	4930	2607	2457	1350	54.95%	1107	45.05%
09102							
Polling	4410	754	721	438	60.75%	283	39.25%
Absentee	4410	65	55	30	54.55%	25	45.45%
Early Vote	4410	1573	1504	714	47.47%	790	52.53%
Provisional	4410	7	6	5	83.33%	1	16.67%
Total	4410	2399	2286	1187	51.92%	1099	48.08%
09104							
Polling	4450	848	803	453	56.41%	350	43.59%
Absentee	4450	26	26	6	23.08%	20	76.92%
Early Vote	4450	1635	1552	718	46.26%	834	53.74%
Provisional	4450	8	8	6	75.00%	2	25.00%
Total	4450	2517	2389	1183	49.52%	1206	50.48%
09201							
Polling	1634	273	253	160	63.24%	93	36.76%
Absentee	1634	1	0	0	-	0	-
Early Vote	1634	368	353	165	46.74%	188	53.26%
Provisional	1634	4	3	1	33.33%	2	66.67%
Total	1634	646	609	326	53.53%	283	46.47%
09301							
Polling	3545	563	545	380	69.72%	165	30.28%
Absentee	3545	2	2	0	0.00%	2	100.00%
Early Vote	3545	675	648	339	52.31%	309	47.69%
Provisional	3545	3	3	2	66.67%	1	33.33%
Total	3545	1243	1198	721	60.18%	477	39.82%
09303							
Polling	3179	367	347	235	67.72%	112	32.28%
Absentee	3179	123	101	36	35.64%	65	64.36%
Early Vote	3179	542	505	244	48.32%	261	51.68%
Provisional	3179	5	5	4	80.00%	1	20.00%
Total	3179	1037	958	519	54.18%	439	45.82%
09403							
Polling	4463	751	726	474	65.29%	252	34.71%
Absentee	4463	19	14	7	50.00%	7	50.00%
Early Vote	4463	1234	1185	546	46.08%	639	53.92%
Provisional	4463	7	7	5	71.43%	2	28.57%
Total	4463	2011	1932	1032	53.42%	900	46.58%
09406							
Polling	2437	515	489	324	66.26%	165	33.74%
Absentee	2437	5	5	5	100.00%	0	0.00%
Early Vote	2437	555	532	268	50.38%	264	49.62%
Provisional	2437	5	3	0	0.00%	3	100.00%
Total	2437	1080	1029	597	58.02%	432	41.98%
09407							
Polling	5534	1000	963	556	57.74%	407	42.26%
Absentee	5534	16	16	7	43.75%	9	56.25%
Early Vote	5534	1176	1130	550	48.67%	580	51.33%
Provisional	5534	0	0	0	-	0	-
Total	5534	2192	2109	1113	52.77%	996	47.23%
09408							

RETRIEVED FROM DEMOCRACYDOCKET.COM

Statement of Votes Cast
Shelby County, TN
State and Federal General Election _Municipal Elections
November 6, 2018
SOVC For Jurisdiction Wide, All Counters, All Races
Official Combined Results

MEMPHIS ORDINANCE NO. 5677

	Reg. Voters	Times Counted	Total Votes	For Amendment		Against Amendment	
Polling	3276	666	637	363	56.99%	274	43.01%
Absentee	3276	14	14	6	42.86%	8	57.14%
Early Vote	3276	1079	1035	481	46.47%	554	53.53%
Provisional	3276	3	3	1	33.33%	2	66.67%
Total	3276	1762	1689	851	50.38%	838	49.62%
09501							
Polling	4147	881	840	517	61.55%	323	38.45%
Absentee	4147	21	19	13	68.42%	6	31.58%
Early Vote	4147	1177	1120	568	50.71%	552	49.29%
Provisional	4147	8	8	4	50.00%	4	50.00%
Total	4147	2087	1987	1102	55.46%	885	44.54%
09505							
Polling	3166	679	645	369	57.21%	276	42.79%
Absentee	3166	22	19	7	36.84%	12	63.16%
Early Vote	3166	1140	1084	521	48.06%	563	51.94%
Provisional	3166	18	18	14	77.78%	4	22.22%
Total	3166	1859	1766	911	51.59%	855	48.41%
09506							
Polling	3088	503	482	314	65.15%	168	34.85%
Absentee	3088	18	16	4	25.00%	12	75.00%
Early Vote	3088	1025	967	463	47.88%	504	52.12%
Provisional	3088	5	5	0	0.00%	5	100.00%
Total	3088	1551	1470	781	53.13%	689	46.87%
09507							
Polling	2886	517	490	322	65.71%	168	34.29%
Absentee	2886	15	14	4	28.57%	10	71.43%
Early Vote	2886	895	853	445	52.17%	408	47.83%
Provisional	2886	6	6	3	50.00%	3	50.00%
Total	2886	1433	1363	774	56.79%	589	43.21%
09508							
Polling	4475	720	676	403	59.62%	273	40.38%
Absentee	4475	32	29	18	62.07%	11	37.93%
Early Vote	4475	1816	1741	926	53.19%	815	46.81%
Provisional	4475	8	7	3	42.86%	4	57.14%
Total	4475	2576	2453	1350	55.03%	1103	44.97%
09601							
Polling	3577	691	664	438	65.96%	226	34.04%
Absentee	3577	15	14	7	50.00%	7	50.00%
Early Vote	3577	1118	1069	589	55.10%	480	44.90%
Provisional	3577	3	2	0	0.00%	2	100.00%
Total	3577	1827	1749	1034	59.12%	715	40.88%
09602							
Polling	4305	825	788	466	59.14%	322	40.86%
Absentee	4305	31	30	18	60.00%	12	40.00%
Early Vote	4305	1433	1356	655	48.30%	701	51.70%
Provisional	4305	11	10	5	50.00%	5	50.00%
Total	4305	2300	2184	1144	52.38%	1040	47.62%
ARL01							
Polling	-	-	-	-	-	-	-
Absentee	-	-	-	-	-	-	-
Early Vote	-	-	-	-	-	-	-
Provisional	-	-	-	-	-	-	-
Total	-	-	-	-	-	-	-
ARL02							
Polling	-	-	-	-	-	-	-
Absentee	-	-	-	-	-	-	-
Early Vote	-	-	-	-	-	-	-
Provisional	-	-	-	-	-	-	-

RETRIEVED FROM DEMOCRACYDOCKET.COM

Statement of Votes Cast
Shelby County, TN
State and Federal General Election _Municipal Elections
November 6, 2018
SOVC For Jurisdiction Wide, All Counters, All Races
Official Combined Results

	MEMPHIS ORDINANCE NO. 5677					
	Reg. Voters	Times Counted	Total Votes	For Amendment	Against Amendment	
Total	-	-	-	-	-	-
BAR03						
Polling	-	-	-	-	-	-
Absentee	-	-	-	-	-	-
Early Vote	-	-	-	-	-	-
Provisional	-	-	-	-	-	-
Total	-	-	-	-	-	-
BAR04						
Polling	-	-	-	-	-	-
Absentee	-	-	-	-	-	-
Early Vote	-	-	-	-	-	-
Provisional	-	-	-	-	-	-
Total	-	-	-	-	-	-
BAR05						
Polling	-	-	-	-	-	-
Absentee	-	-	-	-	-	-
Early Vote	-	-	-	-	-	-
Provisional	-	-	-	-	-	-
Total	-	-	-	-	-	-
BAR06						
Polling	-	-	-	-	-	-
Absentee	-	-	-	-	-	-
Early Vote	-	-	-	-	-	-
Provisional	-	-	-	-	-	-
Total	-	-	-	-	-	-
BAR08						
Polling	-	-	-	-	-	-
Absentee	-	-	-	-	-	-
Early Vote	-	-	-	-	-	-
Provisional	-	-	-	-	-	-
Total	-	-	-	-	-	-
BAR09						
Polling	-	-	-	-	-	-
Absentee	-	-	-	-	-	-
Early Vote	-	-	-	-	-	-
Provisional	-	-	-	-	-	-
Total	-	-	-	-	-	-
BAR11						
Polling	-	-	-	-	-	-
Absentee	-	-	-	-	-	-
Early Vote	-	-	-	-	-	-
Provisional	-	-	-	-	-	-
Total	-	-	-	-	-	-
BAR13						
Polling	-	-	-	-	-	-
Absentee	-	-	-	-	-	-
Early Vote	-	-	-	-	-	-
Provisional	-	-	-	-	-	-
Total	-	-	-	-	-	-
BRU01						
Polling	-	-	-	-	-	-
Absentee	-	-	-	-	-	-
Early Vote	-	-	-	-	-	-
Provisional	-	-	-	-	-	-
Total	-	-	-	-	-	-
BRU02						
Polling	-	-	-	-	-	-
Absentee	-	-	-	-	-	-

RETRIEVED FROM DEMOCRACYDOCKET.COM

Statement of Votes Cast
Shelby County, TN
State and Federal General Election _Municipal Elections
November 6, 2018
SOVC For Jurisdiction Wide, All Counters, All Races
Official Combined Results

	MEMPHIS ORDINANCE NO. 5677					
	Reg. Voters	Times Counted	Total Votes	For Amendment	Against Amendment	
Early Vote	-	-	-	-	-	-
Provisional	-	-	-	-	-	-
Total	-	-	-	-	-	-
COL01						
Polling	-	-	-	-	-	-
Absentee	-	-	-	-	-	-
Early Vote	-	-	-	-	-	-
Provisional	-	-	-	-	-	-
Total	-	-	-	-	-	-
COL02						
Polling	-	-	-	-	-	-
Absentee	-	-	-	-	-	-
Early Vote	-	-	-	-	-	-
Provisional	-	-	-	-	-	-
Total	-	-	-	-	-	-
COL03						
Polling	-	-	-	-	-	-
Absentee	-	-	-	-	-	-
Early Vote	-	-	-	-	-	-
Provisional	-	-	-	-	-	-
Total	-	-	-	-	-	-
COL04						
Polling	-	-	-	-	-	-
Absentee	-	-	-	-	-	-
Early Vote	-	-	-	-	-	-
Provisional	-	-	-	-	-	-
Total	-	-	-	-	-	-
COL05						
Polling	-	-	-	-	-	-
Absentee	-	-	-	-	-	-
Early Vote	-	-	-	-	-	-
Provisional	-	-	-	-	-	-
Total	-	-	-	-	-	-
COL06						
Polling	-	-	-	-	-	-
Absentee	-	-	-	-	-	-
Early Vote	-	-	-	-	-	-
Provisional	-	-	-	-	-	-
Total	-	-	-	-	-	-
COL07						
Polling	-	-	-	-	-	-
Absentee	-	-	-	-	-	-
Early Vote	-	-	-	-	-	-
Provisional	-	-	-	-	-	-
Total	-	-	-	-	-	-
COL08						
Polling	-	-	-	-	-	-
Absentee	-	-	-	-	-	-
Early Vote	-	-	-	-	-	-
Provisional	-	-	-	-	-	-
Total	-	-	-	-	-	-
COL09						
Polling	-	-	-	-	-	-
Absentee	-	-	-	-	-	-
Early Vote	-	-	-	-	-	-
Provisional	-	-	-	-	-	-
Total	-	-	-	-	-	-
COR03						

RETRIEVED FROM DEMOCRACYDOCKET.COM

Statement of Votes Cast
Shelby County, TN
State and Federal General Election _Municipal Elections
November 6, 2018
SOVC For Jurisdiction Wide, All Counters, All Races
Official Combined Results

MEMPHIS ORDINANCE NO. 5677

	Reg. Voters	Times Counted	Total Votes	For Amendment		Against Amendment	
Polling	1463	376	349	190	54.44%	159	45.56%
Absentee	1463	8	8	3	37.50%	5	62.50%
Early Vote	1463	551	532	251	47.18%	281	52.82%
Provisional	1463	3	3	1	33.33%	2	66.67%
Total	1463	938	892	445	49.89%	447	50.11%
COR04							
Polling	-	-	-	-	-	-	-
Absentee	-	-	-	-	-	-	-
Early Vote	-	-	-	-	-	-	-
Provisional	-	-	-	-	-	-	-
Total	-	-	-	-	-	-	-
COR05							
Polling	-	-	-	-	-	-	-
Absentee	-	-	-	-	-	-	-
Early Vote	-	-	-	-	-	-	-
Provisional	-	-	-	-	-	-	-
Total	-	-	-	-	-	-	-
EAD00							
Polling	116	23	17	10	58.82%	7	41.18%
Absentee	116	1	1	0	0.00%	1	100.00%
Early Vote	116	53	47	27	57.45%	20	42.55%
Provisional	116	0	0	0	-	0	-
Total	116	77	65	37	56.92%	28	43.08%
FOR01							
Polling	1450	264	249	140	56.22%	109	43.78%
Absentee	1450	14	12	9	75.00%	3	25.00%
Early Vote	1450	534	502	245	48.80%	257	51.20%
Provisional	1450	2	2	1	50.00%	1	50.00%
Total	1450	814	765	395	51.63%	370	48.37%
FOR02							
Polling	-	-	-	-	-	-	-
Absentee	-	-	-	-	-	-	-
Early Vote	-	-	-	-	-	-	-
Provisional	-	-	-	-	-	-	-
Total	-	-	-	-	-	-	-
FOR03							
Polling	-	-	-	-	-	-	-
Absentee	-	-	-	-	-	-	-
Early Vote	-	-	-	-	-	-	-
Provisional	-	-	-	-	-	-	-
Total	-	-	-	-	-	-	-
GER02							
Polling	-	-	-	-	-	-	-
Absentee	-	-	-	-	-	-	-
Early Vote	-	-	-	-	-	-	-
Provisional	-	-	-	-	-	-	-
Total	-	-	-	-	-	-	-
GER03							
Polling	-	-	-	-	-	-	-
Absentee	-	-	-	-	-	-	-
Early Vote	-	-	-	-	-	-	-
Provisional	-	-	-	-	-	-	-
Total	-	-	-	-	-	-	-
GER04							
Polling	-	-	-	-	-	-	-
Absentee	-	-	-	-	-	-	-
Early Vote	-	-	-	-	-	-	-
Provisional	-	-	-	-	-	-	-

RETRIEVED FROM DEMOCRACYDOCKET.COM

Statement of Votes Cast
Shelby County, TN
State and Federal General Election _Municipal Elections
November 6, 2018
SOVC For Jurisdiction Wide, All Counters, All Races
Official Combined Results

	MEMPHIS ORDINANCE NO. 5677						
	Reg. Voters	Times Counted	Total Votes	For Amendment		Against Amendment	
Total	-	-	-	-	-	-	-
GER05							
Polling	-	-	-	-	-	-	-
Absentee	-	-	-	-	-	-	-
Early Vote	-	-	-	-	-	-	-
Provisional	-	-	-	-	-	-	-
Total	-	-	-	-	-	-	-
GER06							
Polling	650	177	168	121	72.02%	47	27.98%
Absentee	650	22	17	9	52.94%	8	47.06%
Early Vote	650	461	434	228	52.53%	206	47.47%
Provisional	650	2	2	1	50.00%	1	50.00%
Total	650	662	621	359	57.81%	262	42.19%
GER08							
Polling	-	-	-	-	-	-	-
Absentee	-	-	-	-	-	-	-
Early Vote	-	-	-	-	-	-	-
Provisional	-	-	-	-	-	-	-
Total	-	-	-	-	-	-	-
GER10							
Polling	-	-	-	-	-	-	-
Absentee	-	-	-	-	-	-	-
Early Vote	-	-	-	-	-	-	-
Provisional	-	-	-	-	-	-	-
Total	-	-	-	-	-	-	-
GER11							
Polling	-	-	-	-	-	-	-
Absentee	-	-	-	-	-	-	-
Early Vote	-	-	-	-	-	-	-
Provisional	-	-	-	-	-	-	-
Total	-	-	-	-	-	-	-
GER12							
Polling	-	-	-	-	-	-	-
Absentee	-	-	-	-	-	-	-
Early Vote	-	-	-	-	-	-	-
Provisional	-	-	-	-	-	-	-
Total	-	-	-	-	-	-	-
LAK01							
Polling	-	-	-	-	-	-	-
Absentee	-	-	-	-	-	-	-
Early Vote	-	-	-	-	-	-	-
Provisional	-	-	-	-	-	-	-
Total	-	-	-	-	-	-	-
LAK02							
Polling	-	-	-	-	-	-	-
Absentee	-	-	-	-	-	-	-
Early Vote	-	-	-	-	-	-	-
Provisional	-	-	-	-	-	-	-
Total	-	-	-	-	-	-	-
LUC01							
Polling	-	-	-	-	-	-	-
Absentee	-	-	-	-	-	-	-
Early Vote	-	-	-	-	-	-	-
Provisional	-	-	-	-	-	-	-
Total	-	-	-	-	-	-	-
LUC03							
Polling	-	-	-	-	-	-	-
Absentee	-	-	-	-	-	-	-

RETRIEVED FROM DEMOCRACYDOCKET.COM

Statement of Votes Cast
Shelby County, TN
State and Federal General Election _Municipal Elections
November 6, 2018
SOVC For Jurisdiction Wide, All Counters, All Races
Official Combined Results

MEMPHIS ORDINANCE NO. 5677

	Reg. Voters	Times Counted	Total Votes	For Amendment		Against Amendment	
Early Vote	-	-	-	-	-	-	-
Provisional	-	-	-	-	-	-	-
Total	-	-	-	-	-	-	-
MCC00							
Polling	-	-	-	-	-	-	-
Absentee	-	-	-	-	-	-	-
Early Vote	-	-	-	-	-	-	-
Provisional	-	-	-	-	-	-	-
Total	-	-	-	-	-	-	-
MIL01							
Polling	-	-	-	-	-	-	-
Absentee	-	-	-	-	-	-	-
Early Vote	-	-	-	-	-	-	-
Provisional	-	-	-	-	-	-	-
Total	-	-	-	-	-	-	-
MIL02							
Polling	-	-	-	-	-	-	-
Absentee	-	-	-	-	-	-	-
Early Vote	-	-	-	-	-	-	-
Provisional	-	-	-	-	-	-	-
Total	-	-	-	-	-	-	-
MOR01							
Polling	-	-	-	-	-	-	-
Absentee	-	-	-	-	-	-	-
Early Vote	-	-	-	-	-	-	-
Provisional	-	-	-	-	-	-	-
Total	-	-	-	-	-	-	-
MOR02							
Polling	-	-	-	-	-	-	-
Absentee	-	-	-	-	-	-	-
Early Vote	-	-	-	-	-	-	-
Provisional	-	-	-	-	-	-	-
Total	-	-	-	-	-	-	-
ROS05							
Polling	-	-	-	-	-	-	-
Absentee	-	-	-	-	-	-	-
Early Vote	-	-	-	-	-	-	-
Provisional	-	-	-	-	-	-	-
Total	-	-	-	-	-	-	-
ROS13							
Polling	1119	232	226	150	66.37%	76	33.63%
Absentee	1119	1	1	1	100.00%	0	0.00%
Early Vote	1119	329	323	172	53.25%	151	46.75%
Provisional	1119	1	1	1	100.00%	0	0.00%
Total	1119	563	551	324	58.80%	227	41.20%
ROS14							
Polling	-	-	-	-	-	-	-
Absentee	-	-	-	-	-	-	-
Early Vote	-	-	-	-	-	-	-
Provisional	-	-	-	-	-	-	-
Total	-	-	-	-	-	-	-
ROS15							
Polling	-	-	-	-	-	-	-
Absentee	-	-	-	-	-	-	-
Early Vote	-	-	-	-	-	-	-
Provisional	-	-	-	-	-	-	-
Total	-	-	-	-	-	-	-
ROS16							

RETRIEVED FROM DEMOCRACYDOCKET.COM

Statement of Votes Cast
Shelby County, TN
State and Federal General Election _Municipal Elections
November 6, 2018
SOVC For Jurisdiction Wide, All Counters, All Races
Official Combined Results

MEMPHIS ORDINANCE NO. 5677

	Reg. Voters	Times Counted	Total Votes	For Amendment		Against Amendment	
Polling	-	-	-	-	-	-	-
Absentee	-	-	-	-	-	-	-
Early Vote	-	-	-	-	-	-	-
Provisional	-	-	-	-	-	-	-
Total	-	-	-	-	-	-	-
STE00							
Polling	-	-	-	-	-	-	-
Absentee	-	-	-	-	-	-	-
Early Vote	-	-	-	-	-	-	-
Provisional	-	-	-	-	-	-	-
Total	-	-	-	-	-	-	-
Total							
Polling	379980	66676	63004	33532	53.22%	29472	46.78%
Absentee	379980	2647	2350	1047	44.55%	1303	55.45%
Early Vote	379980	109256	103983	43107	41.46%	60876	58.54%
Provisional	379980	657	596	327	54.87%	269	45.13%
Total	379980	179236	169933	78003	45.91%	91920	54.09%

RETRIEVED FROM DEMOCRACYDOCKET.COM

EXHIBIT 14

RETRIEVED FROM DEMOCRACYDOCKET.COM

SENATE

STATE & LOCAL GOVERNMENT COMMITTEE

Tuesday, February 26, 2002 – **11:00 a.m.** – Room 12/14 LP

NOTE TIME

***SB 2178 by *Graves (HB2641 by McDonald).**
Zoning - Clarifies that right of businesses to continue to operate after zoning change does not include right to increase or enlarge signs. - Amends TCA Section 13-7-208. The Abstract summarizes SB2178 as introduced.

***SB 2711 by *Graves (HB3167 by Davidson).**
Zoning - Clarifies that right of businesses to continue to operate after zoning change does not include right to increase or enlarge signs or billboards. - Amends TCA Section 13-7-208. The Abstract summarizes SB2711 as introduced.

***SB 2349 by *Fowler (HB2614 by West).**
State Government - Revises employee suggestion award program. - Amends TCA Title 4, Chapter 27, Part 1.

***SB 0135 by *Henry (HB0162 by Pruitt).**
Local Government, General - Prohibits person from standing for election to public office requiring posting of surety bond if such person is unable to obtain such surety bond. - Amends TCA Title 6. The Abstract summarizes SB0135 as introduced.

***HJR 0145 by *Phillips, *Fowlkes.**
Naming and Designating - Names fire station at new Fire Service and Codes Enforcement Academy in Bedford County in honor of Fayetteville Fire Chief Robert Strope. - The Abstract summarizes HJR0145 as introduced.

***SB 2543 by *Kyle (HB2954 by Rinks).**
Radio and Television - Authorizes certain municipalities operating electric plant to provide cable service within county in which municipality is located under certain circumstances. - Amends TCA Section 7-52-601.

***SB 2385 by *Trail (HB2532 by Walker).**
Cooperatives - Permits electric cooperatives to make and accept charitable contributions. - Amends TCA Section 65-25-205.

RETRIEVED FROM DEMOCRACYDOCKET.COM

***SB 3103 by *Kurita (HB3198 by Maddox).**

Campaigns and Campaign Finance - Requires registry of election finance to post contribution information from campaign financial disclosure records on-line to public by means that are searchable, viewable, and accessible in read-only format through Internet on Web site maintained by registry of election finance. - Amends TCA Title 2, Chapter 10.

***SB 2801 by *Rochelle (HB3193 by Hargrove).**

Election Laws - Creates Class E felony for person who is not employee of election commission to give unsolicited request for application for absentee ballot; increases ratio for registered voters per voting machine from 650 to 750; makes other revisions to election laws. - Amends TCA Section 2-2-109; Section 2-2-116; Section 2-3-104 and Section 2-6-202.

SB 3126 by *Rochelle (*HB2992 by Head).

State Employees - Changes minimum state contribution to state employees' health insurance from 60 percent of premiums to 80 percent. - Amends TCA Section 8-27-201. The Abstract summarizes SB3126 as introduced.

SB 2811 by *Rochelle (*HB2384 by Buck, *Winningham).

County Government - Allows precincts in county commission districts to be split upon written certification by coordinator of elections upon considering, among other things, type of voting equipment and racial makeup. - Amends TCA Section 5-1-111. The Abstract summarizes SB2811 as introduced.

***SB 2887 by *Burchett (HB3110 by Buttry).**

Municipal Government - Permits municipality to lease or sublease property owned or leased by municipality to nonprofit organizations for term not to exceed 10 years if such property is not needed for municipal purposes; any lease or sublease entered into shall require approval of municipal legislative body; comptroller of treasury may establish guidelines for such leases or subleases. - Amends TCA Title 6, Chapter 54. The Abstract summarizes SB2887 as introduced.

RETRIEVED FROM DEMOCRACYDOCKET.COM

HALF SPEED RECORDER

HOUSE SENATE X JOINT NON-LEG.
SUBJECT: STATE & LOCAL GOVERNMENT
DATE: 2-26-2002
TIME: 11:07 A.M.

TAPE # 1
RECORDER: GUILLAUM
LOG PAGE # 1

MEETING CALLED TO ORDER BY CHAIRMAN COHEN ROLL CALL - (13)

SB 2178 ROLLED

SB 2711 ROLLED

SB 2349 ROLLED

SB 135 GEN SUB

SB 2543 1 WEEK - (36)

SB 2385 TRAIL MOTION - BILL EXPLAINED - (61) VOTE 8-0 PASSED - (79) COHEN COMMENTS ON HOW THE MONEY IS SPENT - (100)

SB 2473 BLACKBURN EXPLAINS BILL - (126) COHEN DOES THE AMENDMENT CHANGE THE BILL ENTIRELY? - RESPONSE - (170) AMENDMENT MOTION - VOTE ADOPTED - (180) RAMSEY WHY CAN'T BRENTWOOD JOIN IN THE COUNTY SYSTEM? - RESPONSE - (242)

MIKE WALKER, BRENTWOOD CITY MANAGER, RESPONDS - (260) HAYNES DO YOU NOT HAVE 911 IN BRENTWOOD? - RESPONSE - (283) COHEN HOW DO THEY HANDLE THIS IN MONTCLAIR, NEW JERSEY - (295) KURITA DO YOU WANT THE 911 BOARD TO BE REPLACED WITH PRIVATE CITIZENS? - RESPONSE - (339) KURITA COMMENTS AGAINST A PRIVATE CITIZEN ON A BOARD PASSING A TAX - RESPONSE - (361) KURITA WILL THE QUESTION OF THE TAX BE ON THE BALLOT? - RESPONSE - (378) HAUN DO YOU HAVE TO HAVE A VALID DRIVERS LICENSE TO SERVE ON THE BOARD? - RESPONSE - (394) ROCHELLE COMMENTS ON CUTTING THE SIZE OF GOVERNMENT - (408) KURITA DO YOU HAVE TO BE A SMOKER? - RESPONSE - (426) VOTE 7-0 PASSED - (444)

HJR 145 COOPER EXPLAINS - VOTE 8-0 PASSED - (502)

SB 2349 FOWLER EXPLAINS BILL - ROLLED TO LAST REGULAR CALENDAR - (570)

SB 2373 COHEN EXPLAINS BILL - (590) HAYNES WILL THIS BE UP TO THE COORDINATOR OF ELECTION OR SECRETARY TO ESTABLISH THE PRICE? - (606)

BROOK THOMPSON, COORDINATOR OF ELECTIONS, RESPONDS - (620) HAYNES HOW HAVE WE BEEN DOING THIS? - RESPONSE - (627) KURITA DOES THIS MEAN THAT ANY GROUP CAN PURCHASE THE LIST OF VOTERS? - RESPONSE - (647) KURITA IS THIS NOT FOR GENERAL MARKETING? - RESPONSE - (665) KURITA HAVE YOU EVER TRACKED DOWN PEOPLE WHO HAVE USED THE LIST FOR OTHER PURPOSES? - RESPONSE - (700) VOTE 7-1 PASSED - (731)

SB 2143 ROLLED TO 3-19

SB 2914 COHEN EXPLAINS BILL - (763) VOTE 7-1 PASSED - (782)

SB 3066 COHEN EXPLAINS BILL - (803) RAMSEY WHAT IF YOU ARE YOUR OWN TREASURER AND NO SPOUSE? - RESPONSE - (828) VOTE PASSED - (845)

SB 2314 COHEN EXPLAINS BILL - (888) HAUN WOULD IT APPLY TO GENERAL ASSEMBLY SEATS? - RESPONSE - (905) WHAT ARE THE STANDARDS IN THE RECOUNT? - RESPONSE - (916) HAYNES DO YOU HAVE TO HAVE AN ATTORNEY TO HAVE A RECOUNT? - RESPONSE - (933) THOMPSON RESPONDS - (941) HAYNES WHAT IS THE PRESENT STANDARD FOR A COURT ORDERED RECOUNT? - RESPONSE - (963) HAYNES HOW DO OTHER STATES DO THIS? - RESPONSE - (984) HAYNES WHAT IS THE DOWN SIDE TO A RECOUNT? - RESPONSE - (1011) HAYNES WHAT PERIOD OF TIME IS INVOLVED IN MAKING PETITION TO THE COURT? - RESPONSE - (1055) COHEN DO MOST STATES HAVE RECOUNT PROVISIONS? - RESPONSE - (1084) COHEN WHAT WAS THE RESULT IN THE KNOXVILLE VOTE? - RESPONSE - (1100) HAUN DO THE STATES THAT HAVE LAWS APPLY TO ALL ELECTIONS? - RESPONSE - (1124) HARPER HOW LONG HAS THERE BEEN A PROVISION THAT YOU HAVE TO HIRE A LAWYER TO GO TO COURT FOR A RECOUNT? - RESPONSE - (1156) MILLER WHICH COUNT DO YOU ACCEPT IN A RECOUNT? - RESPONSE BY COHEN - (1197) VOTE PASSED - (1217)

RETRIEVED FROM DEMOCRACYDOCKET.COM

HALF SPEED RECORDER

HOUSE SENATE x JOINT NON-LEG.
SUBJECT: STATE AND LOCAL GOVERNMENT
DATE: 2-26-2002
TIME: 11:41 A.M.

TAPE # 1
RECORDER: GUILLAUM
LOG PAGE # 2

SB 2952 HAUN EXPLAINS BILL - (1253) VOTE PASSED - (1268)

SB 3103 KURITA EXPLAINS BILL - (1316) HAUN WOULD THIS ONLY APPLY TO CANDIDATES THAT RAISE A LOT OF MONEY? - RESPONSE - (1331) HAUN IS THERE A PROVISION THAT YOU GIVE NOTICE? - RESPONSE - (1361) HAUN WHY DO WE NEED THIS? - RESPONSE - (1389) HAUN THEY CAN GO TO A LOCAL ELECTION OFFICE - RESPONSE - (1411) HAUN DO THE NEWSPAPERS PUBLISH THIS? - RESPONSE - (1482) VOTE PASSED - (1529)

SB 2801 ROCHELLE EXPLAINS BILL - (1569) THOMPSON EXPLAINS BILL - (1684) RAMSEY, HOW DID YOU DECIDE ON A CLASS E FELONY? RESPONSE - (1703) HAYNES HOW ARE YOU PREVENTING UNSOLICITED MAILINGS? RESPONSE - A CLASS E FELONY? RESPONSE - DISCUSS - (1789) ROCHELLE COMMENTS ON ABSENTEE VOTING IN COUNTIES - COMMENTS ON PROCESS IMPROVING - (1867) RAMSEY GIVES EXAMPLE, WOULD THEY BE LIABLE FOR A FELONY? - RESPONSE - (1980) HAYNES COMMENTS ON AMENDMENT - (2010) HAUN WHO HAS BEEN MOST ABUSIVE? - RESPONSE - (2039) HAUN WHICH OF THE TWO MAJOR PARTIES HAVE CAUSED THE MOST INCONVENIENCE? - RESPONSE - (2082) HAYNES MOTION ON AMENDMENT - VOTE ADOPTED - (2097) VOTE PASSED - (2123)

SB 3126 ROCHELLE EXPLAINS BILL - (2155) KURITA COMMENTS AGAINST THE BILL - (2219) VOTE 8-1 PASSED - (2240)

SB 2811 ROCHELLE EXPLAINS BILL - (2368) COHEN COMMENTS AGAINST RACIAL MAKEUP FOR DIVIDING PRECINCTS - (2458) COHEN COMMENTS AGAINST - RESPONSE - (2499) END TAPE

RETRIEVED FROM DEMOCRACYDOCKET.COM

STATE AND LOCAL GOVERNMENT COMMITTEE

Tuesday, February 26, 2002-HHR16 - 3:00 - 4:30 PM

Ulysses Jones, Chair; Tindell, Vice-Chair; Langster, Secretary
Bunch, Lois DeBerry, Goins, Hargett, Hargrove, Johnson, Kent, Kisber, Miller, Overbey, Phelan, Phillips, Pruitt, Rinks, Sargent, Sharp, Shaw, Todd, Mike Turner, Vincent, West

---

HB2451 by *Davidson (*SB2419 by Haynes).
Taxes - Authorizes 90-day extension of deadline for payment of property taxes and Hall income tax for members of armed forces on active duty outside United States during Operation Enduring Freedom. - Amends TCA Title 67. The Abstract summarizes HB2451 as introduced.

HB2224 by *Arriola, *Garrett, *Odom, *Briley, *Turner (Dav), *Pruitt, *Jones, S., *Langster, *Harwell (*SB2041 by Henry).
Taxes, Hotel Motel - Continues Davidson County 1 percent hotel occupancy tax for tourism promotion by deleting sunset provision which repealed increase effective June 30, 2002. - Amends Chapter 320 of the Public Acts of 1999. The Abstract summarizes HB2224 as introduced.

HB3140 by *White (SB3093 by Henry).
Water - Authorizes local government to assign its rights and obligations under wastewater facility revolving loan; revises provisions regarding wastewater facilities; requires all regional authorities to file annual financial audit with comptroller. - Titles 4, 7, 64 and 68 of the TCA.

HB2541 by *Wood, *Sharp, *Vincent, *Clem (*SB2515 by Crutchfield, *Fowler).
Courts, General Sessions - Revises census figures applicable to Knox County by 1980 census to eliminate application to Hamilton County of law giving sole and exclusive jurisdiction to general sessions court over municipal courts in county for motor vehicle and DUI fines, forfeitures, and penalties. - Amends TCA Section 40-4-121. The Abstract summarizes HB2541 as introduced.

HB3110 by *Buttry (*SB2887 by Burchett).
Municipal Government - Permits municipality to lease or sublease property owned or leased by municipality to nonprofit organizations for term not to exceed 10 years if such property is not needed for municipal purposes; any lease or sublease entered into shall require approval of municipal legislative body; comptroller of treasury may establish guidelines for such leases or subleases. - Amends TCA Title 6, Chapter 54. The Abstract summarizes HB3110 as introduced.

HB2013 by *Bunch (SB1992 by Miller J).
Housing - Revises number of commissioners on housing authorities in Bradley County from five to seven. - Amends TCA Section 13-20-408. The Abstract summarizes HB2013 as introduced.

HB2386 by *Bunch (SB2435 by Miller J).
Taxes, Business - Authorizes adoption of delinquent tax collection procedures by two-thirds vote of governing body of municipality as well as county. - Amends TCA Section 67-4-719. The Abstract summarizes HB2386 as introduced.

FREE BRIEFS FROM DEMOCRACY DOCKET.COM

©Copyright 2002 Office of the Chief Clerk, Tennessee House of Representatives

HB2226 by *Overbey (SB2575 by Clabough).
Taxes, Real Property - Removes requirement that veteran's permanent total disability be combat-related in order to obtain property tax relief; changes period of service as POW from at least five months to at least 30 days for receipt of property tax relief by veterans who are 100 percent permanently disabled. - Amends TCA Section 67-5-704. The Abstract summarizes HB2226 as introduced.

HB2227 by *Overbey (SB2577 by Clabough).
Taxes - Changes qualifying period of confinement as prisoner of war for 100 percent disabled veterans seeking property tax relief from five months to 30 days. - Amends TCA Section 67-5-704. The Abstract summarizes HB2227 as introduced.

HB2337 by *Sargent, *Casada (SB2473 by Blackburn).
Emergency Communications Districts - Authorizes board of directors of district created after July 1, 2002, to be legislative body of municipality creating district. - Amends TCA Section 7-86-105(b) and Section 7-86-314.

HB3193 by *Hargrove (*SB2801 by Rochelle).
Election Laws - Creates Class E felony for person who is not employee of election commission to give unsolicited request for application for absentee ballot; increases ratio for registered voters per voting machine from 650 to 750; makes other revisions to election laws. - Amends TCA Section 2-2-109; Section 2-2-116; Section 2-3-104 and Section 2-6-202.

HB2419 by *Tindell, *Armstrong, *Jones U (Shel) (*SB2421 by Atchley).
Growth and Development - Places property of airport with regularly scheduled commercial passenger service located in county other than county where creating municipality is located in annexation free zone. - Amends TCA Title 6, Chapter 58, Part 1. The Abstract summarizes HB2419 as introduced.

HB2664 by *Jones U (Shel) (*SB2141 by Cohen).
Election Laws - Requires placement of state constitutional amendment question on ballot before list of candidates for governor instead of after list of candidates for governor. - Amends TCA Section 2-5-208(f).

RETRIEVED FROM DEMOCRACYDOCKET.COM

©Copyright 2002 Office of the Chief Clerk, Tennessee House of Representatives

HALF SPEED RECORDER

HOUSE X SENATE JOINT NON-LEG.
SUBJECT: STATE & LOCAL GOVERNMENT
DATE: 2-26-2002
TIME: 3:11 PM

TAPE # 1
RECORDER: DEBUSK
LOG PAGE # 1

JONES, U. – CALL TO ORDER & ROLL CALL – (91)

HB 3140, WHITE – ROLLED 1 WEEK – (100)

HB 2451, DAVIDSON – MOTION, SECOND – (115) SHAW – COMMENTS FOR THE BILL, GOOD FOR VETERANS – (127) VOTE, PASSED TO CALENDAR & RULES – (133)

HB 2224, ARRIOLA - MOTION, SECOND – (146) JONES, U. – COMMENTS ON DAVIDSON COUNTY MEMBERS SUPPORTING THIS TAX – RESPONSE – DISCUSSION – (185) VOTE, PASSED TO FINANCE – (193)

HB 2541, WOOD - MOTION, SECOND, VOTE, PASSED TO CALENDAR & RULES – (217)

HB 3110, BUTTRY – ROLLED 1 WEEK – (244)

HB 2013, BUNCH - MOTION, SECOND, VOTE, PASSED TO CALENDAR & RULES – (258)

HB 2386, BUNCH - MOTION, SECOND – (279) SHAW – QUESTIONS WHAT THE BILL WILL DO – RESPONSE – (318) VOTE, PASSED TO CALENDAR & RULES – (332)

HB 2226, OVERBEY – MOTION, SECOND, - (347) OVERBEY – INTRODUCTION OF COMMANDER VICKORY – (368) COMMANDER VICKORY – MAKES PRESENTATION – (510) OVERBEY – RENEWS MOTION – (527) VOTE, PASSED TO FINANCE – (531)

HB 2227, OVERBEY – MOTION, SECOND, VOTE, PASSED TO FINANCE – (547)

HB 2337, SARGENT – MOTION, SECOND – (558) AMENDMENT 1, ADOPTED – (577) VOTE, PASSED TO CALENDAR & RULES – (590)

HB 3193, HARGROVE – MOTION, SECOND – (648) SARGENT – QUESTIONS IF THEY COULD REQUESTS AN ABSENTEE BALLOT IF THEIR CHILD IS OFF AT SCHOOL OR IN THE ARMED SERVICES – RESPONSE – DISCUSSION – (691) SARGENT – QUESTIONS WHAT THE BILL WILL CHANGE – RESPONSE – (738) BUNCH – QUESTIONS IF THEY CAN REQUEST A BALLET FOR HIS GRANDFATHER – RESPONSE – DISCUSSION – (817) BUNCH – QUESTIONS IF THEY COULD SAY IF YOU SEND IN AN APPLICATION YOU MUST VOTE ABSENTEE, IS THERE ANYWAY TO DO THIS WITHOUT MAKING A CRIME – RESPONSE – DISCUSSION – (921) BUNCH – QUESTIONS IF THEY HAVE REQUIREMENTS FOR ABSENTEE BALLOTS – RESPONSE – (945) BUNCH – COMMENTS ON MAKING A CRIME OF HELPING PEOPLE VOTE ABSENTEE – RESPONSE – (968) BUNCH – QUESTIONS IF THERE IS A BETTER WAY TO DO THIS – RESPONSE – DISCUSSION – (990) BUNCH – QUESTIONS IF THEY COULD CREATE A REQUEST FORM TO DISTRIBUTE – RESPONSE – DISCUSSION – (1043) TURNER, M. – QUESTIONS IF THEY ARE TRYING TO STOP SPECIAL INTEREST GROUPS FROM COMMITTING VOTER FRAUD – RESPONSE – (1085) SHAW – QUESTIONS HOW THE BILL EFFECTS PEOPLE WHO PICK UP PEOPLE TO TAKE THEM TO VOTE – RESPONSE – (1109) GOINS – QUESTIONS THE PENALTY – RESPONSE – (1128) GOINS – QUESTIONS IF HE WOULD BE GUILTY OF A FELONY IF HE GOT HIS GRANDMOTHER AN ABSENTEE BALLOT SHE DIDN'T REQUEST – RESPONSE – DISCUSSION – (1190) HARGETT – QUESTIONS THE PENALTY – RESPONSE – (1201) HARGETT – QUESTIONS IF THERE HAS BEEN A PROBLEM WITH FRAUD – RESPONSE – (1237) OVERBEY – QUESTIONS THE PROCESS FOR RECEIVING AN ABSENTEE BALLOT – RESPONSE – (1304) OVERBEY – QUESTIONS IF THE FORM IS SO DETAILED THAT IT SERVES AS AN APPLICATION – RESPONSE – (1322) OVERBEY – QUESTIONS IF THE VOTER IS NOW AN ABSENTEE VOTER – RESPONSE – (1368) OVERBEY – QUESTIONS IF THEY ARE SAYING THAT SOME OF THE PEOPLE WHO HAVE FILLED OUT THE FORMS DID NOT INTEND TO BECOME ABSENTEE VOTERS – RESPONSE – (1400) DEBERRY, L. – COMMENTS ON THE PROBLEM WITH PRE-FORMS BEING SENT TO NURSING HOMES, COMMENTS ON CANDIDATES ABUSING THE ELDERLY – (1462) VOTE, PASSED TO CALENDAR & RULES 11-6 – (1553) HARGROVE – COMMENTS – (1595)

HB 2419, TINDELL – MOTION, SECOND, VOTE, PASSED TO FINANCE – (1620)

HB 2664, JONES, U. – ROLLED 3 WEEKS – (1639)

JONES, U. – ADJOURNS – (1647) 3:53 PM

RETRIEVED FROM DEMOCRACYDOCKET.COM

HALF SPEED RECORDER

HOUSE x SENATE JOINT NON-LEG.
SUBJECT: CALENDAR AND RULES
DATE: 4-4-2002
TIME: 8:07 A.M.

TAPE # 1
RECORDER: SOUTHARD
LOG PAGE # 1

PHILLIPS CALLS MEETING TO ORDER – ROLL CALL - (16)

HB 532 – RIDGEWAY COMMENTS – (24) MOVED TO APRIL 10TH FLOOR CALENDAR – (37) NAIFEH-REQUEST FOR SARGENT AT ARMS – (46) PHILLIPS COMMENTS ON WALKING HORSES – (87)

HB 2539 – RIDGEWAY COMMENTS ON BILL – (104) MOVED TO APRIL 10TH FLOOR CAL – (110)

HB 2592 – MOVED TO CONSENT CALENDAR – (118)

HB 2593 – WEST COMMENTS – (123) MOVED TO CONSENT CALENDAR – (125)

HB 2613 – WEST COMMENTS – (128) MOVED TO CONSENT CALENDAR – (131)

HB 2271 – BOWERS EXPLAINS BILL – (138) MOVED TO APRIL 10TH FLOOR CALENDAR – (146)

HB 2696 – GARRETT EXPLAINS BILL – (151) MOVED TO CONSENT CALENDAR – (155)

HB 2335 – GARRETT EXPLAINS BILL – (159) MOVED TO APRIL 10TH FLOOR CALENDAR – (163)

HB 2536 – MOVED TO APRIL 10TH FLOOR CALENDAR – (171)

HB 3078 – FITZHUGH COMMENTS ON BILL – MOVED TO CONSENT CALENDAR – (181)

HB 2808 – COLE COMMENTS – (196) MOVED TO APRIL 10TH FLOOR CALENDAR – (202)

HB 2580 – ROLLED TO APRIL 16TH

HB 3111 – ROLLED TO APRIL 16TH

HB 2119 – ROLLED TO APRIL 16TH

HB 1516 – LEWIS COMMENTS - MOVED TO CONSENT CALENDAR – (223)

HB 2118 – LEWIS COMMENTS - MOVED TO APRIL 10TH FLOOR CALENDAR – (234) PHILLIPS COMMENTS – (249)

HB 3193 – HARGROVE EXPLAINS BILL – (254) MOVED TO APRIL 10TH FLOOR CALENDAR – (261)

HB 2523 – OFF NOTICE – (267)

HB 2528 – OFF NOTICE – (271)

HB 2530 – OFF NOTICE – (276)

HB 2128 – OFF NOTICE – (280)

HB 2882 – PHILLIPS COMMENTS – OFF NOTICE - (304)

HB 1818 – MOVED TO NEXT CALENDAR – (311)

HB 2227 – OVERBEY INTRODUCES GUEST – DISCUSSION – (341) OVERBEY EXPLAINS BILL – (351) MOVED TO CONSENT CALENDAR – MEETING ADJOURNED - (359) 8:18 A.M.

RETRIEVED FROM DEMOCRACYDOCKET.COM

STATE OF TENNESSEE
102nd General Assembly

SENATE REGULAR CALENDAR

Wednesday, March 27, 2002

Summary of General Bills

Published by the Office of the Chief Clerk

---

1. ***SB 2130 by *Cooper J, *Dixon (HB2115 by Cole (Dyer)).**
Claims Commission, Tennessee - Extends term of office for persons serving on commission from six years to eight years. - Amends TCA Title 9, Chapter 8, Part 3.

S. S&L Govt. Comm. 9-0-0

Summary: Under present law, the Tennessee claims commission consists of three commissioners, one from each grand division of the state. Each is appointed by the governor and confirmed by both houses of the general assembly. Commissioners serve six-year terms, with the initial terms staggered to prevent simultaneous expiration. This bill would increase the term of commissioners to eight years. It would retain the staggered terms by filling the term expiring on June 30, 2003, with an eight-year appointment and extending the terms of the remaining two commissioners by two years.

2. ***SB 2184 by *McNally (HB2877 by Goins).**
Home Improvement Contractors - Increases annual licensing fee from $125 to $150; revises amount of bond required for licensing from $10,000 to amount of contractor's license. - Amends TCA Section 62-37-106 and Section 62-37-108. The Abstract summarizes SB2184 as introduced.

S. C,L&A Comm. 9-0-0, with amendment.

3. **SB 2366 by *Williams, Sen. (*HB2219 by Dunn).**
Administrative Procedure (UAPA) - Permits petition for judicial review of final decision of department of children's services in contested case to be filed in county in which one or more petitioners reside as well as in county of residence of commissioner. - Amends TCA Title 4, Chapter 5. The Abstract summarizes SB2366 as introduced.

S.GW,H&HR Comm. 8-0-0

4. ***SB 2418 by *Haynes (HB2778 by Odom).**
Appeal and Review - Requires circuit court to grant writ of certiorari to hear appeal from decision of board or commission revoking, suspending, or denying license or permit that is required prior to engaging in conduct protected by First Amendment. - Amends TCA Title 27, Chapter 9. The Abstract summarizes SB2418 as introduced.

S. Jud Comm. 8-0-0

5. ***SB 2801 by *Rochelle (HB3193 by Hargrove).**
Election Laws - Creates Class E felony for person who is not employee of election commission to give unsolicited request for application for absentee ballot; increases ratio for registered voters per voting machine from 650 to 750; makes other revisions to election laws. - Amends TCA Section 2-2-109; Section 2-2-116; Section 2-3-104 and Section 2-6-202.

S. S&L Govt. Comm. 9-0-0, with amendment.

Summary: Under present law, a person who is not an employee of an election commission commits a Class E felony if such person gives an application for an absentee ballot to any person.

This bill would maintain the above felony and create an additional Class E felony for giving an unsolicited request for an application for an absentee ballot to any person.

Under present law, when voting machines are used, there must be, as nearly as practicable, a maximum of 650 voters per machine at any polling place.

This bill would increase the target number per machine to 750.

RETRIEVED FROM DEMOCRACYDOCKET.COM

Under present law, a mailed voter registration must be postmarked or submitted at least 30 days before an election. If the 30th day before an election falls on a Saturday, Sunday, or state holiday, a mailed registration form must be postmarked by the last business day of such weekend or holiday.

This bill would delete the postmark requirement concerning weekends and holidays.

Under present law, registration forms are required to be kept in a permanent record. The record must contain various information concerning the person registered to vote. If a registrant signs a mark or is unable to sign the application, information concerning the applicant's height, color of eyes, color of hair, and distinguishing marks or features must be noted under the signature line.

This bill would abolish the requirement that information concerning personal characteristics be included for those unable to sign or legibly sign the application.

ON MARCH 11, 2002, THE SENATE ADOPTED AMENDMENT #1 AND RESET SENATE BILL 2801, AS AMENDED.

AMENDMENT #1 makes it a Class A misdemeanor instead of a Class E felony for a person who is not an employee of the election commission to give an unsolicited request for application for absentee ballot to any person.

6. SB 2263 by *Fowler (*HB2246 by Sharp).
Highways, Roads and Bridges - Requires department of transportation to minimize noise impact from highway traffic on certain noise sensitive areas. - Amends TCA Title 54.

S. Trans Comm. 8-0-0, with amendment.

Summary: This bill would require the department of transportation to minimize the impacts from highway traffic noise in noise-sensitive areas. Residences, schools, churches, hospitals, libraries, and assisted-living facilities would be considered noise-sensitive areas if they had a valid building permit at the time of the department's noise analysis.

The department would consider highway traffic noise impacts during the planning, location, design, and construction phases of highway project developments. These impacts would occur when predicted noise levels equal or exceed the federal highway administration's noise abatement criteria. In such a case, the department would take reasonable measures that are fiscally prudent and engineering-appropriate to abate the noise. Public input on proposed noise abatement measures would be solicited and received before the final design of a highway, road, or bridge project.

7. *SB 0324 by *Clabough (HB1901 by Sands, *Maddox, *Odom, *Kisber).
Commerce and Insurance, Dept. of - Makes confidentiality provisions concerning entities in receivership or supervision inapplicable to certain insurers that participate in medical assistance program. - Amends TCA Title 56.

S. C,L&A Comm. 9-0-0, with amendment.

Summary: Present law requires all records submitted by a domestic insurance company in a delinquency proceeding to be kept confidential unless ordered otherwise by the chancellor. Present law also requires confidentiality of insurance company records that are held by the commissioner of commerce and insurance in connection with the administrative supervision of an insurance company unless the commissioner determines that releasing such records is in the public's best interest.

This bill would exempt the records of domestic insurers who derived at least 51 percent of their revenue in the past year from contracts with a governmental entity to provide health care services to enrollees in a publicly funded medical assistance program from the confidentiality requirements. This bill would require such records to be open for public inspection unless otherwise prohibited by state or federal law.

8. *SB 1298 by *Cooper J (HB1246 by Fowlkes).
Motor Vehicles, Titling and Registration - Authorizes issuance of cultural license plates for Public Transportation. - Amends TCA Title 54 and Title 55.

S. Trans Comm. 7-0-0, with amendment.

Summary: ON MAY 3, 2001, THE HOUSE ADOPTED AMENDMENT #1 AND PASSED HOUSE BILL 1246, AS AMENDED.

AMENDMENT #1 rewrites this bill.

Present law requires motor vehicle operators to merge for approaching emergency vehicles making audible or visual signals. Present law does not relieve the operator of an emergency vehicle from the duty to operate the vehicle with due regard for other drivers' safety.

This amendment would require motor vehicle operators to merge or slow down when approaching a stationary authorized emergency vehicle, recovery vehicle or highway maintenance vehicle. A person that fails to merge or

RETRIEVED FROM DEMOCRACYDOCKET.COM

HALF SPEED RECORDER

HOUSE SENATE X JOINT NON-LEG.
SUBJECT: SESSION
DATE: 3-27-2002
TIME: 1:11 P.M.

TAPE # S-26
RECORDER: GUILLAUM
LOG PAGE # 1

CALL TO ORDER SPEAKER WILDER - (19) INVOCATION - PLEDGE OF ALLEGIANCE - (162) ROLL CALL - 28 MEMBERS PRESENT - (175)

KURITA INVITES GUESTS TO THE WELL - INTRODUCTION OF MRS. PEARL TROTTER - (237)

SJR 130 CLERK READS RESOLUTION HONORING MRS. PEARL TROTTER - (344)

MRS. PEARL TROTTER THANKS THE SENATE - (369) FOWLER COMMENTS - VOTE 27-0 - (393)

INTRODUCTION OF BILLS - (399) SENATE BILLS ON 2ND CONSIDERATION - (403) INTRODUCTION OF RESOLUTIONS - (406) RESOLUTIONS LYING OVER - (410) UNFINISHED BUSINESS AND NOTICES - HENRY INTRODUCES GUESTS - (429) MESSAGE NOTICE BY CLERK - (440)

LOCAL BILL CONSENT CALENDAR - VOTE - 31-0 ADOPTED - (460)

CONSENT CALENDAR - VOTE 29-0 ADOPTED - (491) SUSPEND RULES -

CONSENT CALENDAR 2 - (510) RAMSEY ADDED TO CERTAIN BILLS - VOTE 31-0 ADOPTED - (536)

MESSAGE CALENDAR

SB 1959 BURCHETT MOTION - (560) VOTE 28-0 ADOPTED - (575) BURCHETT INTRODUCES GUEST - (588) HARPER ALL ADDED TO HJR 745 - (607)

SB 2052 HARPER TO CALENDAR - (619)

SB 2131 HAUN MOTION TO CONCUR - VOTE 29-0 ADOPTED - (642)

SB 2352 FOWLER NEXT CALENDAR - (661)

SB 2473 BLACKBURN MOTION TO CONCUR - VOTE 29-0 ADOPTED - (679) ROCHELLE EXPLAINS HIS VOTE - RESPONSE - (703)

SB 2478 GRAVES MOTION TO CONCUR - VOTE 29-0 ADOPTED - (725)

SB 2978 RAMSEY MOTION TO CONCUR - VOTE 29-0 ADOPTED - (750)

SB 3159 NEXT CALENDAR - (765)

REGULAR CALENDAR

SB 2130 COOPER EXPLAINS BILL - (788) VOTE 29-0 ADOPTED - (800)

SB 2184 3 PLACES - (818)

SB 2366 WILLIAMS MOTION - AMENDMENT 1 VOTE ADOPTED - (851) VOTE 31-0 ADOPTED - (869)

SB 2418 HAYNES MOTION - AMENDMENT 1 EXPLAINED - VOTE ADOPTED - (890) HAYNES EXPLAINS BILL - (917) VOTE 31-0 ADOPTED - (928)

SB 2801 ROCHELLE EXPLAINS BILL - (947) DIXON TELL US WHAT IT DOES - RESPONSE - (961 VOTE 30-0 ADOPTED - (970)

SB 2184 MCNALLY ROLLED 2 WEEKS - (981)

SB 2263 FOWLER MOTION - AMENDMENT 1 EXPLAINED - VOTE ADOPTED - (1035) HENRY COMMENTS ON FEDERAL FUNDS FOR NOISE WALLS - RESPONSE - (1090) VOTE 30-0 ADOPTED - (1101)

SB 324 CLABOUGH 1 WEEK - (1110)

SB 1298 COOPER - WILLIAMS INTRODUCES GUESTS - (1136) KYLE COMMENT - (1147) COOPER EXPLAINS BILL - (1169) AMENDMENT 1 WITHDRAWN - (1177) GRAVES ARE YOU REQUIRED TO MOVE TO THE RIGHT LANE? - RESPONSE - (1200) HERRON COMMENTS - (1208) WILLIAMS COMMENTS - (1218) JACKSON HOW MUCH DO YOU HAVE TO SLOW DOWN? - RESPONSE - (1258) ROCHELLE DID ROGER HUTTO APPROVE THIS BILL? - RESPONSE - (1277) ROCHELLE REQUEST - ROLLED 1 WEEK - (1291)

SB 1595 FOWLER CONFORM AND SUB - AMENDMENT 1 WITHDRAWN - (1313) FOWLER EXPLAINS BILL - (1336) TRAIL IS THIS DESIGNED FOR PEOPLE TAKING A SABBATICAL? - RESPONSE - (1375) TRAIL WOULD THEY SET UP AN ESCROW ACCOUNT? - RESPONSE - (1386) VOTE 30-0 ADOPTED - (1395)

SB 1958 BURCHETT WHERE IS THE HOUSE BILL? - RESPONSE BY CLERK - (1433) TO HEEL - (1439)

RETRIEVED FROM DEMOCRACYDOCKET.COM

HALF SPEED RECORDER

HOUSE SENATE x JOINT NON-LEG.
SUBJECT: SESSION
DATE: 3-27-2002
TIME: 1:50 P.M.

TAPE # S-26
RECORDER: GUILLAUM
LOG PAGE # 2

SB 2152 DIXON MOTION - AMENDMENT 1 BY MCNALLY - VOTE ADOPTED - (1477) DIXON RENEWS MOTION - (1483) HARPER DOES THE PARENT HAVE THE OPPORTUNITY TO SAY YES OR NO TO CORPORAL PUNISHMENT? - RESPONSE - (1600) HARPER SHOULD THE PARENTS HAVE THE OPPORTUNITY TO SAY YES OR NO? - RESPONSE - (1662) HARPER COMMENTS - RESPONSE - (1755) VOTE 30-0 - (1784) MCNALLY INTRODUCES GUESTS - (1803) HERRON INTRODUCES GUESTS - (1822) CROWE INTRODUCES GUESTS - (1847)

SB 2182 2 WEEKS

SB 2374 2 WEEKS

SB 2388 GRAVES EXPLAINS BILL - (1875) AMENDMENT 1 EXPLAINED - (1903) KURITA WOULD THIS MONEY BE AVAILABLE ALREADY EXISTING SHELTERS? IS THIS A PASS THROUGH? - RESPONSE - (1958) KURITA WILL THIS MONEY ONLY HELP THOSE THAT HAVE BEEN CREATED? - RESPONSE - (2000) KURITA CAN ALL SHELTERS ASK FOR THE GRANT MONEY? - RESPONSE - (2057) AMENDMENT VOTE ADOPTED - (2066) VOTE ON BILL 29-0 ADOPTED - (2079)

SB 2409 NORRIS 2 WEEKS - (2093)

SB 2425 ATCHLEY EXPLAINS BILL - (2117) AMENDMENT 1 EXPLAINED - VOTE ADOPTED - (2174) AMENDMENT 2 EXPLAINED - VOTE ADOPTED - (2208) AMENDMENT 3 EXPLAINED - VOTE ADOPTED - (2247) VOTE 30-0 ADOPTED - (2275)

SB 2435 MILLER EXPLAINS BILL - (2311) VOTE 30-0 ADOPTED - (2331)

SB 2447 MILLER EXPLAINS BILL - (2525) END TAPE

RETRIEVED FROM DEMOCRACYDOCKET.COM

HALF SPEED RECORDER

HOUSE SENATE X JOINT NON-LEG.
SUBJECT: SENATE SESSION
DATE: 3-11-2002
TIME: 5:10 PM

TAPE # 19
RECORDER: THAYER
LOG PAGE # 1

WILDER – CALL TO ORDER – (16) JACKSON WILL INTRODUCE TIM FARRIS AND HIS FAMILY FOR PRAYER – PRAYER – PLEDGE - (97) ROLL CALL, 28 PRESENT - (115)

SJR 595, CRUTCHFIELD – VOTE – 27-1 PASSED (151)

HENRY, SPEAKS ABOUT THE MANNING FAMILY, (191) ESCORT MRS. MANNING TO THE FRONT – (202)

SJR 527 CARTER, CLERK READS RESOLUTION ON DEATH OF BILL MANNING, FORMER COMMISSIONER OF DEPARTMENTAL AFFAIRS - (396) HENRY, WANTS COMMISSIONER FERGUSS TO JOIN THE WELL – (414) HENRY, REMARKS (425) CARTER, APPROACH THE WELL – (430) HENRY, GENERAL GILBERT AND FAMILY TO APPROACH WELL – (468) HENRY, RECOGNIZES VETERANS IN THE AUDIENCE – (480) HENRY, REQUESTS TO ADD ALL MEMBERS AS SPONSORS - (491) CARTER, COMMENTS ON BILL MANNING – (523) HENRY, SPEAKS ABOUT MANNING AND THE WELFARE OF VETERANS – (547) CROWE, COMMENTS ON COMMISSIONER MANNING – (592) HENRY, COMMENTS ON MANNING- (609) WILDER, COMMENTS ON MANNING – MOTION TO ADOPT – (642) VOTE 32-0 – (655) MS. MANNING THANKS SENATE – (690)

BLACKBURN, INTRODUCES OTHER GUESTS - (708) CROWE, INTRODUCES DAUGHTER KATIE, SON JOHN, AND THEIR FRIENDS THE NEIL JONES – HIS WIFE SARA AS WELL – (730)

BLACKBURN, INTRODUCES REPRESENTATIVES OF JUNIOR LEAGUE OF NASHVILLE – (787)

HJR 715 ROCHELLE, CELEBRATES 200TH UNIVERSITY OF WEST POINT MILITARY ACADEMY- VOTE – 31-0 – (820)

BLACKBURN, NATIONAL FEDERATION OF TENNESSEE BUSINESS REPRESENTATIVES ARE HERE TODAY, PLEASE WELCOME THEM – (843)

BURKS, INTRODUCES HER GRANDDAUGHTERS – (859)

TRAIL, INTRODUCES WALT WOOD, CHAIRMAN OF BEDFORD COUNTY CHAMBER OF COMMERCE – SENATOR ANDY WOMACK IS ALSO IN THE BACK OF THE ROOM – (887)

RAMSEY, INTRODUCES HIS WIFE AND DAUGHTERS AND FRIENDS – (905)

INTRO OF BILLS – HOUSE BILLS 1ST CONSIDERATION – SENATE BILLS 2ND CONSIDERATION – INTRO OF RESOLUTIONS – RESOLUTIONS LYING OVER – (925)

UNFINISHED BUSINESSES AND NOTICES – SB 2978 RETURNED FROM HOUSE AMENDED – (942)

CONSENT CALENDAR, CROWE, SB 2951 BUMPED, ADD HJR 727 (967) MOVE TO PASS CONSENT CALENDAR – VOTE – PASSED – 31-0 (984)

CROWE, MOTION TO MOVE SB 3020 BACK TO CALENDAR - ADOPTED (998)

HAUN, SB 602, I WILL BE THE PRIME SPONSOR AT SENATOR COOPER'S REQUEST - (1014)

SB 467, KYLE, THANKS CLERK FOR SUMMARIES ON SB 2646 – ROLLED ONE WEEK (1047)

SB 1438, PERSON, MOTION – SECOND – (1060) AMENDMENT 1, REWRITES BILL, MOTION – SECOND – ADOPTED - (1094) AMENDMENT 2 – MOTION TO ADOPT – SECOND – ADOPTED – (1125) VOTE ON BILL AS AMENDED – 31-0 – (1140)

SB 2129, MCNALLY, COMMENTS ON BILL – MOTION – SECOND – (1170) AMENDMENT 1, COMMENTS ON AMENDMENT – MOTION TO ADOPT – SECOND – ADOPTED – (1189) AMENDMENT 2, COMMENTS - MOTION TO ADOPT – SECOND – ADOPTED – (1209) MCNALLY, ASKS ABOUT ANOTHER AMENDMENT – BILL DOWN 3 PLACES - (1227)

SB 2232 JACKSON, SUB AND CONFORM HB 2101 - (1239) AMENDMENT 1 – WITHDRAWN – (1250) JACKSON, TALKS ABOUT PHYSICIAN ASSISTANTS – EXPLAIN BILL – (1279) HENRY, I WAS ADVISED THE MEDICAL ASSOCIATION IS WORKING ON AN AMENDMENT? JACKSON, RESPONSE – (1314) VOTE – 30-0 ADOPTED - (1330)

SB 2233, JACKSON, EXPLAINS BILL – MOVE TO PASS – SECOND – NO AMENDMENTS – (1384) VOTE – 31-0 ADOPTED - (1397)

SB 2289, DIXON, MOVES TO PASS – SECOND – EXPLAINS BILL – (1433) VOTE – 31-0 (1458)

RETRIEVED FROM DEMOCRACYDOCKET.COM

HALF SPEED RECORDER

HOUSE SENATE X JOINT NON-LEG.
SUBJECT: SESSION
DATE: 3-11-2002
TIME:

TAPE S-19
RECORDER: THAYER
LOG PAGE # 2

SB 2129, MCNALLY, COMMENTS ON BILL – (1473) AMENDMENT NUMBER 3 BY MCNALLY – THERE IS SOME URGENCY IN GETTING THIS DONE- MOTION TO ADOPT – IT WAS FILED 5:45 – MOTION – SECOND - VOTE – ADOPTED – (1529) VOTE ON BILL AS AMENDED – 32-0 – ADOPTED (1545) ADD WILLIAMS AND RAMSEY AS CO-PRIME SPONSORS – (1572)

HJR 724, MCNALLY, MOTION – SECOND - VOTE – 30-0 – (1607)

SB 2414, HAYNES, COMMENTS ON BILL - INCORPORATES SEVERAL AMENDMENTS – MOTION – SECOND – (1631) AMENDMENT 1 BY COOPER – EXPLAINS THE FIVE SECTIONS – MOTION – SECOND – ADOPTED – (1685) VOTE – 32-0 (1700)

SB 2646 COOPER, DOWN 5 PLACES - (1724)

SB 2801, ROCHELLE, EXPLAINS BILL – MOTION – SECOND – (1809) AMENDMENT 1 – (1820) COHEN, QUESTION ON AMENDMENT? - ROCHELLE, RESPONDS, EXPLAINING AMENDMENT – (1845) COHEN, RECOMMENDS ADOPTION OF AMENDMENT ONE - MOTION TO ADOPT – SECOND - (1883) TRAIL, IS THIS CURRENTLY A CRIME OR ARE WE MAKING A NEW CRIME HERE? ROCHELLE, RESPONSE – DISCUSS – (1994) VOTE ON AMENDMENT – ADOPTED – (2017) DIXON, I WANT TO BE CLEAR WHAT WE ARE DOING, ELECTION COMMISSION HAS TO HAVE ONE MACHINE FOR EVERY 750 VOTERS? RESPONSE – DISCUSS – (2140) DIXON, IF YOU CAN'T WRITE, YOU NEED TO IDENTIFY THE PERSON? RESPONSE – DISCUSS - (2214) HARPER, WHAT OTHER DISTINGUISHING REMARKS DO THEY HAVE? ROCHELLE, RESPOND – DISCUSS - (2298) MCNALLY, IS IT CLASS C FELONY TO GIVE SOMEONE A REQUEST FOR AN ABSENTEE BALLOT? RESPONSE – DISCUSS - (2413) MCNALLY, WHAT IF YOU REQUEST AN ABSENTEE BALLET FOR A RELATIVE – ROCHELLE, RESPONSE – (2510) ROCHELLE, HARPER HAS ASKED FOR ADDITIONAL TIME TO FIND OUT ABOUT THIS INFORMATION ABOUT IDENTIFYING MARKS – ROLLED TO NEXT MEETING – (2540) END TAPE

RETRIEVED FROM DEMOCRACYDOCKET.COM

HALF SPEED RECORDER

HOUSE SENATE x JOINT NON-LEG.
SUBJECT: SENATE SESSION
DATE: 3-11-2002
TIME: 6:10 P.M.

TAPE # 20
RECORDER: THAYER
LOG PAGE # 1

ROCHELLE, COMMENTS CONT. – (20)

SB 2898 TRAIL, EXPLAINS BILL - WILL FORBID ADDITIONAL CHARGE WHEN YOU ASK FOR RECORDS IN WORKERS' COMPENSATION CASES – (51) VOTE – 31-0 ADOPTED (61)

SB 2930, PERSON, MOTION – SECOND - EXPLAINS BILL – (90) VOTE – 31-0 ADOPTED (119)

SB 2943, WILLIAMS, MOTION – SECOND - (133) AMENDMENT 1 – MOTION – SECOND – ADOPTED – (144) VOTE – 32-0 - ADOPTED (158)

SB 2949, RAMSEY, DISCUSSES BILL – WITH THE AMENDMENT WE WILL ADOPT IN A SECOND IT WILL ALLOW THEM TO ADOPT CLEAN AIR PERMITS – MOTION – SECOND – (174) AMENDMENT 1– COMMENTS – MOTION – SECOND - ADOPTED – (190) VOTE – 29-0 - ADOPTED – (203)

SB 2646, COOPER, BACK TO THIS BILL – TALKS ABOUT SOME OF THE PROBLEMS – WILL BE ABOUT 350 MILLION DOLLARS IN THE HOLE BY THE END OF THE YEAR – TALKS ABOUT FUNDS THAT WOULD NEED TO BE EXPLOITED – IT WILL BE HARD TO GET 17 VOTES FOR THAT – AMENDMENT NUMBER 10 WOULD RAISE THE SALES TAX BY ONE PENNY APRIL MAY AND JUNE – IF WE PASS IT TONIGHT – WE CAN GET IT ON THE BOOKS BY APRIL 1 – WE STILL NEED 180 MILLION DOLLARS – WANTS AMENDMENT NUMBER 10 TO BUY SOME TIME – (300) MOVES AMENDMENT 10 TO TOP OF AMENDMENTS – MOTION ON BILL – SECOND - (320) FORD, QUESTION ABOUT PASSING THE BILL – RESPOND – (355) FORD, MAYBE WE ARE NOT READY TODAY, BUT THERE IS NO REASON FOR ANYONE HERE TO SAY THAT I CANNOT VOTE FOR AMENDMENT NUMBER 5 – YOU SHOULD AT LEAST READ IT – A FLAT INCOME TAX IS CONSTITUTIONAL – AMENDMENT 10 IS INSUFFICIENT – (620) COOPER, MOTION TO MOVE NUMBER 10 TO THE FIRST – SECOND – DISCUSS – (641) FOWLER, PASSES - (655) ROCHELLE, COOPER ASKED IF THERE WAS AN OBJECTION TO CONSIDER AMENDMENT 10 FIRST – NO OBJECTIONS – NUMBER 10 IS NUMBER 1 – (676) COOPER, AMENDMENT 10 MOTION - SECOND – (680) FOWLER, UNDER AMENDMENT NUMBER 5, DOES IT HAVE ANY PROVISION THAT RAISES REVENUE FOR THE CURRENT FISCAL YEAR OR DOES IT ONLY APPLY TO THE NEXT FISCAL YEAR? – RESPOND – (705) FOWLER, ASKS QUESTION TO FORD ABOUT AMENDMENT 5?– RESPOND – WHAT DOES YOUR PROPOSAL DO TO RAISE FUNDS BETWEEN NOW AND JULY 1? FORD, RESPONSE - DISCUSS – (772) FOWLER, TALKS ABOUT WHEN CHANGES WILL GO INTO EFFECT – AMENDMENT TEN RAISES MONEY DURING THE CURRENT FISCAL YEAR – FORD'S AMENDMENT WON'T DO ANYTHING UNTIL JULY – I DON'T WANT A SALES TAX BECAUSE I AM ON A BORDER COUNTY – ASKS FOR VOTE FOR THIS AMENDMENT – (860) MILLER, WANTS TO MAKE INFORMED DECISION TONIGHT – IS THERE A BETTER WAY THAN AMENDMENT NUMBER TEN TO GET THROUGH THIS BUDGET YEAR? – (910) FORD, RESPONDS – DISCUSS – (1036) MILLER, WANTS TO HEAR ABOUT ANY BETTER WAY THAN AMENDMENT TEN – (1048) ROCHELLE, I AM NOT RISING TO ADDRESS THE MERITS OF NUMBER TEN – THERE IS ANOTHER ALTERNATIVE – IS IT BETTER? THAT IS A MATTER OF JUDGEMENT – DISCUSSES USE OF RAINY DAY FUND- (1128) KYLE, COMMENTS ON PROPOSAL – WE HAVE NEVER PASSED A TEMPORARY TAX THAT STAYED TEMPORARY – (1200) COOPER, THIS IS A TEMPORARY SALES TAX – (1218) RAMSEY, COMMENT ABOUT ALTERNATIVES – IN THE LAST THREE YEARS WE ARGUED ABOUT NEW SPENDING – WE NEED TO DO SOMETHING BY THE END OF THE YEAR - (1306) DIXON, WHEN WILL THIS GO INTO EFFECT, SENATOR COOPER? RESPOND – DISCUSS - (1506) GRAVES, FRUSTRATION ABOUT LACK OF SOLUTION – WE'VE GOT TO FIX THIS YEAR, NOW – IF WE PASS THIS TODAY, HOW LONG DOES IT TAKE TO GET IMPLEMENTED – THEY SAID 30 DAYS – WE HAVE TO BALANCE THE BUDGET THIS YEAR – THIS IS A TOUGH ISSUE – SHORTFALL THIS YEAR IS ONE VOTE – BUDGET FOR NEXT YEAR IS A SECOND VOTE – (1660) PERSON, COMMENTS DIRECTED TO COOPER, HAVE YOU RECEIVED ANY ASSURANCE FROM THE HOUSE THAT IF WE MOVE TONIGHT THEY WILL ACT – COOPER, RESPONSE – (1724) WILDER, WE ARE ON THE AMENDMENT – (1731) KYLE, COMMENTS ON THE NUMBER OF VOTES INVOLVED TO TAKE CARE OF THE PROBLEM – (1754) TRAIL, COULD SENATOR WOMACK VOTE ON THIS AND LET ME GO HOME - (1770) WILDER, COMMENTS – (1790) TRAIL, COMMENTS ABOUT CASTING THE UPCOMING VOTE - WHAT IS THE PROJECTION FOR THE SHORTFALL FOR THIS BUDGET YEAR? RESPOND – TRAIL, WHAT ARE THE PROGRESSIONS FOR THIS BILL TO RAISE IF IT PASSES BY APRIL 1 – RESPOND – TRAIL, WHAT ABOUT THE DIFFERENCE BETWEEN THE TWO NUMBERS – HOW DO YOU ACCOUNT FOR THE SHORTFALL – COOPER, RESPOND – DISCUSS –

RETRIEVED FROM DEMOCRACYDOCKET.COM

HALF SPEED RECORDER

HOUSE X SENATE JOINT NON-LEG.
SUBJECT: SESSION
DATE: 4-24-2002
TIME: 1:02 PM

TAPE # H-33
RECORDER: DEBUSK
LOG PAGE # 1

NAIFEH - CALL TO ORDER – (28) PRAYER - (160) PLEDGE - (170) ROLL CALL – 97 – (222)

PERSONAL ORDERS - (321) INTRODUCTION OF RESOLUTIONS - (327) SJR CONGRATULATORY & MEMORIALIZING - (341) RESOLUTIONS LYING OVER – (355) INTRODUCTION OF BILLS - (372) SB ON 1ST CONSIDERATION – (392) HB ON 2ND CONSIDERATION - (400)

CONSENT CALENDAR - MOTION, SECOND – (413) OBJECTION TO 3265 – (421) VOTE, PASSED, 97-0 – (441)

DAVIDSON – MOTION TO SUSPEND RULES 17, 49, 50, 71, 59, 75, 80 BRACKET 1, SECOND – (484) MILLER – QUESTIONS WHAT EACH RULE IS – RESPONSE – (555) VOTE, ADOPTED – (560) OFF MIC – (592)

RINKS – HOUSE DEMOCRATIC CAUCUS MEETING – (600) RINKS – HOUSE REPUBLICAN CAUCUS MEETING – (612) DAVIDSON – RECESS UNTIL 2:30 PM – (620) 1:23 PM TO 2:36 PM

NAIFEH – CALL TO ORDER – (640) DAVIDSON – DISPENSE WITH ROLL CALL – (647)

REGULAR CALENDAR

HB 2992, HEAD – ROLLED TO THE FIRST CALENDAR AFTER THE BUDGET – (679)

HB 2247, SHARP – REFERRED TO CALENDAR & RULES – (690)

HB 3193, HARGROVE – SUBSTITUTE WITH SB 2801, EXPLAINS THE BILL, MOTION, SECOND – (744) SHAW – QUESTIONS IF THE BILL ACTUALLY CHANGES ANYTHING IN THE LAW, IS IT JUST HOUSE KEEPING? - RESPONSE – (786) SHAW – QUESTIONS IF IT WOULD BE AGAINST THE LAW FOR SOMEONE TO DISTRIBUTE ABSENTEE BALLOT INFORMATION – RESPONSE – (805) VOTE, PASSED, 68-21, 2 PRESENT NOT VOTING – (825)

HB 2893, SARGENT – SUBSTITUTE WITH SB 2940, MOTION, SECOND – (870) ODOM – QUESTIONS IF THERE IS A FEE ASSOCIATED FOR PEOPLE UNDER THE BILL, IF WE ARE CHARGING A FEE WHY DON'T WE REQUIRE THEM TO REGISTER – RESPONSE – DISCUSSION – (925) TURNER, M. – QUESTIONS IF THE SECURITIES BROKERS IN CANADA EXTEND THE SAME AGREEMENT TO PEOPLE FROM TN, QUESTIONS LIMITING THE BILL TO WILLIAMSON COUNTY – RESPONSE – (952) VOTE, PASSED, 96-1, 1 PRESENT NOT VOTING – (986)

SJR 555, SANDS – ROLLED TO NEXT AVAILABLE CALENDAR

HB 3138, SANDS – ROLLED TO NEXT AVAILABLE CALENDAR – (1010)

HB 2128, MCMILLAN – SUBSTITUTE WITH SB 2233, MOTION, SECOND, VOTE, PASSED, 95-2, 1 PRESENT NOT VOTING – (1072)

HB 2510, BRILEY – ROLLED TO NEXT AVAILABLE CALENDAR – (1113)

HB 2678, MILLER - MOTION, SECOND – (1129) JONES, U. – AMENDMENT 1, ADOPTED – (1147) MILLER – EXPLAINS BILL – (1180) VOTE, PASSED, 88-7, 1 PRESENT NOT VOTING – (1210) OFF MIC – (1238)

HB 2808, COLE – ROLLED 2 WEEKS – (1253)

HJR 746, RINKS – EXPLAINS THE RESOLUTION, MOTION, SECOND – (1345) KISBER – AMENDMENT 1, ADOPTED – (1383) KISBER – AMENDMENT 2, ADOPTED – (1421) RHINEHART – QUESTIONS IF IT APPLIES TO LOCAL TAXES AS WELL – RESPONSE – (1434) ODOM – QUESTIONS IF THESE MATTERS ARE USUALLY PLACED BEHIND THE BUDGET – RESPONSE – DISCUSSION – (1507) BUCK – COMMENTS ON WHAT THE BILL WILL DO – (1600) CLERK READS RESOLUTION AS AMENDED – (1689) NEWTON – REQUESTS IT BE RE-SET FOR 2ND READING NEXT CALENDAR – (1710) OFF MIC – (1763)

HB 2542, PATTON - MOTION, SECOND, VOTE, PASSED, 97-0 – (1839)

HB 2693, HEAD - MOTION, SECOND – (1862) RIDGEWAY – AMENDMENT 1, HEAD EXPLAINS AMENDMENT – MOTION – SECOND - ADOPTED – (2033) AMENDMENT 2 – COMMENTS – MOTION – SECOND – ADOPTED – (2061) AMENDMENT 3 – HEAD – COMMENTS – MOTION – SECOND – ADOPTED – (2156) PINION, YOU HAVE CUT OUT SOME GOVERNMENT REQUIREMENT, BUT STIFFENED THE PENALTIES? RESPONSE – CALLS FOR QUESTION - (2198) VOTE, PASSED, 93-2 – (2235)

HJR 680, HAGOOD - MOTION, SECOND, (2274) VOTE, PASSED, 96-0 – (2305)

RETRIEVED FROM DEMOCRACYDOCKET.COM

HOUSE REGULAR CALENDAR

Summary of General Bills

Wednesday, April 24, 2002 at 1:00 p.m.

Published by the Office of the Chief Clerk

(Asterisked number indicates which bill is printed in your file.)

---

1. *HB 2992 by *Head, *Langster, *Davidson, *Jones, S., *Pruitt, *Arriola, *Briley, *Turner (Dav) (SB3126 by Rochelle).

State Employees - Changes minimum state contribution to state employees' health insurance from 60 percent of premiums to 80 percent. - Amends TCA Section 8-27-201. The Abstract summarizes HB2992 as introduced.

2. *HB 2247 by *Sharp (SB2309 by Fowler).

Employees, Employers - Reduces maximum maternity leave under statute from four months to 17 work weeks. - Amends TCA Section 4-21-408. The Abstract summarizes HB2247 as introduced.

3. HB 3193 by *Hargrove (*SB2801 by Rochelle).

Election Laws - Creates Class E felony for person who is not employee of election commission to give unsolicited request for application for absentee ballot; increases ratio for registered voters per voting machine from 650 to 750; makes other revisions to election laws. - Amends TCA Section 2-2-109; Section 2-2-116; Section 2-3-104 and Section 2-6-202.

Summary: Under present law, a person who is not an employee of an election commission commits a Class E felony if such person gives an application for an absentee ballot to any person.

This bill would maintain the above felony and create an additional Class E felony for giving an unsolicited request for an application for an absentee ballot to any person.

Under present law, when voting machines are used, there must be, as nearly as practicable, a maximum of 650 voters per machine at any polling place.

This bill would increase the target number per machine to 750.

Under present law, a mailed voter registration must be postmarked or submitted at least 30 days before an election. If the 30th day before an election falls on a Saturday, Sunday, or state holiday, a mailed registration form must be postmarked by the last business day of such weekend or holiday.

This bill would delete the postmark requirement concerning weekends and holidays.

Under present law, registration forms are required to be kept in a permanent record. The record must contain various information concerning the person registered to vote. If a registrant signs a mark or is unable to sign the application, information concerning the applicant's height, color of eyes, color of hair, and distinguishing marks or features must be noted under the signature line.

This bill would abolish the requirement that information concerning personal characteristics be included for those unable to sign or legibly sign the application.

ON MARCH 11, 2002, THE SENATE ADOPTED AMENDMENT #1 AND RESET SENATE BILL 2801, AS AMENDED.

AMENDMENT #1 makes it a Class A misdemeanor instead of a Class E felony for a person who is not an employee of the election commission to give an unsolicited request for application for absentee ballot to any person.

RETRIEVED FROM DEMOCRACYDOCKET.COM

ON MARCH 27, 2002, THE SENATE FURTHER CONSIDERED SENATE BILL 2801, AS AMENDED BY AMENDMENT #1, AND PASSED SENATE BILL 2801, AS AMENDED.

ON APRIL 10, 2002, THE HOUSE SUBSTITUTED SENATE BILL 2801 FOR HOUSE BILL 3193 AND RESET SENATE BILL 2801.

4. *HB 2893 by *Sargent (SB2940 by Atchley).

Securities - Authorizes Canadian broker-dealer to transact business in state without registering with commissioner of commerce and insurance in certain circumstances. - Amends TCA Title 48, Chapter 2, Part 1.

Summary: The Tennessee Securities Act regulates securities and broker-dealers in securities. The Act provides for registration with the commissioner of commerce and insurance for securities and broker-dealers and their agents. There are a number of exemptions to the registration requirements relative to securities and brokers.

This bill would provide an exemption from registration of certain Canadian securities. Such securities would be granted an exemption from registration requirements so long as the sale or offer is effected by a Canadian broker dealer or its agents qualified for exemption from registration with the commissioner of commerce and insurance.

The following establishes the circumstances under which a Canadian broker, who is a resident of Canada and has no office or other physical presence in the U.S. and is unaffiliated with a registered broker in the U.S, may transact business in Tennessee without registering with the commissioner.

(1) The business transacted in state must be limited to effecting of securities:

(a) With a natural person who regularly resides in Canada and who is temporarily in state and with whom the broker had a bona fide customer relationship before the customer entered the U.S.;

(b) With or for a natural person who is a resident of Tennessee, or is temporarily present in this state, who contributes to or is entitled to funds from a Canadian retirement account; and

(2) The broker files the following with the commissioner:

(a) An annual notice in the form prescribed by the commissioner;
(b) A consent to service of process; and
(c) An annual fee of $200; and

(3) The broker is a member is a member of a self regulatory organization or stock exchange in Canada;

(4) The broker maintains its provincial registration and its membership in a self regulatory organization or stock exchange in good standing; and

(5) The broker discloses to its customers in this state that the broker is not subject to the full requirements of the Tennessee Securities Act; and

(6) The broker is not in violation of any law involving fraudulent acts.

This bill would allow a Canadian agent representing a Canadian broker-dealer transacting business in this state to act without registering with the commissioner provided such person is registered in good standing in the appropriate Canadian jurisdiction.

5. *SJR 0555 by *Haynes, *Cohen, *Dixon.

Constitutional Amendments - Proposes amendment to Article VI, Section 14 of Tennessee Constitution, relative to general assembly prescribing maximum fine to be assessed without jury. -

Summary: ON MARCH 18, 2002, SENATE JOINT RESOLUTION 555 PASSED FIRST READING, FIRST VOTE, IN THE SENATE.

ON MARCH 27, 2002, SENATE JOINT RESOLUTION 555 PASSED SECOND READING, SECOND VOTE, IN THE SENATE.

RETRIEVED FROM DEMOCRACYDOCKET.COM

EXHIBIT 15

RETRIEVED FROM DEMOCRACYDOCKET.COM

Tennessee Mail-In Application For Voter Registration

You can use this form to:

☞ register to vote in Tennessee or to change your name and/or address.

Are you interested in working on Election Day? ☐ Yes ☐ No

To register to vote:

☞ you must be a U.S. citizen, AND

☞ you must be a resident of Tennessee, AND

☞ you must be at least 18 years old on/or before the next election, AND

☞ you must not have been convicted of a felony, or if you have, your voting rights must have been restored.

☞ **If you register by mail, you must vote in person the first time you vote after registering.**

MAIL OR HAND DELIVER THIS FORM TO YOUR COUNTY ELECTION COMMISSION.

Go to: http://tnsos.org/elections/election_commissions.php to find your County Election Commission address.

Instructions / checklist:

☐ Please PRINT with a blue or black **INK** pen (not felt tip).

☐ Provide the information in boxes 1-10 below, read and answer the VOTER DECLARATION in box 11, and sign by the "X" in box 12.

☐ An application for voter registration must be postmarked or hand delivered to the proper county election commission office at least 30 days before an election.

☐ Voter registration records are public records, open to inspection by any citizen of Tennessee, excluding social security numbers.

☐ **To ensure a more confidental mailing process of this form, the applicant is encouraged to place the voter registration application in an envelope addressed to the county election commission.**

Names of persons selected for jury service in state court are not chosen from permanent voter registration records.

If you are qualified and the information on your form is complete, we will add your name to the county's voter rolls. We will then mail you a voter registration card. This card will tell you where to vote.

Federal or Tennessee State Government Issued Photo ID Is Required To Vote Unless Exception Applies.

RETRIEVED FROM DEMOCRACYDOCKET.COM

1 Are you a citizen of the United States? ☐ Yes ☐ No

Will you be 18 years of age or older on or before Election Day? ☐ Yes ☐ No

If you answered "No" in response to either of the above, do not complete this form.

FOR COUNTY ELECTION COMMISSION USE ONLY

Mail _____ Reg # _____ Approved _____

Effective Date _____ P/A _____

District _____ Precinct _____ Ward _____

2 LAST NAME | FIRST NAME | MIDDLE NAME | SUFFIX | **3** SEX ☐ M ☐ F | **4** RACE (OPTIONAL)

5 ADDRESS WHERE YOU LIVE (DO NOT GIVE A P.O. BOX) | APT. # | CITY | COUNTY | STATE | ZIP CODE

6 ADDRESS WHERE YOU GET YOUR MAIL (IF DIFFERENT THAN ABOVE) | **7** E-MAIL (OPTIONAL)

8 DATE OF BIRTH | CITY AND STATE OF BIRTH | SOCIAL SECURITY # (required under T.C.A. § 2-2-116 for purposes of identification and to avoid duplicate registration) | **9** PHONE #

10 NAME AND ADDRESS ON LAST VOTER REGISTRATION

NAME _____ ADDRESS _____

CITY _____ COUNTY _____ STATE _____ ZIP _____

11 **VOTER DECLARATION:** I, being duly sworn on oath (or affirmation) declare that the above address is my legal residence and that I plan to remain at such residence for an undetermined period of time and say that to the best of my knowledge and belief all of the statements made by me are true.

	Yes	No
1. Are you a resident of the State of Tennessee?	☐	☐
2. Have you ever been convicted of a crime which is a felony in this state, by a court in this state, a court in another state, or a federal court?	☐	☐

12 WARNING: Giving false information to register to vote or attempting to register when not qualified is a felony punishable by not less than two (2) years nor more than twelve (12) years imprisonment or a fine of $5,000 or both.

X _____ _____

Signature (or mark) of Applicant | Date

If applicant is unable to sign, provide signature of person who signed for applicant.

_____

Signature of Person Assisting

_____

Address

ss-3010 (Rev. 10/15)

FROM:

_____

_____

_____

_____

PLACE STAMP HERE
The Post Office will not deliver without postage.



Voter Registration Document - Please Do Not Delay

TO:

_____ **COUNTY ELECTION COMMISSION**

_____

_____

_____

RETRIEVED FROM DEMOCRACYDOCKET.COM

TRANSFERRED TO NEW ADDRESS

New Address (and mailing address if different)	District/Ward/ Precinct	Clerk	Date	Additional Information

EXHIBIT 16

RETRIEVED FROM DEMOCRACYDOCKET.COM

E-FILED
5/22/2020 11:49 AM
CLERK & MASTER
DAVIDSON CO. CHANCERY CT.

IN THE CHANCERY COURT OF DAVIDSON COUNTY, TENNESSEE
TWENTIETH JUDICIAL DISTRICT, NASHVILLE

HUNTER DEMSTER, EARLE J. FISHER, JULIA HILTONSMITH, GINGER BULLARD, JEFF BULLARD, ALLISON DONALD, and #UPTHEVOTE901,	)	
Plaintiffs,	)	
v.	)	Docket No. 20-0435-III
TRE HARGETT, MARK GOINS, WILLIAM LEE, and HERBERT SLATERY III, each in his official capacity For the State of Tennessee	)	
Defendants.	)	

RETRIEVED FROM DEMOCRACYDOCKET.COM

RESPONSE IN OPPOSITION TO PLAINTIFFS' REQUEST FOR A TEMPORARY INJUNCTION

Defendants, Tre Hargett, Mark Goins, William Lee, and Herbert Slatery III, in their official capacities, submit this Response in Opposition to Plaintiffs' Request for a Temporary Injunction.

INTRODUCTION AND BACKGROUND

The right to vote can be found in the Tennessee Constitution and has been a settled part of Tennessee law for well over a century. *See* Tenn. Const. art. IV, § 1; *see also State v. Staten*, 46 Tenn. 233, 243 (1869). And for nearly that long, courts have recognized that the right is not unlimited. *See, e.g.*, *Cook v. State*, 16 S.W. 471, 473 (Tenn. 1891). Rather, the Constitution "surrounded the right of suffrage with some inconveniences, and authorized the legislature to attach more." *Id* Indeed, "the same constitutional provisions that guarantee the right to vote also charge the state with ensuring that elections are free and equal." *See City of Memphis v. Hargett*,

414 S.W.3d 88, 103 (Tenn. 2013). And those same provisions further authorize the General Assembly to enact laws to protect "the purity of the ballot box." *See id.*

Tennessee, then, must engage in a balancing act—it must balance its compelling interest in protecting the "purity of the ballot box" against its citizens' right to vote. Like many states, Tennessee strikes this balance by providing ample opportunity for its 4,164,482 registered voters to cast their votes in person at various locations across the state. (*See* Goins Decl., ¶ 4.) And, also like many other states, Tennessee permits certain voters—those who are ill, hospitalized, disabled, away from their homes, or beyond a certain age—to cast their votes by mail. *See* Tenn. Code Ann. § 2-6-201. Even so, the vast majority—nearly 98%—of Tennesseans choose to vote in person each election season. (*See* Ex. 1 to Goins Decl., 14; Goins Decl., ¶ 5.) For that reason, Tennessee's approach is designed to serve those voters.

The COVID-19 pandemic, however, has upended nearly every facet of American life. And elections are no exception. For that reason, Tennessee has quickly taken steps to ensure that its elections may proceed safely and securely. On April 23, 2020, the Secretary of State's Division of Elections released its Tennessee Election COVID-19 Contingency Plan (the "Plan") that implements numerous safeguards for in-person voters and poll workers and also accounts for increased mail-in voting for eligible voters. (*See* Ex. 1 to Goins Decl.; Goins Decl., ¶¶ 3–4.) This Plan is a result of "research regarding not only elections[,] but the current state of healthcare." (*See id.* at 1.) In crafting this Plan, the Division of Elections worked with county, state, and federal election officials both in Tennessee and across the country. (*See id.*) As a result, the Plan accounts for the risks of COVID-19 in the election context while also recognizing the historical preference for in-person voting. The Plan also acknowledges the logistical hurdles—or impossibilities—of rapidly implementing statewide absentee voting.

RETRIEVED FROM DEMOCRACYDOCKET.COM

In light of these realities, the Plan has been designed to protect the interest of voters in having their votes count while also furthering the State's interests in the integrity and efficiency of the election process. The Plan does this in two main ways. First, it establishes safety guidelines for polling places. Polling places, for example, are instructed to: keep doors open to minimize the need to touch handles or knobs; post signs advising voters to wear masks and gloves whenever possible; comply with CDC guidelines by maintaining six feet of separation at all times; spread out voting machines to facilitate social distancing; place plexiglass barriers between poll workers and voters; regularly sanitize voting machines; and screen polling workers for symptoms before election and early voting days. (*See* Ex. 1 to Goins Decl., 30–35; Goins Decl., ¶¶ 9–10, 27–33.)

And second, the Plan accounts for a dramatic increase in absentee voting. The Plan contemplates absentee voting by every registered voter over the age of 60—a group of about 1.4 million, or approximately 36% of the State's registered voters. (*See id.* at 10; *see generally* Goins Decl., ¶¶ 11–13, 16–17, 20–22); *see also* Tennessee Secretary of State, *Election Statistics, Voter Registration December 2019*, https://sos-tn-gov-files.tnsosfiles.com/RptSixMonthSumDec2019.pdf?bwg.F1B6O64zPY8baFShlQ3o1wu1OvP. In the last presidential election, by contrast, fewer than 3% of Tennessee voters cast their votes by mail. (*See* Ex. 1 to Goins Decl., 14.) This unprecedented increase in absentee ballots requires a similar increase in the State's capacity to process those ballots. (*See generally* Roberts Decl., ¶¶ 3, 9; Phillips Decl., ¶ 4; Davis Decl., ¶ 4; Sweat Decl., ¶ 4; Pulley Decl., ¶ 4.) This means that, in addition to the cost of purchasing the ballots themselves, county election commissions across the state will need to hire additional workers and may need to rent larger facilities. (*See* Roberts Decl., ¶ 9; Phillips Decl., ¶ 4; Davis Decl., ¶ 4; Sweat Decl., ¶ 4; Pulley Decl., ¶ 4.)

RETRIEVED FROM DEMOCRACYDOCKET.COM

But Plaintiffs want more. On May 8, 2020, Plaintiffs filed a complaint in which they allege that Tennessee's longstanding requirement that votes must generally be cast in person is an unconstitutional limitation on the right to vote. (*See* Compl., ¶¶ 1, 43–45.) Plaintiffs ask this Court to issue injunctive relief requiring Tennessee to permit every registered voter to cast their vote by mail. (*See generally* Compl., ¶ 53.)

ARGUMENT

Tennessee Courts have long recognized that a temporary injunction is an "extraordinary" remedy that should be granted "with great caution." *See, e.g.*, *Hall v. Britton*, 292 S.W.2d 524, 531 (1953); *Galyon v. First Tennessee Bank Nat. Ass'n*, No. 03A01-9106CH00219, 1991 WL 259473, at *1 (Tenn. Ct. App. Dec. 11, 1991) (noting that "injunctive relief" is "an extraordinary equitable remedy"). For that reason, "the decision to grant an injunction should not be a perfunctory one." *Alexandria-Williams v. Goins*, No. W2018-01024-COA-R10-CV, 2018 WL 3198799, at *2 (Tenn. Ct. App. June 26, 2018). Indeed, "there is no power the exercise of which is more delicate, which requires greater caution, deliberation and sound discretion or is more dangerous in a doubtful case." *Id.* (quoting *Mabry v. Ross*, 48 Tenn. 769, 774 (1870)).

RETRIEVED FROM DEMOCRACYDOCKET.COM

In light of these principles, the Tennessee Rules of Civil Procedure permit awards of injunctive relief only where "it is clearly shown by verified complaint, affidavit or other evidence that the movant's rights are being or will be violated by an adverse party" and that "the movant will suffer immediate and irreparable injury, loss or damage pending a final judgment in the action, or that the acts or omissions of the adverse party will tend to render such final judgment ineffectual." Tenn. R. Civ. P. 65.04. When considering requests for injunctive relief under this rule, Tennessee trial courts—like their federal counterparts—consider four factors: "(1) the threat of irreparable harm to the plaintiff if the injunction is not granted; (2) the balance between this

harm and the injury that granting the injunction would inflict on defendant; (3) the probability that plaintiff will succeed on the merits; and (4) the public interest." *Moody v. Hutchison*, 247 S.W.3d 187, 199–200 (Tenn. Ct. App. 2007); *see also S. Cent. Tennessee R.R. Auth. v. Harakas*, 44 S.W.3d 912, 919 n.6 (Tenn. Ct. App. 2000) (recognizing that this "four-factor test" is "[t]he most common description of the standard for preliminary injunction in federal and state courts"). Here, all four factors weigh against granting Plaintiffs' requested relief.

I. Plaintiffs are Unlikely to Succeed on the Merits.

Plaintiffs cannot demonstrate that they are likely to succeed on the merits of their claims. In their complaint, Plaintiffs contend that Tennessee's existing election requirements impose "unreasonably burdensome" conditions on the right to vote, (*see* Compl., ¶ 43), and deprive Plaintiffs of equal protection (*see id.* at ¶¶ 44–45). For these reasons, Plaintiffs argue, the challenged laws violate the Tennessee Constitution. Plaintiffs are unlikely to succeed on the merits of these claims. First, because Plaintiffs' claims do not present a justiciable case or controversy. And second, because Plaintiffs' constitutional claims fail under the standards set out by the Tennessee and United States Supreme Courts.

RETRIEVED FROM DEMOCRACYDOCKET.COM

A. Plaintiffs' claims do not present a justiciable case or controversy.

Tennessee Courts have "long recognized that the province of a court is to decide, not advise, and to settle rights, not to give abstract opinions." *See West v. Schofield*, 468 S.W.3d 482, 490 (Tenn. 2015) (quoting *Norma Faye Pyles Lynch Family Purpose LLC v. Putnam Cty.*, 301 S.W.3d 196, 203 (Tenn. 2009)) (internal quotation marks omitted). Put another way, "Tennessee Courts decide only legal controversies." *Id.* (internal quotation marks omitted). To determine whether a legal controversy exists, Tennessee courts employ several related "justiciability doctrines," including, for example, the prohibition against advisory opinions, standing, ripeness,

and mootness. *See id.* These doctrines ensure that courts are not "called upon to decide abstract questions of wide public significance even though other governmental institutions may be more competent to address the questions and even though judicial intervention may be unnecessary to protect individual rights." *Id.* (quoting *Am. Civil Liberties Union of Tenn. v. Darnell*, 195 S.W.3d 612, 620 (Tenn. 2006)). Here, two of these justiciability doctrines—standing and ripeness—render Plaintiffs' claims nonjusticiable.

1. Plaintiffs lack standing.

It is well settled that a plaintiff's standing is a "threshold determination" in any case. *See Tubbs v. Long*, No. M2019-00627-COA-R3-CV, 2020 WL 2046057, at *9 (Tenn. Ct. App. Apr. 28, 2020). To establish standing, a plaintiff must "show three indispensable elements by the same degree of evidence as other matters on which the plaintiff bears the burden of proof." *See Darnell*, 195 S.W.3d at 620 (citing *Petty v. Daimler/Chrysler Corp.*, 91 S.W.3d 765, 767 (Tenn. Ct. App. 2002)) (internal quotation marks omitted). First, "a plaintiff must show a distinct and palpable injury"; second, a plaintiff must show "a causal connection between the claimed injury and the challenged conduct"; and third, a plaintiff must show that "the alleged injury is capable of being redressed by a favorable decision of the court." *See id.* at 620. Plaintiffs here have not made these necessary showings.

RETRIEVED FROM DEMOCRACYDOCKET.COM

Plaintiffs have not shown a "distinct and palpable injury." *See id.* In their complaint, Plaintiffs allege a range of possible harms that may occur if Tennessee's existing election laws are enforced. Plaintiffs, for example, contend that "[v]oters standing in line close to each other, handling ballots, and using touch screens make for a potentially toxic stew of community transmission of [COVID-19]." (*See* Compl., ¶ 30.) Similarly, they allege that enforcement of Tennessee's current voting requirements increases the risk that voters and poll workers will

"contract [COVID-19] through election-related contact and thereafter increase the reach of community spread." (*See id.* at ¶ 33.) And finally, Plaintiffs suggest that requiring voters to remain at least six feet apart "would physically elongate voter lines at polling locations, likely forcing certain voters to stand in line to vote" far enough from the polling locations that they cannot be "shield[ed] [] from unwanted campaign advertisements and solicitations." (*See id.* at ¶ 40.)

But these "conjectural" and "hypothetical" injuries are insufficient to establish standing for any Plaintiff. *See, e.g.*, *Darnell*, 195 S.W.3d at 620, 622–25 (Tenn. 2006). Indeed, Plaintiffs offer little more than speculation and abstract concerns about the risks of COVID-19 transmission during elections that are months in the future. Plaintiffs cannot show that COVID-19 will be a danger at polling locations when these elections take place. Nor can they provide any evidence to support their fears of contracting COVID-19. Not only that, but Plaintiffs do not allege any facts that suggest that their fears are real—nowhere in the complaint do they allege that they have taken any steps to protect themselves from COVID-19. They do not allege that they have been self-quarantining, social-distancing, wearing masks, or indeed taking any precautions to avoid exposure.[1] And even if they could, none of the Plaintiffs can show that they will lose access to the right to vote—the purported basis of their suit.

RETRIEVED FROM DEMOCRACYDOCKET.COM

What is more, several individual Plaintiffs cannot show injury for additional, independent reasons. Three Plaintiffs allege that autoimmune diseases or other conditions render them especially vulnerable to COVID-19. (*See* Compl., ¶¶ 7–8, 10.) These Plaintiffs contend that they

[1] In fact, one Plaintiff—Rev. Fisher—even seems willing to ignore established social-distancing guidance. He alleges that he "may be called upon at any time to attend to elderly, sick, or otherwise immunocompromised members of his congregation." (Compl., ¶ 6.) If these meetings are face-to-face, Rev. Fisher already risks contracting or transmitting COVID-19, a fact that would undercut his alleged fears of contracting the disease from voting in person. And if they are not, he risks nothing, and these meetings are irrelevant to his allegations of harm.

will be harmed if they are required to cast their votes in person. But nowhere do these Plaintiffs allege that they have applied for and been denied permission to vote absentee. Instead, they simply assume that their applications will be denied. These assumed denials, however, are not injuries sufficient to establish standing. *See Darnell*, 195 S.W.3d at 620 (noting that standing requires a "distinct and palpable injury"). And a third Plaintiff—Jeff Bullard—alleges that he will be harmed if he is required to vote in person. (*See* Compl., ¶ 9.) Mr. Bullard, however, is not registered to vote at all. (*See* Goins Decl., ¶ 38.) At this point, then, he cannot show any impairment of his right to vote resulting from Tennessee's in-person voting requirement.

Nor have Plaintiffs established "a causal connection between the claimed injury and the challenged conduct." *See Darnell*, 195 S.W.3d at 620. As discussed above, Plaintiffs' claimed injuries focus on the potential risk of contracting COVID-19. They allege that these risks naturally follow from the enforcement of Tennessee's existing in-person voting requirements. But the requirement to vote in person does not equate to a requirement to stand in close proximity to others without any protective equipment. In other words, Plaintiffs' request for relief is premised entirely on a hypothetical worst-case scenario for the upcoming elections—one that the State is actively working to prevent. In fact, the State's newly developed Plan addresses many of Plaintiffs' concerns by implementing social distancing, sanitation, and other measures at polling places to further the safety of voters and polling workers. (*See* Goins Decl., ¶¶ 9–10; 26–35; *see also* Ex. 1 to Goins Decl., 30–35.) Thus, even if Plaintiffs' concerns about contracting COVID-19 were sufficient to confer standing in the abstract, the "line of causation between" those concerns and the challenged State laws is far "too attenuated" to establish standing here. *See Darnell*, 195 S.W.3d at 621.

RETRIEVED FROM DEMOCRACYDOCKET.COM

And for several specific Plaintiffs, there is no "line of causation" at all. As discussed above, three Plaintiffs allege that they have autoimmune diseases or other conditions that render them especially vulnerable to COVID-19. (*See* Compl., ¶ 7–8, 10.) But they have not applied to vote absentee because they assume their applications would be denied. That assumption, however, cannot serve as the "line of causation" between the harms they allege and Tennessee's in-person voting requirement. *See Darnell*, 195 S.W.3d at 621; *see also id.* at 620 (explaining that "[a] plaintiff may satisfy [the causation] element by establishing the existence of a 'fairly traceable' connection between the alleged injury in fact and the defendant's challenged conduct"). And another Plaintiff—Jeff Bullard—is not registered to vote at all. Thus, to the extent that he is unable to vote in the coming elections, that inability results from his failure to register—not from the challenged Tennessee law. In other words, he too has failed to show any "line of causation."

In sum, Plaintiffs have failed to make their "threshold" showing of standing. The injuries they allege are speculative and they cannot show a causal link between the challenged laws and their alleged injuries. These failures deprive them of standing and are fatal to their claims.

2. Plaintiffs' claims are not ripe.

Much like standing, the doctrine of ripeness exists to "prevent the courts, through avoidance of premature adjudication, from entangling themselves in abstract disagreements." *See West*, 468 S.W.3d at 490 (quoting *Abbott Labs. v. Gardner*, 387 U.S. 136, 148 (1967)). The "central concern of the ripeness doctrine," then, "is whether the case involves uncertain or contingent future events that may or may not occur as anticipated or, indeed, may not occur at all." *Id.* at 491 (quoting *B & B Enters. of Wilson Cty., LLC v. City of Lebanon*, 318 S.W.3d 839, 848 (Tenn. 2010)). To determine whether a case is ripe, Tennessee courts engage in a two-pronged analysis. *See id.* The first prong considers "the fitness of the issues for judicial decision." *Id.*

RETRIEVED FROM DEMOCRACYDOCKET.COM

(quoting *Abbott Labs*., 387 U.S. at 149). And the second prong considers the "hardship to the parties of withholding court consideration." *Id.* Here, application of these prongs reveals that Plaintiffs' claims—particularly relating to the November election—are not ripe.

First, Plaintiffs' claims are not fit for judicial decision. *See id.* Generally, Plaintiffs allege that they will be harmed if Tennessee's existing in-person voting requirements are enforced in the upcoming elections. Plaintiffs, for example suggest that the enforcement of these requirements increases the risk that voters and poll workers will "contract [COVID-19] through election-related contact and thereafter increase the reach of community spread." (*See* Compl., ¶ 33.) Several individual Plaintiffs allege that, because of their existing medical conditions, they are especially concerned about the risk of contracting COVID-19. (*See id.* at ¶¶ 7–8, 10.) And others, while not alleging any special vulnerabilities themselves, allege that they worry they will transmit the disease to others in their homes or communities. (*See id.* at ¶¶ 5–6, 9.) These allegations, however, are not "based on an existing legal controversy." *See West*, 468 S.W.3d at 491. Rather, they are based on "hypothetical and contingent future events that may never occur." *See id.* No part of Plaintiffs' complaint demonstrates that they are "presently subject" to the harms they allege. Nor could it—the harms Plaintiffs allege can occur only if the State fails to take any action to protect voters and polling workers. But the State is taking substantial action—based on recommended guidelines—to protect voters and polling workers. As a result, Plaintiffs' alleged harms are "hypothetical," "contingent," and "may never occur." *See id.*

Second, Plaintiffs will not suffer "meaningful hardship" if this Court declines to consider their claims. *See id.* at 492. Plaintiffs claim that they will suffer harm if Tennessee's in-person voting requirements are enforced in the upcoming elections. The "prototypical case of hardship" is one where a plaintiff "faces a choice between immediately complying with a burdensome law

RETRIEVED FROM DEMOCRACYDOCKET.COM

or risking serious penalties." *See id.* (quoting *Warshak v. United States*, 532 F.3d 521, 531 (6th Cir. 2008)) (internal alteration and quotation marks omitted). Plaintiffs cannot allege anything resembling this "prototypical hardship" here. As discussed above, the harms Plaintiffs allege are speculative and hinge on a range of contingent future events—none of which are certain to occur. Not only that, but to the extent that Plaintiffs will ever "face a choice" between complying with Tennessee's in-person voting requirements and risking exposure to COVID-19, that choice would be months in the future and the lack of judicial relief now will not impose any meaningful hardship.

In sum, Plaintiffs have not shown that their claims are fit for judicial resolution. Nor have they demonstrated that they will suffer any meaningful hardship if this Court declines to review their claims. Put simply, Plaintiffs' claims are not ripe.

B. Plaintiffs' constitutional claims fail as a matter of law.

Even if this Court determines that Plaintiffs' claims are justiciable, Plaintiffs are not entitled to relief. Plaintiffs contend that Tennessee's existing in-person voting requirement is unconstitutional. More specifically, Plaintiffs allege that the challenged law "unreasonably burdens" their right to vote and that it deprives them of equal protection. It is well settled that when "evaluating the constitutionality of a statute," courts "begin with the presumption that an act of the General Assembly is constitutional." *See Waters v. Farr*, 291 S.W.3d 873, 882 (Tenn. 2009) (quoting *Gallaher v. Elam*, 104 S.W.3d 455, 459 (Tenn. 2003)). This presumption is strongest when "a party brings a facial challenge to the validity of a statute." *Id.* A facial challenge, "involves a claim that the statute fails an applicable constitutional test and should be found invalid in all applications." *Id.* at 921. An as-applied challenge, by contrast, "presumes that the [the challenged] statute is generally valid," but "asserts that specific applications of the statute are unconstitutional." *Id.* at 923.

RETRIEVED FROM DEMOCRACYDOCKET.COM

Plaintiffs purport to challenge this law as-applied to them. (*See* Compl., ¶ 17.) But Plaintiffs' challenge is as-applied in name only. Plaintiffs ask this Court not simply to invalidate Tennessee's in-person voting requirement for them—but to enjoin the State from relying on the challenged statute as a basis for "[d]enying *any* written or in-person absentee ballot request" for the upcoming elections or from "[r]ejecting *any* absentee ballot" cast in those elections. (*See* Compl., ¶ 53 (emphasis added).) This is a facial challenge. As a result, Plaintiffs bear a heavy burden. *See Waters*, 291 S.W.3d at 921 ("[a] facial challenge to a statute is the most difficult challenge to mount successfully.").

Plaintiffs have not carried this burden and this Court should reject their constitutional claims. First, because the challenged laws are permissible exercises of the State's authority to regulate elections and do not unreasonably burden the right to vote. And second, because the challenged laws do not deprive Plaintiffs of equal protection under the law.

RETRIEVED FROM DEMOCRACYDOCKET.COM

1. The challenged laws are not "unreasonably burdensome."

Plaintiffs argue that Tennessee's in-person voting requirement "unreasonably burdens" their right to vote. This argument fails. It is true, of course, that the right to vote is fundamental. *See May v. Carlton*, 245 S.W.3d 340, 349 (Tenn. 2008). It is equally true, however, that the right to vote is not without limits. *See City of Memphis*, 414 S.W.3d at 114 (Koch, J. concurring) (recognizing that while "[t]here can be little debate that the right to vote" is "a fundamental right," it is "not absolute"). Indeed, more than a century ago, the Tennessee Supreme Court recognized that our "constitution surrounded the right of suffrage with some inconveniences, and authorized the legislature to attach more." *Cook*, 16 S.W. at 473. Stated differently, our constitution "entrusts the General Assembly with both the duty and the authority" to ensure the "purity of the ballot box." *See City of Memphis*, 414 S.W.3d at 104 (citing Tenn. Const. art. IV, § 1).

When exercising its duty and authority to protect the integrity of the election process, the General Assembly "must be reasonable and just, not imposing impossible or oppressive conditions, else its legislation be void." *See Cook*, 16 S.W. at 473. These principles, recognized by the Tennessee Supreme Court, also underlie the standard for analyzing voting regulations developed by the United States Supreme Court. *See City of Memphis*, 414 S.W.3d at 115 (Koch, J. concurring) (recognizing that the standard set out in *Cook* "bears a strong resemblance to the United States Supreme Court's 'excessively burdensome requirements' standard"). Under that standard, courts must weigh the character and magnitude of the injury to the plaintiff against the State's interests in justifying the requirements imposed by its election laws. *See, e.g.*, *Anderson v. Celebrezze*, 460 U.S. 780, 789 (1983). The level of scrutiny applied to the State's requirements depends on the extent to which the challenged regulation burdens the plaintiff's rights. *See Burdick v. Takushi*, 504 U.S. 428, 434 (1992). If the State's requirements severely restrict those rights, then the requirements may be upheld only if they are narrowly tailored to advance a compelling State interest. *Id*. If, however, state law imposes only "reasonable," "nondiscriminatory" restrictions, the State's important regulatory interests are generally sufficient to justify the restrictions imposed. *Id*.; *see also Anderson*, 460 U.S. at 788.

RETRIEVED FROM DEMOCRACYDOCKET.COM

Here, Tennessee's in-person voting requirement is a "reasonable" and "nondiscriminatory" means of ensuring the purity of the election process that does not "impos[e] impossible or oppressive conditions" on the right to vote. *See Burdick*, 504 U.S. at 434; *see also Cook*, 16 S.W. at 473. As a result, Tennessee's "important regulatory interests" mean that the challenged laws should be upheld. *See Burdick*, 504 U.S. at 434; *see also Anderson*, 460 U.S. at 788.

The challenged provision—Tenn. Code Ann. § 2-6-201—is a reasonable and nondiscriminatory means of furthering the State's compelling interest in preventing fraud. The

provision is an exception to the general rule that votes must be cast in person. It permits certain registered voters to vote by mail, including: voters who will be outside of the county in which they are required to vote; voters who are more than 60 years old, hospitalized, ill, disabled, or their caretakers; and voters who cannot appear because they are observing a religious holiday. *See generally* Tenn. Code Ann. § 2-6-201. Voters who do not fall within one of the categories enumerated in this statute must cast their votes in person. *See Foust v. May*, 660 S.W.2d 487, 488 (Tenn. 1983) (recognizing that "absentee voting statutes require strict construction, unlike other election laws which are construed liberally in favor of the voter"). An explicit purpose of this provision—and indeed the chapter as a whole—is "[t]o prevent fraud in an election." *See* Tenn. Code Ann. § 2-6-101(c); *see also Foust*, 660 S.W.2d at 488 (listing prevention of fraud as "the purpose of the chapter"). And it is well settled that the State has compelling interests "in the integrity of the election process" and preventing voter fraud. *See City of Memphis*, 414 S.W.3d at 104 (recognizing that the State's interest in "the integrity of the election process empowers the [it] to enact laws to prevent voter fraud before it occurs, rather than only allowing the [it] to remedy fraud after it has become a problem").

RETRIEVED FROM DEMOCRACYDOCKET.COM

The challenged provision also furthers the State's interest in the efficient and responsible use of its resources. Given the overwhelming historical preference of Tennessee voters to vote in person, (*See* Ex. 1 to Goins Decl., 14), and the extraordinary amount of money, space, and staff necessary to provide for the possibility of up to 100% in person voting and 100% voting by mail, (*See* Roberts Decl., ¶¶ 3, 9; Phillips Decl., ¶¶ 4, 6–7, 9; Davis Decl., ¶¶ 4, 6–7, 9; Sweat Decl., ¶¶ 4–6, 8; Pulley Decl., ¶¶ 4, 6–7, 9), Tennessee's interest in not expending vast resources for a non-preferred method of voting is equally compelling.

What is more, the challenged provision does not impose impossible or oppressive conditions on the right to vote. Plaintiffs claim that enforcement of Tennessee's in-person voting requirement in August and November will unconstitutionally burden their right to vote. Specifically, they contend that enforcement of Tennessee's current voting requirements increases the risk that voters and poll workers will "contract [COVID-19] through election-related contact and thereafter increase the reach of community spread." (*See id.* at ¶ 33.) Plaintiffs also suggest that requiring voters to remain at least six feet apart "would physically elongate voter lines at polling locations, likely forcing certain voters to stand in line to vote" far enough from the polling locations that they will be exposed to "unwanted campaign advertisements and solicitations." (*See id.* at ¶ 40.) But none of the alleged harms—even if they did occur—would prevent someone from exercising their right to vote. The State has implemented a comprehensive Plan approved by the Tennessee Department of Health and following applicable CDC recommendations to ensure safe and easy access to early voting, absentee voting for those who are statutorily eligible, and voting on election day for those who choose to wait.

RETRIEVED FROM DEMOCRACYDOCKET.COM

To summarize: Tennessee's in-person voting requirement reflects the most efficient use of resources to provide the method of voting preferred by the vast majority of Tennesseans and is a longstanding and reasonable means of ensuring the integrity of the election process that does not unreasonably burden the right to vote. As a result, under the standards set out by the United States and Tennessee Supreme Courts, the challenged provisions are constitutional. *See Burdick*, 504 U.S. at 434; *see also Cook*, 16 S.W. at 473.

Even if Tennessee's in-person voting requirement were subject to strict scrutiny, this result would not change. Strict scrutiny is a stringent standard of review and is reserved for laws that impose "severe restrictions" on constitutional rights. *See City of Memphis*, 414 S.W.3d at 102

(Tenn. 2013) (quoting *Burdick*, 504 U.S. at 434). To "satisfy strict scrutiny" in the voting-rights context, the proponent of the law must "demonstrate that any burden on the right to vote is justified by a compelling state interest." *See id.* The proponent must also "show that the regulation at issue is narrowly tailored to achieve [that] compelling state interest." *Id.* A regulation will be viewed as "narrowly tailored" only if there are no "alternative means of achieving the state interest that would be less intrusive and comparably effective." *Id.* But this standard, while stringent, is not impossible to meet. *See generally id.* at 102–06 (concluding that a challenged election law survived strict scrutiny).

Here, Tennessee's existing in-person voting requirement meets this standard. As discussed above, there can be no doubt that the State has compelling interests "in the integrity of the election process" and preventing voter fraud. *See City of Memphis*, 414 S.W.3d at 104. Nor can there be any doubt that the State's interest in "the integrity of the election process empowers the state to enact laws to prevent voter fraud before it occurs, rather than only allowing the state to remedy fraud after it has become a problem." *Id.* And because absentee voting is particularly ripe for fraud, these compelling interests authorize the State to place limitations on that method of voting. *See Hilliard v. Park*, 370 S.W.2d 829, 832 (Tenn. 1963) (observing that because the "purity of the ballot is more difficult to preserve when voting absent than when voting in person," absentee voting laws "should be strictly construed."), *overruled in part on other grounds by Southall v. Billings*, 375 S.W.2d 844 (Tenn. 1963).

The State's in-person requirement is narrowly tailored to further these compelling interests. Limiting absentee voting is a "logical method of protecting the integrity of elections by combating [absentee] voter fraud." *See City of Memphis*, 414 S.W.3d at 104 (concluding that a photo ID requirement was a "logical method of protecting the integrity of elections by combating in person

RETRIEVED FROM DEMOCRACYDOCKET.COM

voter fraud"). Under Tennessee's current law, absentee voting is available to those over the age of 60, those who are ill, hospitalized, or disabled and those who are away from home and cannot appear to vote in person. *See* Tenn. Code Ann. § 2-6-201. In other words, absentee voting is available for those who are likely to be most burdened by being required to cast their votes in person and those who would most likely be disenfranchised if they could not vote absentee. Plaintiffs do not offer—and it is difficult to imagine—a more narrowly tailored means of furthering the State's interests in preventing absentee voting fraud. Nor can Plaintiffs escape the fact that there is no constitutional right to absentee voting at all. *Cf. McDonald v. Bd. of Election Comm'rs of Chicago*, 394 U.S. 802, 808 (1969)

Plaintiffs, then, cannot show that Tennessee's in-person voting requirement unconstitutionally limits their right to vote. This is true whether that requirement is analyzed under the United States Supreme Court's *Anderson-Burdick* framework or under the more stringent strict scrutiny analysis.

RETRIEVED FROM DEMOCRACYDOCKET.COM

2. The challenged provision does not deprive Plaintiffs of equal protection under the law.

Plaintiffs also argue that Tennessee's in-person voting requirement violates the equal protection clause. Again, Plaintiffs' argument fails. It is well settled that the equal protection provisions of the Tennessee Constitution confer "essentially the same protections" as the equal protection clause of the United States Constitution. *McClay v. Airport Mgmt. Servs., LLC*, 596 S.W.3d 686, 695 (Tenn. 2020) (citing *Tenn. Small Sch. Sys. v. McWherter*, 851 S.W.2d 139, 152 (Tenn. 1993). Tennessee's provisions, like their federal counterpart, require that "persons similarly situated be treated the same under the law," or, put another way, that "the state treat persons under like circumstances the same." *Henderson v. Bates*, No. W2005-01506-COA-R3-CV, 2006 WL 360844, at *2 (Tenn. Ct. App. Feb. 17, 2006) (citing *Genesco, Inc. v. Woods*, 578

S.W.2d 639, 641 (Tenn. 1979)). Tennessee's equal protection provisions, then, guarantee "equal laws, not equal results." *See id.* (quoting *Pers. Adm'r of Massachusetts v. Feeney*, 442 U.S. 256, 273 (1979)).

Because of the similarity between the Tennessee and United States Constitutional provisions, Tennessee has "adopted an analytical framework similar to that used by the United States Supreme Court in analyzing equal protection challenges." *Gallaher*, 104 S.W.3d at 460 (citing *State v. Robinson*, 29 S.W.3d 476, 481 (Tenn. 2000)). Under this framework, courts apply one of three standards of scrutiny, "depending upon the nature of the right asserted or the class of persons affected: (1) strict scrutiny; (2) heightened scrutiny; or (3) reduced scrutiny, applying the rational basis test." *Id.* Strict scrutiny applies only when the classification at issue: "(1) operates to the peculiar disadvantage of a suspect class; or (2) interferes with the exercise of a fundamental right." *See id.*

RETRIEVED FROM DEMOCRACYDOCKET.COM

But while voting is a fundamental right, it not analyzed under these traditional levels of scrutiny. Instead, as discussed above, voting-rights claims are analyzed under the Supreme Court's *Anderson-Burdick* framework. *See, e.g.*, *Mays v. LaRose*, 951 F.3d 775, 783 (6th Cir. 2020) (recognizing that "when a plaintiff alleges that a state has burdened voting rights through the disparate treatment of voters, this court's precedent requires us to apply the *Anderson-Burdick* framework" (internal quotation marks omitted)). Under *Anderson-Burdick*, courts "first look to the burden the State's regulation imposes on the right to vote." *See id.* (citing *Burdick*, 504 U.S. at 434). If the State's regulations are "reasonable [and] nondiscriminatory," courts apply rational basis review and "the State's important regulatory interests are generally sufficient to justify the restrictions." *Id.* (internal quotation marks omitted). But where the State regulations "impose severe restrictions on the right to vote, such as poll taxes or limiting access to the ballot, strict

scrutiny applies." *Id.* Here, the challenged regulations are reasonable and do not impose a substantial burden on the right to vote.

Begin with the burdens. Plaintiffs contend that enforcement of Tennessee's in-person voting requirement will increase the risk that voters and poll workers will "contract [COVID-19] through election-related contact and thereafter increase the reach of community spread." (*See id.* at ¶ 33.) But nowhere do Plaintiffs allege that they will lose access to the right to vote. At most, they allege that they will be harmed by lack of access to their preferred method of voting: absentee voting by mail. The Supreme Court, however, has recognized that there is no constitutional right to vote absentee. *See McDonald*, 394 U.S. at 808 (upholding an Illinois law which limited absentee ballots to specific enumerated groups against an equal protection challenge because "there [was] nothing in the record to indicate that the [law] [had] an impact on appellants' ability to exercise the fundamental right to vote"). As a result, Plaintiffs' alleged burden—the inability to vote absentee—is minimal.

Now consider the State's interests. There is no question that Tennessee's interest in the integrity of the election process is compelling. *See, e.g.*, *City of Memphis*, 414 S.W.3d at 103 (Tenn. 2013); *see also Bemis Pentecostal Church v. State*, 731 S.W.2d 897, 901 (Tenn. 1987) ("[t]he authority of the Tennessee Legislature to control the conduct of elections held in this State is manifest"). Indeed, "the same constitutional provisions that guarantee the right to vote also charge the state with ensuring that elections are free and equal." *See City of Memphis*, 414 S.W.3d at 103 (citing Tenn. Const. art. I, § 5) (internal quotation marks omitted). And those same provisions further "authorize the General Assembly to enact laws to protect "the purity of the ballot box." *See id.* (citing Tenn. Const. art. IV, § 1). These compelling interests recognized by Tennessee Courts and acknowledged in the Tennessee Constitution "empower[] the state to enact

RETRIEVED FROM DEMOCRACYDOCKET.COM

laws to prevent voter fraud before it occurs, rather than only allowing the state to remedy fraud after it has become a problem." *See id.* at 104 (citing *Munro v. Socialist Workers Party*, 479 U.S. 189, 195–96 (1986)). And Tennessee courts have recognized that absentee voting is especially susceptible to fraud.[2] *See, e.g.*, *Hilliard*, 370 S.W.2d at 832 (Tenn. 1963), (observing that "that purity of the ballot is more difficult to preserve when voting absent than when voting in person"); *Emery v. Robertson Cty. Election Comm'n*, 586 S.W.2d 103, 109 (Tenn. 1979) (noting that violations of "statutes, such as the absentee voting statutes, present the opportunity for fraud, whether committed or intended"). And again, given Tennesseans' overwhelming historical preference for in-person voting, (*see* Ex. 1 to Goins Decl., 14), and the extraordinary amount of money, space, and staff needed to provide for the possibility of up to 100% in-person voting and 100% by-mail voting, (*see* Roberts Decl., ¶¶ 3, 9; Phillips Decl., ¶¶ 4, 9; Davis Decl., ¶¶ 4, 6–7, 9; Sweat Decl., ¶¶ 4–6, 8; Pulley Decl., ¶¶ 4, 6–7, 9), Tennessee's interest in not expending resources for a non-preferred method of voting is equally compelling.

At bottom, Plaintiffs allege only the inability to vote by mail—not the loss of access to the right to vote. This minimal burden cannot outweigh the State's long-recognized and compelling interests in preventing fraud and protecting the integrity of the election process—interests that carry even greater weight in the absentee-voting context. Nor can it outweigh the State's interests

RETRIEVED FROM DEMOCRACYDOCKET.COM

[2] Tennessee courts are not alone in recognizing the risks associated with absentee voting. *See, e.g.*, *Crawford v. Marion Cty. Election Bd.*, 553 U.S. 181, 225 (2008) (observing that "absentee-ballot fraud" was "a documented problem in Indiana"); *Griffin v. Roupas*, 385 F.3d 1128, 1130–31 (7th Cir. 2004) (recognizing that "[v]oting fraud is a serious problem in U.S. elections generally" and that "it is facilitated by absentee voting"); *Feldman v. Arizona Sec'y of State's Office*, 208 F. Supp. 3d 1074, 1091 (D. Ariz.), *aff'd*, 840 F.3d 1057 (9th Cir. 2016) (noting that "[m]any courts" have "recognized that absentee voting presents a greater opportunity for fraud"); *Qualkinbush v. Skubisz*, 826 N.E.2d 1181, 1197 (Ill. App. 2004) ("[i]t is evident that the integrity of the vote is even more susceptible to influence and manipulation when done by absentee ballot.").

in the efficient allocation and responsible use of its resources. As a result, Plaintiffs are unlikely to prevail on their equal protection claims.

II. Plaintiffs Cannot Demonstrate Irreparable Harm.

Plaintiffs have not demonstrated irreparable harm—a prerequisite to injunctive relief. *See Moody*, 247 S.W.3d at 199 (Tenn. Ct. App. 2007) (explaining that a temporary injunction may be issued only "if it is clearly shown . . . that the movant's rights are being or will be violated by an adverse party and the movant will suffer immediate and irreparable injury, loss or damage pending a final judgment in the action"). To merit an award of injunctive relief, the irreparable injury "must be real and practically unavoidable and certain." *See State ex rel. Agee v. Chapman*, 922 S.W.2d 516, 519 (Tenn. Ct. App. 1995) (citing *J.W. Kelly & Co. v. Conner*, 123 S.W. 622 (Tenn. 1909)). Put another way, "[a]n injunction of course, will not be granted unless the injury is threatened or imminent and, in all probability, about to be inflicted." *State ex rel. Baird v. Wilson Cty.*, 371 S.W.2d 434, 439 (Tenn. 1963). Nor may an injunction be issued "merely to relieve the fears or apprehensions of an applicant." *Id.*

Yet "fears [and] apprehension" are all that Plaintiffs offer here. They ask this Court to issue sweeping injunctive relief based on little more than speculation and abstract concerns about the risks of COVID-19 transmission during elections that are months in the future. Plaintiffs, for example, suggest that enforcement of Tennessee's current voting requirements unreasonably increases the risk that voters and poll workers will "contract [COVID-19] through election-related contact and thereafter increase the reach of community spread." (*See id.* at ¶ 33.) Plaintiffs also claim that requiring voters to remain at least six feet apart "would physically elongate voter lines at polling locations, likely forcing certain voters to stand in line to vote" far enough from the polling locations that they cannot be "shield[ed] from unwanted campaign advertisements and

RETRIEVED FROM DEMOCRACYDOCKET.COM

solicitations." (*See id.* at ¶ 40.) These speculative injuries—occurring, if at all, months in the future—are hardly "imminent." *See Baird*, 371 S.W.2d at 439. Nor are they "practically unavoidable and certain." *See Agee*, 922 S.W.2d at 519. And the Court cannot accept Plaintiffs' assumptions without proof that State and county officials will not comply with the restrictions on advertisements and solicitations; "'public officials in Tennessee are presumed to discharge their duties in good faith and in accordance with the law." *West v. Schofield*, 468 S.W.3d 482, 493 (Tenn. 2015). It follows, then, that Plaintiffs have not made their required showing of irreparable harm.

III. Plaintiffs' Requested Injunction is Likely to Cause Substantial Harm to the State and the Public Interest Would not be Served by the Issuance of the Injunction.

Plaintiffs have failed to demonstrate that injunctive relief is warranted under the final two temporary injunction factors: "the balance between [the alleged] harm and the injury that granting the injunction would inflict on defendant" and "the public interest." *See Moody*, 247 S.W.3d at 199–200 (Tenn. Ct. App. 2007).

RETRIEVED FROM DEMOCRACYDOCKET.COM

First, Plaintiffs' requested relief is certain to inflict harm on the State. Tennessee's election system is premised on the assumption—one supported by years of history—that Tennesseans consistently vote in person. (*See* Ex. 1, 1; Goins Decl., ¶ 5.) In the last presidential election, for example, fewer than 3% of Tennessee voters chose to cast their votes by mail. (*See* Ex. 1 to Goins Decl., 14.) But Plaintiffs ask this Court to compel the State to plan for a scenario in which 100% of Tennesseans may vote by mail—while still allowing for the possibility that 100% of Tennesseans may vote in person. Even under ideal circumstances, this would be a difficult endeavor. While preparing the State's Election Contingency Plan, Tennessee election officials consulted with Washington State—a State that permits statewide voting by mail. (*See* Ex. 1 to Goins Decl., 1; Goins Decl., ¶ 6; *see generally* Wyman Decl.) Washington election officials

explained that unless a State already accommodates 60% absentee voting, the shift to 100% absentee voting would take "substantial time and resources." (*See* Wyman Decl., ¶ 16; *see also* Ex. 1 to Goins Decl., 1.) And "[t]he further that a state is from this 60% threshold, the more difficult the task." (Wyman Decl., ¶ 16.) For a state like Tennessee, that has less than 3% absentee voting, it would be "extremely difficult" to implement statewide absentee voting for the November elections and "impossible to switch to by-mail voting for the August elections" without "total chaos." (*See id.* at ¶ 19.) What is more, Washington's experience revealed that it is "not possible for local election officials to plan and implement in-person voting simultaneously with by-mail voting and appropriately maintain the integrity of the election process." (*Id.* at 18.)

Yet this is what Plaintiffs ask for. They ask this Court to compel Tennessee to make the switch from less than 3% absentee voting to potentially 100% absentee voting in a period of several months. But it is worse than that. Even if the State could accommodate 100% voting by mail, the State would still need to ensure that traditional, in-person voting remained possible. Thus, Plaintiffs do not simply ask that the State dramatically increase its capacity for absentee voting—they functionally ask that the State plan to accommodate a 100% increase in its voting population.[3] The State simply cannot implement the sweeping changes Plaintiffs request on anything resembling the timetable they propose. (*See* Goins Decl. ¶ 37; Roberts Decl., ¶¶ 3, 9; Phillips Decl., ¶¶ 4, 9; Davis Decl., ¶¶ 4, 9; Sweat Decl., ¶¶ 4, 8; Pulley Decl., ¶¶ 4, 9; *see also* Wyman Decl., ¶ 18.) Indeed, preparation for the November election is already underway, and voters are already submitting their applications for mail-in ballots in the August election. (*See* Goins Decl.,

RETRIEVED FROM DEMOCRACYDOCKET.COM

[3] It is not enough to simply reduce in-person voting resources in an amount commensurate with expected by-mail voting increases. Because officials cannot be sure of each individual voter's method of voting until it occurs, officials must prepare for dual possibilities: (1) that up to 100% of voting may occur by mail; and (2) that up to 100% of voting may occur in person.

¶ 36.) Even attempting to implement statewide absentee voting in time for the coming elections will cost the State tens of millions of dollars, will put county election commissions under immense financial pressure, will delay the determination of election results, and will compound the existing challenges associated with absentee voting. (*See* Roberts Decl., ¶¶ 3–9; Phillips Decl., ¶¶ 3–7, 9; Davis Decl., ¶¶ 4–7, 9; Sweat Decl., ¶¶ 4–6, 8; Pulley Decl., ¶¶ 4–7, 9.)

And second, Plaintiffs' requested relief—and the consequences that naturally follow—would be detrimental to the public interest. The Tennessee Supreme Court has recognized that the public has an interest in "validity of elections, certainty of results, the sanctity of the ballot box, and saving of expense." *See Taylor v. Armentrout*, 632 S.W.2d 107, 114 (Tenn. 1981). Plaintiffs' requested relief would thwart these interests. The State cannot feasibly implement the dramatic measures that Plaintiffs request in time for the August and November elections. And if the State is forced to try, the result is virtually certain to be chaos. (*See* Wyman Decl., ¶ 19.) The rate of error for paper ballots is already significantly higher than for traditional in-person voting. (*See* Roberts Decl., ¶ 6; Phillips Decl., ¶ 3; Davis Decl., ¶ 3; Sweat Decl., ¶ 3; Pulley Decl., ¶ 3.) And because voters often move and do not update their addresses, the State already has difficulty ensuring that voting materials are sent to voters' current addresses. (*See* Roberts Decl., ¶ 7; Phillips Decl., ¶ 7; Davis Decl., ¶ 7; Pulley Decl., ¶ 7.) Together, these facts mean that if the State is required to hastily implement statewide mail-in voting for every eligible voter, those voters who have moved and thus do not receive their ballots as well as those who make errors on their ballots are unlikely to have their votes counted.

Recent elections held in other states underscore the reality of these risks. Consider Wisconsin. That state held its primary election last month and saw a dramatic increase in absentee voting. *See* Wisconsin Election Commission, *April 7, 2020 Absentee Voting Report*, at 3,

RETRIEVED FROM DEMOCRACYDOCKET.COM

https://elections.wi.gov/sites/elections.wi.gov/files/2020-05/April%202020%20Absentee%20Voting%20Report.pdf. And while the State was able to process many of these ballots, it reported that "approximately 1 in 10 ballots"—a total of nearly 121,000—"were either not returned to the clerk or were returned but rejected." *See id.* at 6. Other ballots—a total of 2,659—were returned too late to be counted. *See id.* at 7. And other states have fared even worse. In New Jersey, one city received 16,747 absentee ballots. *See* NBC New York, *Close Results in Paterson Vote Plagued by Fraud Claims; Over 3k Ballots Seemingly Set Aside*, https://www.nbcnewyork.com/news/local/close-results-in-paterson-vote-plagued-by-fraud-claims-over-3k-ballots-seemingly-set-aside/2425813/. But of that total, only 13,557 were counted. *Id.* In other words, nearly 20% of the absentee ballots cast in that city's election went uncounted. *Id.* About 800 of those uncounted ballots were set aside after some were found improperly bundled in mailboxes and others were found in a different town. *See* NBC New York, *Hundreds of Mail-In Votes Already Set Aside Due to Voter Fraud Claims in Paterson*, https://www.nbcnewyork.com/news/local/hundreds-of-mail-in-votes-already-set-aside-due-to-paterson-voter-fraud-claims/2414171/.

RETRIEVED FROM DEMOCRACYDOCKET.COM

The bottom line is this: there are numerous barriers to the rapid implementation of statewide absentee voting. The experiences of other states suggest that the absentee-voting process is fraught with opportunities for error—intentional or otherwise—that will undermine public confidence in elections. Moreover, even unsuccessfully attempting to implement absentee voting for every voter will cost the State millions of dollars. As a result, the practical effect of Plaintiffs' requested relief is likely to be the functional disenfranchisement of thousands of voters across the State, lost confidence in the outcomes of the upcoming elections, and immense strain on State and county resources. This cannot be in the public interest.

CONCLUSION

For these reasons, Defendants respectfully request that this Court deny Plaintiffs' motion for preliminary injunctive relief.

Respectfully submitted,

HERBERT H. SLATERY III
Attorney General and Reporter

/s/ *Alexander S. Rieger*
ALEXANDER S. RIEGER (BPR 029362)
Assistant Attorney General
JANET M. KLEINFELTER (BPR 013889)
Deputy Attorney General
STEVEN A. HART (BPR 007050)
Special Counsel
MATTHEW D. CLOUTIER (BPR 036710)
KELLEY L. GROOVER (BPR 034738)
Assistant Attorneys General
Office of the Attorney General
Public Interest Division
P.O. Box 20207
Nashville, TN 37202
(615) 741-7908

Attorneys for Defendants

RETRIEVED FROM DEMOCRACYDOCKET.COM

CERTIFICATE OF SERVICE

I hereby certify that true and exact copies of the foregoing Response have been forwarded by first-class, U.S. Mail, postage paid to:

Jacob Webster Brown
Melody Dernocoeur
Bruce S. Kramer
6000 Poplar Avenue, Suite 150
Memphis, Tennessee 38119

Steven J. Mulroy
1 North Front Street
Memphis, Tennessee 38103

on this 22nd day of May 2020.

RETRIEVED FROM DEMOCRACYDOCKET.COM

/s/ *Alexander S. Rieger*
ALEXANDER S. RIEGER
Assistant Attorney General

EXHIBIT B

RETRIEVED FROM DEMOCRACYDOCKET.COM

IN THE UNITED STATES DISTRICT COURT
FOR THE MIDDLE DISTRICT OF TENNESSEE
NASHVILLE DIVISION

MEMPHIS A. PHILLIP RANDOLPH INSTITUTE, THE EQUITY ALLIANCE, FREE HEARTS, THE MEMPHIS AND WEST TENNESSEE AFL-CIO CENTRAL LABOR COUNCIL, THE TENNESSEE STATE CONFERENCE OF THE NAACP, SEKOU FRANKLIN, and KENDRA LEE, *Plaintiffs,* v. TRE HARGETT, in his official capacity as Secretary of *Defendants.*	Case No. _3:20-cv-00374____

RETRIEVED FROM DEMOCRACYDOCKET.COM

DECLARATION OF DR. ARTHUR L. REINGOLD

Pursuant to 28 U.S.C. § 1746, I hereby declare as follows:

1. I am the Division head of Epidemiology and Biostatistics at the University of California, Berkeley, School of Public Health. I have worked on the prevention and control of infectious diseases in both the United States, including eight years at the U.S. Centers for Disease Control and Prevention ("CDC"), and with numerous developing countries around the world for over forty years. Since its inception in 1994, I have directed or co-directed the CDC-funded California Emerging Infections Program. I am a member of the Society for Epidemiologic Research and the American Epidemiological Society; an elected Fellow of the Infectious Disease Society of America and of the American Association for the Advancement of Science; and an elected member of the Institute of Medicine of the National Academy of Sciences. I was previously the President of both the Society for Epidemiologic Research and the American Epidemiological

Society. I have served on the editorial boards of three journals: *American Journal of Epidemiology*, *Epidemiology*, and *Global Public Health*.

2. I received my A.B. in biology from the University of Chicago in 1970, and my M.D. from the University of Chicago in 1976. Among other things, I completed a residency in internal medicine at Mt. Auburn Hospital and a residency in preventative medicine with the CDC.

3. My career in public health has been in the area of infectious diseases and epidemiology. Following my time at the CDC (1979-87), I joined the faculty of the School of Public Health at Berkeley as a Professor of Epidemiology (1987-present), the faculty of the Department of Epidemiology and Biostatistics at the University of California, San Francisco ("UCSF") (1989-present), and the faculty of the Department of Medicine at UCSF as a Clinical Professor (1991-present). From 1990-94, I was the Head of the Epidemiology Program, Department of Biomedical and Environmental Health Sciences, University of California, Berkeley; from 1994-2000, I was the Head of the Division of Public Health Biology and Epidemiology, University of California, Berkeley; from 2000-18, I was the Head of the Division of Epidemiology, School of Public Health, University of California, Berkeley; since 2018, I have been the Head of the Division of Epidemiology and Biostatistics, School of Public Health, University of California, Berkeley.

RETRIEVED FROM DEMOCRACYDOCKET.COM

4. My research focuses on emerging and re-emerging infections in the United States and in developing countries, including diverse respiratory tract infections; vaccine-preventable diseases in the United States and in developing countries; and disease surveillance, outbreak detection, and outbreak response.

5. Attached and incorporated by reference to this declaration is a copy of my curriculum vitae. (Attached hereto as Exhibit A).

6. I am currently collaborating on multiple research projects concerning SARS-CoV-2 and its incidence, and serving on SARS-CoV-2 advisory groups for multiple organizations, including University of California, Berkeley, the University of California System, and the City and County of San Francisco, among others.

7. SARS-CoV-2 is a novel coronavirus that causes Coronavirus Disease 2019 ("COVID-19"). The virus is a respiratory virus with symptomatic patients typically presenting with acute respiratory signs and symptoms, which can escalate in some patients to respiratory failure and other serious, life-threatening complications. The most common symptoms are fever, cough, and shortness of breath. Other identified symptoms include muscle aches, headaches, chest pain, diarrhea, coughing up blood, sputum production, runny nose, nausea, vomiting, sore threat, confusion, loss of senses of taste and smell, and anorexia. Due to the respiratory impacts of the disease, individuals may need to be put on oxygen, and in severe cases, patients may need to be intubated and put on a ventilator.

8. Notably, some infected individuals may never present with any signs or symptoms of infection, *i.e.*, are asymptomatic. While the prevalence of asymptomatic infections is unknown, recent evidence suggests that it may be high in selected sub-populations in the U.S.[1]

RETRIEVED FROM DEMOCRACYDOCKET.COM

[1] *See* Melissa M. Arons, Kelly M. Hatfield, Sujan C. Reddy, Anne Kimball, "Presymptomatic SARS-CoV-2 Infections and Transmission in a Skilled Nursing Facility," N. Engl. J. Med. 2020; 382:2081-2090 (May 28, 2020), https://www.nejm.org/doi/full/10.1056/NEJMoa2008457 (finding high rates of asymptomatic patients testing positive for COVID-19 in a study of residents of skilled nursing facility); Alvin J. Ing, Christine Cocks, Jeffery Peter Green, "COVID-19: in the footsteps of Ernest Shackleton," *Thorax* (May 27, 2020), https://thorax.bmj.com/content/thoraxjnl/early/2020/05/27/thoraxjnl-2020-215091.full.pdf (finding high rates of asymptomatic patients testing positive for COVID-19 in a study of passengers and crew on an isolated cruise ship); Diana Stancy Carroll, "SECDEF: Majority of Roosevelt sailors with COVID-19 are asymptomatic," Navy Times (Apr. 16, 2020), https://www.navytimes.com/news/coronavirus/2020/04/16/secdef-majority-of-roosevelt-sailors-with-covid-19-are-asymptomatic-flattop-still-wartime-ready/ (reporting that the Secretary of

9. People of every age can and have contracted COVID-19, including severe cases, long-term impairment, and death. Data from Tennessee demonstrate that a substantial proportion of cases of COVID-19 have occurred among those 21-60 years of age, and the average age of COVID-19 patients in Tennessee is 41 years old. While patients over the age of 65 are at the most risk of life-threatening COVID-19 illness, children and adults of every age are at risk of serious illness and possible death. And those with immunologic conditions and with other pre-existing conditions, such as hypertension, certain heart conditions, lung diseases (e.g., asthma, COPD), diabetes mellitus, obesity, and chronic kidney disease, are at high risk of a life-threatening COVID-19 illness—regardless of their age. Furthermore, once infected in the community or in the workplace, adults <60 years of age (and very likely children) can easily transmit SARS-CoV-2 to family members and other close contacts, including the elderly and infirm. These vulnerabilities are particularly acute in Tennessee, where approximately 32% of adults under the age of 65 have some pre-existing health condition.

10. Approximately 21% of reported COVID-19 cases and 33% of deaths from COVID-19 in Tennessee occur among Black or African American patients, while only 17.1% of Tennesseans are Black or African American. Similarly, although only 5.6% of Tennesseans are Hispanic or Latino, such patients represent 14% of COVID-19 cases in Tennessee. Latinos and African Americans in the U.S. are particularly vulnerable to COVID-19 illness and death due to a higher prevalence of pre-existing medical conditions and diverse sociological factors. National and state level surveys and other data demonstrate that Latino and African American adults have a high prevalence of underlying medical conditions associated with an increased likelihood of severe

RETRIEVED FROM DEMOCRACYDOCKET.COM

Defense confirmed a majority of COVID-19 patients on the U.S.S. Theodore Roosevelt (over 350 out of 600) were asymptomatic).

COVID-19 illness and death, including obesity, diabetes mellitus, and hypertension, among others. Socioeconomic conditions contribute to an increased risk of SARS-CoV-2 infection among these communities, including greater numbers of multi-generational homes, household crowding, and jobs that cannot be performed while maintaining social distancing. Latinos and African Americans are also more likely to lack health insurance, making it more difficult to access medical care.

11. SARS-CoV-2 is readily spread through respiratory transmission, and can be spread by both symptomatic and asymptomatic individuals. All people are susceptible to and capable of getting COVID-19 because of the ease with which the virus spreads and the lack of immunity in the population. The virus is spread through large and small droplet transmission; that is, when an infected individual—whether symptomatic or asymptomatic—speaks, coughs, sneezes, talks, sings, and the like, they expel droplets which can transmit the virus to others in their proximity. Early evidence suggests that the virus can be aerosolized, such that tiny droplets containing the virus can remain in the air and be inhaled by others who come into contact with that air. The virus is also known to be spread through the touching of contaminated surfaces, for example, when an infected person touches a surface with a hand they have coughed into and then another person touches that same surface before it has been disinfected and then touches their face. In the absence of effective social distancing measures being in use, each infected individual is estimated to infect two to eight others. In addition, some people are so-called "superspreaders," who cause even more widespread infections.

RETRIEVED FROM DEMOCRACYDOCKET.COM

12. Diagnostic testing for the virus is currently most often done through use of a reverse-transcriptase polymerase chain reaction ("RT-PCR") test. There has not been sufficiently widespread and easily accessible testing throughout the United States, including in Tennessee. Serologic tests, which detect antibodies to the virus and thus indicate whether someone has already

been exposed to it, are being developed but have not yet been validated or produced at scale. Furthermore, evidence does not yet establish whether the presence of antibodies correlates with immunity to re-infection.

13. There is not yet any FDA-approved vaccine against SARS-CoV-2, which could be used to immunize the population to the virus. As a result, the only ways to limit its spread are self-isolation, social distancing, mask wearing, frequent handwashing, and disinfecting surfaces. Self-isolation involves not physically interacting with those outside one's household. Social or physical distancing is maintaining at least six feet of distance between individuals. Both of these interventions are aimed at keeping infecting individuals far enough apart from other individuals so that they do not pass the virus along. Frequent handwashing and regular disinfecting of surfaces can help curb the spread via contaminated surfaces. None of these steps, however, is necessarily foolproof.

RETRIEVED FROM DEMOCRACYDOCKET.COM

14. Transmission of SARS-CoV-2 can occur in any location where there is close proximity (less than six feet) between individuals, and is more likely in small, poorly-ventilated indoor spaces. And because transmission of the virus can occur via environmental surfaces, there is also risk of spread of the virus at any location where multiple individuals touch surfaces. Some individuals who are infected with the virus do not have any symptoms but can transmit the virus (i.e. are infectious) before they develop any symptoms. This means that isolating only persons known to be infected will not stop the spread of infection. Rather, to prevent increasing the scope of the outbreak of COVID-19, we must assume that anyone could be infected and infect another person.

15. Due to the lack of adequate testing, the time lag in getting results back from laboratories, and the lengthy incubation time, we cannot yet definitely determine the full effects of

stay-at-home orders and social distancing. But social distancing has worked to slow the spread of respiratory viruses generally and in places that are ahead of Tennessee and the United States in the current pandemic. There is evidence that cities and states that have implemented stay-at-home orders earlier than Tennessee are experiencing reduced transmission. Current modeling shows that social distancing and stay-at-home orders are lessening transmission; however, transmission of the virus will continue through the population until the development and widespread use of a vaccine, or until the acquisition of herd immunity.

16. It is unlikely that an FDA-approved vaccine will be available and widely deployed for at least 12 to 18 months, and indeed may take longer than that due to the number of steps in the process of development, trial and error, scaling to clinical trials, assessing side effects, and assessing efficacy across the population at large.

17. Herd immunity occurs when a high percentage of the population become immune to an infectious disease, such that the spread is dramatically slowed, as infected persons become dead-ends for the virus, so to speak, because infected individuals are not interacting with anyone to whom they can transmit the virus. Approximately 80-95% of a population must be immune in order to achieve herd immunity, depending on the infectiousness of the agent. In this context, an individual's immunity can come from either a vaccine or from previous infection. Herd immunity can protect those in a population who cannot be vaccinated and for whom infection can be particularly serious. Without herd immunity, we can expect that SARS-CoV-2 will continue to be transmitted widely.

18. As SARS-CoV-2 is a new virus, also referred to as a novel virus, only those who have been infected and recovered are possibly immune; no population has a pre-existing immunity to the virus. Anyone who has not yet been infected is susceptible to infection. Also, due to the

RETRIEVED FROM DEMOCRACYDOCKET.COM

virus's novelty, we do not know whether any immunity generated by previous infection lasts permanently, for a specified period, or whether reinfection is possible. As a result, herd immunity is unlikely unless and until the development and widespread use of an effective vaccine or a sufficiently high proportion of the population has been infected. Only once serologic (i.e. antibody) testing with a highly reliable test is widely available will we be able to determine who in the population is not susceptible to either infection or transmission, based on their immunity due to earlier infection. As a result, even if transmission slows due to behavioral interventions such as social distancing and stay-at-home orders, we can expect resurgences of COVID-19, including significant community transmission, throughout 2020 and into 2021 across the United States, until the development and widespread use of a vaccine. Such resurgence is particularly likely if/when these behavioral modifications (e.g., social distancing requirements, enforced use of masks, etc.) are lifted while community transmission is still occurring.

RETRIEVED FROM DEMOCRACYDOCKET.COM

19. As SARS-CoV-2 is a novel virus, we also cannot say definitively whether its incidence and prevalence will rise and fall based on weather or season. If virus transmission and prevalence do decline over the summer months, it remains likely that they will resurge in the fall and winter, although certain other novel coronaviruses—such as SARS and MERS-CoV—do not appear to demonstrate seasonality of infection. SARS-CoV-2 has circulated widely in countries currently in their hot seasons. These two points suggest that transmission of and infection with the virus may not be substantially affected by the weather, but if it is, it is likely that transmission will increase in the fall and winter.

20. Because it is difficult to predict whether the incidence and prevalence of SARS-CoV-2 infection will fluctuate with season or ambient temperature and because most of the

population in Tennessee and the rest of the U.S. undoubtedly remain susceptible, resurgence of COVID-19 in the fall and winter of 2020 should be considered very likely.

21. Due to the ease of transmission, the high risk to certain segments of the population, and the fact that the virus will continue to circulate unless and until widespread vaccination and/or herd immunity is achieved, individuals will need to continue to take steps to prevent infection, including social distancing—i.e. avoiding crowds and minimizing exposure to individuals outside their homes, whenever possible. Requiring voters to wait in long lines at crowded polling places and share voting equipment would place them at substantially increased risk of exposure to and/or transmission of SARS-CoV-2. Requiring voters to remain in close proximity to other voters and election workers for lengthy periods of time, particularly at indoor polling locations with long lines and extended wait times, would further place them at increased risk of SARS-CoV-2 infection and COVID-19 disease.

RETRIEVED FROM DEMOCRACYDOCKET.COM

22. This is true even if precautions are taken like giving poll workers personal protective equipment, requesting that voters social distance while waiting in line and wear masks, and requesting that symptomatic voters do not come to the polling location but rather, find an alternative way to vote. First, it is likely that some voters may ignore such public health warnings. Second, even with precautions taken, the transmission of COVID-19 at polling locations is still possible, including because social distancing and mask wearing, for example, only help reduce the likelihood of transmission, rather than eliminate it altogether. Finally, not all individuals infected with COVID-19 are symptomatic, meaning that even if all symptomatic individuals were kept away from voting locations, the disease could still be spread by asymptomatic voters.

23. The risks from infection through in-person voting are particularly high for those who are at a greater risk of complications and death from COVID-19, such as the individuals I

discuss above. Preventing these individuals from utilizing existing methods of voting by mail significantly increases their risk of contracting and spreading COVID-19.

24. My opinion has been further confirmed by reports like the one from public health officials in Milwaukee, Wisconsin, who have reported that at least forty and up to sixty-seven individuals have been identified as having contracted SARS-CoV-2 via in-person voting in the primary election held on April 7, 2020.[2] Similarly, in Georgia, news reports indicate that early in-person polling sites have had to be closed due to election officials and voters contracting COVID-19.[3] These are just a few examples of the risks of transmission I have described.

I declare under penalty of perjury that the foregoing is true and correct. Executed on June 3, 2020.

Dr. Arthur L. Reingold

RETRIEVED FROM DEMOCRACYDOCKET.COM

[2] Teran Powell, "40 Coronavirus Cases in Milwaukee County Linked to Wisconsin Election, Health Official Says," WUWM, Apr. 24, 2020, https://www.wuwm.com/post/40-coronavirus-cases-milwaukee-county-linked-wisconsin-election-health-official-says#stream/0; David Wahlberg, "67 got COVID-19 after visiting polls in state's April 7 election but tie to voting unclear," Wisconsin State Journal, May 8, 2020, https://madison.com/wsj/news/local/health-med-fit/67-got-covid-19-after-visiting-polls-in-states-april-7-election-but-tie-to/article_49a42a7e-45d8-50cc-bd76-3a583842de39.html. Moreover, a recent study has confirmed the correlation between in-person voting and COVID-19. *See* Chad D. Cotti, Bryan Engelhardt, Joshua Foster, Erik T. Nesson, Paul S. Niekamp, "The Relationship Between In-Person Voting, Consolidated Polling Locations, and Absentee Voting on Evidence from the Wisconsin Primary," National Bureau of Economic Research Working Paper Series (May 18, 2020), https://www.nber.org/papers/w27187.pdf.

[3] Justin Gray, "Georgia to reopen early voting at polling places impacted by COVID-19," WSBTV, May 25, 2020, https://www.wsbtv.com/news/local/georgia-reopen-early-voting-polling-places-impacted-by-covid-19/OL6CIQNYRJCYFPVNKONS2RM7RM/.

EXHIBIT C

RETRIEVED FROM DEMOCRACYDOCKET.COM

IN THE UNITED STATES DISTRICT COURT
FOR THE MIDDLE DISTRICT OF TENNESSEE
NASHVILLE DIVISION

MEMPHIS A. PHILLIP RANDOLPH INSTITUTE, THE EQUITY ALLIANCE, FREE HEARTS, THE MEMPHIS AND WEST TENNESSEE AFL-CIO CENTRAL LABOR COUNCIL, THE TENNESSEE STATE CONFERENCE OF THE NAACP, SEKOU FRANKLIN, AND KENDRA LEE, Plaintiffs, v. TRE HARGETT, in his official capacity as Secretary of State of the State of Tennessee, MARK GOINS, in his official capacity as Coordinator of Elections for the State of Tennessee, and AMY WEIRICH, in her official capacity as the District Attorney General for Shelby County, Tennessee, Defendants.	Case No. 3:20-cv-0374 JUDGE RICHARDSON MAGISTRATE JUDGE FRENSLEY

RETRIEVED FROM DEMOCRACYDOCKET.COM

DECLARATION OF DR. LINTON A. MOHAMMED

I, Linton A. Mohammed, declare as follows:

1. I am a Forensic Document Examiner ("FDE"), certified by the American Board of Forensic Document Examiners. I have been engaged in this matter on behalf of Plaintiffs to opine on the reliability of the procedures and techniques of the Tennessee signature verification process for absentee ballot envelopes (voter's affidavit) as set forth in Tennessee elections laws and guidance.

I. QUALIFICATIONS

2. I am a U.S.-certified and internationally recognized FDE, and the focus of my research and professional experience is on handwriting and signature identification and the scientific approach to analyzing questioned signatures. I am, and since 1998 continuously have been, certified by the American Board of Forensic Document Examiners (ABFDE), the certifying board for FDEs in North America. I am also certified in document examination by the Chartered Society of Forensic Sciences (United Kingdom). I specialize in the forensic science of analyzing genuine, disguised, and simulated signatures.

3. I co-founded and I am currently the principal at Forensic Science Consultants, Inc., where I conduct forensic document examination casework and research on handwriting and signature examination as well as other forensic document examination (e.g., document alterations, obliterations, indented impressions, or pages added or removed). I am also an adjunct professor at Oklahoma State University, where I teach graduate courses on the scientific examination of questioned documents.

RETRIEVED FROM DEMOCRACYDOCKET.COM

4. During and prior to my time with Forensic Science Consultants, Inc., and for nearly fourteen years, I worked as Forensic Document Examiner and Senior Document Examiner for the San Diego Sherriff's Department Regional Crime Laboratory. There, I conducted examinations of signatures and handwriting for cases investigated by San Diego County agencies as well as by local police, state, and federal agencies. I also served as Technical Lead of the Questioned Documents Section of the Regional Crime Laboratory, trained investigators and attorneys, provided expert testimony, conducted research, and produced the Questioned Documents Section Quality Manuals. Before that, I worked internationally as an FDE at the Laboratory of the Government Chemist (England), the Caribbean Institute of Forensic Investigations Ltd. (West

Indies), and the Trinidad and Tobago Forensic Science Center (West Indies). In those roles, I conducted forensic document examinations and testified in criminal and civil cases for multiple police forces and other government agencies.

5. I am a Fellow of the Questioned Documents Section of the American Academy of Forensic Sciences ("AAFS"), a Fellow and diplomate of the Chartered Society of Forensic Sciences, and a member of the Canadian Society of Forensic Science. I served as the Chair of the AAFS Questioned Documents Section from 2016 to 2018. I am an appointed member and Chair of the Academy Standards Board, which was formed by the AAFS to develop documentary standards for the forensic sciences. I served as a member of the National Institute of Standards and Technology's Expert Working Group on Human Facts in Handwriting Examination, the National Institute of Standards and Technology Organization of Scientific Area Committees' Physics/Pattern Interpretation Scientific Area Committee, and the Scientific Working Group on Documents. I have previously served as President, Vice President, Treasurer, and Director of the American Society of Questioned Document Examiners ("ASQDE").

RETRIEVED FROM DEMOCRACYDOCKET.COM

6. I am the editor of the Journal of the American Society of Questioned Document Examiners. I served on the editorial review board of the Journal of Forensic Sciences from 2005-2020, and I serve on the editorial review board of Forensic Science and Technology. I am a guest reviewer for the following journals: Forensic Science International, Science & Justice, Australian Journal of Forensic Science, Egyptian Journal of Forensic Sciences, and IEEE Transactions on Cybernetics.

7. I have published sixteen peer-reviewed articles on signature and handwriting examination, and forensic document examination. Many of my articles focus on the analysis of genuine, disguised, and forged signatures, and handwriting examination. I have also given

numerous presentations and workshops on signature and document examination worldwide, including the United States, Australia, Brazil, Canada, China, Latvia, Poland, Saudi Arabia, Scotland, and Turkey.

8. In 2019, I authored a book titled *Forensic Examination of Signatures*, which describes and discusses state of the art techniques and research in signature examination.[1] I co-authored a book in 2012 titled *The Neuroscience of Handwriting: Applications for Forensic Document Examination*, which integrates research in the fields of motor control, neuroscience, kinematics, and robotics to evaluate questioned signatures and handwriting.[2] The book sets forth, among other things, the scientific fundamentals of motor control as relevant to handwriting; the impact of age, disease, and medication on handwriting; and a quantitative approach to signature authentication, including kinematic and laboratory analyses of genuine versus disguised versus forged signatures.

9. In 2012, I received the American Board of Forensic Document Examiners' New Horizon Award "In Recognition of His Exceptional Contributions in Scientific Research for the Advancement of Forensic Document Examination." In 2019, I received the American Academy of Forensic Sciences Questioned Documents Section Ordway Hilton Award "In Recognition of Outstanding Contributions to Forensic Document Examination."

10. I have testified as an expert witness in court and depositions more than 150 times on issues of signature, handwriting, and document examination in both civil and criminal cases, including cases in the United States, England, Trinidad & Tobago, and St. Vincent.

11. I received a Ph.D. from La Trobe University in Melbourne, Australia in human biosciences, where I wrote my thesis on signature identification: "Elucidating static and dynamic

RETRIEVED FROM DEMOCRACYDOCKET.COM

[1] Mohammed, L. (2019). *Forensic Examination of Signatures*. San Diego: Elsevier.

[2] Caligiuri, M.P., & Mohammed, L.A. (2012). *The Neuroscience of Handwriting: Applications for Forensic Document Examination.* Boca Raton: CRC Press/Taylor & Francis Group.

features to discriminate between signature disguise and signature forgery behavior." Prior to that, I received my undergraduate degree in science at the University of West Indies; underwent a two-year training program in document examination at the Trinidad and Tobago Forensic Science Center; and received a master's degree in forensic sciences at National University in San Diego, California.

12. My *curriculum vitae* is attached as Exhibit A. I am being compensated at a rate of $400.00 per hour. My compensation in this matter is not in any way contingent on the content of my opinion or the outcome of this matter.

II. BACKGROUND

RETRIEVED FROM DEMOCRACYDOCKET.COM

13. For this Declaration, I reviewed the Plaintiff's Complaint, State of Tennessee statutes Tenn. Code § 2-6-202 (2018), Tenn. Code § 2-6-204 (2018), and relevant academic literature.

14.

15. Tenn. Code § 2-6-202(g) (2018) states, "Upon receipt by mail of the absentee ballot, the administrator shall open only the outer envelope and compare the voter's signature on the application with the voter's signature on the appropriate registration record. Upon determining that the voter is entitled to vote, the administrator shall note on the voter's absentee ballot envelope that the voter's signature has been verified. This signature verification is the final verification necessary before the counting board counts the ballots."

16. Based on these statutes the administrator of elections is being asked to conduct an examination and comparison of one signature (application) with another (voter registration), and then one signature (absentee ballot) with one signature on a registration record.

17. Based on my understanding, Tennessee election officials are lay individuals, meaning they are not required to have any specialized expertise in document examination or signature comparison.

18. Based on my understanding, there are no further written statewide standards or procedures to guide election officials in evaluating whether the signature on the absentee ballot application matches the signature on the back of the absentee ballot envelope (the voter's affidavit).

19. Furthermore, there is no indication that the voter is provided with an opportunity for a cure.

III. SUMMARY OF CONCLUSIONS

20. The Tennessee signature match procedures do not set forth sufficient standards for determining reasonably whether a signature on a ballot return envelope matches the voter signature displayed in the voter's file, which is highly likely to result in errors. Based on my review of the election statutes, Tennessee does not require that election officials be provided equipment for effective document examination and signature comparison, such as proper light sources and microscopes.

RETRIEVED FROM DEMOCRACYDOCKET.COM

21. Based on my experience and my review of the academic literature, it is my opinion that in these circumstances, Tennessee election officials are likely to make erroneous signature-comparison determinations.

22. Determining whether a signature is genuine is a difficult task for even a trained FDE, as signatures are written in different styles with varying levels of readability and variability. Laypersons, such as Tennessee election officials, have a significantly higher rate of error in determining whether signatures are genuine. Laypersons are also more likely to wrongly determine

that authentic signatures are *not* genuine than to make the opposite error. In other words, Tennessee election officials are significantly more likely than trained examiners to make an incorrect signature-comparison determination and are particularly likely to incorrectly decide that the signatures are *not* signed by the same person.

23. The high rate of error among laypersons generally results from the inability to distinguish between normal "variations" in one individual's signatures as opposed to "differences" resulting from multiple signers. An individual's signatures may vary for myriad reasons, including age, health, native language, and writing conditions. Laypersons lack the tools and training to properly account for signature variation, which leads to erroneous mismatch determinations that are particularly pronounced in populations with greater signature variability, such as the elderly, disabled, individuals suffering from poor health, young voters (ages 18 to 21), and non-native English speakers.[3]

24. These signature-determination errors are further compounded for Tennessee election officials with diminished eyesight or "form blindness" (a type of impairment in visual perception defined below)—both of which impact an individual's ability to make accurate handwriting authenticity determinations. While FDEs are screened for these traits, Tennessee law and guidance regarding signature comparison do not appear to require election officials to undergo such screening.

25. Based on my review of the relevant statutes, Tennessee does not appear to require election officials to compare the signature on the ballot return envelope to other signatures available on file beyond the registration record, or spend any minimum threshold of time in

[3] *See* Hilton, O. (1969). Consideration of the writer's health in identifying signatures and detecting forgery. *Journal of Forensic Sciences*, Vol. 14, No. 2, pp. 157-166.

RETRIEVED FROM DEMOCRACYDOCKET.COM

comparing signatures. These omissions are likely to lead to additional errors. At a minimum, multiple signature samples are required for a more accurate signature determination to account for an individual's signature variability, given proper examination conditions.[4] For writers who are elderly or have poor health, a larger number of signature samples may be required to determine their range of variation. Yet Tennessee does not appear to require election officials to compare the voter's signature on the return envelope to more than one sample. Further, because a minimum of two hours is required to accurately compare signatures, election officials with insufficient time to evaluate the signature on the ballot return envelope are likely to make additional errors. Based on my review of Tennessee laws, election officials are not allotted the required minimum amount of time to review voters' signatures.

26. In sum, it is my opinion that Tennessee's current signature matching rules and procedures, which allow non-expert individuals to reject the signature on the ballot envelope, will result in a significant number of erroneous rejections. In other words, Tennessee election officials are likely to reject properly cast ballot applications and ballots, signed by the voter to whom the ballot belongs, because of their incorrect determination that either signature is not genuine.

RETRIEVED FROM DEMOCRACYDOCKET.COM

IV. ANALYSIS AND OPINIONS

A. Tennessee Election Officials are likely to make erroneous signature comparison determinations.

27. Individuals untrained in signature examination, like Tennessee election officials, are highly likely to make mistakes when comparing signatures, particularly by erroneously rejecting signatures as inauthentic or non-matching when they are in fact written by the same individual.

[4] Hilton, O. (1965). A further look at writing standards. *The Journal of Criminal Law, Criminology and Police Science*, Vol. 56, No. 3, p. 383 (recommending a minimum of ten signature samples for accurate signature comparison determinations).

These rejections are considered "Type II" errors, and laypersons are more likely than FDEs to make such errors for several reasons. First, untrained election officials cannot reliably determine whether signatures are written by different individuals or whether the signatures are written by one person but exhibit natural variations. Second, untrained reviewers do not account for the many reasons for naturally varying signatures, causing them to erroneously reject authentic signatures. This is particularly true for writers who have less formal education, learned English as a second language, elderly, disabled, young, or have adverse health conditions. Third, untrained elections officials also fail to account for the different signature styles and features, leading to erroneous rejections. Lastly, it is not clear whether Tennessee election officials are tested for form blindness, a condition that impacts their ability to accurately review signatures.

RETRIEVED FROM DEMOCRACYDOCKET.COM

B. Untrained laypersons are more likely than FDEs to erroneously determine authentic signatures are inauthentic.

28. There are two types of errors in signature examination. Type I errors occur when a non-genuine signature is deemed to be genuine, and a Type II error occurs when a genuine signature is concluded to be non-genuine. A Type II error is considered among FDEs as being more egregious than a Type I error for signature verification and would mean in Tennessee's mail voting system that a genuine signature is rejected as non-genuine, and the voter's ballot would not be counted.

29. Compared to FDEs, laypersons have higher Type II error rates. In a 2001 study reviewing the error rates of FDEs and laypersons in comparing six genuine signatures with six non-genuine signatures, laypersons made Type II errors in 26.1% of cases while trained signature FDEs made such errors in 7.05% of cases.[5] That means that laypersons are more than 3 ½ times more likely to declare an authentic signature non-genuine—which, in the case of signatures on

[5] Kam M., Gummadidala K., Fielding G., Conn R. (2001). Signature Authentication by Forensic Document Examiners, *Journal of Forensic Science*, 46(4):884-888.

ballot return envelopes, would mean that election officials would reject more than 3 ½ times the number of ballots than FDEs. It should be noted that for this study, six specimen signatures were used. If, as appears to be the case in Tennessee elections, only one reference signature is used for comparison, it is highly likely that the error rate for both experts and laypersons would increase significantly.

C. Tennessee election officials cannot determine reliably whether signatures are written by different individuals, or by one individual exhibiting natural variation.

30. Determining whether signatures are made by the same or different individuals requires a reviewer to discern whether a feature or combination of features in signatures are "differences" or "variations." Signatures are the product of a motor program developed in the brain after practice, and then executed with neuro-muscular coordination. Many factors can influence an individual's motor program and neuro-muscular coordination. These factors cause variations in each person's signature.[6] Variations are deviations of personal, subconscious characteristics normally demonstrated in the habits of each writer. Individuals may have narrow, moderate, or wide ranges of natural variation. A writer's range of variation can be determined when an adequate amount of specimen signatures is examined. A significant "difference" is a characteristic that is structurally divergent between handwritten items, is outside the range of variation of the writer, and that cannot be reasonably explained.[7]

RETRIEVED FROM DEMOCRACYDOCKET.COM

31. In the field of signature examination, unexplainable "*differences*" between signatures suggest that different individuals wrote the signatures, whereas "*variations*" between signatures

[6] Mohammed, L. (2019). *Forensic Examination of Signatures*. San Diego: Elsevier.

[7] SWGDOC Standard for the Examination of Handwritten Items, available at https://www.swgdoc.org/documents/SWGDOC%20Standard%20for%20Examination%20of%20Handwritten%20Items.pdf.

mean that one individual wrote the signatures. Determining whether signature features are "differences" or "variations" is one of the most difficult determinations in signature examinations, even for experienced FDEs.

32. Some writers may have a very wide range of variation. Figure 1 illustrates four signatures of one writer (redacted) that exhibit wide variation, and if compared in pairs, may easily be mistaken as signatures written by different individuals.



RETRIEVED FROM DEMOCRACYDOCKET.COM

Figure 1 *Four signatures of one individual exhibiting a wide range of variation*

33. To reliably make such a judgment requires, at a minimum:

- Extensive training with different types of signatures: Becoming an FDE requires at least two, and typically three, years of full-time training with an experienced examiner, with at least eighteen months of training in the examination of signatures and handwriting. FDEs learn the science of signature examination, gain experience in casework, and are tested for proficiency.
- Adequate magnification and lighting equipment.
- Excellent eyesight.
- Adequate contemporaneous specimen signatures
- Adequate time: Insufficient time examining signatures is conducive to making errors. For example, one study found that FDEs spent more time looking at the questioned and known signatures than laypersons, and their evaluations were more accurate.[8]

RETRIEVED FROM DEMOCRACYDOCKET.COM

Without these elements, Tennessee election officials are likely to mistake legitimate and expected "variations" between one individual's signatures for "differences" in signatures between two individuals, and conclude incorrectly that someone other than the registered voter signed the ballot application or ballot envelope.

D. Untrained reviewers erroneously reject authentic signatures because they do not account for the many reasons for naturally varying signatures.

34. Further, an individual's signatures may vary for myriad reasons, and to properly determine whether signatures are written by the same individual, one must consider the various

[8] Merlino, M., Freeman, T., Dahir, V., Springer, V., et al. (Jan. 2015). *Validity, Reliability, Accuracy, and Bias in Forensic Signature Identification*. Department of Justice Grant 2010-DN-BX-K271, Document 248565, https://www.ncjrs.gov/ pdffiles1/nij/grants/248565.pdf.

reasons why features of the same individual's signatures may visually appear different. To do so, reviewers must possess an adequate number of sample signatures to demonstrate the writer's range of variation. In one of the leading textbooks on handwriting examination, authors Roy Huber & A.M. Headrick identified twenty common reasons why individuals' signatures may appear to show variations:

- Adequacy of standards (or samples)—inadequate standards in terms of quantity and contemporaneousness will not be representative of the writer's range of variation. Variations may therefore be interpreted as differences.
- Accidental occurrences—i.e., these are one-off variations that will not appear in the specimen signatures.[9] Misinterpretation may lead to a decision of difference versus variation.
- Alternative styles—i.e., some writers have alternate signature styles. This may not be represented in the specimens.
- Ambidexterity.
- Carelessness or negligence.
- Changes in the health condition of writer.
- Changes in the physical condition of writer—e.g., fractures, fatigue, or weakness may alter features of an individual's signature.
- Changes in the mental condition or state of the writer.
- Concentration on the act of writing.
- Disguise or deliberate change.

RETRIEVED FROM DEMOCRACYDOCKET.COM

[9] A specimen signature is a signature that is known to have been written by a person. It is not disputed. Typical specimens are Driver's Licenses and Identification Cards.

- Drugs or alcohol.
- Influence of medications.
- Intentional change for later denial.
- Nervous tension.
- Natural variations—i.e., inherent variation as a result of differences in neuro-muscular coordination.
- Writing conditions—e.g., the individual's place or circumstances, such as in a moving vehicle or at a stationary table.
- Writing instrument—e.g., a pen versus a stylus.
- Writing position—e.g., the individual's stance.
- Writing surface—e.g., paper versus electronic screen.
- Writing under stress.

RETRIEVED FROM DEMOCRACYDOCKET.COM

Examiners must consider each of these reasons in determining whether a feature is "difference" created by different writers or whether the feature is simply a "variation" from the same writer. It is very unlikely that Tennessee election officials will have the knowledge, training, and experience to properly account for these factors. And the signature matching statutes and rules do not require election officials to consider adequate samples, as would be necessary for even an expert to distinguish a "difference" from a "variation."

35. Studies have shown that illiterate writers, writers for whom English is a second language, elderly writers, disabled writers, and writers with health conditions tend to have less pen control than most other writers, and therefore would have a greater range of variation in their

signatures.[10] And the increased variation in the signatures of these groups only compounds laypersons' tendencies to err on the side of incorrectly finding authentic signatures to be non-genuine.

36. Since signatures are developed as a motor program in the brain, the signatures of writers for whom English is a second language are more likely to exhibit wide ranges of variation, as these writers will have to discard their former learned motor program and develop a new one for their new signature style.[11] For instance, a writer who first learned to write in a non-Latin-based script, such as Chinese, will naturally show more variation when signing a document in English than a native writer. Likewise, where the writer's native language is written right to left, such as Urdu, the writer's signature may also be more likely to show variations in letter slanting. Cherokee is a Native American tribe that has its own syllabary[12]. Signatures written by individuals who learned to write using the Cherokee syllabary may appear different to an untrained eye. Qualified, experienced experts in the area of signature verification would know of and account for these factors in evaluating signatures. Tennessee election officials, even if put through a short training session, are unlikely to be able to accurately account for these differences, particularly in an expedient time frame or when only one or a few specimen signatures are available for comparison.

RETRIEVED FROM DEMOCRACYDOCKET.COM

[10] *See, e.g.*, Hilton, O. (1969). Consideration of the writer's health in identifying signatures and detecting forgery. *Journal of Forensic Sciences*, Vol. 14, No. 2, pp. 157-166; Hilton, O. (1965). *A further look at writing standards*. Journal of Criminal Law, Criminology, and Police Science, Vol. 56, No. 3, pp.383; Hilton, O. (1956). Influence of serious illness on handwriting identification, *Postgraduate Medicine*, Vol. 19, No. 2.

[11] Mohammed, *supra* note 1 at pp. 5-1.

[12] Encyclopedia Britannica, *Cherokee Syllabary*, https://www.britannica.com/topic/Cherokee-syllabary.

37. Furthermore, young voters (ages 18 to 25) are not likely to have fully developed signatures. According to one study, "the development and progress of one's handwriting passes through four stages in the course of a lifetime: (1) the formative stage, (2) the impressionable or adolescent stage, (3) the mature stage, and (4) the stage of degeneration."[13] The signatures of young voters will fall between stages 2 and 3. The U.S. Postal Service has reported that "writer[s] achieve[] graphic maturity by the 20th birthday."[14] Handwriting was developed as a means of communication, whereas signatures are developed as a means of identification.[15] Signatures tend to be more personalized and can therefore be considered as an over-developed form of handwriting. It follows that young writers today will not have developed signatures until later in life. This is exacerbated as young writers will presumably need to sign less often due to the increased use of personal identification numbers ("PINs") and other non-handwritten forms of identification. Their signature development can reasonably be expected to take longer than for previous generations. This will lead to an increased range of variation in a young writer's signature. The handwriting of adolescents can cause difficulties even for trained FDEs. Comparisons by untrained individuals of young voters' signatures on the ballot return envelopes will exacerbate the potential for error in rejecting their ballots.[16]

RETRIEVED FROM DEMOCRACYDOCKET.COM

[13] Huber, R.A. & Headrick, A.M. (1999). *Handwriting Identification: Facts and Fundamentals*. Boca Raton, FL: CRC Press.

[14] Bureau of the Chief Postal Inspector (1966), *20th Century Handwriting Systems and Their Importance to the Document Analyst*.

[15] Plamondon, R., Srihari, S. (2000). *Online and off-line handwriting recognition: a comprehensive survey*. IEEE Transactions on Pattern Analysis and Machine Intelligence Volume: 22, Issue:1, Jan; Srihari S.N., Srinivasan H., Chen S., Beal M.J. (2008). *Machine Learning for Signature Verification*. In: Marinai S., Fujisawa H. (eds) Machine Learning in Document Analysis and Recognition. Studies in Computational Intelligence, vol 90. Springer, Berlin, Heidelberg, p. 389.

[16] Cusack, C.T & Hargett, J.W. (1989). A Comparison Study of the Handwriting of Adolescents. *Forensic Science International*, 42(3):239-248.

E. Tennessee officials may fail to account for increase variation in signatures of writers with disabilities.

38. Signatures are executed by means of neuromuscular coordination. A motor program developed in the brain signals the muscles to produce handwriting movements. Any disability, illness, or drug that affects neuromuscular coordination will influence the production of signatures. Various diseases that affect motor neurons and neurological pathways can affect the appearance of signatures of the afflicted individual.

39. Multiple Sclerosis (MS) occurs in 1 of 500 people worldwide with 70% of patients exhibiting symptoms between the ages of 21 to 40. The disease manifests itself in females 2 to 3 times more than in males. A characteristic of writers with MS is tremor or shakiness.[17] Neurological damage from MS is reflected in handwriting and it is estimated that 75% of MS patients exhibit tremor in their handwriting.[18] Diseases such as Parkinson's and Alzheimer's with Lewy Bodies also affect signatures. The writer tends to write much smaller (micrographia), and his or her tendency may change depending on medication. Individuals who have lost their dominant hand, and must learn to write with their other hand will also exhibit wide variation in their handwriting. An example of such individuals are veterans who have been injured in war. The longer a person writes with a non-dominant hand will result in improvement of the quality of handwriting. However, it will likely never appear completely normal and natural.[19]

RETRIEVED FROM DEMOCRACYDOCKET.COM

40. It is highly likely that writers with disabilities will exhibit a wider range of variation in their signatures than might normally be seen in the signatures of a healthy, skilled writer. This increased variation will not only present a challenge to a trained FDE, but will present an impossible task to a layperson who has to compare one signature on an application for a ballot, or on a ballot envelope with one signature on a voter's registration, and make a determination of authenticity.

41. In Tennessee, the ballot application and ballot envelope signatures each appear to be compared with one reference signature. For voters with disabilities the lack of an adequate number of standards will exacerbate the error rate. Evaluations of signatures executed by ill writers requires the evaluator to have wide experience with different types of signatures and accurate knowledge of the physical conditions of individuals as this relates to handwriting.[20]

F. Tennessee elections officials also fail to account for the different signature styles and features, leading to erroneous rejections.

42. One of the reasons that accurate signature comparison determinations prove difficult, even for a trained FDE, is that signatures are written in three different styles[21] as illustrated in Figure 2:

- Text-based: Nearly all the letters can be interpreted.



- Mixed: More than two, but not all, letters can be interpreted.



Stylized: No letters can be interpreted.



Figure 2 *Examples of three signatures styles*

RETRIEVED FROM DEMOCRACYDOCKET.COM

[20] Hilton, O. (1969). Considerations of the writer's health in identifying signatures and detecting forgery. *Journal of Forensic Sciences*, Vol. 14, No2, 2, pp. 157-166.

[21] Mohammed, L., Found, B., Rogers, D. (2008). Frequency of signature styles in San Diego County. *Journal of the American Society of Questioned Document Examiners*, Vol. 11, No. 1.

43. These signature styles exhibit significantly different characteristics that impact the signature-matching analysis, and by extension, the determination of whether signatures are genuine. For example, kinematic features of signatures, such as size, velocity, changes of acceleration, and pen pressure are important in determining whether a signature is genuine. Yet these kinematic features vary between the same individual's signatures, with the degree of variations often dependent on the signature style. The kinematic features of stylized signatures, for example, vary more significantly than the kinematic features of text-based signatures. And the less legible a signature becomes, the more the election official depends on their pattern recognition ability. Thus, signature styles can have an impact on the determination of genuineness or non-genuineness. Unfamiliarity with the different signature styles may impact a reviewer's ability to determine whether two signatures come from the same person, and would likely cause a lay person to decide that the compared signatures exhibit "differences" when the changes in features are simply "variations."

RETRIEVED FROM DEMOCRACYDOCKET.COM

44. To determine whether signatures are made by the same individual, a reviewer should focus on holistic features of signatures, such as alignment, slant, pen lifts, rhythm, the size of writing, the slope or slant of the letters, or other characteristics that are diagnostic of the process used to create signatures. These features are subtle, and a writer is usually unaware of the features, as they are excited by the writer's subconscious motor program. These subtle features provide significant evidence of genuineness because they occur in natural handwriting. Lay persons, however, often focus instead on more eye-catching features in evaluating signatures. For example, an eye-tracking study on signature examination found that "lay participants focused to a greater extent on individual features such as arches, eyelets, hooks, shoulders, connections, troughs, or

other individual features" that catch the eye, and "appear[ed] less likely to use holistic features."[22] But focusing on these eye-catching features is problematic because these are the types of features that a simulator will try to capture. Properly utilizing the subtle, holistic features of signatures to determine genuineness, however, requires both training and adequate time for review.

G. Tennessee election officials are not tested for form blindness, increasing the risk of erroneous signature match determinations.

45. A laypersons' ability to make consistently correct determinations as to the genuineness of a signature may also be impacted by a condition known as "form blindness," which impairs "the ability to see minute differences in angles, forms, and sizes."[23] Most ophthalmologists agree that form perception is not an eye problem but rather a translational problem. That is, "it is a perceptual inability to distinguish the small differences between shapes, colors, and patterns."[24] Therefore, in most cases, form blindness goes undetected, but diminishes a reviewer's ability to make accurate determinations of a signature's genuineness.[25] And while FDEs must pass a form blindness test before being trained in handwriting identification, it is not clear that Tennessee requires any such test for election officials. There is thus a risk that some election officials have form blindness and are particularly prone to making erroneous signature determinations.

RETRIEVED FROM DEMOCRACYDOCKET.COM

[22] Merlino, *supra* note 13.

[23] Bertram, D. (2009). Univ. of S. Miss. *Form Blindness Testing: Assessing the Ability to Perform Latent Print Examination by Traditional Versus Nontraditional* Students Dissertations. 996, p. 33; Byrd, J. & Bertram, D. (2003). Form-Blindness. *Journal of Forensic Identification*, 53(3):315-341.

[24] Moody, Meredith G., "*Form-Blindness and Its Implications: A Verification Study*" (2016); Honors Theses; Paper 388.

[25] *Id.*, p. 32.

H. Even trained FDEs are likely to make erroneous signature comparison determinations under Tennessee's signature matching procedures.

46. Even for trained FDEs, Tennessee's signature matching process would be prone to erroneous determinations due to the limited number of comparison signatures and the lack of proper equipment.

47. Normally, FDEs require multiple specimen signatures for comparison with a questioned signature, and often more if issues such as age or illness are involved. These specimens are required to adequately determine the range of variation of the writer and properly account for the reasons for variation within an individual's signatures discussed above. Indeed, nobody signs the same way twice: no two complex, skillfully written, genuine signatures of one writer have ever been found to be exactly alike, but such a statement should be understood to be true speaking microscopically, and not as the carpenter measures.[26] Inadequate standards, or failure to use adequate specimens fully representing the range of variation in a writer's signature, is a well-known source of error.[27]

RETRIEVED FROM DEMOCRACYDOCKET.COM

48. Features observed in the questioned signature(s) may not be observed in the inadequate specimens. This may lead to an erroneous interpretation of a feature as a difference (two writers) not a variation (one writer). Because Tennessee election officials are only required to compare the signatures on the ballot application and ballot envelope with one reference signature, they cannot distinguish accurately between features, variations, or differences. Furthermore, in some instances, Tennessee election officials may need to compare a voter's original "wet-ink" signature on the

[26] Osborn, A. (1910). *Questioned Documents*. The Lawyers' Publishing Co.: Rochester, NY, p. 281.

[27] Huber, R.A. & Headrick, A.M. (1999). *Handwriting Identification: Facts and Fundamentals*. Boca Raton, FL: CRC Press.

ballot application or ballot envelope with the voter's digitized signature in the voter registration file. Comparing a digitized signature with an original "wet-ink" signature has many inherent limitations, some of which are caused by the resolution of the digitized signature, whether the digitized signature is being viewed on a monitor or as a printed item, and the writing instruments used for each signature. If the monitor's resolution is low, or if the digitized signature is a poor copy of the original signature to begin with, this would make it very difficult for an untrained examiner to assess the line quality of the signature. Striations made by ballpoint pens may appear to be gaps in the writing line, and may be interpreted mistakenly as evidence of simulation or forgery.

49. Finally, as discussed above, Tennessee does not seem to require election officials to use or be provided with proper equipment, such as magnification and lighting equipment. "[T]the microscope is the instrument which makes it possible to see physical evidence directly that otherwise may be invisible. . . ." [28] Without this type of equipment, even a well-trained eye may make errors in a signature authenticity determination.

RETRIEVED FROM DEMOCRACYDOCKET.COM

V. CONCLUSION

50. For the reasons stated herein, it is my professional opinion that Tennessee election officials are likely to make erroneous signature match determinations. In particular, Tennessee election officials are significantly more likely to erroneously conclude that authentic signatures are *not* genuine than they are to make the opposite error—to accept inauthentic signatures as genuine. These erroneous determinations result from the inherent difficulty in making reliable signature authenticity determinations, particularly where, as here, the reviewer lacks training, is

[28] Osborn, A. S. (1929). *Questioned Documents*. 2nd. Ed. Boyd Printing Company, Albany, N.Y., USA.

provided with an insufficient number of comparison signatures, and does not have access to proper equipment. The use of a one signature as the sole reference sample for comparison with one ballot signature will most likely exacerbate the error rate. In this context, Tennessee's signature matching procedures are all but guaranteed to result in the erroneous rejection of properly cast ballots.

* * *

Executed on June 11, 2020 at San Bruno, California

I declare under penalty of perjury the foregoing is true and correct.

Linton Mohammed, Ph.D., D-ABFDE

RETRIEVED FROM DEMOCRACYDOCKET.COM

EXHIBIT D

RETRIEVED FROM DEMOCRACYDOCKET.COM

IN THE UNITED STATES DISTRICT COURT
FOR THE MIDDLE DISTRICT OF TENNESSEE
NASHVILLE DIVISION

MEMPHIS A. PHILLIP RANDOLPH INSTITUTE, et al., *Plaintiffs*, v. TRE HARGETT, et al., *Defendants*.	Civil No. 3:20-cv-0374 JUDGE RICHARDSON MAGISTRATE JUDGE FRENSLEY

RETRIEVED FROM DEMOCRACYDOCKET.COM

DECLARATION OF TENNESSEE STATE CONFERENCE OF THE NAACP IN SUPPORT OF PLAINTIFFS' MOTION FOR PRELIMINARY INJUNCTION (Pursuant to 28 U.S.C. § 1746)

I, Gloria Jean Sweet-Love, am over the age of 18 and fully competent to make the following declaration. The facts in this declaration are based on my personal knowledge and upon information available to me through the files and records of Tennessee State Conference of the NAACP ("Tennessee NAACP"), of which I am president. If called upon as a witness, I would testify to these facts. Under penalty of perjury, I declare and state the following:

Personal Background

1. I am the president of Tennessee NAACP. I have served as president of Tennessee NAACP since January 1996.

2. In this role, I am responsible for Tennessee NAACP's operations. I oversee the regional divisions, the branches, and the college chapters and youth councils ("local units"). I am responsible for setting the direction, determining the priorities, planning, and executing civic engagement activities of all the local units. I train executive management on civic engagement. I lead the fundraising and budgeting process for Tennessee NAACP. I plan the organization's

major events—our Annual Conference, Race Relations Summit, and Legislative Day on the Hill.

3. In addition to my role with Tennessee NAACP, I also serve as the Chair of the Southeast Region NAACP Leadership Caucus.

4. Based on my knowledge and experience I am familiar with Tennessee NAACP's voter identification, mobilization, and engagement activities.

Overview of the Tennessee NAACP

5. Tennessee NAACP is a nonpartisan, interracial, nonprofit membership organization headquartered in Jackson, Tennessee. It includes three regional divisions—in Eastern, Middle, and Western Tennessee—as well as thirty-three local branch units and twenty-two college chapters and youth councils.

RETRIEVED FROM DEMOCRACYDOCKET.COM

6. Tennessee NAACP was founded in 1946. Its mission is to eliminate race-based discrimination through securing political, educational, social, and economic equality rights and ensuring the health and well-being of all persons.

7. Tennessee NAACP promotes grassroots democracy by mobilizing and supporting local units. Tennessee NAACP works to encourage local units to envision the future of effective government in their communities, establish a structure and environment that allows all citizens to reach their maximum potential, and provide accountability for the community concerning the performance of the Tennessee General Assembly. Tennessee NAACP acts as a key community advocate for those the General Assembly most needs to serve on an equal level with all Tennesseans.

8. Tennessee NAACP has eight officers: president; vice presidents of the eastern, western, and middle divisions; secretary; treasurer; youth & college state advisor; and youth & college state president.

9. The organization has eighteen standing committees. The chairs of those committees compose Tennessee NAACP's executive committee. These standing committees focus on various

aspects of our work such as civic engagement, education, health, and labor & industry, to name a few.

10. Tennessee NAACP and most local units are primarily volunteer-run, and all officers are volunteers; only Tennessee NAACP headquarters, the Nashville Branch, and the Memphis Branch have any full-time office staff.

11. As of June 2020, the organization has more than 10,000 members across the state of Tennessee, primarily consisting of African Americans, other people of color, and our allies. Tennessee NAACP has members in all ninety-five counties.

12. Tennessee NAACP also has a large volunteer base comprised of individuals who are card-carrying Tennessee NAACP members as well as non-members.

13. To become a member, an individual can contact their local unit and submit an application. Tennessee NAACP offers different levels of membership including youth, college, and adult memberships. Members must pay yearly dues.

14. Tennessee NAACP provides members and nonmembers volunteer opportunities—and accepts anyone who wishes to volunteer at events. Individuals need not be members to volunteer with Tennessee NAACP.

RETRIEVED FROM DEMOCRACYDOCKET.COM

15. Two-thirds of Tennessee NAACP's members are African American. The rest of the organization's members are White or from other racial minority groups.

16. The largest age group of members and volunteers is fifty-five years plus. The second largest age group of members is between fifteen and twenty-five years old. Tennessee NAACP is ramping up its recruitment of members in the thirty to forty-five age range.

17. Voter engagement has been a key aspect of Tennessee NAACP's work since its founding. Using our strength and focus on grassroots mobilization and civic engagement, Tennessee NAACP places a special emphasis on voter registration events at places of worship and other forums, door-to-door canvassing, get-out-the-vote activities, candidate forums, giving rides to the polls, poll

monitoring, and voter protection on Election Day. As an example, Tennessee NAACP conducted a voter registration drive at an expungement clinic in February 2018. Tennessee NAACP used paper forms to register prospective voters there. Approximately 400 to 500 people came to the expungement clinic, and 350 expungement applications were processed. Tennessee NAACP collected 74 newly registered voters at this event. Before the pandemic, Tennessee NAACP conducted many such events.

18. Tennessee NAACP also works to engage high-school and college-age Tennesseans on voting and electoral participation.

19. Tennessee NAACP conducts voter registration drives in high schools and colleges. Tennessee NAACP also encourages youth to register to vote at voter registration drives. At these Tennessee NAACP high school voter registration drives, volunteers register students to vote by helping them to complete the state mail-in application for voter registration, collecting those applications, and submitting them to county elections commissions. Tennessee NAACP typically uses the paper application at its drives.

RETRIEVED FROM DEMOCRACYDOCKET.COM

20. Once a young member registers to vote at one of Tennessee's voter registration drives, Tennessee NAACP sends a letter to the member reminding him or her that voting is a rite of passage and to exercise the right to vote. Many young people that Tennessee NAACP registers are college students or future college students that would be eligible to vote absentee under Tennessee's Eligibility Criteria, even before the recent Chancery Court ruling permitting essentially all Tennessee voters to request to vote by mail.

21. Tennessee NAACP views voter engagement as a core activity fundamental to the advancement of the rest of the organization's mission. Tennessee NAACP believes voting is one of the few societal levers available to eligible citizens, even the underserved.

22. Tennessee NAACP believes that exercising this right helps to lift people up from where they are, both tangibly through electoral consequence and socially through inclusion in the processes of self-government.

COVID-19's Impact on Tennessee NAACP's Members Including Minority, Older, Immunocompromised, and First-Time Voters

23. Tennessee NAACP has closely followed the rise in COVID-19 infections in the State. The organization has educated members and volunteers about the health risks posed by COVID-19.

24. Tennessee NAACP has educated its members about the virus that causes COVID-19—that it is highly contagious, spreads through a variety of means, including respiratory droplets and contact between individuals, and can be very dangerous to their personal health.

25. Tennessee NAACP has shared with its members information about COVID-19 and precautionary steps. The disease poses a severe risk to all individuals, and particularly those who are either elderly, or, regardless of age, are immunocompromised, or have other underlying conditions like chronic lung disease, diabetes, obesity, or moderate to severe asthma.

RETRIEVED FROM DEMOCRACYDOCKET.COM

26. Tennessee NAACP is acutely aware of COVID-19's impacts on its membership, which is primarily African American.

27. Tennessee NAACP has tracked COVID-19's devastating impact on the African American community, which lacks access to healthcare and are more likely to be uninsured or underinsured. Tennessee is approximately 17% Black. I am aware that as of June 10, 2020, the State reported that Black Americans accounted for nearly 22% of COVID-19 cases and 34% of COVID-19-related deaths in Tennessee.

28. Many members are older and have underlying conditions such as diabetes, heart disease, and high blood pressure. These conditions make us more vulnerable to COVID-19 and

its effects. Two-thirds of our members either have underlying comorbidities or live with someone who has underlying conditions or is elderly. Many of our older members register to vote through Tennessee NAACP voter registration drives. Most of volunteers use the paper form to register prospective voters at voter registration drives. Volunteers then collect completed application forms and submit them to county elections commissions.

29. Many members of Tennessee NAACP are high school and college-age students. Many youth members register to vote at voter registration drives that Tennessee NAACP conducts. Tennessee NAACP usually uses paper application forms at youth and college voter registration drives.

30. I am aware that Tennessee law prevents first-time voters registering by mail or registering via paper application at voter registration drives, from voting by absentee ballot even if they otherwise meet the Eligibility Criteria. This restriction is very burdensome on NAACP members and likely to make NAACP's voter registration efforts less effective. Most people, including members, that recently registered through NAACP voter registration drives but have not voted before will be unable to vote absentee because of this restriction. NAACP is particularly concerned that its membership may be unaware of this restriction, will plan to vote absentee, and will ultimately be unable to cast a ballot.

RETRIEVED FROM DEMOCRACYDOCKET.COM

31. This restriction on first-time voters who register by mail is particularly burdensome to first-time youth voters during non COVID-19 times because most who register at registration to vote at drives (using the paper application form) or by mail do so in their hometowns and then leave for college before getting a chance to vote in person for the first time. Additionally, many voters, especially those in rural counties do not have access to computers and technology to be able to register online.

32. Because Tennessee law requires voters vote in person at the precinct corresponding to the address at which they are registered to vote, these youth voters must either return home from college to vote in person or not vote at all (as they cannot vote by mail).

33. COVID-19 has exacerbated this problem. Many first-time voters who registered to vote by mail or at voter registration drives, do not want to risk voting in person because they live with vulnerable family members and do not wish to expose their families to the virus.

34. Without the option to vote by mail, these voters will not be able to exercise their fundamental right to vote in August or November.

35. With the exception of individuals disenfranchised because of felony convictions and noncitizens, our membership—including first-time, minority, immunocompromised, and older voters—consists primarily of citizens who are qualified to vote and regularly vote or plan to regularly vote in elections.

RETRIEVED FROM DEMOCRACYDOCKET.COM

36. Many Tennessee NAACP members planned to vote in person in the August 6, 2020, statewide election and the November 3, 2020, presidential election.

37. Many members will not be able to vote in person because they do not want to comprise their own health or the health of vulnerable family members.

38. Many members, if eligible, plan to vote by mail in August and November to protect their own health or the health of vulnerable family members. Some of these members either did not qualify to request an absentee ballot under Tennessee's narrow Eligibility Criteria under Tennessee Code § 2-6-201 (as they existed absent the injunction entered by the Davidson County Chancery Court) or cannot request absentee ballots because they are first-time voters and registered to vote at voter registrations drive or by mail.

39. If these members ultimately cannot vote by mail in the continuing pandemic, they will be disenfranchised in August and November.

40. Members should not have to choose between their right to vote and their own or their family members' health and well-being.

Tennessee NAACP's Activities Around the Vote-By-Mail Process During COVID-19

41. Since the pandemic, Tennessee NAACP has devoted significant resources including volunteer and staff time to educating members of the public about Tennessee's absentee voting eligibility criteria.

42. Much of Tennessee NAACP's education and voter engagement activities during the COVID-19 crisis have revolved around educating members about who can vote by mail, how to vote by mail, including how to request, mail, and vote absentee ballots.

43. Most of our members have never voted by mail before, but because of the pandemic, wish to vote by mail. Many members also distrust the vote-by-mail process because they do not know whether their ballots will count or not.

44. To encourage members to vote by mail, Tennessee NAACP has trained civic engagement captains in each of the local units to host virtual workshops, virtual town halls, and unit calls centered around the vote by mail process.

45. Civic engagement captains at the local units have also made calls to local unit members to encourage them to vote by mail if they are eligible. To assuage members' fears that their ballots will count, civic engagement captains have advised that members take photos of their voted ballots for their own record keeping.

46. Because of Tennessee NAACP's educational activities around vote by mail, we expect more eligible members to use the vote-by-mail process in August and November.

RETRIEVED FROM DEMOCRACYDOCKET.COM

But for Tennessee NAACP's engagement around vote by mail, many members, who have never before voted by mail, would not be able to navigate the process.

Tennessee NAACP's Education Around Absentee Ballot Requests

47. Because many members have never voted by mail and require guidance on the multi-step vote-by-mail process, Tennessee NAACP wishes to distribute unsolicited absentee ballot applications as part of its vote-by-mail education process, including to its members, volunteers, and active constituencies.

48. Many members are confused on how to begin the vote-by-mail process. Tennessee NAACP wishes to help community members write their own requests, leave applications in community members' mailboxes, and provide links to the online application form on its websites, newsletters, and social media pages such as Twitter and Instagram, and text the link to the form to their members.

RETRIEVED FROM DEMOCRACYDOCKET.COM

49. Tennessee law, however, criminalizes Tennessee NAACP's ability to engage its members through unsolicited distribution of the absentee ballot request form.

50. If Tennessee NAACP distributes or shares unsolicited absentee ballot applications it risks criminal prosecution (a sentence of up to 11 months and 29 days in prison, a fine of up to $2,500, or both) under Tennessee Code § 2-6-202(c)(4).

51. Because Tennessee NAACP is unable distribute unsolicited absentee requests as part of its voter education, many of the communities and members in which Organization advocates are not able to obtain an application at all unless they directly ask Tennessee NAACP for help requesting absentee ballots.

52. Most members do not even know that to request absentee ballots, they must fill out applications.

53. In addition, many members do not have computers, internet access, printers, scanners, or fax machines, postage, or envelopes to be able to obtain, and then mail, email, or fax their absentee requests to their respective county commissions.

54. Many individuals that Tennessee NAACP helps, would not be able to obtain or write their own requests, scan their signatures, and submit their requests to their respective county commissions, without Tennessee NAACP's assistance.

55. But for Tennessee NAACP's help sharing and distributing unsolicited absentee requests, these individuals would not be able to vote by mail despite wanting to do so.

Tennessee NAACP's Activities Around Absentee Ballot Rejections Because of Signature Mismatch

RETRIEVED FROM DEMOCRACYDOCKET.COM

56. Since the COVID-19 pandemic, Organization has ramped up voter education around the vote-by-mail process as well as reasons behind why ballots are rejected, including for signature discrepancies.

57. Tennessee NAACP is aware that Tennessee does not provide a pre-deprivation notice and cure process for absentee ballots rejected because of signature discrepancies. This requirement impacts many of Tennessee NAACP's older members, a majority of the organization's membership. Because of sickness, arthritis, and other conditions, members' handwriting differs.

58. In past election cycles, Tennessee NAACP has focused less on absentee ballot rejections and more on encouraging prospective voters to vote in person.

59. Since the pandemic, Tennessee NAACP anticipates that more members, volunteers, and individuals that it serves will attempt to vote by mail to avoid voting in person.

60. Given this anticipated shift in method of voting, Tennessee NAACP not only has increased education around the absentee voting process but has conducted virtual member and

volunteer workshops and town halls on cautionary steps and tips for filling out absentee ballots.

61. During these workshops, Tennessee NAACP warns attendees that their signatures on absentee ballot identification envelopes must match their signatures on file with their county election commissions. Tennessee NAACP has advised workshop attendees to exercise caution when signing absentee ballots.

62. The organization has advised members to practice their signature on separate pieces of paper before signing their ballots.

63. Tennessee NAACP has also advised its members to follow up with their county elections commissions to check whether their absentee ballots were counted and ask for opportunities to cure their ballots if they were rejected.

64. Without Tennessee NAACP's education and engagement around signature mismatch and absentee ballot rejections generally, many prospective members will remain in the dark that such processes exist.

65. Members will not know that they must exercise caution, follow up with their county commissions to ensure that their absentee ballots have been counted, and request their county commissions to allow them to cure their ballots so that their vote is counted.

66. While Tennessee NAACP is encouraging more eligible individuals to vote by mail, the organization has also been mindful of the deficiencies in the vote-by-mail process. The organization would not have to expend its staff time and resources educating voters about ballot rejections due to signature mismatch if the State provided for meaningful notice and an opportunity to cure rejected ballots. In addition, the lack of meaningful notice and opportunity to cure makes eligible voters less likely to trust the vote-by-mail system and less likely to vote during the pandemic because they believe their absentee ballot will not count.

RETRIEVED FROM DEMOCRACYDOCKET.COM

67. To that end, the organization feels it is our duty to educate voters on absentee rejections because of signature mismatch and provide tools for voters to make sure their signature does match.

I declare under penalty of perjury pursuant to 28 U.S.C. § 1746 that the foregoing is true and correct.

Executed this 7th day of June, 2020.



Gloria Jean Sweet-Love

RETRIEVED FROM DEMOCRACYDOCKET.COM

EXHIBIT E

RETRIEVED FROM DEMOCRACYDOCKET.COM

IN THE UNITED STATES DISTRICT COURT
FOR THE MIDDLE DISTRICT OF TENNESSEE
NASHVILLE DIVISION

MEMPHIS A. PHILLIP RANDOLPH INSTITUTE, et al., *Plaintiffs*, v. TRE HARGETT, et al., *Defendants*.	No. 3:20-cv-0374 JUDGE RICHARDSON MAGISTRATE JUDGE FRENSLEY

RETRIEVED FROM DEMOCRACYDOCKET.COM

DECLARATION OF MEMPHIS AND WEST TENNESSEE AFL-CIO CENTRAL LABOR COUNCIL IN SUPPORT OF PLAINTIFFS' MOTION FOR PRELIMINARY INJUNCTION (Pursuant to 28 U.S.C. § 1746)

I, Jeffrey Lichtenstein, am over the age of 18 and fully competent to make the following declaration. The facts in this declaration are based on my personal knowledge and upon information available to me through the files and records of the Memphis and West Tennessee AFL-CIO Central Labor Council ("MCLC"), where I am the Executive Secretary. If called upon as a witness, I would testify to these facts. Under penalty of perjury, I declare and state the following:

1. I am the Executive Secretary of MCLC. I have served in this capacity since January 2018.

2. In my role as Executive Secretary of MCLC, I am responsible for member organizing, member outreach, campaign development, training, staff supervision, strategic partnerships, political campaigning, and voter engagement.

3. Based on my knowledge and experience I am familiar with MCLC's voter

identification, mobilization, and engagement activities.

4. MCLC is a nonprofit, nonpartisan union, headquartered in Memphis, Tennessee. It acts as an umbrella organization for 41 affiliate unions and their members based throughout western Tennessee. MCLC's affiliates include the local affiliates of the International Brotherhood of Electrical Workers and the American Federation of State, County, and Municipal Employees, among others. In total, MCLC encompasses approximately 20,000 union members in Tennessee.

5. MCLC operates a broad-ranging, multi-part political program in Tennessee. This program has become increasingly active in the past two years. As part of the program, MCLC endorses candidates in federal, state, and local elections. MCLC also conducts a voter registration program and a voter turnout program, aimed at assisting eligible union members and members of their households in registering to vote, and turning them out to vote in local, state, and federal elections. MCLC reaches approximately 60,000 individuals through its voter registration and voter turnout program.

RETRIEVED FROM DEMOCRACYDOCKET.COM

6. MCLC's members' ages vary widely from early thirties to early seventies. The majority of MCLC's members are in their forties and fifties.

7. MCLC is actively involved in voter education and engagement. Outside of election season, MCLC provides training, information, and support for all of its affiliate unions' voter engagement programs. MCLC teaches its affiliates how to set up voter registration tables at union meetings and train their political committee chairs. MCLC also trains each of its affiliates to pull lists of their union members that are not registered to vote and encourages them to register to vote.

8. During election season, MCLC runs its direct voter engagement campaign. Using its list of affiliate union members, MCLC volunteers encourage all MCLC members and members of each union household to register to vote by canvassing door-to-door, phone banking, texting

members, and conducting voter registration and voter education at worksites. MCLC conducts partisan and nonpartisan voter engagement with union members to encourage them to vote, inform them which candidates are pro-union, and inform them which candidates MCLC has endorsed. In 2018, the last year that MCLC ran its full voter engagement campaign, approximately 50 individual volunteers worked 150 different volunteer shifts.

9. MCLC focuses heavily on engaging each member of its affiliate union members' households. For example, if an MCLC affiliate union member is a grandparent and lives with a voting-age grandchild, MCLC works to register both the grandparent and the grandchild. In addition to making sure every voting-age member of the household is registered to vote, MCLC is also currently working to make sure eligible voters request and receive an absentee ballot and make an informed decision about who to vote for.

10. MCLC has closely followed the rise in COVID-19 infections in the State. MCLC has had to educate members and volunteers not only about the health risks posed by COVID-19 but also about how to vote by mail in light of the pandemic.

11. Since March 5, 2020, when the State confirmed its first COVID-19-related death, MCLC has lost at least one affiliate union member to the disease.

12. Over 60,000 of MCLC's affiliate members and members of their households are qualified to vote and over 30,000 regularly vote in federal, state, and local elections.

13. I am aware that several of MCLC's affiliate members and members of their households planned to vote in person in the August 6, 2020, statewide election and the November 3, 2020, presidential election prior to the COVID-19 pandemic. In 2018, approximately 38,000 people in MCLC's voter universe voted and the majority of them voted in person.

RETRIEVED FROM DEMOCRACYDOCKET.COM

14. I am aware that several MCLC members and members of their households plan to vote by mail, if eligible, to protect their own health or the health of vulnerable family members. Absent the injunction entered by the Davidson County Chancery Court, many MCLC members and members of their households would not otherwise qualify to vote by mail under Tennessee's narrow eligibility criteria under Tennessee Code § 2-6-201.

15. I am also confident that some MCLC members and members of their households will choose not to vote in August and November if they are ultimately unable to vote-by-mail due to their fear of contracting COVID-19. As Executive Secretary, I have learned that some members will not risk contracting COVID-19 by going to the polls and voting in person.

16. MCLC members and members of their households should not have to choose between their right to vote and their health or the health of their family members.

17. Since the pandemic, MCLC has devoted significant resources including volunteer and staff time to educating the public about Tennessee's absentee voting eligibility criteria.

18. Given that a significant proportion of the Tennessee electorate, including many of MCLC's members, will choose to vote by mail this year due to the COVID-19 pandemic, MCLC's direct union member engagement this year includes an increased focus on absentee voter engagement, to the extent permitted by law.

19. Much of MCLC's education and voter engagement activities during the COVID-19 crisis have involved voter education and training around the absentee ballot application and voting processes. MCLC's door-to-door voter engagement program has ceased entirely because of COVID-19, so MCLC is supplementing that activity by expanding its worksite engagement and its phone banking program. While MCLC typically relies heavily on door-to-door canvassing, the council's leadership has made the decision to forego the program entirely this year due to the risk

RETRIEVED FROM DEMOCRACYDOCKET.COM

of COVID-19 and the council's inability to run the program while following the CDC's social distancing guidelines.

20. Echoing the statewide share of voters who vote-by-mail, many in the communities MCLC serves have never voted by mail and require guidance on the multi-step vote-by-mail process. Thousands of MCLC's members and members of their households have been voting in person at the same polling locations for decades and have not voted in any other manner. Many of these same voters are particularly vulnerable to COVID-19 because of their underlying health conditions or their age.

21. As part of its voter education campaign, MCLC wishes to distribute absentee ballot requests to its members, volunteers, and active constituencies, help community members write their own requests, leave requests in community members' mailboxes, and provide links to the online application form on their website, social media pages such as Twitter and Instagram, and text messages to their followers and other members of the public. MCLC is also planning to produce and distribute a brief for all of its affiliate unions' political committee chairs and members explaining the absentee ballot application and voting process.

RETRIEVED FROM DEMOCRACYDOCKET.COM

22. MCLC, however, risks criminal prosecution (a sentence of up to 11 months and 29 days in prison, a fine of up to $2,500, or both) under Tennessee Code § 2-6-202(c)(4) for distributing unsolicited absentee ballot requests to members.

23. If MCLC is not able to distribute unsolicited absentee requests as part of its voter education, many members of the communities in which MCLC advocates will not be able to obtain an application.

24. MCLC's members are predominantly low-wage workers and many of them do not have computers, internet access, printers, scanners, fax machines, postage, or envelopes to mail,

email, or fax their absentee requests to their respective county commissions.

25. Without MCLC's assistance, many MCLC members, and members of their households, would not be able to write their own requests, scan their signatures, and submit their requests to their respective county commissions.

26. But for MCLC's help obtaining absentee requests, these individuals would not be able to vote by mail despite wanting to do so.

27. In light of the COVID-19 pandemic, MCLC plans to ramp up voter education around the absentee ballot process, absentee ballot rejections, and signature mismatch.

28. In past election cycles, MCLC focused less on absentee ballot rejections and more on encouraging prospective voters to vote in person because of the State of Tennessee's historic preference for in-person voting. But given the expected increase in absentee voting caused by the pandemic, MCLC is planning to divert resources towards increasing voter education on signature mismatch issues. This includes increasing the amount of time spent explaining the possibility of ballot rejections to voters, as well as educating them on what they can do to try to avoid having their ballot rejected.

RETRIEVED FROM DEMOCRACYDOCKET.COM

29. Without MCLC's education and engagement around signature mismatch and absentee ballot rejections generally, many prospective voters will not know that their ballot could be rejected for a signature mismatch. Voters will not know that they must exercise caution, follow up with their county commissions to ensure that their absentee ballots have been counted, and request their county commissions to allow them to cure their ballots so that their vote is counted.

30. MCLC anticipates that many voters it will engage as a part of its 2020 voter engagement efforts will be first-time voters. Several MCLC affiliate members live with children or grandchildren who have turned 18 since the last election, which is one of the reasons that every

election year MCLC actively works to engage not only its affiliate members, but all members of its affiliate union members' households. Several MCLC affiliate members joined our affiliated unions after the last presidential election. We will work to register these members by using printed mail-in voter registration forms when we conduct voter registration presentations at union meetings and at worksites.

31. However, Tennessee law requires anyone who registers to vote by mail to vote in person the first time they vote. Thus, my understanding is that under the law, anyone that MCLC has registered or will register to vote via a mail-in voter registration form will be required to vote in person, even if they otherwise qualify for absentee voting. This restriction necessarily limits the effectiveness of MCLC's voter registration activity because it limits the means by which those voters can cast their ballots.

32. Given the ongoing COVID-19 crisis, this restriction will make much of MCLC's voter registration activity ineffective because the voters they have registered will be unable to vote safely by mail.

33. Moreover, this restriction makes some of MCLC's voter registration activity ineffective because the voters they have registered cannot vote in person because they are students outside of their county or meet other eligibility criteria for absentee ballots that render them unable to vote in person.

34. MCLC also has to dedicate time and resources to ensuring that voters who registered by mail know that they will not be able to cast their ballot in person. We are concerned that voters we registered may assume they can vote by mail and have their application rejected when it is too late for them to make other plans to vote, and therefore that our voter registration efforts will be for naught.

RETRIEVED FROM DEMOCRACYDOCKET.COM

I declare under penalty of perjury pursuant to 28 U.S.C. § 1746 that the foregoing is true and correct.

Executed this 12th day of June, 2020.



Jeffrey Lichtenstein

RETRIEVED FROM DEMOCRACYDOCKET.COM

EXHIBIT F

RETRIEVED FROM DEMOCRACYDOCKET.COM

IN THE UNITED STATES DISTRICT COURT
FOR THE MIDDLE DISTRICT OF TENNESSEE
NASHVILLE DIVISION

MEMPHIS A. PHILLIP RANDOLPH INSTITUTE, et al., *Plaintiffs*, v. TRE HARGETT, et al., *Defendants*.	No. 3:20-cv-0374 JUDGE RICHARDSON MAGISTRATE JUDGE FRENSLEY

RETRIEVED FROM DEMOCRACYDOCKET.COM

DECLARATION OF MEMPHIS A. PHILIP RANDOLPH INSTITUTE IN SUPPORT OF PLAINTIFFS' MOTION FOR PRELIMINARY INJUNCTION
(Pursuant to 28 U.S.C. § 1746)

I, Kendra Lee, am over the age of 18 and fully competent to make the following declaration. The facts in this declaration are based on my personal knowledge and upon information available to me through the files and records of the Memphis A. Philip Randolph Institute ("APRI"), at which I serve as the Organizing Fellow. If called upon as a witness, I would testify to these facts. Under penalty of perjury, I declare and state the following:

1. I am the Organizing Fellow for APRI and I have served in this capacity since March 2020.

2. In my role as Organizing Fellow, I am responsible for voter engagement, voter education, and voter registration within the communities that APRI members live in, which are predominantly African American communities comprised of low wage trade workers.

3. APRI is a Memphis, Tennessee-based non-profit political advocacy and membership organization that works to strengthen ties between the labor movement and the community, increase the political impact of Black voters, and implement structural changes

through the American democratic process.

4. APRI is the Memphis chapter of the national A. Philip Randolph Institute, headquartered in Washington, D.C.

5. APRI has continuously served communities in Memphis, Tennessee since 1970.

6. APRI is a membership-based organization, with over 30 dues-paying members in various trades. Each member serves as a volunteer for APRI's voter engagement efforts.

7. The majority of APRI's members are over 60. The average age of APRI's membership is approximately 52. Most of APRI's members are registered to vote and most of them usually vote in person.

8. As part of its voter engagement efforts, APRI's members participate in community outreach at townhalls, union meetings, and other community organization meetings. Among other things, they help voters register to vote, educate voters about the voting process and issues on the ballot, and mobilize voters to ensure that they actually cast their ballots.

9. APRI has closely followed the rise in COVID-19 infections in the State. APRI has not only had to educate members and volunteers about the health risks posed by COVID-19, but also the risks around in-person voting during the pandemic.

10. Many of APRI's members are immunocompromised or suffer from underlying conditions including diabetes and heart disease. This puts them at a higher risk of developing serious complications from COVID-19.

11. Most of APRI's members are qualified to vote and regularly vote in federal, state, and local elections.

12. Most of APRI's members planned to vote in person in the August 6, 2020, statewide election and the November 3, 2020, presidential election prior to the COVID-19 pandemic.

RETRIEVED FROM DEMOCRACYDOCKET.COM

13. Some APRI members under the age of 60, however, will likely not vote if they are ultimately not allowed to vote by mail because they do not want to compromise their own or their family members' health through exposure to COVID-19. These members will, if eligible, vote by mail to protect their own health or the health of vulnerable family members, but do not otherwise qualify to request an absentee ballot under Tennessee's narrow eligibility criteria under Tennessee Code § 2-6-201 absent the Davidson County Chancery Court's ruling.

14. APRI's members should not have to choose between their right to vote and their own and their family members' health and well-being.

15. Since the COVID-19 pandemic began, APRI has devoted significant resources including volunteer and staff time to educate members of the public about Tennessee's absentee voting eligibility criteria.

16. The strict eligibility criteria in place before the Davidson County Chancery Court's decision made it more difficult to communicate absentee voting options to the general public and help voters determine if they are eligible. We have to dedicate more resources to explaining the absentee voting process because voters have a lot of questions around what the criteria are and whether they apply to them.

17. APRI has transitioned its voter engagement efforts from primarily face-to-face contact to social media and electronic communication. APRI has been educating the public about Tennessee's absentee voting eligibility criteria through its Facebook page, phone banking, and text and e-mail blasts to its members and the communities it serves. APRI has also been encouraging community members to register to vote, using the same methods.

18. Much of APRI's education and voter engagement activities during the COVID-19 crisis have revolved around informing its members and the communities it serves of the

RETRIEVED FROM DEMOCRACYDOCKET.COM

requirements for voting absentee.

19. As part of its education campaign, APRI wishes to distribute absentee ballot requests, help community members write their own requests, leave requests in community members' mailboxes, and provide links to Tennessee's online absentee ballot request form on their website, social media pages such as Facebook, and in text messages to their followers and other members of the public.

20. APRI also wishes to collaborate with community partners such as food banks and schools that are distributing aid during the COVID-19 pandemic to hand out absentee ballot requests to eligible voters.

21. APRI, however, risks criminal prosecution (a sentence of up to 11 months and 29 days in prison, a fine of up to $2,500, or both) under Tennessee Code § 2-6-202(c)(4) for distributing or sharing unsolicited absentee ballot requests to members.

22. If APRI is not able to distribute unsolicited absentee requests as part of its voter education, many of the communities and members in which APRI advocates will not be able to obtain a request because they do not have computers, internet access, printers, scanners, or fax machines, postage, or envelopes to be able to mail, email, or fax their absentee requests to their respective county commissions. .

23. Many individuals, would not, without APRI's assistance, be able to write their own requests, scan their signatures, and submit their requests to their respective county commissions.

24. But for APRI's help with obtaining absentee requests, these individuals would not be able to vote by mail despite wanting to do so.

25. Since the pandemic, APRI anticipates that more members, volunteers, and individuals that APRI serves will attempt to vote by mail to avoid voting in person.

RETRIEVED FROM DEMOCRACYDOCKET.COM

26. Many of the communities in which APRI advocates have never voted by mail and require guidance on the multi-step vote-by-mail process.

27. In past election cycles, APRI focused less on absentee ballot rejections and more on encouraging prospective voters to vote in person.

28. Given the anticipated shift of the Tennessee electorate towards voting by mail this year, APRI is planning to increase education around the absentee voting process in general and release email blasts and social media posts warning voters that their signatures on absentee ballot identification envelopes must match their signatures on file with their county elections commissions.

29. APRI is especially concerned that the signature matching process will be used as a mechanism to disenfranchise voters in the upcoming August and November elections given the influx of absentee ballots that the Shelby County Elections Commission expects to receive as a result of the COVID-19 pandemic.

30. Without APRI's education and engagement around signature mismatch and absentee ballot rejections generally, many prospective voters will remain in the dark that such processes exist. Voters will not know that they must exercise caution, follow up with their county commissions to ensure that their absentee ballots have been counted, and request their county commissions to allow them to cure their ballots so that their vote is counted.

31. While most of APRI's members are registered to vote, APRI's voter outreach and education extends beyond its members. APRI has conducted voter registration drives, particularly targeting younger voters in the past. APRI plans to use its social media to encourage voters to vote ahead of the upcoming August and November elections and anticipates that first-time voters will register to vote as a result of its efforts.

RETRIEVED FROM DEMOCRACYDOCKET.COM

32. However, Tennessee law requires anyone who registers to vote by mail to vote in person the first time they vote. My understanding is that anyone that APRI has registered or will register to vote for the first time via a mail-in voter registration form will be required to vote in person, even if they otherwise qualify for absentee voting. This restriction necessarily limits the effectiveness of APRI's voter registration activity because it limits the means by which those voters can cast their ballots.

33. Given the ongoing COVID-19 crisis, this restriction will make some of APRI's voter registration activity ineffective because the voters APRI has registered will be unable to vote safely by mail.

34. Moreover, this restriction makes some of APRI's voter registration activity ineffective because the voters it has registered cannot vote in person because they are students outside of their county or meet other eligibility criteria for absentee ballots that render them unable to vote in person.

35. APRI also has to dedicate time and resources to ensuring that voters who registered by mail know that they will not be able to cast their ballot in person. We are concerned that voters we registered may assume they can vote by mail and have their application rejected when it is too late for them to make other plans to vote, and therefore that our voter registration efforts will be for naught.

I declare under penalty of perjury pursuant to 28 U.S.C. § 1746 that the foregoing is true and correct.

Executed this 12th day of June, 2020.

Kendra Lee

RETRIEVED FROM DEMOCRACYDOCKET.COM

EXHIBIT G

RETRIEVED FROM DEMOCRACYDOCKET.COM

IN THE UNITED STATES DISTRICT COURT
FOR THE MIDDLE DISTRICT OF TENNESSEE
NASHVILLE DIVISION

MEMPHIS A. PHILLIP RANDOLPH INSTITUTE, et al., *Plaintiffs*, v. TRE HARGETT, et al., *Defendants*.	No. 3:20-cv-0374 JUDGE RICHARDSON MAGISTRATE JUDGE FRENSLEY

RETRIEVED FROM DEMOCRACYDOCKET.COM

DECLARATION OF THE EQUITY ALLIANCE IN SUPPORT OF PLAINTIFFS' MOTION FOR PRELIMINARY INJUNCTION
(Pursuant to 28 U.S.C. § 1746)

I, Charlane Oliver, am over the age of 18 and fully competent to make the following declaration. The facts in this declaration are based on my personal knowledge and upon information available to me through the files and records of The Equity Alliance, at which I am the Co-Founder and Co-Executive Director. If called upon as a witness, I would testify to these facts. Under penalty of perjury, I declare and state the following:

1. I am the Co-Founder and Co-Executive Director of The Equity Alliance. I founded the organization in November 2016 and have served as Co-Executive Director since September 2019.

2. In my role as Co-Executive Director, I am responsible for overseeing all facets of The Equity Alliance's operations including leadership development, voter engagement, strategy, planning, community outreach, private and public partnerships, fiscal oversight, policy advocacy, and compliance.

IN THE UNITED STATES DISTRICT COURT
FOR THE MIDDLE DISTRICT OF TENNESSEE
NASHVILLE DIVISION

MEMPHIS A. PHILLIP RANDOLPH INSTITUTE, et al., *Plaintiffs*, v. TRE HARGETT, et al., *Defendants*.	No. 3:20-cv-0374 JUDGE RICHARDSON MAGISTRATE JUDGE FRENSLEY

DECLARATION OF THE EQUITY ALLIANCE IN SUPPORT OF PLAINTIFFS' MOTION FOR PRELIMINARY INJUNCTION
(Pursuant to 28 U.S.C. § 1746)

RETRIEVED FROM DEMOCRACYDOCKET.COM

I, Charlane Oliver, am over the age of 18 and fully competent to make the following declaration. The facts in this declaration are based on my personal knowledge and upon information available to me through the files and records of The Equity Alliance, at which I am the Co-Founder and Co-Executive Director. If called upon as a witness, I would testify to these facts. Under penalty of perjury, I declare and state the following:

1. I am the Co-Founder and Co-Executive Director of The Equity Alliance. I founded the organization in November 2016 and have served as Co-Executive Director since September 2019.

2. In my role as Co-Executive Director, I am responsible for overseeing all facets of The Equity Alliance's operations including leadership development, voter engagement, strategy, planning, community outreach, private and public partnerships, fiscal oversight, policy advocacy, and compliance.

3. Based on my knowledge and experience as Co-Founder and Co-Executive Director, I am familiar with The Equity Alliance's voter identification, mobilization, and engagement activities.

4. The Equity Alliance is a nonprofit, nonpartisan organization, headquartered in Nashville, Tennessee.

5. Since 2016, The Equity Alliance has proactively advocated for African Americans and other communities of color to have a fair and just opportunity at realizing the American dream. The Equity Alliance is a grassroots advocacy group that seeks to equip citizens with tools and strategies to engage in the civic process and empower them to take action on issues affecting their daily lives.

6. The Equity Alliance operates throughout the State, primarily focusing on counties where there is a large African American presence such as Davidson, Shelby, and Hamilton Counties.

7. The Equity Alliance works to expand the electorate by engaging low propensity voters and disenfranchised communities to participate in the democratic process, educating communities of color about the political process and how impending legislation will impact their lives; engaging and empowering citizens to take action and make their voices heard with a particular emphasis on voting; and monitoring legislation in order to hold state and local elected officials accountable. The Equity Alliance also works to promote civic leadership by encouraging people of color to take leadership roles in shaping policy at the local, state, and national levels. The Equity Alliance also creates alliances with individuals and groups in order to present a united front against any economic barriers that seek to marginalize, disenfranchise, or discriminate against people of color and vulnerable populations.

RETRIEVED FROM DEMOCRACYDOCKET.COM

8. The Equity Alliance is a volunteer-driven organization with a leadership staff and five paid staff members – three full-time and two part-time. The Equity Alliance relies on the work of its volunteers, staff members, and contract employees to drive the success of its activities.

9. As part of its voter engagement, The Equity Alliance coordinates activities that engage several different demographics of voters, aiming to reach them where they are in the community. The Equity Alliance hosts block parties, forums, and training sessions to educate voters about the political process and upcoming elections.

10. The Equity Alliance also conducts phone banking, text campaigns, door-to-door canvassing, and social media campaigns to engage and encourage eligible voters to vote. The Equity Alliance's social media activities include creating and circulating online petitions, participating in online townhalls on Facebook, and actively engaging Twitter users.

11. The Equity Alliance has approximately 4000 volunteers and supporters statewide, the majority of whom are between the ages of twenty-five and forty-five.

12. In past election cycles, The Equity Alliance has produced and distributed voter guides to educate voters and help them make informed decisions, organized voter registration drives, and coordinated voter mobilization efforts.

13. The Equity Alliance has closely followed the rise in COVID-19 infections in the state. The Equity Alliance has had to educate volunteers and members of the public about the health risks posed by COVID-19 and explain the absentee voting process to its volunteers and members of the public that wish to vote absentee in light of COVID-19.

14. The Equity Alliance's staff, supporters, and community know the pain of COVID-19 intimately.

RETRIEVED FROM DEMOCRACYDOCKET.COM

15. Since March 5, 2020, when the State confirmed its first COVID-19-related death, one of The Equity Alliance's board members, a woman in her early 60s, contracted COVID-19, was in the hospital for weeks, and has since recovered.

16. My son has asthma, an underlying condition that puts him at a higher risk of suffering serious complications if he contracts COVID-19. I also have an additional young child who is a baby—I do not want to expose him to COVID-19.

17. One staff member lives with her parents who are in the at-risk age bracket for suffering serious complications from COVID-19 and another staff member recently lost her uncle to COVID-19.

18. As Co-Founder and Co-Executive Director of The Equity Alliance, I have knowledge that hundreds of the organization's volunteers and supporters are qualified to vote, registered to vote, and regularly vote in federal, state, and local elections.

19. As Co-Founder and Co-Executive Director of The Equity Alliance, I also have knowledge that hundreds of our volunteers and supporters previously planned to vote in person in the August 6, 2020, statewide election and the November 3, 2020, presidential election, as evidenced by the 425 petition signatures we've collected.

20. Many of The Equity Alliance's volunteers and supporters, the majority of whom are between the ages of twenty-five and forty-five, plan, if eligible, to vote by mail to protect their own health or the health of vulnerable family members, but do not qualify to request an absentee ballot under Tennessee's narrow eligibility criteria outlined in Tennessee Code § 2-6-201 absent the injunction entered by the Davidson County Chancery Court.

21. As Co-Executive Director I have directly spoken with volunteers who plan to vote in the August and November 2020 elections, if eligible, but will choose to stay home if they are

RETRIEVED FROM DEMOCRACYDOCKET.COM

ultimately required to vote in person because they cannot afford to expose themselves or family members in their home to COVID-19.

22. The Equity Alliance's volunteers and supporters and the members of the public the organization engages with should not have to choose between their right to vote and their own health and well-being or that of their family members.

23. Since the pandemic began, The Equity Alliance has devoted significant resources including volunteer and staff time to educating the public about Tennessee's absentee voting eligibility criteria. The strict eligibility criteria that the Davidson County Chancery Court has now prohibited the state from implementing made it more difficult to communicate absentee voting options to the general public and help voters determine if they are eligible. There are fourteen such criteria and voters have to qualify under one of them to request an absentee ballot. We have to dedicate more resources to explaining the absentee voting process because voters have a lot of questions around what the criteria are and whether they apply to them.

RETRIEVED FROM DEMOCRACYDOCKET.COM

24. The Equity Alliance is actively working to hire a communications manager to work specifically on absentee voting advocacy. As Co-Executive Director, I have represented The Equity Alliance in online panels advocating for mail-in ballots and absentee voters in order to keep voters safe in the midst of the COVID-19 pandemic.

25. The Equity Alliance is currently producing its election year voter guide and will dedicate at least a full page of the guide to the absentee ballot request process and the eligibility criteria for requesting an absentee ballot. Previous voter guides have not included a full page dedicated to the absentee voter process because the majority of the community members that the Equity Alliance engages vote in person.

26. The Equity Alliance is also planning to put together "safe voter kits," which will

include masks, hand sanitizer, the voting guide, and a pamphlet outlining how qualifying voters can request an absentee ballot. The Equity Alliance has never prepared these kits before and were it not for COVID-19, would not be doing so now.

27. The Equity Alliance's core activities in election years usually include hosting two block parties in Nashville when the early voting period for the August and November elections begin in order to meet community members where they are and educate them about upcoming issues, but that will not happen this year because of the COVID-19 pandemic.

28. Much of The Equity Alliance's education and voter engagement activities during the COVID-19 crisis have revolved around vote by mail, the eligibility criteria, and particularly the State's criminal penalties for assisting voters in obtaining absentee ballot applications.

29. Because only approximately 2% of all Tennesseans traditionally vote by mail, many of the people in the communities in which The Equity Alliance advocates have never voted by mail and require guidance on the multi-step vote-by-mail process.

30. However, Tennessee's strict eligibility criteria and vague criminal statutes on assisting voters obtain absentee ballot requests are hurting The Equity Alliance's efforts to engage voters in the midst of the COVID-19 pandemic.

31. As part of its education campaign, The Equity Alliance wishes to distribute absentee ballot requests to its volunteers and active constituencies, help community members write their own requests, leave applications in community members' mailboxes, and provide links to the online application form on its website, social media pages such as Twitter and Instagram, and text messages to its followers and other members of the public. The Equity Alliance also wishes to include absentee ballot requests in its safe voting kits.

32. The Equity Alliance, however, risks criminal prosecution (a sentence of up to 11

RETRIEVED FROM DEMOCRACYDOCKET.COM

months and 29 days in prison, a fine of up to $2,500, or both) under Tennessee Code § 2-6-202(c)(4) for distributing unsolicited absentee ballot requests to the public.

33. If The Equity Alliance is not able to distribute unsolicited absentee requests as part of its voter education, many communities in which The Equity Alliance advocates will not be able to obtain a request, and consequently, an absentee ballot.

34. Many individuals The Equity Alliance helps do not have computers, internet access, printers, scanners, fax machines, postage, or envelopes to be able to mail, email, or fax their absentee requests to their respective county commissions as required by law.

35. The Equity Alliance primarily engages with lower income communities of color where the only internet access many people have is through their mobile phone. The Equity Alliance specifically publishes and distributes its voter guide in print, in addition to publishing it online, to reach these vulnerable communities.

36. Many individuals, would not, without The Equity Alliance's assistance, be able to write their own requests, scan their signatures, and submit their requests to their respective county commissions.

37. Without The Equity Alliance's help obtaining absentee ballot requests, these individuals will not be able to vote by mail despite wanting to do so.

38. The volunteers that traditionally assist The Equity Alliance with voter engagement efforts are afraid to assist this year because the State's criminal penalties have led them to believe they will be convicted of a crime for encouraging eligible citizens to vote absentee by sharing unsolicited absentee requests.

39. The Equity Alliance is extending substantial resources and time to focus on compliance with the State's criminal statutes out of the fear that volunteers will be penalized. As

RETRIEVED FROM DEMOCRACYDOCKET.COM

a result, the organization is diverting resources away from its core activities such as voter outreach, education, and mobilization.

40. The Equity Alliance is also planning to devote considerable resources—that would otherwise not have been expended—on educating voters about the possibility of their absentee ballots being rejected for signature-related discrepancies, like non-matching signatures.

41. The Equity Alliance has not donated resources towards informing voters about the absentee ballot process and signature matching in the past. However, The Equity Alliance will have to spend money and resources that it would otherwise not spend to inform its volunteers, supporters, and community members about absentee ballot rejection due to signature mismatch.

42. The Equity Alliance anticipates that many voters it will engage as a part of its 2020 voter engagement efforts will be first-time voters. The Equity Alliance regularly hosts voter registration drives, particularly targeting younger voters and student voters. In 2018, The Equity Alliance registered approximately 91,000 voters in collaboration with the Tennessee Black Voter Project and approximately 3,000 voters through its own "Souls to the Polls" initiative for a total of 94,000 voters—all using mail-in voter registration forms. The Equity Alliance plans to continue to promote voter registration through mail-in voter registration forms.

RETRIEVED FROM DEMOCRACYDOCKET.COM

43. However, my understanding is that anyone The Equity Alliance has registered or will register to vote via a mail-in voter registration form will be required to vote in person the first time they vote, even if they otherwise qualify for absentee voting. This restriction limits the effectiveness of The Equity Alliance's voter registration activity because it limits the means by which those voters can cast their ballots.

44. Given the ongoing COVID-19 crisis, this restriction will make some of The Equity Alliance's voter registration activity less impactful because many voters the organization has

registered will be unable to vote safely by mail.

45. Moreover, this restriction makes some of The Equity Alliance's voter registration activity ineffective because the voters the organization has registered cannot vote in person because they are students outside of their county or meet other eligibility criteria for absentee ballots that render them unable to vote in person.

46. The Equity Alliance also has to dedicate time and resources to ensuring that voters who registered by mail know that they will not be able to cast their ballot in person. We are concerned that voters we registered may assume they can vote by mail and have their application rejected when it is too late for them to make other plans to vote, and therefore that our voter registration efforts will be for naught.

I declare under penalty of perjury pursuant to 28 U.S.C. § 1746 that the foregoing is true and correct.

Executed this 12th day of June, 2020.



Charlane Oliver

RETRIEVED FROM DEMOCRACYDOCKET.COM

EXHIBIT H

RETRIEVED FROM DEMOCRACYDOCKET.COM

IN THE UNITED STATES DISTRICT COURT
FOR THE MIDDLE DISTRICT OF TENNESSEE
NASHVILLE DIVISION

MEMPHIS A. PHILLIP RANDOLPH INSTITUTE, et al., *Plaintiffs*, v. TRE HARGETT, et al., *Defendants*.	Civil No. 3:20-cv-0374 JUDGE RICHARDSON MAGISTRATE JUDGE FRENSLEY

RETRIEVED FROM DEMOCRACYDOCKET.COM

DECLARATION OF FREE HEARTS IN SUPPORT OF PLAINTIFFS' MOTION FOR PRELIMINARY INJUNCTION
(Pursuant to 28 U.S.C. § 1746)

I, Dawn Harrington, am over the age of 18 and fully competent to make the following declaration. The facts in this declaration are based on my personal knowledge and upon information available to me through the files and records of Free Hearts, of which I am the Executive Director. If called upon as a witness, I would testify to these facts. Under penalty of perjury, I declare and state the following:

Personal Background

1. I am the Executive Director of Free Hearts. I have served in this capacity since May 2016.

2. In my role as Executive Director, I am responsible for the organization's governance structure, strategy, communications, development, fundraising, and the work of staff and volunteers, including voter engagement work.

3. Based on my knowledge and experience I am familiar with Free Hearts's voter identification, mobilization, and engagement activities.

4. Free Hearts is a fiscally sponsored project of the Praxis Project, Inc. Free Hearts is based in Nashville, Tennessee and has statewide presence in all ninety-five counties.

5. Since 2015, Free Hearts has educated, organized, advocated for, and supported formerly incarcerated individuals and their families. Free Hearts has led participatory defense workshops and court watching to support formerly incarcerated individuals and their families.

6. Free Hearts works across the State and in coalition with other nonprofit groups to support approximately 400 to 500 incarcerated and formerly incarcerated individuals and their families. Currently, Free Hearts has 5 full-time staff and about 40 active volunteers who engage with their community base on a regular basis.

7. Free Hearts lets anyone volunteer with the organization. Since 2017, it has interacted with approximately 7,000 individuals across the State. These individuals have included directly impacted people (i.e., formerly incarcerated people and their families), volunteers, interns, and staff.

8. Free Hearts engages its staff and volunteers in different ways—and volunteers can choose to engage with the work at different levels. Some regularly work with directly impacted individuals. Others participate at town halls and community events by staffing voter registration tables or distributing food and water.

9. Since 2017, Free Hearts has also worked to expand the franchise to those impacted by the criminal punishment system. To that end, Free Hearts registers eligible individuals in jails, helps to ensure that eligible voters in pretrial detention are able to request and vote by mail, advocates for jails to become polling sites, helps restore voting rights to formerly incarcerated individuals through its Restore the Vote Campaign, and advocates for reforms around automatic voter registration in Tennessee.

10. While our emphasis is on the formerly incarcerated population and family

RETRIEVED FROM DEMOCRACYDOCKET.COM

members, Free Hearts has expanded its voter engagement work to broader subsets of the population as well. During election cycles, Free Hearts registers prospective voters at community registration events, at expungement clinics, at its office in Nashville, and during door-to-door canvassing. Free Hearts conducts get-out-the vote activities encouraging its base and its volunteers to vote on Election Day. As Election Day gets closer, Free Hearts hosts at least two community events each month to register prospective voters and discuss the importance of voting.

11. More than half of Free Hearts's base (including directly impacted incarcerated or formerly incarcerated individuals and their families and volunteers) is African American. A majority of Free Hearts's volunteers are also women. The rest of Free Hearts's base, which includes volunteers and the communities Free Hearts serves, is composed of individuals who are White, Hispanic, and from other racial minorities. Free Hearts's base is diverse in age—anywhere from 18 to 80 years old. The organization does a fair amount of work with children coming out of juvenile detention centers—so a small portion of its base is under 18 years old.

RETRIEVED FROM DEMOCRACYDOCKET.COM

Impact of the COVID-19 Crisis on Free Hearts's Members

12. Free Hearts has closely followed the rise in COVID-19 infections in the State. Free Hearts not only has had to educate members and volunteers about the health risks posed by COVID-19 but also about absentee voting. Free Hearts has shared with its base and volunteers information about COVID-19 and precautionary steps to prevent against exposure.

13. Free Hearts is acutely aware of COVID-19's impacts on its primarily African American base. COVID-19 has disproportionately impacted the Black community in Tennessee. Free Hearts has tracked COVID-19's devastating impact on the Black community, which lacks access to healthcare and are more likely to be uninsured or underinsured. As a result, to the

extent eligible, Free Hearts believes, and has encouraged its volunteers and engaged voters, to vote by mail as the safest voting option. In fact, because of the dangers of the disease, it is clear that if they are not able to vote by mail, some Tennessee voters, including some Free Hearts volunteers and engaged community members, will simply not vote.

Free Hearts's Activities Around the Vote-By-Mail Process

14. Since the pandemic, Free Hearts has devoted significant resources including volunteer and staff time to educating its base about Tennessee's absentee voting eligibility criteria.

15. Much of Free Hearts's education and voter engagement activities during the COVID-19 crisis have revolved around how to vote by mail, including the mechanics of the process.

16. Free Hearts has been unable to conduct in-person workshops during COVID-19 and has since transitioned its volunteer engagement to online platforms. Free Hearts hosts virtual town halls, workshops, and meetings where it educates participants about voting by mail and taking precautions during the pandemic. Free Hearts works in coalition with other organizations to discuss the importance of voting and voter engagement.

17. Many participants have never voted by mail and need help navigating Tennessee's complex multi-step vote-by-mail process. Free Hearts provides that guidance—sharing information with participants on absentee eligibility criteria, how to request absentee ballots, how to mail absentee ballots, and how to engage with county elections commissions to ensure that their ballots are counted.

18. In past elections cycles before COVID-19, Free Hearts has helped eligible voters in jail register to vote and request absentee ballots. Free Hearts usually collects these completed

RETRIEVED FROM DEMOCRACYDOCKET.COM

applications and submits or mails them to county elections commissions.

19. Many eligible voters in pretrial detention have also never voted before. Tennessee's first-time voter restriction, which requires voters who register by mail and presumably at voter registration drives to vote in person, has the impact of disenfranchising first-time eligible, jailed electors. They cannot vote in person because of the high likelihood that they will still remain in detention on Election Day. Therefore, for first-time eligible voters in pretrial detention, voting by mail is the only way that they can exercise their right to vote.

20. More generally, Free Hearts expects more people to vote by mail during the pandemic. As part of its education campaign, Free Hearts wishes to distribute and share unsolicited absentee ballot requests with its base. Free Hearts wants to help community members write their own requests, leave applications in community members' mailboxes, and provide links to the online request form in their newsletters, and on social media such as Twitter and Instagram.

RETRIEVED FROM DEMOCRACYDOCKET.COM

21. Many of the voters, Free Hearts works with, including eligible voters in pretrial detention, do not even know how to start the process of requesting an absentee ballot. Without Free Hearts's assistance and guidance, and in particular without Free Hearts being able to provide its community members with unsolicited absentee ballot requests, many of those voters will be unable to vote by mail.

22. Free Hearts, however, risks criminal prosecution (a sentence of up to 11 months and 29 days in prison, a fine of up to $2,500, or both) under Tennessee Code § 2-6-202(c)(4) for distributing or sharing unsolicited absentee ballot requests to voters.

23. This provision is extremely scary because many Free Hearts volunteers have been formerly incarcerated and cannot risk criminal penalties. A few volunteers are on lifetime parole

and the potential for criminal penalties for engaging around vote by mail can mean a prison sentence. This provision has a chilling impact on volunteers. Volunteers will not want to risk engaging in their First Amendment right to associate and express themselves. This will dampen Free Hearts's civic engagement activities.

24. If Free Hearts is unable to distribute unsolicited absentee requests as part of its voter education, many of the communities in which Free Hearts advocates will not be able to request absentee ballots.

25. Many of the individuals Free Hearts helps, especially those in pretrial detention, do not have computers, internet access, printers, scanners, or fax machines, postage, or envelopes to be able to mail, email, or fax their absentee requests to their respective county commissions.

26. These individuals, would not, without Free Hearts's assistance, be able to obtain and write their own requests, and then scan their signatures, and submit their requests to their respective county commissions. But for Free Hearts's help obtaining absentee requests, these individuals would not be able to vote by mail despite wanting to do so.

27. Since the COVID-19 pandemic, Free Hearts has also ramped up voter education around absentee ballot rejections, in particular, around ballots rejected for signature mismatch.

28. Since the pandemic, Free Hearts anticipates that more volunteers and individuals that it serves will attempt to vote by mail to avoid voting in person.

29. Given this anticipated shift in method of voting, Free Hearts not only has increased education around the absentee voting process but has emphasized the ways that ballots are rejected in Tennessee. During virtual workshops and trainings, Free Hearts warns participants that their signatures on absentee ballot identification envelopes must match their signatures on file with their county election commissions.

RETRIEVED FROM DEMOCRACYDOCKET.COM

30. Free Hearts has advised volunteers and engaged community members to practice their signature on separate pieces of paper before signing their ballots.

31. Free Hearts has advised volunteers that there is no cure process for rejected absentee ballots under the law. Because of a lack of meaningful notice and opportunity to cure, Free Hearts's base and the communities it serves are distrustful of the vote-by-mail process and has dissuaded these voters from wanting to vote by mail. To that end, Free Hearts has to spend resources encouraging voters to vote by mail during the pandemic despite the flawed signature match process, and has had to expend effort advising its volunteers and eligible voters in their base to follow up with their county elections commissions to check whether their absentee ballots were counted

32. While Free Hearts is encouraging more eligible individuals to vote by mail, the organization has also been mindful of the deficiencies in the vote-by-mail process. To that end, the organization feels it is our duty to educate voters on absentee rejections because of signature mismatch.

33. Without Free Hearts's education and engagement around signature mismatch and absentee ballot rejections generally, many prospective voters will remain in the dark that such processes exist.

I declare under penalty of perjury pursuant to 28 U.S.C. § 1746 that the foregoing is true and correct.

Executed this 12th th day of June, 2020.

Dawn Harrington

RETRIEVED FROM DEMOCRACYDOCKET.COM